เอกสารแนบ

เอกสารแนบที่ 1

สำเนาหนังสือเห็นชอบอนุมัติโครงการ
จากสำนักงานนโยบายและแผนทรัพยากรธรรมชาติ
และสิ่งแวดล้อม

รับที่ TSH
วันที่ 08 MAR 2016

ddok ID 49336
Business Unit CCS/17
Date: 8/03/59 Time: 9.00
SCANNED

ที่ ทส ๑๐๐๙.๒/ ๒๕๕๙

สำนักงานนโยบายและแผน
ทรัพยากรธรรมชาติและสิ่งแวดล้อม
ถนนพระรามที่ ๖ แขวงสามเสนใน
เขตพญาไท กรุงเทพฯ ๑๐๔๐๐

มีนาคม
~~กุมภาพันธ์~~ ๒๕๕๙

เรื่อง การพิจารณารายงานการวิเคราะห์ผลกระทบสิ่งแวดล้อม โครงการผลิตปิโตรเลียม แหล่งกำแพงแสน แปลง PTTEP 1 จังหวัดนครปฐม ของบริษัท ปตท.สผ. อินเตอร์เนชั่นแนล จำกัด

เรียน กรรมการผู้จัดการใหญ่ บริษัท ปตท.สผ. อินเตอร์เนชั่นแนล จำกัด

อ้างถึง หนังสือบริษัท ปตท.สผ. อินเตอร์เนชั่นแนล จำกัด ที่ ปตท.สผ.อ.๑๒๐๐๒/๐๐-๐๘๔๒/๒๐๑๖ ลงวันที่ ๑๐ กุมภาพันธ์ ๒๕๕๙

สิ่งที่ส่งมาด้วย มาตรการป้องกันและแก้ไขผลกระทบสิ่งแวดล้อม และมาตรการติดตามตรวจสอบผลกระทบสิ่งแวดล้อม โครงการผลิตปิโตรเลียม แหล่งกำแพงแสน แปลง PTTEP 1 จังหวัดนครปฐม ของบริษัท ปตท.สผ. อินเตอร์เนชั่นแนล จำกัด

ตามหนังสือที่อ้างถึง บริษัท ปตท.สผ. อินเตอร์เนชั่นแนล จำกัด ได้เสนอรายงานการวิเคราะห์ผลกระทบสิ่งแวดล้อม ฉบับข้อมูลเพิ่มเติม โครงการผลิตปิโตรเลียม แหล่งกำแพงแสน แปลง PTTEP 1 จังหวัดนครปฐม ของบริษัท ปตท.สผ. อินเตอร์เนชั่นแนล จำกัด จัดทำรายงานโดยบริษัท ยูไนเต็ด แอนนาลิสต์ แอนด์ เอ็นจิเนียริ่ง คอนซัลแตนท์ จำกัด ให้สำนักงานนโยบายและแผนทรัพยากรธรรมชาติและสิ่งแวดล้อม พิจารณาดำเนินการตามลำดับขั้นตอนการพิจารณารายงาน ความละเอียดแจ้งแล้ว นั้น

สำนักงานนโยบายและแผนทรัพยากรธรรมชาติและสิ่งแวดล้อม ได้เสนอรายงานการวิเคราะห์ผลกระทบสิ่งแวดล้อมโครงการดังกล่าว ให้คณะกรรมการผู้ชำนาญการพิจารณารายงานการวิเคราะห์ผลกระทบสิ่งแวดล้อม ด้านพัฒนาปิโตรเลียม พิจารณาตามลำดับขั้นตอนการพิจารณารายงาน และในการประชุมครั้งที่ ๕/๒๕๕๙ เมื่อวันที่ ๑๙ กุมภาพันธ์ ๒๕๕๙ คณะกรรมการผู้ชำนาญการฯ มีมติให้ความเห็นชอบรายงานการวิเคราะห์ผลกระทบสิ่งแวดล้อม โครงการผลิตปิโตรเลียม แหล่งกำแพงแสน แปลง PTTEP 1 จังหวัดนครปฐม ของบริษัท ปตท.สผ. อินเตอร์เนชั่นแนล จำกัด โดยให้ปฏิบัติตามมาตรการป้องกันและแก้ไขผลกระทบสิ่งแวดล้อมและมาตรการติดตามตรวจสอบผลกระทบสิ่งแวดล้อมอย่างเคร่งครัด รายละเอียดตามสิ่งที่ส่งมาด้วย ทั้งนี้ หากท่านได้รับอนุญาตโครงการแล้ว สำนักงานนโยบายฯ ขอความร่วมมือส่งสำเนาใบอนุญาตพร้อมเงื่อนไขให้สำนักงานนโยบายฯ ทราบด้วย และประสานผู้จัดทำรายงานฯ ให้ดำเนินการรวบรวมรายละเอียดข้อมูลทั้งหมดเรียงตามลำดับการพิจารณาของคณะกรรมการผู้ชำนาญการฯ จำนวน ๑ เล่ม...

To: TEM
1) เพื่อทราบ, ดำเนินการ
2) เก็บรายงาน
[redacted]
8.03.'16

To: TEM/O
FYI ka.
Regards,
Lawan P.

๑ เล่ม พร้อมแผ่นบันทึกข้อมูล (CD-ROM) ในรูปของ Digital File (pdf) Adobe Acrobat จำนวน ๒ แผ่น พร้อมทั้งให้จัดทำรายงานฉบับสมบูรณ์ที่ปรับปรุงตามข้อคิดเห็นของคณะกรรมการผู้ชำนาญการฯ จำนวน ๓ เล่ม พร้อมแผ่นบันทึกข้อมูล (CD-ROM) ในรูปของ Digital File (pdf) Adobe Acrobat จำนวน ๘ แผ่น เสนอต่อสำนักงานนโยบายฯ ภายในเวลา ๑ เดือน เพื่อใช้เป็นเอกสารอ้างอิง และส่งให้หน่วยงานที่เกี่ยวข้องต่อไป ทั้งนี้ สำนักงานนโยบายฯ ได้สำเนาหนังสือแจ้งให้บริษัท ยูไนเต็ด แอนนาลิสต์ แอนด์ เอ็นจิเนียริ่ง คอนซัลแตนท์ จำกัด พิจารณาดำเนินการด้วยแล้ว

จึงเรียนมาเพื่อโปรดพิจารณาดำเนินการต่อไป

ขอแสดงความนับถือ

[redacted]

(นางปิยนันท์ โศภนคณาภรณ์)
รองเลขาธิการฯ ปฏิบัติราชการแทน
เลขาธิการสำนักงานนโยบายและแผนทรัพยากรธรรมชาติและสิ่งแวดล้อม

สำนักวิเคราะห์ผลกระทบสิ่งแวดล้อม
โทรศัพท์ ๐ ๒๒๖๕ ๖๕๐๐ ต่อ ๖๗๙๑
โทรสาร ๐ ๒๒๖๕ ๖๖๑๖

Office of President & CEO
Ref.No. 49336
Date: 8/08/59

Div / Dpt	Act	Info	Clr
TSH	✓		

Original doc: TSH

เอกสารแนบที่ 2

หนังสืออนุญาตการเปลี่ยนแปลงรายละเอียดโครงการ ในรายงานการประเมินผลกระทบสิ่งแวดล้อม จากกรมเชื้อเพลิงธรรมชาติ

ddok ID HQ201803171
Business Unit: OPS
Date: 15/06/18 Time: 16.00
SCANNED

ที่ พน 0308/ 2135

กรมเชื้อเพลิงธรรมชาติ
ศูนย์เอนเนอร์ยี่ คอมเพล็กซ์ อาคารบี ชั้น 21
ถนนวิภาวดีรังสิต กรุงเทพฯ 10900

13 มิถุนายน 2561

เรื่อง การเปลี่ยนแปลงรายละเอียดในรายงานการวิเคราะห์ผลกระทบสิ่งแวดล้อมโครงการผลิตปิโตรเลียมแหล่งกำแพงแสน แปลง PTTEP1 จังหวัดนครปฐม

เรียน กรรมการบริษัท ปตท.สผ. อินเตอร์เนชั่นแนล จำกัด

อ้างถึง 1. หนังสือบริษัท ปตท.สผ. อินเตอร์เนชั่นแนล จำกัด ที่ ปตท.สผ.อ. 11026/00-3698/2018 ลงวันที่ 30 เมษายน 2561
2. หนังสือบริษัท ปตท.สผ. อินเตอร์เนชั่นแนล จำกัด ที่ ปตท.สผ.อ. 11026/00-4959/2018 ลงวันที่ 5 มิถุนายน 2561

ตามหนังสือที่อ้างถึง 1 บริษัท ปตท.สผ. อินเตอร์เนชั่นแนล จำกัด ประสงค์ขอเปลี่ยนแปลงรายละเอียดในรายงานการวิเคราะห์ผลกระทบสิ่งแวดล้อมโครงการผลิตปิโตรเลียมแหล่งกำแพงแสน แปลง PTTEP1 จังหวัดนครปฐม ที่ได้รับความเห็นชอบจากคณะกรรมการผู้ชำนาญการพิจารณารายงานการวิเคราะห์ผลกระทบสิ่งแวดล้อม ด้านพัฒนาปิโตรเลียม และต่อมาบริษัทฯ ได้นำส่งรายงานการเปลี่ยนแปลงฯ ฉบับสมบูรณ์ ตามหนังสือที่อ้างถึง 2 ความละเอียดแจ้งแล้ว นั้น

กรมเชื้อเพลิงธรรมชาติ ได้พิจารณารายงานการเปลี่ยนแปลงรายละเอียดฯ แล้ว เห็นว่าเป็นการเปลี่ยนแปลงที่ไม่กระทบต่อสาระสำคัญของการวิเคราะห์ผลกระทบสิ่งแวดล้อมในรายงานการวิเคราะห์ผลกระทบสิ่งแวดล้อมของโครงการฯ จึงเห็นควรอนุญาตให้บริษัทฯ ดำเนินการเปลี่ยนแปลงตามที่เสนอมาได้ ดังนี้

1. ย้ายตำแหน่งหลุมเจาะปิโตรเลียมจากฐานหลุมผลิตกำแพงแสน 2 (KS 2) จำนวน 2 หลุม มายังฐานหลุมผลิตกำแพงแสน 1 (KS 1)

2. เปลี่ยนแปลงมาตรการป้องกันและแก้ไขผลกระทบสิ่งแวดล้อมและมาตรการติดตามตรวจสอบคุณภาพสิ่งแวดล้อม

ทั้งนี้ ให้บริษัทฯ ปฏิบัติตามมาตรการป้องกันและแก้ไขผลกระทบสิ่งแวดล้อม และมาตรการติดตามตรวจสอบผลกระทบสิ่งแวดล้อมในรายงานการวิเคราะห์ผลกระทบสิ่งแวดล้อมฯ อย่างเคร่งครัด

จึงแจ้งมาเพื่อทราบและถือปฏิบัติ

ขอแสดงความนับถือ

[redacted]

(นายภูมี ศรีสุวรรณ)
รองอธิบดี ปฏิบัติราชการแทน
อธิบดีกรมเชื้อเพลิงธรรมชาติ

OPS → PSP, PTN/P
cc: PTN, CEN
FYI & further action.
15/6/18

กองความปลอดภัยและสิ่งแวดล้อมเชื้อเพลิงธรรมชาติ
โทร. 0 2794 3303 โทรสาร 0 2794 3277
Email : apasiri@dmf.go.th

FYI
20/6/18

เอกสารแนบที่ 3

เอกสารสัญญาจ้างผู้รับเหมาขับรถบรรทุกน้ำมันดิบ

PTTEP International Limited

Energy Complex Building A, 19-36th Fl.
555/1 Vibhavadi-Rangsit Rd., Chatuchak,
Bangkok 10900, Thailand
TEL: (662) 537-4000
FAX: (662) 537-5043, 537-4444
http://www.pttep.com

SERVICE RELEASE ORDER No. 3000105587

(Final Approved)

Vendor : **BRK INTERTRANSPORT CO.,LTD**
279 MOO 6 T.THA PHO
A.MUEANG
PHITSANULOK Thailand 65000
Tel : 055906072 Fax : 055906073

Attention : **Ket Inliang**
Tel : 055906072
Fax :
Email :

Quotation :

Vendor Code : **2100001589**
Issue Date : **02.10.2025**
Project : **2101 PTTEPI PTTEP1**
Urgency : **REGULAR**

Purchaser : **Paweena Saerwai**
Tel : 810-5016
Fax :
Email : PaweenaSa@pttep.com

Contract/MA No. : **2023.0440**
Contract Period : **01.01.2024 - 31.12.2026**

Please supply the goods/services specified under the terms & conditions stipulated in this order.
The General Terms and Conditions including other documents attached here with are deemed part of this order.

Title : **The Provision of Transportation of Crude Oil and Produced Water Services for S1 and PTTEP1 Asset**

Item	Description	Unit	Quantity	Unit Price (THB)	Amount (THB)
10	**2025 PTTEP1 Crude Transportation**	**AU**	**1.000**	[redacted]	
	The service shall include the following details: - 2025 PTTEP1 Crude Transportation	AU	1.000	[redacted]	
	Incoterms NA,NA,TH				
20	**2025 PTTEP1 Crude Reprocessing**	**AU**	**1.000**	[redacted]	
	The service shall include the following details: - 2025 PTTEP1 Crude Reprocessing	AU	1.000	[redacted]	
	Incoterms NA,NA,TH				
				Total Amount:	[redacted]

Currency	: Baht(THB)	**Service Start Date**	
Price & Tax	: Inclusive of all kinds of taxes, except VAT	**Completion Date**	:
Payment Term	: Invoice received 1-15, due 15 of next month Invoice received 16-31, due end of next month	**Delivery Place**	:

Terms & Conditions : This order is issued in accordance with and governed by the terms and conditions of the contract/MA number **2023.0440** between COMPANY and VENDOR

Payment Term : Invoice shall
- Bear **COMPANY's contract number**
- Bear **COMPANY's release order number**
- Bear **project name : 2101 PTTEPI PTTEP1**
- Bear **item number of the material which are specified in Release Order which are delivered**
- Be in name of and mail to
Energy Complex Building A, 19-36th Fl.

PTTEP International Limited
Energy Complex Building A, 19-36th Fl.
555/1 Vibhavadi-Rangsit Rd., Chatuchak,
Bangkok 10900, Thailand
TEL: (662) 537-4000
FAX: (662) 537-5043, 537-4444
http://www.pttep.com

SERVICE RELEASE ORDER No. 3000105587

(Final Approved)

555/1 Vibhavadi-Rangsit Rd., Chatuchak,
Bangkok 10900, Thailand
TEL: (662) 537-4000
FAX: (662) 537-5043, 537-4444
http://www.pttep.com
Attention : Accounting Department (Payment Section: Invoice Billing)

Acknowledgement and Acceptance of Order : VENDOR shall acknowledge receipt of this order **within 2 working days** by returning the signed order to purchaser in charge via email PaweenaSa@pttep.com in PDF format or fax no. .
Payment of VENDOR's invoice is subject to the order acknowledgement.

FOR COMPANY USE ONLY

Requester/Dept. : PAWEENASA, PSP/S

Deliver To/Attn. :

Acknowledge and comply with terms and conditions of order	*This order is generated and approved electronically and is legally binding without the signature of COMPANY's authority*
_____	_____
( )	*(Khomsan Lertwiriyaprapa)*
VENDOR'S Signature and Seal	*COMPANY's Signature*
Date: _____	*Date:* _____

A. FOR PURCHASE AND SERVICE ORDER

1. IMPORTANT NOTICE

a) The present Purchase/Service Order shall become a binding contract between **PTTEP International Limited** hereinafter referred to as COMPANY, and Vendor upon acceptance by Vendor.

b) Unless otherwise specified, all prices for the Goods and/or services stipulated in the Purchase/Service Order are firm and definitive and not subject to revision, escalation or adjustment due to currency fluctuations or any other reason. The prices are fully inclusive of all cost, risk and profit related to Vendor's performance under the Purchase/Service Order.

c) The Purchase/Service Order number shall be indicated on all correspondence and invoices.

d) For the purpose of Purchase/Service Order, Vendor shall act as an independent vendor, supplier or contractor, not as an agent of COMPANY.

e) "Goods" means all or any and every part of the tangible property, including without limitation material, machinery, equipment, supplies, articles, items, and/or tangible information ("tangible information" means recorded information, regardless of form or characteristic; for example, software, writings, drawings, and similar recordings on or in a tangible medium) and, where the context so requires, work and services described in the Purchase/Service Order and to be supplied and/or performed or rendered, and guaranteed, by Vendor.

f) "Vendor" means the person, firm or company designated as such in the front terms and to which the Purchase/Service Order is issued, including the legal successors and permitted assigns thereof. Vendor shall have the same meanings with contractor and supplier.

g) Vendor shall be responsible for obtaining and maintaining at his own cost, in compliance with the Applicable Laws, all government authorizations necessary for the performance of the services for Vendor's personnel and equipment including all visas, residence permits, work permits, clearance certificates and all applicable licenses. "Applicable Law" means all laws and any other rules and regulations which Vendor is required to comply in relation to this Purchase/Services Order.

2. LIABILITY

Vendor shall be liable for any loss or damage incurred by COMPANY due to Vendor's or his suppliers' non-compliance with the terms and conditions of the Purchase/Service Order. Vendor shall not, however, be liable for any consequential loss or damage incurred by COMPANY unless such consequential loss or damage is due to willful misconduct or gross negligence of Vendor.

3. LIENS AND CLAIMS

Vendor shall defend, indemnify and hold COMPANY harmless from and against all liens and claims that attach to the Goods or services and all costs, damages and expenses incidental thereto. COMPANY shall have the right to settle any such liens and claims and to deduct from the Purchase/Service Order price all costs of settlement.

4. INVOICING

Unless otherwise advised by the COMPANY, Vendor shall submit complete set of invoices together with supporting documents in accordance with the procedure specified in the attachment "Content of Invoices and Billing Procedure".

5. CANCELLATION

a) If the Vendor fails to fully comply with the Purchase/Service Order for whatever reason and/or if the delay on delivery or performance completion exceeds 50 calendar days, COMPANY may notify in writing the cancellation of the Purchase/Service Order in full or any part thereof without prior notice and without compensation. In such case, COMPANY may purchase Goods or contact the service from a third party and back charge the difference of expenses to the Vendor.

b) COMPANY has the right at any time to cancel this Purchase/Service Order in full or any part thereof. Such intent to cancel shall be notified by COMPANY to Vendor by written notice. And if Vendor is not in default COMPANY shall be responsible for any costs associated with the Goods and services covered under this Purchase/Service Order and incurred by Vendor up to the percent of completion and point of cancellation (spare parts excluded), provided however that under no circumstances shall the total cancellation payment above exceed the total price of the Purchase/Service Order. These costs shall be itemized and presented to COMPANY for approval.

c) COMPANY may take possession of any finished Goods or materials as a result of the cancellation.

6. SAFETY

Vendor shall at no cost to COMPANY and without delay to the work or service ensure that it and all Vendors' personnel, subcontractors, and sub-vendors employed or retained by they are fully aware of and comply with all applicable laws, legislation, regulations, COMPANY's current safety, health, environmental, training and auditing requirements and permit to work systems and all restrictions applicable to both COMPANY's worksites and the work or service. For work undertaken offshore COMPANY shall require acceptable evidence of medical fitness and recent training in offshore emergency and survival techniques.
Vendor shall furnish COMPANY with copies of the Safety Policy and Records of both him and his sub-vendors. Vendor shall ensure that all its personnel attend a site safety induction course on arrival at any COMPANY worksite.

7. APPLICABLE LAWS

Vendor is responsible for obtaining and maintaining, at his sole cost, all permits, licenses, approvals, visas, work permits, foreign business license, other authorities or consents required for the lawful performance of the Purchase/Service Order.

Vendor shall comply with all Applicable Laws. Vendor shall also ensure that his personnel and the subcontractor/subsupplier comply with Applicable Laws.

8. GOVERNING LAW AND SETTLEMENT OF DISPUTES

The present Purchase/Service Order shall be governed by the law of Thailand.

Any dispute, controversy or claim arising out of or relating to this Purchase/Service Order, or the breach, termination or invalidity thereof, shall be settled by arbitration in accordance with the Arbitration Rules of The Thai Arbitration Institute, Office of the Judiciary applicable at the time of submission of the dispute to arbitration. The conduct of the arbitration thereof shall be in English language and shall be under the auspices of the Thai Arbitration Institute, Bangkok, Thailand.

The commencement of arbitration proceeding shall not cause any stoppage or delay in the performance of the Purchase/Service Order.

9. ACCEPTANCE OF THE ORDER

No deviation or exception submitted or referred to by Vendor in his quotation or any other document shall form part of the Purchase/Service Order unless otherwise agreed to in writing by COMPANY. Acknowledgement of receipt of the Purchase/Service Order must be returned to COMPANY duly signed by an authorized executive of the Vendor and must bear appropriate stamp, as a legal

binding document of the acceptance of the terms and conditions stated in the Purchase/Service Order. Failure to return acknowledgement of receipt of the Purchase/Service Order within 15 consecutive days after the date of the Purchase/Service Order shall imply unconditional acceptance of the terms and conditions of the Purchase/Service Order by Vendor.

10. PAYMENT AND TAXES

a) Unless otherwise stipulated, an invoice shall not be sent prior to the delivery of the Goods or works to COMPANY satisfaction. All properly established invoices received by COMPANY in its office from the 1st to the 15th of each month will be paid within the 15th of the following month, and all properly established invoices received by COMPANY in its office from the 16th to the end of the month, will be paid within the end of the following month. If the last day for payment falls on a Saturday, Sunday, public holiday or bank holiday, the payment shall be made on the next working day. COMPANY shall not be required to make partial payment against any invoice in dispute. If Vendor requires payment against any undisputed portion of such invoice then it shall issue a credit note against the full amount of the invoice and submit a separate invoice the undisputed portion only. Transaction is subject to the prevailing Tax Regulations of the Kingdom of Thailand.

Should any conversion of currencies be required, the basis for such conversions shall be the average of the closing buying and selling rates, announced by the Bank of Thailand one working day before the payment date.

b) Vendor shall assume full and exclusive liability for payment of all taxes, duties, levies, charges and fiscal contributions and other charges including but not limited to withholding taxes, commercial tax, personal income taxes, property taxes, capital gain taxes, turn over taxes and/or corporate taxes that are from time to time imposed on Vendor or its subcontractors and sub-vendors and its or their employees, directly or indirectly imposed by or payable to any government with related to the Purchase/Service Order.

11. LIQUIDATED DAMAGES FOR LATE DELIVERY

Except for delay caused by force majeure or COMPANY, for any delays in commencement of works or completion of works or delivery of goods beyond the requirement date (completion date or delivery date) stipulated in this order or agreed by COMPANY, COMPANY will be entitled to recover liquidated damages from the Vendor at the rate specified in this order until actual commencement of works or acceptance of works or Goods. If not specified otherwise, the liquidated damages rate for purchase of goods is at 0.01 percent of the delayed goods value per day or for provision of service is at 0.01 percent of the total order value per day. The liquidated damages is limited to a maximum amount of 10 percent of the total order value.

12. APPLICABILITY

The Purchase/Service Order shall be solely governed by these general conditions of purchase/service and, if declared applicable in the Purchase/Service Order, the further conditions of purchase/service any other terms and conditions as specified in the Purchase/Service Order hereinafter referred in as "specific conditions". In case there is any conflict between the applicable terms and conditions, the order of prevalence shall be as follows:

(1) Specific/Particular conditions
(2) Further conditions of purchase/service
(3) General conditions of purchase/service

13. CONFIDENTIAL

Vendor shall hold in strict confidence all information that it could be cognizant of in relation to the performance of the Purchase/Service Order and shall ensure that similar confidentiality is observed by his personnel or servants, except however information:

- which was already in the public domain at the date of its disclosure ; or
- for which Vendor could evidence by supporting documents bearing an established date:

i) that it was the result of its own developments before the date of its disclosure ; or
ii) that it was acquired from a third party which was entitled to disclose it.

14. PERSONAL DATA PROTECTION

a) Vendor represents and warrants that:
i) Vendor has complied and shall comply with the requirements of Applicable Laws relating to personal data protection, including when, where and to the extent applicable, the Personal Data Protection Act, B.E. 2562 (2019) and its implementing or supplementing regulations, official guideline and interpretation thereof ("Data Protection Laws"), at all time including but not limited to obligations with respect to security measures and confidentiality of personal data, in the performance of the Purchase/Service Order;
ii) prior to any disclosure of personal data to COMPANY, Vendor has obtained all necessary consents, relied on appropriate legal basis and/or authorizations to enable COMPANY to process personal data received from such party lawfully and in accordance with Data Protection Laws for the purposes in relation to the performance of the Purchase/Service Order; and
iii) prior to any disclosure of personal data to COMPANY, Vendor has provided all relevant data subjects with necessary fair information and/or notices in accordance with Data Protection Laws.

b) With respect to personal data collected, used and disclosed by Vendor during the performance of Purchase/Service Order, Vendor shall only collect, use and disclose personal data it receives from COMPANY as necessary to fulfil its obligations under this Purchase/Service Order and for no other purpose, unless permitted by data subjects and consistent with Data Protection Laws.

c) With respect to the collection, use and disclosure and/or cross-border transfer of personal data, the COMPANY inform Vendor about the details of purposes and methods of such collection, use, disclosure, and/or cross-border transfer of personal data, as well as the rights of the data subject, as detailed available at PTTEP's website (https://www.pttep.com/en/Pdpa/Personaldataprotection noticeforexternalparties.aspx).

d) Where Vendor acts as a data processor of COMPANY under Data Protection Laws, Vendor shall comply with the Data Processing Requirements which is attached to this Purchase/ Service Order.

e) Where Vendor acts as a separate data controller, Vendor shall:
i) be separately responsible for complying with the obligations imposed on a data controller under Data Protection Laws;
ii) reasonably assist COMPANY to adequately discharge its responsibility as a data controller under the Data Protection Laws, including but not limited to in relation to any complaints or requests made by data subjects or investigations or inquiries made by any competent authority relating to COMPANY's obligations under the applicable Data Protection Laws;
iii) comply with the lawful cross-border transfer mechanism under Data Protection Laws where there is an export of personal data outside Thailand pursuant to this Purchase/ Service Order;
iv) upon the termination or expiry of the Purchase/Service Order, Vendor shall delete or return all the personal data transferred and received hereunder to COMPANY, except as necessary when strictly required for the purposes of compliance with applicable law; and

v) indemnify COMPANY against any and all fines, losses, or damages suffered or incurred by COMPANY arising from or in connection with Vendor's breach of any of its obligations under the Data Protection Laws.

15. INTELLECTUAL PROPERTY

Vendor shall be solely liable for the consequences of any and all patent, license, copyright or any other intellectual or industrial property right infringements constituted by any of the items he may provide or operations he may perform hereunder.

In the event of an action being brought against COMPANY by any third party on the ground of such infringement in relation to the Purchase/Service Order, Vendor shall hold harmless and indemnify COMPANY for the expenses on the action and the full amount of any award made against COMPANY.

16. BUSINESS ETHICS AND HUMAN RIGHTS

Vendor represents and warrants that Vendor shall carry on his business with honesty, integrity, and fairness in all aspects.

Vendor acknowledges that COMPANY is a participant of the United Nations Global Compact (UNGC), and supports principles contained in Universal Declaration of Human Rights (UDHR) and the International Labour Organization's Declaration on Fundamental Principles and Rights at Work. Vendor shall, therefore, comply with all principles related to human rights, labour, environment, and anti-corruption contained in UNGC, UDHR, and International Labour Organization's Declaration on Fundamental Principles and Rights at Work.

Vendor shall ensure that his personnel and suppliers shall be bound and fully comply with the above obligations. Vendor shall allow COMPANY to audit or investigate the information or documentation related to this article.

17. SUBCONTRACT/ASSIGNMENT

Vendor shall obtain COMPANY's prior written consent to any proposed subcontract or assignment of any or all of Vendor's rights, duties or obligations under the Purchase/Service Order. COMPANY may assign at any time its rights and obligations under this Purchase/Service to any affiliates or to any person.

18. WAIVER

A right created under the Purchase/Service Order or at law may only be waived in writing, signed by the party giving the waiver, and:

(a) a party's failure to enforce, or delay in enforcing, any of its/his rights under the Purchase/Service Order does not constitute a waiver of those rights;
(b) a waiver of a right on one or more occasions does not operate as a waiver of that right on other occasions; and
(c) an exercise of a right does not prevent any further exercise of that right or of any other right.

Notwithstanding 3rd paragraph of Section 381 of Thai Civil and Commercial Code, Vendor agrees that COMPANY is not required to reserve its right to apply liquidated damages under the Purchase/Service Order on acceptance of work, service or Goods from Vendor.

B. FOR PURCHASE ORDER

1. MARKING

Each package shall be numbered and marked as follows:
- Name and address of the COMPANY
- Purchase order number
- Dimensions (metric)
- Gross and net weight per package.

2. PACKAGING

The prices of Purchase Order expressly include all costs associated with containers, packing cases, boxes, tins, wrappings and other packaging material that are suitable for air, sea and land transportation, which Vendor is required to supply (all of which shall be considered as non-returnable to Vendor) and all preparation, packing, boxing, crating, freight, or other special services of any kind. Packaging shall be suitable for the documents required by applicable regulations.

3. INSPECTION AND TESTING

The Vendor organizes at his own risk and expenses the inspection and tests as and when required in the particular conditions of the Purchase Order and undertakes to provide COMPANY inspectors with any and all technical information reasonably necessary to this end. COMPANY may, at its own expense, require the Vendor to organize any additional and/or not contractual inspection of the Goods and the Vendor shall organize and facilitate such inspection at the manufacturer's plant and/or at any mutually agreed place.

4. DELIVERY

The Goods shall be properly packed and secured by Vendor in such a manner as to reach their destination in good condition under normal conditions of transport. The Goods shall be delivered by Vendor at, or dispatched for delivery to, the place(s) and in the manner specified in the Purchase Order, or as may hereafter be subsequently agreed in writing. The Goods shall be delivered with the required certification documents. Delivery of the Goods shall be interpreted in accordance with INCOTERMS 2020.

5. GUARANTEE AND WARRANTY ON GOODS

Vendor guarantees that the Goods will conform to the specifications of the Purchase/Service Order and warrants the Goods free from defects in material and workmanship for a minimum period of eighteen (18) months from the date of delivery or twelve (12) months from the date on which the Goods are placed in use or operation, whichever is the shorter. COMPANY reserves the right to reject any Goods, which are not in accordance with the specifications of the Purchase/Service Order. At COMPANY option, Vendor shall promptly repair or replace, at Vendor's own cost and expense, any Goods found to be defective during the warranty period. Transportation charges to Vendor's facility and return will be paid by Vendor.

6. GOODS

The Goods shall conform with all laws and regulations pertaining thereto, conform with the Purchase Order and the specification pertaining thereto or where no specification exists, be in accordance with the relevant British standard(s), conform with best professional practices, be fit for purpose if such purpose is indicated, otherwise be fit for their ordinary purpose.

C. FOR SERVICE ORDER

1. RESOURCES

i. Personnel
All Vendor's personnel shall be trained, skilled and experienced in their respective trades and professions. COMPANY shall be entitled to require the prompt removal, replacement or retention of any person employed or retained by Vendor at any time during the course of the Service Order. Shifts, hours of work, offshore exercises and work cycles shall be subject to COMPANY Rules and Regulations.
ii. Equipment
Vendor shall carry out on its own initiative and at its own cost all inspection, maintenance and repair of its owned and hired equipment necessary to maintain the same safe, fully certified and operational at all time.

2. WARRANTIES

Vendor warrants that the services shall be executed diligently

in accordance with the Service Order and the specification pertaining thereto or where no specification exists, be in accordance with the best current international standards and practices, and be free from all errors, defects and failures for a period of twenty-four (24) months from their acceptance in accordance with the Service Order. Without prejudice to COMPANY rights at law, upon notification by COMPANY of any such error, defect or failure then Vendor shall immediately rectify, or at COMPANY option, replace or re-perform the services at no cost to COMPANY and warrant any replaced or re-performed services for further periods of twenty-four (24) months from completion of any such rectification, replacement or re-performance to COMPANY's satisfaction.

3. VARIATIONS

COMPANY shall be entitled to order any variations to the services that are within the reasonable capability of Vendor. The term variation shall refer to any alteration in the type of extent of the services being a modification, omission or addition but not merely a closer definition, a minor change in detail or the manner in which the Service Order is to be performed. Unless otherwise agreed any modification to the value or duration of the Service Order resulting from such an order shall be calculated by reference to the value and duration of the Service Order prior to modification. No variation shall have any effect unless authorized in writing by COMPANY prior to performance of such alteration in the services.

- -

Content of Invoices and Billing Procedure

1. Vendor's invoices shall include:
   A. The number and title of the Purchase/Service Order;
   B. Full details of the[Goods provided /services delivered]during the invoice period; and
   C. Vendor's bank account.

2. Vendor shall submit all invoices under the Purchase/Service Order via COMPANY's online invoice billing system as specified by COMPANY (hereinafter referred to as the "System"). It is Vendor's sole responsibility to familiarize himself and to ensure that he can access and use the System.

3. In order to fully comply with the record keeping requirement under Applicable Law, after Vendor has completed the invoice submission in the System, Vendor shall deliver hard copies of the below documents which shall be the exact same version as submitted via the System to COMPANY within 5 business days:

   A. Billing Cover Sheet as generated from the System;
   B. One copy of tax invoice (if any); and
   C. One complete set of invoice documents as follows:

   i. For Purchase Order

   1. Original invoice with Vendor's authorized signature and reference to Purchase Order, including Vendor's bank account details;
   2. Original tax invoice with Vendor's authorized signature;
   3. Original debit note and/or credit note with Vendor's authorized signature including one copy of such debit note / credit note (if any);
   4. One copy of delivery order with signature of COMPANY's personnel as a recipient;
   5. One copy of Purchase Order;
   6. Original receipt with signature of Vendor's personnel as a recipient (if any); and
   7. Other supporting documents as specified in Purchase Order (if any).

   ii. For Service Order

   1. Original invoice with Vendor's authorized signature and reference to Service Order, including Vendor's bank account details;
   2. Original tax invoice with Vendor's authorized signature;
   3. Original debit note and/or credit note with Vendor's authorized signature including one copy of such debit note and/or creditnote (if any);
   4. Original delivery form or guarantee certificate or timesheet with name and signature of Vendor;
   5. One copy of Service Order which specifies scope or work, services, including payment term;
   6. Original receipt with signature of Vendor's personnel as a recipient (if any); and
   7. Other supporting documents as specified in Service Order (if any).

4. Vendor shall deliver the documents listed under Item 3 via either one of the following procedures:

   A. **By Hand**

   Location: Energy Complex Building, 1st Floor, Car Park Building A (Parking 2)
   Date & Time: Tuesday and Thursday during 09.00 AM - 12.00 PM
   (excludes public holidays and COMPANY's holidays)

   B. **Postal Service**

   PTTEP International Limited

   Energy Complex Building A, Floors 19th - 36th,
   555/1 Vibhavadi Rangsit Road,
   Chatuchak, Bangkok 10900, Thailand

   Attention: Accounting Department (Payment Section: Invoice Billing)

5. In case that Vendor is not capable of using the System and would like to submit hard copies of invoice documents only, Vendor shall notify via email to **AccountPayableTeam@pttep.com** for COMPANY's acknowledgement at least 15 business days before the intended invoice submission date. Upon receiving of COMPANY's acknowledgement email, Vendor shall submit complete set of invoice documents as required under Item 3 above (except for Billing Cover Sheet in Item 3 A) to the address as prescribed in Item 4 accordingly.

6. Invoices submitted via the System shall be deemed as properly established invoice received by the COMPANY on the submission date in the System, provided COMPANY has verified that all the submitted information is complete and accurate and all billing procedures stated herein are fully complied with. For invoices submitted only with hard copies under Item 5, they will be deemed as properly established invoices received by the COMPANY only after COMPANY's verification of correctness and completeness of the submitted hard copies.

7. If Vendor has any enquiry or requires further information, please contact (+662) 537-5545 during office hours (09.00 AM - 05.00 PM) or email to **AccountPayableTeam@pttep.com.**

8. The information (name, address, tax registration ID) for invoice billing documents in relation to COMPANY is as follows:

COMPANY	Address	Tax Registration ID
PTTEP International Limited	Energy Complex Building A, 19-36th Fl. 555/1 Vibhavadi-Rangsit Rd., Chatuchak, Bangkok 10900, Thailand	0105533109209 / Head Office

*** The remaining of this page is intentionally left blank ***

Where Vendor is required to Process COMPANY's Personal Data (as defined below) created, collected, or received to perform Vendor's obligations under the Purchase/Service Order, PTTEP International Limited ("**COMPANY**") and Vendor agree that the terms of this Data Processing Requirements shall apply. In the event of any inconsistency between this Data Processing Requirements and other parts of the Purchase/Service Order, the terms and conditions of this Data Processing Requirements shall prevail and govern.

1.1 Capitalized terms used herein but not defined shall have the same meanings ascribed to them in the relevant parts of the Purchase/Service Order.

"**Data Protection Laws**" means all laws, regulations, and other legal requirements, including but not limited to the Personal Data Protection Act, B.E. 2562 (2019) and its sub-regulations, official guideline and interpretation thereof, as applicable to the Processing of Personal Data (as amended updated, and/or replaced from time to time).

"**Process**" means any operation or set of operations which is performed upon Personal Data, whether or not by automatic means, such as the collection, recording, organization, storage, adaptation, alteration, retrieval, consultation, use, disclosure by transmission, dissemination or otherwise making available, cross-border transfer, alignment or combination, blocking, erasure, or destruction of the Personal Data.

In this Data Processing Requirements, the terms "**Personal Data**," "**Data Processor**," "**Data Controller**," "**Data Subject**," and "**Data Protection Officer**" shall have the meaning as defined in the Data Protection Laws.

1.2 COMPANY shall be the Data Controller and Vendor shall be the Data Processor in respect of Personal Data Processed by Vendor at COMPANY's written instructions (either on Vendor's behalf or COMPANY's behalf) as a part of the process of in performing Vendor's obligations under the Purchase/Service Order ("**COMPANY's Personal Data**").

1.3 COMPANY shall be solely entitled to determining the purposes and means for which and the manner in which COMPANY's Personal Data is to be Processed by Vendor in performance of Vendor's obligation under the Purchase/Service Order. Where Vendor Processes COMPANY's Personal Data at COMPANY's written instructions (either on Vendor's behalf or the COMPANY's behalf), Vendor shall, in respect of such Personal Data:

(a) not Process COMPANY's Personal Data for any purpose other than for the performance of obligations under the Purchase/Service Order;

(b) act only on written instructions and directions from COMPANY, and comply promptly with all such instructions and directions received from COMPANY from time to time;

(c) immediately notify COMPANY if any instruction or direction from COMPANY would violate the Data Protection Laws or other applicable laws and without delay, discuss in good faith with COMPANY to resolve the issue; although Vendor shall continue Processing COMPANY's Personal Data in accordance with any such direction or instruction previously given by COMPANY unless COMPANY withdraws or amends the direction or instruction;

(d) not disclose COMPANY's Personal Data to any employee, director, agent, contractor, or affiliate of Vendor, or any third party, except (i) as necessary for the performance of obligations under the Purchase/Service Order on a need-to-know basis provided that Vendor shall procure that the recipients of COMPANY's Personal Data shall comply and be bound with all obligations relating to COMPANY's Personal Data specified herein, (ii) to comply with the applicable law or (iii) with COMPANY's prior written approval;

(e) implement all appropriate technical administrative, and physical measures to safeguard Personal Data whether such Personal Data is in documentation form, electronic form, or in any other forms, as required by applicable laws, including Data Protection Laws, by taking into account the risk level based on nature and purpose of the collection, use, and disclosure of Personal Data, as well as the possibility of occurrence and effect from breach of Personal Data, in order to prevent unauthorized or unlawful loss, access to, use, alteration, correction or disclosure of Personal Data, including any additional measures as required by the Company, periodically upon written request; in any event, Vendor shall, at least, implement the following security measures:

(i) Taking into account security measure processes from an identification of significant risks that may occur to important information assets, the prevention from significant risks, the detection and surveillance of threat and breach of Personal Data, the response to threat and breach of Personal Data, and the recovery from effect of threat and breach of Personal Data, as necessary, appropriate and possible in accordance with the risk level;

(ii) Taking into account the capability to maintain confidentiality, integrity and availability of Personal Data as appropriate in accordance with the risk level, by taking into account technological factor, context, environment, acceptable standard for organizations or businesses in the same or similar type or category, nature and purpose of the collection, use, and disclosure of Personal Data, required resources, and possibility of combined operations;

(iii) With respect to Personal Data in an electronic form, the security measures must cover the components of information system in relation to the collection, use, and disclosure of Personal Data, such as data systems and storages, servers, clients, and other equipment using network system, software and applications, as appropriate in accordance with the risk level, by taking into account the principle of defense in depth which should include multiple layers of security controls for risk mitigation in the case that certain measures have the limitation in safeguarding the security under certain circumstances; and

(iv) With respect to access to, use, alteration, correction, deletion, or disclosure of Personal Data, the security measures must at least include the following appropriate operations in accordance with the risk level, by taking into account the necessity of access and use in accordance with the nature and purpose of the collection, use, and disclosure of Personal Data, safeguarding of security in accordance with the risk level, required resources, and possibility of combined operations:

(1) the access control to Personal Data and important component of information system, including the equipment for storing or Processing Personal Data, which have the appropriate identity proofing and authentication and appropriate

authorization to access and use, by taking into account the need-to-know basis in accordance with the principle of least privilege;

(2) the appropriate user access management, which may include the user registration and de-registration, user access provisioning, management of privileged access rights, management of secret authentication information of users, review of user access rights, and removal or adjustment of access rights;

(3) the determination of user responsibilities to prevent unauthorized or unlawful access to, use, alteration, correction, deletion, or disclosure of Personal Data, which include the case of actions performed beyond the scope of delegated duties unauthorized or unlawful replication of Personal Data and theft of equipment for storing or Processing Personal Data;

(4) the management for audit trails of the access to, alteration, correction, or deletion of Personal Data as appropriate with the procedure and mean for the collection, use, or disclosure of Personal Data; and

(5) the safeguarding of security measures and maintenance of confidentiality of Personal Data that is transferred or received;

(v) The promotion of awareness on the importance of Personal Data protection and the safeguarding of security, the appropriate notification of policies, guidelines and measures of Personal Data protection and safeguarding of security of the data controller to personnel, employees, staff or other persons being users or related to the access to, collection, use, alteration, correction, deletion or disclosure of Personal Data for the purpose of acknowledgement and compliance, including the case that the policies, guidelines and measures are updated by taking into account the nature and purpose of the collection, use, and disclosure of Personal Data, risk level, required resources, and possibility of combined operations; and

(f) notify COMPANY immediately of any request made by a Data Subject under Data Protection Laws in relation to or in connection with COMPANY's Personal Data, and if required by COMPANY, permit COMPANY to handle any such request and at all times cooperate with and assist COMPANY to ensure COMPANY's compliance with its obligations under the Data Protection Laws in relation to these request, including in relation to the Data Subjects' exercise of their rights thereunder, and if COMPANY elects not to handle any Data Subject request, Vendor shall handle such request. In all cases, Vendor shall provide a copy to COMPANY of all COMPANY's Personal Data which it discloses to the Data Subject.

1.4 Vendor shall notify COMPANY in writing immediately and in any event within *48 hours* of becoming aware of any actual or suspected accidental, unlawful, or unauthorized destruction, loss, alteration, access to, disclosure of or Processing of COMPANY's Personal Data or breach of the applicable security policy ("**Incident**"). Such a notice shall include reasonable details of the Incident including, without limitation: (i) a brief description in relation to the characteristics and categories of the personal data breach, the characteristic and number of DATA SUBJECTS, or characteristics and number of records of PERSONAL DATA related to Incident; (ii) name and contact details of the Data Protection Officer (DPO), or a person whom the DATA CONTROLLER assigned to coordinate the notification and provide further information; (iii) the likely impacts of the Incident; and (iv) the measures taken or proposed to be taken to address the Incident, including measures to mitigate possible adverse effects in respect of personnel, procedures, or technology. Vendor shall cooperate fully with any investigation regarding the Incident and take all necessary measures to limit further unauthorized access to, disclosure of or unauthorized Processing of COMPANY's Personal Data in connection with the Incident.

1.5 Vendor shall cooperate and provide COMPANY with such reasonable assistance as COMPANY requires in relation to any complaints made by Data Subjects, or any investigations or inquiries made by any competent authority relating to COMPANY's or Vendor's obligations under the Data Protection Laws.

1.6 In relation to Personal Data Processed by Vendor under the Purchase/Service Order and this Data Processing Requirements, Vendor shall cooperate with COMPANY to the extent reasonably necessary to enable COMPANY to adequately discharge its responsibility as a Data Controller under the Data Protection Laws.

1.7 If Vendor collects Personal Data on behalf of COMPANY, Vendor shall provide the information to the Data Subjects, obtain any consent required by COMPANY in relation to COMPANY's data Processing and ensure that all the obligations specified under the Data Protection Laws are complied with.

1.8 Vendor shall at all times comply with Data Protection Laws in connection with performance of its obligations under the Purchase/ Service Order and this Data Processing Requirements.

1.9 Vendor shall provide such cooperation as COMPANY reasonably considers to be necessary to enable COMPANY and/or COMPANY's representative which is an external service provider of COMPANY to audit and verify Vendor's compliance with this Data Processing Requirements from time to time. Cooperation may include assisting COMPANY in carrying out risk assessments of Vendor's data Processing operations, in particular providing information about and permitting COMPANY to inspect those operations.

1.10 Vendor shall not export COMPANY's Personal Data Processed by Vendor pursuant to this Data Processing Requirements outside Thailand without the prior written permission of COMPANY. When that permission is given, it will be conditional upon any export being done in compliance with the lawful cross-border transfer mechanism under the applicable laws including the Data Protection Laws. Vendor agrees to enter into any necessary agreement to comply with the law, which applies on cross-border data transfers.

1.11 Upon the termination or expiry of the Purchase/Service Order, Vendor shall delete or destroy all COMANY's Personal Data or return it to COMPANY, and Vendor shall delete and destroy existing copies of all such COMPANY's Personal Data, solely except when it must be retained for legal compliance purposes.

1.12 In no event may Vendor subcontract the Processing of any of COMPANY's Personal Data without the prior written approval of COMPANY. Any approval will only be given for a specific subcontractor, and will be conditional upon Vendor having executed a written contract with the third party subcontractor which contains terms for the protection of COMPANY's Personal Data which are no less protective than the terms set out in this Data Processing Requirements. For the avoidance of doubt, if Vendor engages a sub-processor (i.e. subcontractor), Vendor shall remain liable to COMPANY for the performance of the sub-processor's obligations under the Data Protection Laws or any acts or omissions of the sub-processor.

1.13 Vendor shall ensure that any of Vendor's personnel who have access to COMPANY's Personal Data are bound by the confidentiality obligations for the Processing of COMPANY's Personal Data.

1.14 Vendor shall maintain a written record of all processing activities carried out as part of performance of obligations under the Purchase/ Service Order at COMPANY's written instruction (wither on Vendor's behalf or on COMPANY's behalf). This record shall be prepared and maintained pursuant to Data Protection Laws, and contain, at a minimum:

(a) the name and information of Vendor and the representative of Vendor (if any);

(b) the name and information of COMPANY and the representative of COMPANY (if any);

(c) the name and information, including contact venue and contact channel, of the data protection officer of Vendor (if any);

(d) the categories or natures of the collection, use or disclosure of Personal Data that Vendor Processes upon COMPANY's written instructions or COMPANY's behalf, including the Personal Data, the purposes of such collection, use or disclosure;

(e) the categories of person or entity that receives Personal Data in the case where Personal Data is sent or transferred overseas; and

(f) the descriptions on security measures implemented by Vendor according to Data Protection Laws.

Vendor shall provide this written record to COMPANY promptly upon request, and agrees that this record may be submitted by COMPANY to any third party data controller (as applicable) and to the relevant competent authorities.

1.15 In the event that COMPANY requests in writing to Vendor, Vendor shall provide all information necessary for COMPANY to perform all of COMPANY's obligations specified under this Data Processing Requirements and the Data Protection Laws.

1.16 Vendor shall indemnify COMPANY against all fines, losses, or damages incurred by COMPANY as a result of Vendor's breach of this Data Processing Requirements, notwithstanding any limitation of liability under the Purchase/Service Order.

1.17 The Parties acknowledge and agree that COMPANY may need to review and amend this Data Processing Requirements if changes are required for Vendor to continue to Process the Personal Data in compliance with the Data Protection Laws and to address the legal interpretation of the applicable laws including the Data Protection Laws. Therefore, the Parties shall discuss and agree in good faith any amendments required to this Data Processing Requirements.

เอกสารแนบที่ 4

สำเนาหนังสือนำส่งรายงาน
ผลการปฏิบัติตามมาตรการฯ
ระหว่างเดือนมกราคม-ธันวาคม 2567

กรมเชื้อเพลิงธรรมชาติ
ได้รับเอกสารเรียบร้อยแล้ว
วันที่ 28 ม.ค. 2568
ผู้รับ.....[redacted].....

PTTEP

บริษัท ปตท.สผ. อินเตอร์เนชั่นแนล จำกัด
PTTEP International Limited
A Company of PTTEP Group

ศูนย์เอนเนอร์ยี่คอมพลิกซ์ อาคาร A ชั้น 19-36
555/1 ถนนวิภาวดีรังสิต แขวงจตุจักร เขตจตุจักร
กรุงเทพฯ 10900

Energy Complex Building A, Floors 19-36
555/1 Vibhavadi Rangsit Road, Chatuchak
Bangkok 10900, THAILAND

Tel : +66(0) 2537 4000
Fax : +66(0) 2537 4444
www.pttep.com

ที่ ปตท.สผ.อ. 13250/00-1249/2025

21 มกราคม 2568

เรื่อง ขอส่งรายงานผลการปฏิบัติตามมาตรการการป้องกันและแก้ไขผลกระทบและมาตรการติดตามตรวจสอบคุณภาพสิ่งแวดล้อมระยะผลิตปิโตรเลียม ระหว่างเดือนมกราคมถึงเดือนธันวาคม ประจำปี 2567 แปลง PTTEP1 L53/43 และ L54/43 โครงการสุพรรณบุรี

เรียน อธิบดีกรมเชื้อเพลิงธรรมชาติ

สิ่งที่แนบมาด้วย 1. รายงานผลการปฏิบัติตามมาตรการป้องกันและแก้ไขผลกระทบสิ่งแวดล้อม และมาตรการติดตามตรวจสอบผลกระทบสิ่งแวดล้อม จำนวน 3 เล่มรายงาน และ CD-ROM จำนวน 3 แผ่น

- โครงการเจาะสำรวจและผลิตปิโตรเลียม แปลงสำรวจบนบกหมายเลข L53/43 และ L54/43 จังหวัดสุพรรณบุรี ระยะผลิต
- โครงการผลิตปิโตรเลียมแหล่งหนองผักชี แหล่งหัวไม้ซุง แหล่งบ้านดอนสนวน และแหล่งบ้านดอนตะไล แปลง L53/43 และ L54/43 จังหวัดสุพรรณบุรี ระยะผลิต
- โครงการผลิตปิโตรเลียม แหล่งหนองผักชี และหัวไม้ซุง แปลง L54/43 จังหวัดสุพรรณบุรี ระยะผลิต
- โครงการผลิตปิโตรเลียมแหล่งหนองผักชี และแหล่งหนองผักชีส่วนขยาย แปลง L54/43 จังหวัดสุพรรณบุรี ระยะผลิต
- โครงการผลิตปิโตรเลียมแหล่งอู่ทองและแหล่งสังฆจายแปลง PTTEP1 จังหวัดสุพรรณบุรี ระยะผลิต

2. รายงานผลการปฏิบัติตามมาตรการป้องกันและแก้ไขผลกระทบสิ่งแวดล้อม และมาตรการติดตามตรวจสอบผลกระทบสิ่งแวดล้อม โครงการผลิตปิโตรเลียม แหล่งกำแพงแสน แปลง PTTEP1 จังหวัดนครปฐม ระยะผลิต จำนวน 3 เล่มรายงาน และ CD-ROM จำนวน 3 แผ่น

กองความปลอดภัยและสิ่งแวดล้อม
เชื้อเพลิ[redacted]รับเอกสารแล้ว
ผู้รับ.....[redacted].....
วันที่ 28 ม.ค. 2568
เวลา.....

-2- / ตามที่ บริษัท...

ตามที่ บริษัท ปตท.สผ. อินเตอร์เนชั่นแนล จำกัด ผู้รับสัมปทานและดำเนินการตามสัมปทานปิโตรเลียมเลขที่ 2/2528/27 เมื่อวันที่ 5 กุมภาพันธ์ 2528 และสัมปทานปิโตรเลียมเลขที่ 2/2547/68 เมื่อวันที่ 22 มกราคม 2547 ครอบคลุมพื้นที่แปลง PTTEP1 L53/43 และ L54/43 ได้เสนอรายงานการวิเคราะห์ผลกระทบสิ่งแวดล้อม ให้สำนักงานนโยบายและแผนทรัพยากรธรรมชาติ และสิ่งแวดล้อม และคณะกรรมการผู้ชำนาญการด้านพัฒนาปิโตรเลียมพิจารณารายงานฯ ตามลำดับขั้นตอนการพิจารณารายงาน โดยคณะกรรมการผู้ชำนาญการฯ มีมติให้ความเห็นชอบรายงานการวิเคราะห์ผลกระทบสิ่งแวดล้อม และให้ปฏิบัติตามมาตรการป้องกันและแก้ไขผลกระทบสิ่งแวดล้อม และมาตรการติดตามตรวจสอบผลกระทบสิ่งแวดล้อมในระยะผลิตปิโตรเลียมอย่างเคร่งครัด

ในปี 2567 บริษัทฯ ได้มอบหมายให้ บริษัท เอสจีเอส (ประเทศไทย) จำกัด เป็นผู้ดำเนินการและเป็นผู้จัดเตรียมรายงานผลฯ ดังกล่าว บัดนี้ บริษัท เอสจีเอส (ประเทศไทย) จำกัด ได้จัดเตรียมรายงานเสร็จเรียบร้อยแล้ว บริษัทฯ จึงขอนำส่งรายงานดังกล่าวมาพร้อมกับหนังสือฉบับนี้เพื่อใช้อ้างอิงต่อไป

จึงเรียนมาเพื่อโปรดทราบ

ขอแสดงความนับถือ

[redacted]

(นายอนันต์ อมรประภาวัฒน์)
ผู้ช่วยกรรมการผู้จัดการใหญ่ โครงการผลิตบนฝั่ง (ประเทศไทย)

[redacted]

โครงการสุพรรณบุรี (PSP/S-SSHE)
ผู้ประสานงาน นางสาวสุทธิลักษณ์ ไพศูนย์
โทรศัพท์ 0-2537-4000 ต่อ 810-5015
สำเนาเรียน PSP/S, CEN/O

ด่วนมาก

ที่ พน 0308/755

กรมเชื้อเพลิงธรรมชาติ
ศูนย์เอนเนอร์ยี่คอมเพล็กซ์ อาคารบี ชั้น 21
ถนนวิภาวดีรังสิต กรุงเทพฯ 10900

14 มีนาคม 2568

เรื่อง รายงานผลการปฏิบัติตามมาตรการที่กำหนดไว้ในรายงานการประเมินผลกระทบสิ่งแวดล้อม ตามมาตรา 51/5 วรรคสอง แห่งพระราชบัญญัติส่งเสริมและรักษาคุณภาพสิ่งแวดล้อม (ฉบับที่ 2) พ.ศ. 2561

เรียน ผู้อำนวยการสำนักงานทรัพยากรธรรมชาติและสิ่งแวดล้อมจังหวัดนครปฐม

อ้างถึง พระราชบัญญัติส่งเสริมและรักษาคุณภาพสิ่งแวดล้อม (ฉบับที่ 2) พ.ศ. 2561

สิ่งที่ส่งมาด้วย รายงานผลการปฏิบัติตามมาตรการที่กำหนดไว้ในรายงานการประเมินผลกระทบสิ่งแวดล้อม ระหว่างเดือนมกราคม – ธันวาคม 2567 จำนวน 5 โครงการ

ตามพระราชบัญญัติฯ ที่อ้างถึง มาตรา 51/5 วรรคสอง ให้เจ้าหน้าที่ซึ่งมีอำนาจอนุญาตรวบรวมรายงานผลการปฏิบัติตามมาตรการที่กำหนดไว้ในรายงานการประเมินผลกระทบสิ่งแวดล้อม ส่งให้สำนักงานทรัพยากรธรรมชาติและสิ่งแวดล้อมจังหวัดในเขตท้องที่นั้น หรือสำนักงานนโยบายและแผนทรัพยากรธรรมชาติและสิ่งแวดล้อมสำหรับในเขตกรุงเทพมหานคร ภายในหกสิบวันนับแต่วันได้รับรายงาน นั้น

กรมเชื้อเพลิงธรรมชาติในฐานะเจ้าหน้าที่ซึ่งมีอำนาจอนุญาตดังกล่าว ขอส่งรายงานผลการปฏิบัติตามมาตรการที่กำหนดไว้ในรายงานการประเมินผลกระทบสิ่งแวดล้อม ของ แพน โอเรียนท์ เอ็นเนอยี่ (สยาม) ลิมิเต็ด จำนวน 4 โครงการ และบริษัท ปตท.สผ. อินเตอร์เนชั่นแนล จำกัด จำนวน 1 โครงการ ดังสิ่งที่ส่งมาด้วย

จึงเรียนมาเพื่อโปรดทราบ

ขอแสดงความนับถือ

[redacted]

(นายวรากร พรหโมบล)
อธิบดีกรมเชื้อเพลิงธรรมชาติ

[redacted]

11/4/68

กองความปลอดภัยและสิ่งแวดล้อมเชื้อเพลิงธรรมชาติ
โทร. 0 2794 3403
ไปรษณีย์อิเล็กทรอนิกส์ pataranai@dmf.go.th

รายงานผลการปฏิบัติตามมาตรการที่กำหนดไว้ในรายงานการประเมินผลกระทบสิ่งแวดล้อม ระหว่างเดือนมกราคม – ธันวาคม 2567 ส่งผู้อำนวยการสำนักงานทรัพยากรธรรมชาติและสิ่งแวดล้อมจังหวัดนครปฐม จำนวน 5 โครงการ (พร้อมซีดีรอม) จำนวน 2 ชุด ดังนี้

1. **แพน โอเรียนท์ เอ็นเนอยี่ (สยาม) ลิมิเต็ด** จำนวน 4 โครงการ
   1.1 โครงการพัฒนาปิโตรเลียมบนบก พื้นที่ฐานผลิต L53-A แปลงสำรวจบนบกหมายเลข L53/48 อำเภอกำแพงแสน จังหวัดนครปฐม
   1.2 โครงการผลิตปิโตรเลียมบนบก ฐานหลุมผลิต L53-G แปลงสำรวจบนบกหมายเลข L53/48 อำเภอกำแพงแสน จังหวัดนครปฐม
   1.3 โครงการผลิตปิโตรเลียมบนบก ระยะที่ 2 แปลงสำรวจบนบกหมายเลข L53/48 อำเภอกำแพงแสน จังหวัดนครปฐม และอำเภอสองพี่น้อง จังหวัดสุพรรณบุรี
   1.4 โครงการผลิตปิโตรเลียมบนบก ระยะที่ 2 (ส่วนขยาย) แปลงสำรวจบนบกหมายเลข L53/48 อำเภอกำแพงแสน จังหวัดนครปฐม และอำเภอสองพี่น้อง จังหวัดสุพรรณบุรี
2. **บริษัท ปตท.สผ. อินเตอร์เนชั่นแนล จำกัด** จำนวน 1 โครงการ
   2.1 โครงการผลิตปิโตรเลียมแหล่งกำแพงแสน แปลงสำรวจบนบกหมายเลข PTTEP1 จังหวัดนครปฐม

เอกสารแนบที่ 5

Audit and Review Standard

PTTEP

PTT Exploration and Production Public Company Limited

Audit and Review Standard

Document Number: 11038-STD-SSHE-701-R06

July 2023

Approval Register	
Document Subject	Audit and Review Standard
Document Number	11038-STD-SSHE-701-R06
Document Owner	Safety, Security, Health and Environment Division (CSH)
Prepared by	Wannoptida Tiengtrong (Engineer, Planning and Assurance)
Effective Date	July 2023

Review			
	Name	**Signature**	**Date**
Document Custodian	Kittpipat Phewpanchon VP, Process Safety and Assurance Department	[redacted]	30-Jun-2023
Document Reviewer	Chagun Klunngien Manager, Planning and Assurance Section		30-Jun-2023
	Porntep Kongkapetchawan VP, Safety Management Department		30-Jun-2023
	Khomsan Lertwiriyaprapa VP, Environment Management Department		30-Jun-2023

Approval			
	Name	**Signature**	**Date**
Document Owner	Ponlasak Apiwattanalunggarn SVP, Safety, Security, Health and Environment Division	[redacted]	30-Jun-2023
Document Approval	Montri Rawanchaikul Chief Executive Officer		05.07.23

This document shall be reviewed every 5 years from the date of approval or revised earlier if necessary.

Revision History			
Rev.	**Description of Revision**	**Authorized by**	**Effective Date**
0	New	CEO	September 2000
1	This "SSHE Audit and Review Standard (SSHE MS.S.15) replaces the HSE Policies and Procedures Manual Part B 6 "HSE Reviews and SSHE Audits (SP.PHS.006/00-R0)". Changes from the last version are: • Detailed the process of audit and review activities. • Specified the structure of audit report. • Defined rating system for evaluating the degree of conformances against 7 SSHE MS elements resulted from top management visit.	CEO	June 2009
2	• Position titles changed according to the company organizational as of February 2011. • Roles and responsibilities of Asset SSHE Advisor and corporate SSHE Engineer included. • Audit process and the detailed requirements to cover all essential elements according to ISO19011 for example manage the audit program, evaluate the auditor performance, etc. • Description of SSHE Council Meeting and Top management committee meeting is inclusive as one of top management review activities.	CEO	March 2011
3	• Expand the Standard in line with the requirements as written in the SSHE MS. • Restructured Text and headings. • Removed report writing template. • Modified the Findings assessment and evaluation criteria.	CEO	December 2011

Revision History			
Rev.	**Description of Revision**	**Authorized by**	**Effective Date**
4	• Updated referenced documents - added SSHE MS documents and deleted non-applicable international references. • Modified Appendix A: Audit Types, Frequency, Leader, and SSHE MS reviews every 5 years instead of 3 yearly. Audits conducted entirely by other departments removed e.g. aviation audits. • Modified evaluation criteria for SSHE MS audits based on 7 elements of SSHE MS and control acceptability. • Modified the Audit Terms of Reference template example to be SSHE MS audit (other templates are available from TPA). • Updated names as per organization change and SSHE Operating Model. • Minor text upgrades.	CEO	September 2016
5	• Added more specific terminology and definitions related to the audit process in accordance with ISO19011:2018. • Amended the position title, role and responsibilities • Revised the requirement structure and processes of audit and review to align with ISO19011:2018 and described on how to manage and implement a SSHE audit program. • Revised the qualification of audit team leader and audit team. • Added timeframe of actions taken. • Added the Appendix C: Decision Matrix Guide for Combined Audit Program. • Revised the audit finding classification for evaluating the audit finding severity. • Discarded the evaluation of control acceptability criteria. • Discarded the Appendix D: Verbs to Use for Recommendations.	CEO	October 2018

Revision History			
Rev.	**Description of Revision**	**Authorized by**	**Effective Date**
	• Modified the Audit Terms of Reference template and Appendix B: Minimum Frequency Requirement for SSHE Audit and Review. • Added the Management review requirements. • Added the appendix F for example of audit finding report.		
6	• Superseded the Nonconformity, Corrective and Preventive Action Procedure (10018-PDR-SSHE-701/03-R02). • Revised the finding severity classification criteria, the selection audit team members process and auditor qualifications, list of SSHE audits and frequency, roles & responsibilities. • Added the new SSHE Compliance Assurance Model, SSHE MS Verification, and Nonconformity identification and reporting channel. • Discarded the Appendix A: SSHE Audit Program template, Appendix C: Decision matrix guide for determining the combined audit program • Added Appendix E: Example of SSHE MSV toolkit & scoring book	CEO	July 2023

TABLE OF CONTENTS

INTRODUCTION 1
1.0 PURPOSE 1
2.0 SCOPE 1
3.0 DEFINITIONS AND ACRONYMS 1
3.1 TERMS AND DEFINITIONS 1
3.2 ACRONYMS 1
REQUIREMENTS 2
4.0 MANAGING AN AUDIT PROGRAM 2
4.1 SSHE COMPLIANCE ASSURANCE MODEL 2
4.2 ESTABLISHING AUDIT PROGRAM 4
4.3 IMPLEMENTING AUDIT PROGRAM 4
4.4 MONITORING AUDIT PROGRAM 7
4.5 REVIEWING AND IMPROVING AUDIT PROGRAM 7
5.0 CONDUCTING AN AUDIT 8
5.1 INITIATING AUDIT 8
5.2 PREPARING AUDIT ACTIVITIES 9
5.3 CONDUCTING AUDIT ACTIVITIES 10
5.4 PREPARING AND DISTRIBUTING AUDIT REPORT 16
5.5 COMPLETING AUDIT 16
5.6 CONDUCTING AUDIT FOLLOW-UP 16
6.0 REVIEW 17
6.1 SSHE MS VERIFICATION 17
6.2 MANAGEMENT REVIEW 18
7.0 NONCONFORMITY, CORRECTIVE AND PREVENTIVE ACTION 18
7.1 NONCONFORMITY IDENTIFICATION 18
7.2 CORRECTIVE AND PREVENTIVE ACTION FOLLOW-UP 20
ROLES AND RESPONSIBILITIES 21
REFERENCES 25
APPENDICES 26
APPENDIX A: MINIMUM REQUIREMENTS FOR ESSENTIAL SSHE AUDITS 26

Table of Contents (continue)

APPENDIX B: EXAMPLES FOR AUDITOR EVALUATION CRITERIA..... 29

APPENDIX C: EXAMPLE SSHE MS TERMS OF REFERENCE (EDITED AS APPROPRIATE)... 31

APPENDIX D: EXAMPLE INTERNAL AUDIT CHECKLIST AND FINDING RECORD (EDITED AS APPROPRIATE)..... 33

APPENDIX E: EXAMPLE OF SSHE MSV TOOLKIT & SCORING BOOK..... 34

APPENDIX F: EXAMPLE AUDIT FINDING REPORT 35

INTRODUCTION

1.0 PURPOSE

This standard describes the requirements for audit and review plans, the planning, execution and closeout of audits and continuous improvement of the Safety, Security, Health and Environment (SSHE) auditing process.

It applies to all independent SSHE audits and internal SSHE audits, which form part of a Corporate, Division and standard SSHE plan. The audits and reviews carried out within the PTTEP SSHE Corporate, Division and Standard plans are provided by approved assurance providers. All audits listed in PTTEP SSHE Corporate, Division and Standard plans shall be conducted following this standard.

It is recommended that this standard may also be used as a guideline for those audits and inspections undertaken outside the SSHE plans.

Audit and Review is the 7th element of the SSHE Management System (SSHE MS) and the standard sets out to have a uniform way of managing SSHE auditing in PTTEP to determine:

1. Whether or not SSHE MS elements and activities conform to planned arrangements and are implemented effectively
2. The effective functioning of the SSHE MS in fulfilling the Asset's SSHE Policy, objectives and performance criteria
3. Compliance with relevant legislative requirements
4. Identification of improvement areas leading to progressively better SSHE management

The SSHE MS and its performance shall be reviewed at planned intervals to ensure its suitability and effectiveness.

2.0 SCOPE

This document applies to all PTTEP operating assets, projects, and subsidiaries where it has control as the operator.

3.0 DEFINITIONS AND ACRONYMS

3.1 TERMS AND DEFINITIONS

All terms and definitions in this document can be reached at SSHE Intranet > SSHE MS > SSHE Terms and Definitions.

3.2 ACRONYMS

All acronyms in this document are available at SSHE Intranet > SSHE MS > SSHE Acronym.

REQUIREMENTS

4.0 MANAGING AN AUDIT PROGRAM

The hierarchy of the SSHE documents complies with Document Management Standard (12086-STD-001).

4.1 SSHE COMPLIANCE ASSURANCE MODEL

The compliance assurance model is a part of PTTEP SSHE Management System implementation. PTTEP adopted the three lines of control model for applying to the SSHE assurance concept. This model provides a helpful way to understand how SSHE management and assurance functions operate and interact. The model shows the boundaries between roles and responsibilities in managing and assuring SSHE risks.

The first line of control:

The 1st line contains operational functions that directly own and manage services and their associated risks. The organization's first line of control comprises teams in operational or service delivery and support functions. Typically these are operational staff who manage services and risks as part of their day-to-day work.

Compliance with relevant SSHE requirements and regulations should be inherent in operational processes and procedures. This line is called "Doing & Controlling".

The second line of control:

The 2nd line comes from the oversight of management activity, separate from those responsible for delivery but not independent of the organization's management chain. The second line of assurance comes from an individual who is not doing the work they are checking. This line is called "Checking".

The third line of control:

The 3rd line contains functions that provide independent and objective assurance regarding the integrity and effectiveness of risk management and related controls in the organization. It typically comes from independent auditors who can be internal or external. We have called this line "Verifying".

The main roles of the 3rd line are to ensure that the first two lines are operating effectively, advise how they could be improved, and report to the management.

SSHE Internal audit is the key function in the third line of control. Internal audit provides risk-based evaluation of the effectiveness of SSHE risk management, governance, and internal control in the organization.

The third line of control also interfaces with other external providers of independent and objective assurance, including external audit, and regulators.

The table below describes the three lines of control model in more detail.

Table 1: Summary of Three Lines of Control

Line of Control	Involves	Example
1st Line (Doing & Controlling)	Operational functions that directly own and manage services and their associated risks. (e.g., Site personnel -- Team Leader, Supervisor, Superintendent, Field Manager, Site SSHE, etc.)	Implementation of processes to meet the SSHE MS requirements, such as a business compliance self-assessment process, site inspection, PTW audit, MOC audit, hygiene inspection, evaluation of compliance, etc.
2nd Line (Checking)	Oversight of management activity, separate from those responsible for delivery but not independent of the organization's management chain. (e.g., Division/Department SSHE, International Asset SSHE, etc.)	Oversight activities, such as ISO internal audit, Contractor audit, Internal EIA compliance, Legal compliance audit, Contract holder verification, etc.
3rd Line (Verifying)	Functions that provide independent and objective assurance regarding the integrity and effectiveness of risk management and related controls in the organization. (Corporate SSHE or assigned person)	SSHE MS verification, Internal OEMS assessment, Operational Technical Review, etc.

The picture below shows the linkage between each line of control that could work in the organization.

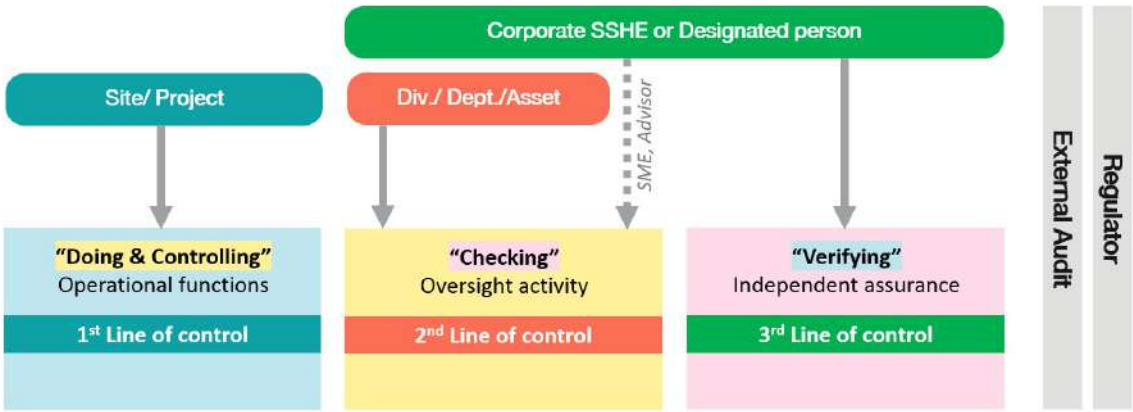

Figure 1: PTTEP SSHE Compliance Assurance Model

4.2 ESTABLISHING AUDIT PROGRAM

PTTEP Corporate SSHE, Divisions/Departments, and Assets shall establish the Annual SSHE Audit Programs for audits and SSHE MS reviews. The Annual SSHE Audit Programs can be embedded in the Divisions/Departments and Assets annual SSHE plan.

The 12-month look-ahead schedule of the audits and reviews shall be communicated to all concerned parties as appropriate. The criteria for selecting an asset/project or location to conduct the audit should be taken into account, but not limited to:

- SSHE performance records or concerns with SSHE culture
- Crucial or high-risk activities are taking place
- Company focused strategy or other specific requirements
- New asset or project
- The time since their previous SSHE audit

The Planning and Assurance Section shall maintain a 5-Year rolling audit program of the 3rd Line for the SSHE audits that can be planned in advance. The 5-Year rolling plan shall be communicated to the relevant parties, but the audit programs are subject to change at reasonable discretion.

Minimum frequency requirements for audits, reviews and SSHE MS reviews are shown in Appendix A, for the audit/review types and frequencies. The frequency may change when there have been significant changes in the organization, in relevant criteria, in configuration, nature and level of activity and/or performance.

4.3 IMPLEMENTING AUDIT PROGRAM

To achieve the established audit program, the operational planning, and the coordination of all activities within the program shall be implemented as planned.

The assigned audit team leader of each audit shall manage and implement his/her responsible audit program as follows:

- Communicate the relevant parts of the audit program to auditee and concerned parties
- Define objectives, scope and criteria for each individual audit
- Select audit methods
- Coordinate and schedule audits
- Ensure the audit teams have the necessary competence
- Provide necessary resources to the audit team
- Ensure the conduct of audit in accordance with the audit program, managing all operational risks, opportunities and unexpected events, as they arise during the deployment of the program

- Ensure relevant documented information regarding the audit activities is properly managed and maintained, e.g. audit TOR, audit report, etc.

4.3.1 Selecting and Determining Audit Methods

The audit can be performed on-site, remotely or as a combination. Conducting multiple audits in a single visit can minimize time and travel costs. The assigned audit team leader shall select and determine the methods for effectively and efficiently conducting an SSHE audit and review.

4.3.1.1 Joint Audit

Where two or more auditing organizations conduct a joint audit of the same auditee, the assigned audit team leaders managing the different audit programs shall agree on the audit methods and consider implications for resourcing and planning the audit.

4.3.1.2 Combined Audit

Conducting a “combined audit” when an auditee is audited against the requirements of two or more management systems Standards, using a combined audit method depends on the audit objectives, scope and criteria.

Example: SSHE MS internal audit can be combined with the ISO14001 & ISO45001 internal audit and Legal compliance audit to audit the same auditee in a single visit because the audit objectives and scope are the same perspectives.

4.3.2 Selecting Audit Team Members

The success of an audit is fully dependent on the composition of the audit team. Audit team members have to be master in their line of competency in order to identify gaps and provide good recommendations to close the gaps.

There is a hierarchy of SSHE internal auditor grades consisting of four (4) levels. The levels are determined by the auditor’s experience and responsibilities after completing the required SSHE internal auditor training course or equivalent. The SSHE internal auditor grades comprise:

Level 1 – Provisional Auditor: Individuals who have successfully completed the required training but is in the process of gaining the practical experience necessary for being the auditor.

Level 2 – Auditor: Individuals who have completed the required training and have demonstrated auditing competence through relevant practical experience.

Level 3 – Lead Auditor: Experienced auditors who have demonstrated their ability to lead and manage an audit team.

Level 4 – Principal Auditor: Expert auditors with extensive experience who are qualified to serve as Lead Auditors and act as verifiers for promoting new Lead Auditors.

The auditors should be independent of the audited entity or operations being audited. To achieve the SSHE audit objectives, the necessary competence of the auditor for the 2nd Line and the 3rd Line shall be considered:

Lead Auditor

a) Pass the training on PTTEP SSHE Internal Auditor to ensure understanding of the Audit and Review Standard requirements or equivalent.

b) Have at least five (5) years' work experience in oil and gas production and operations or other related fields.

c) Possess technical knowledge of oil and gas production, operations, or other related fields relevant to the audit scheme.

d) Qualified by SSHE Audit Productivity Improvement Team.

e) Demonstrate personal attributes, e.g. ethical, open-minded, diplomatic, observant, etc.

f) Have auditing skills or pass training related to the audit scheme and requirements, e.g. ISO 14001, ISO 45001, etc.

g) Obtain technical or operational SSHE management experience.

h) Participate in at least four (4) SSHE audits and lead one (1) audit under the supervision of a qualified Principal Auditor or have proven audit records from previous work.

Auditor

a) Pass the training on PTTEP SSHE Internal Auditor to ensure understanding of the Audit and Review Standard requirements or equivalent.

b) Have at least three (3) years' work experience relevant to the audit scheme.

c) Possess technical knowledge of oil and gas production, operations, or other related fields relevant to the audit scheme.

d) Be appointed by Lead Auditor, Technical Authority (TA2), or line management.

e) Demonstrate personal attributes, e.g. ethical, open-minded, diplomatic, observant, etc.

f) Have auditing skills or pass training related to the audit scheme and requirements, e.g. ISO 14001, ISO 45001, etc.

g) Participate in at least two (2) audits as a Provisional Auditor or have proven audit records from the previous work.

Note:

- In case that the auditor qualification requirements above are not met, the endorsement from the SSHE Audit Productivity Improvement Team, is required.
- Some SSHE audits that need to be audited or reviewed by the person who has specific knowledge or expertise on that audit, e.g. OTR, PTR, etc., the specific qualifications of auditors can be considered depending on the relevant requirements, but it shall not less than the minimum requirements in this Standard.
- Planning and Assurance Section is responsible for maintaining the inventory list of approved auditors for each Corporate's SSHE audit program.

The SSHE Audit Productivity Improvement Team is the taskforce appointed by CSH. This team is responsible for promoting the organization's SSHE audit productivity improvement activities. Audit Team Leaders for the 2nd Line and 3rd Line audits will be qualified and evaluated for their competence by the SSHE Audit Productivity Improvement Team before assigning them to initiate an audit. The examples for auditor evaluation criteria are shown in Appendix B.

4.3.3 Lead Auditor Retention Requirements

To maintain the Lead Auditor status, active participation in SSHE audit activities and ongoing competency development are required.

If a Lead Auditor does not participate in any SSHE audits for a period exceeding four (4) years, their certification status shall be downgraded to Auditor level.

To retain Lead Auditor status, the individual must fulfil both of the following requirements within a four-year period:

a) Participate in at least one (1) SSHE audit (2nd or 3rd Line) as a Lead Auditor or Auditor.
b) Complete at least one (1) of the following activities:
    - Attend the Annual SSHE Auditor Calibration, or
    - Attend the PTTEP SSHE Internal Auditor Training Course (Refresher).

Failure to meet the above requirements will result in status reclassification to Auditor level until the criteria for Lead Auditor are revalidated.

4.4 MONITORING AUDIT PROGRAM

Assets, organizations, and projects shall monitor and measure their SSHE audit program on a quarterly basis to evaluate whether audit schedules are being met and audit program objectives are being achieved.

4.5 REVIEWING AND IMPROVING AUDIT PROGRAM

The risks associated with an audit program during the implementation can affect the achievement of its objectives, e.g. insufficient resources, failure to complete audit as scheduled, insufficient competent personnel to conduct audits effectively, etc. Overall implementation of the SSHE audit program shall be reviewed regularly to assess whether its audit objectives have been achieved.

Lessons learned from the audit program review can be used to determine the necessary actions or opportunities for improving the audit program. The process flow for managing an audit program is illustrated in Figure 2.

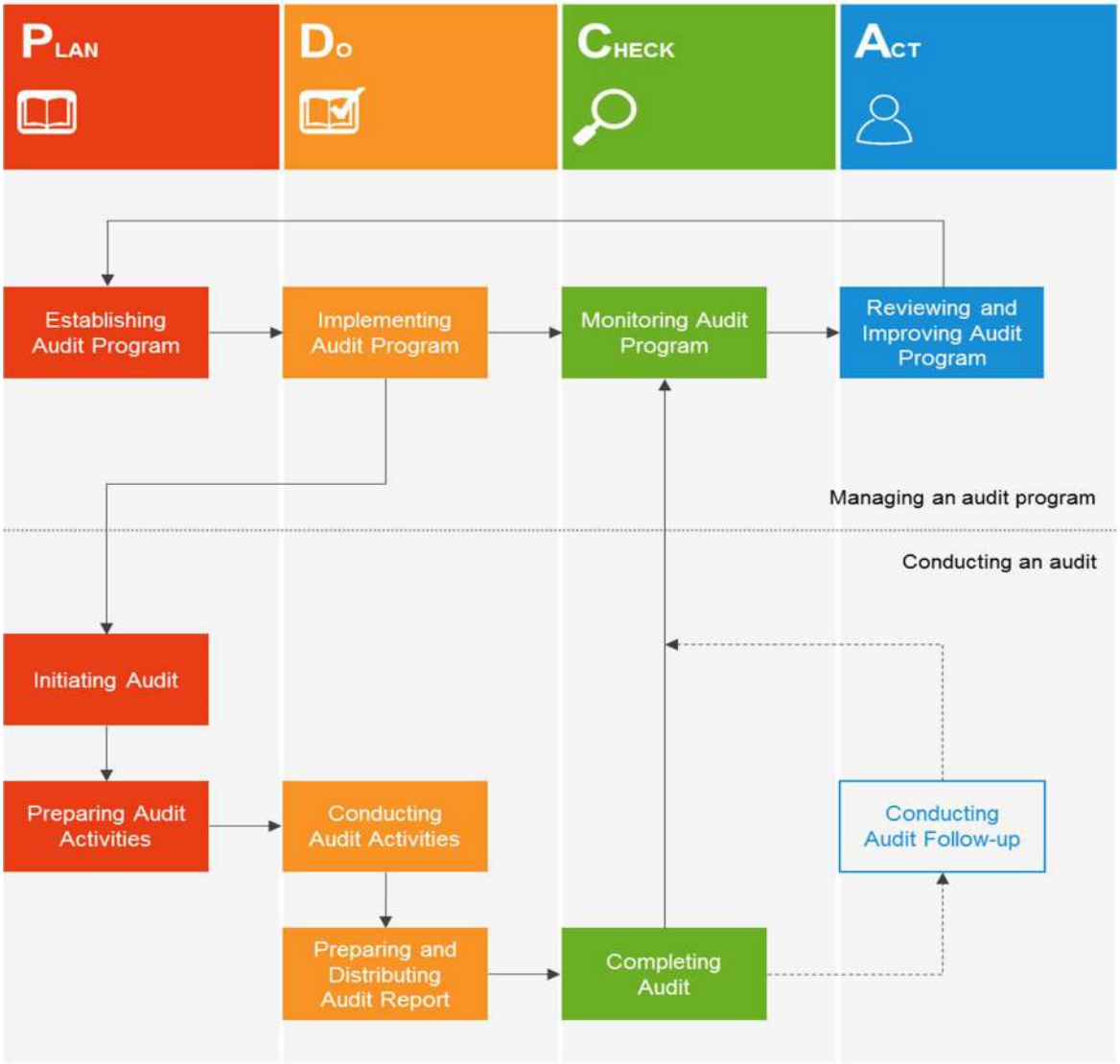

Figure 2: Process Flow for the Management of SSHE Audit Program

5.0 CONDUCTING AN AUDIT

5.1 INITIATING AUDIT

To initiate any audits related to SSHE, the steps in Figure 1 should be considered but the sequence can differ depending on the auditee, processes and specific circumstances of the audit. The assigned audit team leader is responsible for conducting the audit until it is completed.

The assigned audit team leader shall establish the contact with auditee to communicate necessary information related to the audit, e.g. Audit TOR, confirmation on the audit schedule, etc. in advance based on the audit plan to ensure auditee takes into account the local travel and security needs and all parties to be interviewed are aware of the schedule.

The audit approach and expectations, logistics, responsibilities for arranging travel, accommodation, medical requirements, special training or equipment, e.g. Helicopter Underwater Escape Training (HUET), etc., shall be communicated to the team.

5.2 PREPARING AUDIT ACTIVITIES

5.2.1 Performing Review of Documented Information

The audit team shall review the auditee's relevant documented information before mobilization to the audit location. The early availability of the documentation will assist the audit team in achieving the audit objectives within the given time frame.

5.2.2 Audit Planning

5.2.2.1 Risk-Based Approach to Planning

The risk-based approach means an audit approach that considers risks and opportunities. The relevant risks and opportunities associated with auditee's organization and operations should be taken into account when planning, conducting, and reporting of audits in order to ensure that audits are focused on matters that are significant for the auditee and for achieving the audit objectives.

The assigned audit team leader should adopt a risk-based approach to planning the audit based on information in the audit program and the documented information provided by the auditee.

5.2.2.2 Audit Planning Details

The TOR is the audit plan to be drafted by the assigned audit team leader based on the template provided in Appendix C, which includes the audit objective, scope, audit criteria, audit team members, audit methodology, start date, duration and reporting requirements, including report distribution. The TOR must be agreed between auditee and audit team leader prior to the start of the audit, otherwise, the audit must be deferred until such time that agreement is reached.

The TOR should be agreed and submitted to the auditee at least two (2) weeks before the audit start since material changes may affect the required audit team composition.

5.2.2.3 Assigning Work to Audit Team

The audit team leader, in consultation with the audit team, shall assign to each team member responsible for auditing specific processes, activities, functions or locations by considering of the audit objectives and competence of the auditors.

5.2.2.4 Preparing Audit Work Document

The audit team members shall collect and review the information relevant to their audit assignments and prepare necessary documented information for the audit, e.g. audit checklist, audit sampling details, etc.

For the combined audit, works documents shall be developed to avoid duplication of audit activities by clustering of similar requirements or coordinating the content of related checklist and questionnaires.

An audit checklist may be required an input at this stage from the auditor. The example format of the checklist is provided in Appendix D: Example of Audit Checklist Form.

5.3 CONDUCTING AUDIT ACTIVITIES

The audit shall start with an introductory meeting which serves as an introduction between the parties and shares expectations regarding the audit programme and approach. The audit team leader presents the TOR, and the schedule which was agreed to by the auditee. This is then generally followed by a technical orientation by the auditee organization.

The audit progresses with reviewing, testing, and appraising the control framework areas indicated in the TOR. Interviews, document reviews, and site visits are usually required to develop a complete understanding. By agreement with local site management, emergency response exercises may be held during the site visits.

The audit leader should also periodically communicate any concerns regarding the findings to the auditee as appropriate.

Audit team meeting should be held, as appropriate, by audit team leader in order to allocate work assignments and decide possible changes.

5.3.1 Determining Audit Conclusions

The audit team shall review the audit findings and any other appropriate information collected during the audit, against the audit objectives.

Audit findings shall be based on facts and supported by objective evidence and references.

In developing audit findings, the audit team typically identifies an omission or shortfall in the controls. They will then try to identify root causes rather than simply the superficial manifestation or outcome.

Recommendations should help to clarify the findings rather than limit the scope of possible solutions. Recommendations shall be stand-alone and specific, measurable, achievable, and realistic. However, it is ultimately the auditee's responsibility to determine what actions are required to correct the findings (which may include the recommendations provided) and the implementation timing required.

5.3.2 Type of Audit Finding

Audit finding is a result of the evaluation of the collected audit evidence against audit criteria. Types of audit results can be classified as follows:

Table 2: Type of Audit Finding

Finding Type	Description
Conformity (C)	A judgment made by the auditor that the activities undertaken and the results achieved fulfil the specified requirements of the audit criteria.
Nonconformity (NC)	A judgment made by the auditor that the activities undertaken and the results achieved do not fulfil the specified requirements of the audit criteria. This may be caused by: a. The absence or inadequate implementation of a system or part of a system; or b. Failures by Supervisors and/or workers to follow documented systems or Procedures, or c. Lack of evidence to demonstrate that requirements are being met. **Note:** If the audit criteria are legal requirements for an audit related to the SSHE laws, the words “Compliance” (C) or “Non-compliance” (NC) are used in an audit finding instead.
Observation (OBS)	A judgment made by the auditor that the activities undertaken and the minimum requirements may be met but some issues are required attention in order to improve the effectiveness of implementation. If left unaddressed, it is likely to lead to nonconformity during future audits. OR The results achieved partially fulfil the specified requirements of the audit criteria. While further improvements may still be possible. **Note:** OBS raised during internal audits could be classed as preventive actions as audit team can suggest improvements within the system to prevent nonconformities from occurring in the future.
Best-practice (BP)	Best-practice is a method or technique that has consistently shown results superior to those achieved with other means. Best-practices can come from internal practices and innovations which ensure economic value delivery, enhance reliability and reduce risks. A best practice can be created and found across the organization during an audit. A good finding classified as the best-practice should be reported and shared the best-practices across PTTEP assets/projects for continuous improvement.

In case any auditors would like to propose their opinion for improvement but it is not qualified as an NC or an OBS, the auditor can raise Opportunity for Improvement (OFI) instead. However, all reported OFI shall be clearly understood and agreed by auditee prior to addressing it in the audit report.

Table 3: OFI Definition

Opportunity for Improvement (OFI)	When conducting an audit, audit team may encounter a situation or condition that does not qualify as a nonconformity or an OBS, in the opinion of the auditor, if addressed, may improve the management system. The reported OFI shall be understood and agreed by the auditee.

Note:

- Only agreed NC, OBS and OFI can be uploaded to the iSSHE – Audit & Action modules or recorded on other applicable methods to request an action for improvement.
- A registered OFI on iSSHE or on the official report agreed by the auditee should be taken action to improve the system as recommended by the audit team. Otherwise, documented evidence shall be presented to the auditor for OFI cancellation.

5.3.3 Audit Finding Classification

Audit findings categorized as a nonconformity or an OBS shall be classified the severity level by applying the criteria shows in Table 4.

The existence of a repeat finding (i.e. a finding identified in a previous audit/review) would not in itself result in a higher rating than that given in the previous audit, unless the risk to achievement of organization objectives has increased.

Once a nonconformity finding or an OBS finding has been identified, the consequence and possible impact of those findings shall be considered. The severity level of audit finding shall be identified as Low (L), Medium (M), or High (H) and documented in the audit report for each nonconformity or OBS finding.

Priorities for corrective actions or preventive actions of audit findings are set based on the audit team's judgement of the severity of the audit findings. Such actions shall be decided and undertaken by the auditee within the agreed and reasonable timeframe depend on the severity of the audit finding.

- A corrective action for 'High' severity finding should be taken within a prompt timeframe but not more than one (1) year. Senior management (Asset/site/Project SVP or above) needs to be notified of the finding.
- A corrective action for 'Medium' severity finding can be taken in a longer timeframe but not more than two (2) years. Site management (Site Manager/Superintendent/ Supervisor) need to be aware of the finding.
- A corrective action for 'Low' severity finding can be taken in the longest timeframe when comparing with High or Medium finding but not more than two (2) years and site management need to be aware of the finding.

Table 4: Criteria for Audit Finding Severity Classification

Audit Finding Severity	Definition
High (H)	The audit finding has potentially severe consequences (impact rating is in level 4-5 in RAM) in any impact category. There must be a demonstrable causation link between the finding and the potential consequences.
Medium (M)	The audit finding has potential consequences that impact rating is in level 3 in RAM. There should be a demonstrable causation link between the finding and the potential consequences.
Low (L)	The audit finding has potential consequences that impact rating is in level 1 or 2 in RAM in any impact category. The strength of the link between the finding and the consequences may be less strong.

Note: Audit finding severity classification refers to consequence impact rating in the PTTEP 'Risk Assessment Matrix' (RAM) in SSHE Risk Management Standard (SSHE-106-STD-400).

Table 5: Example of Audit Finding Classification

Example Audit Findings (Nonconformity or Observation)	**Potential Consequence**	**Potential Impact**	**Impact Rating**	**Finding Severity**
Observed 2 Contractors entered to the vessel (confined space). Gas checking (Lower Explosive Limit (LEL), Oxygen, Toxic gas) was not performed prior to entering to the vessel.	Contractors death in confined space due to asphyxiates	Two fatalities	(5) Critical	**H**
There were missing of Heli-fuel sampling records in July and August 2018. Based on the interview, the Heli-fuel samplings for detecting fuel quality were not taken as planned.	Helicopter crash due to engine failure.	Multiple fatalities	(5) Critical	**H**
No barricade area to prevent unauthorized personnel enter to working area or walk under load during lifting the turbine engine unit at the upper deck.	Unauthorized personal enter to working area or walk under load during lifting	One fatality	(4) Serious	**H**

Example Audit Findings (Nonconformity or Observation)	**Potential Consequence**	**Potential Impact**	**Impact Rating**	**Finding Severity**
New SSHE committee members have been appointed but they were not achieved the required training course and there was no evidence of the submission letter to Department of Labor Protection and Welfare (DLPW) for updating their information.	Legal non-compliance	Be penalized with imprisonment of not more than one year or a fine not exceeding 400,000 Baht, or both.	(4) Serious	**H**
Found scaffold no.230231 height 2 m. shows the last inspection on 1 May 2023. The scaffold has been installed for over 6 months (since 6 Jan 2022), but it was not dismantled as indicated in the Scaffolding, working at height procedure.	Personnel who work involved with the scaffold may get an injury	Single LWDC	(3) Significant	**M**
Found site's Routine Job Card Procedure, Rev.0, issued Dec.2012 on document database was not reviewed every 5 years to comply with Corporate SSHE Documentation Management Standard (11038-STD-SSHE-304) However, there is no change on requirements in the Procedure.	Not conform with Corporate Standard	No legal penalty A nonconformity is raised by audit party.	(1) Minor	**L**

Example Audit Findings (Nonconformity or Observation)	**Potential Consequence**	**Potential Impact**	**Impact Rating**	**Finding Severity**
Mercury Waste Procedure, rev.03, states in Section 6.5 that a mercury waste container shall be sealed and checked the mercury concentration prior to transferring to the waste storage area. The auditor observed two employees in the process area were moving mercury waste containers after sealed it without checking Mercury concentration.	Personnel who work involved with transferring mercury waste container may expose to contaminated mercury if a container was not properly sealed.	MTC case due to acute health effects if exposed to high levels of elemental mercury vapor may be occurred, i.e. Respiratory symptoms may predominate (a cough, sore throat, shortness of breath).	(2) Moderate	**L**
Examples of Best Practice				
PTW audit set up as a personal KPI for all staff and also overall % PTW audit set at > 20 %.	Ensure all activities will be performed safely.	N/A	N/A	N/A
According to PSV campaign, maintenance team always issue the corrective maintenance work order after any one PSV had a failure on the test result. This is a very good practice for recording and tracking of SCE failure on demand in the future. Furthermore, all of PSV are totally inspected and tested on a 2-yearly basis.	Recording and tracking of SCE failure on demand	N/A	N/A	N/A

Note: If there are two or more identified impacts, the impact rating with the highest level shall be chosen as the finding severity result.

5.4 PREPARING AND DISTRIBUTING AUDIT REPORT

Upon completion of the audit, a closing or debrief meeting shall be conducted by the audit team leader with the similar group of the personnel attending the opening meeting including all auditee. Its purpose is to highlight the positive achievements and to verbally discuss the audit findings to ensure the clear understanding of at least each high and medium severity audit finding identified and the appropriate corrective and preventive actions to be taken. The meeting is closed with a summary of the audit achievement against the audit objective. Debriefing meeting must be done on site and may be requested for asset/project management at Bangkok office.

The audit team shall give the draft list of findings to the auditee. The official audit report shall be submitted to the auditee within one (1) month after the audit completion date. It is the final delivery and the official document for reference and follow-up.

The report written by the audit team needs to record all information necessary to illustrate nonconformity, outline positives, and identify opportunities for improvement.

Each audit finding shall be identified the auditor name who raise that finding with clear, concise, and evidence-based writing. Auditor's recommendations for each audit finding shall be clearly defined, realistic and aligned with the raised finding. The example format of audit finding report is shown in Appendix F.

5.5 COMPLETING AUDIT

The audit is completed when all planned audit activities under each audit program have been carried out, or as otherwise agreed with the auditee, e.g. there might be an unexpected situation that prevents the audit being completed according to the audit plan.

5.6 CONDUCTING AUDIT FOLLOW-UP

The auditee shall assess audit findings, assign and agree with the action party and their Line Manager proposed actions and completion dates. The actions parties may propose alternative actions to satisfy the intent of the finding in consultation with the auditor or topic TA2.

The agreed actions from audits conducted by the audit team shall be loaded and tracked until completion in the iSSHE – Audit & Action modules or other applicable methods.

An organization may also conduct follow-up audits to verify corrective or preventive actions were taken as a result of performance issues that may be reported as opportunities for improvement.

A follow up on a status of action can be performed within the scope of a site's management review, a SSHE monthly meeting, or Section/Department meetings, etc.

Corporate SSHE is responsible for reporting the summary of SSHE audit findings status under their responsibility to SSHE Council on a quarterly basis.

6.0 REVIEW

6.1 SSHE MS VERIFICATION

The SSHE MS Verification (SSHE MSV) is a part of SSHE MS review process organized by Corporate SSHE. It is intended to systematically verify and validate the efficacy of SSHE MS implementation.

The key objectives of the SSHE MS Verification, but are not limited to:

- Evaluate the suitability, adequacy, and effectiveness of SSHE MS implementation.
- Determine the failure or weakening of barriers in the SSHE MS that cause incidents or SSHE performance failures.
- Ensure that the risks associated with the life cycle of the asset/project have been eliminated or controlled to an acceptable level.
- Identify weaknesses in SSHE MS processes and outline corrective/prevention actions that should be taken to rectify them.
- Benchmark the maturity level of SSHE MS implementation against peers.

The SSHE MSV will be conducted against the requirements stated in the reference SSHE-related standards, procedures, and guidelines. The assessment will be conducted by utilizing the particular SSHE MSV toolkits (See Appendix E for an Example of SSHE MSV Toolkits). The SSHE MSV methodology will include but is not limited to the following activities.

Inspection – The mitigation is proven to be in place by visual verification, inspection of the actual system, and physically determining that the SSHE MS requirements or controls is implementing effectively.

Analysis – Formal assessment or evaluation methods, review statistical data, which are applied in order to make judgment as to prove that the SSHE MS requirements or controls is implementing effectively.

Demonstration – Any simulation, dry runs, drills, or standard/procedure checks, or any techniques that are applied to assure that the SSHE MS requirements or controls is implementing effectively.

Implicit Verification – There are inherent methods to verify that SSHE MS has been implemented effectively. Consider any means of acquiring information or data that proves or supports the implementation, such as document review, interview, or observation. Implicit verification includes all proper documentation, specification, plans, or requirements that have been incorporated to assure that the SSHE MS barriers or controls are in place.

SSHE MSV shall be carried out by the Corporate SSHE audit team and undertaken of the SSHE MS of all PTTEP operated assets as a minimum once every 5 years. The SSHE MSV frequencies are based on risk including the asset's SSHE performance, company focus or business requirements, and past audit results.

6.2 MANAGEMENT REVIEW

The management review shall be implemented within the assets, sites, or projects that implemented SSHE MS in accordance with the ISO 14001, ISO 45001 Standards requirements or required by other obligations.

An organization's top management should be scheduled at least once a year, conduct a review of SSHE MS to evaluate the system's continuing suitability, adequacy, and effectiveness. This review should cover the SSHE risks of activities, products and services that are within the scope of the SSHE MS. The management review can be conducted by the asset's top management or delegated management at upper levels.

A management review can coincide with other management activities (e.g. Technical Committee Meeting (TCM), SSHE monthly meetings, operational meetings, workshop, etc.) or can be conducted as a separate activity.

Management review can be coordinated with the organization's planning and budgeting cycle, and SSHE performance can be evaluated during top management's review of its overall business performance, so that decisions on priorities and resources for the SSHE MS are balanced with other business priorities and resource needs.

Inputs to the management review should include all topics specified in applicable Standard requirements. The results from SSHE Management Review shall be retained and communicated to relevant parties.

7.0 NONCONFORMITY, CORRECTIVE AND PREVENTIVE ACTION

7.1 NONCONFORMITY IDENTIFICATION

Non-conformance can be identified in various cases, including but not limited to:

- Fail to comply with the company document requirements e.g., Standard, Procedure, Guideline
- Fail to comply with the specified limits or safe work practices
- Fail to comply with the operational control procedures
- Unsafe practices/ unsafe conditions
- Nonconformity from internal/external audit
- Noncompliance with applicable legal requirements
- Deficiencies from Asset/Site Emergency Exercise
- Occupational Health, Safety and Environment monitoring results that exceed limits without review and follow-up action
- Deviation from the company's codes, standards or PTTEP Engineering General Specification (PEGS)

When a nonconformity occurs, the organization shall react in a timely manner to the nonconformity, deal with the consequences, and take action to control and correct it.

A nonconformity shall be evaluated by the action party to determine the need for corrective/ prevention action to eliminate the root cause(s) of the nonconformity, in order that it does not recur or occur elsewhere, by:

- Reviewing the nonconformity
- Determining the cause(s) of the nonconformity
- Determining if similar nonconformities exist or if they could potentially occur
- Determine and implement any action needed, including corrective/preventive action, in accordance with the hierarchy of controls

Nonconformity sources and reporting channels are identified and described in Table 6.

Table 6: Nonconformity Sources and Reporting Channels

Nonconformity Source	Reporting Channel
Fail to comply with the company document requirements e.g., Standard, Procedure, Guideline	• Audit report • iSSHE – Action module or other applicable tools
Fail to comply with the specified limits or safe work practices	• Audit report • iSSHE – Action module or other applicable tools
Fail to comply with the operational control procedures	• Audit report • iSSHE – Action module or other tools
Unsafe practices/ unsafe conditions	• HRC/SOC report • Audit Report
Nonconformity from internal/external audit	• Audit report • iSSHE – Audit & Action modules or other tools
Noncompliance with applicable legal requirements	• Audit report • iSSHE – Audit & Action modules or other tools
Deficiencies from Asset/Site Emergency Exercise	iSSHE – Action module or other tools
Occupational Health, Safety and Environment monitoring results that exceed limits without review and follow-up action	iSSHE – Action module or other tools
Deviation from the company's codes, standards or PEGS	• Audit report • E-MOC

Action needed, including corrective/preventive action, in accordance with the hierarchy of controls shall be determined. Review the risk assessment related to new or changed hazards before taking action. Any action taken should be reviewed for its effectiveness. The timeframe for completing corrective/preventive action will refer to section 5.3.3 Audit Finding Classification.

7.2 CORRECTIVE AND PREVENTIVE ACTION FOLLOW-UP

Corrective and preventive actions for audit findings are determined based on the severity of the findings, as outlined in section 5.3.3 Audit Finding Classification. Audit findings and actions identified by SSHE audits from the 2nd Line and 3rd Line shall be uploaded and monitored in the action tracking tool, for example iSSHE – Audit & Action modules or equivalent no later than one (1) month after the audit is completed.

For the 1st Line, actions resulting from SSHE audits or other SSHE activities (e.g., SSHE monthly inspections, SSHE committee meetings, emergency drills and exercises) shall be uploaded and monitored in the action tracking tool, for example iSSHE – Action modules. If those actions can be completed before the next scheduled follow-up, they may be monitored and closed out using other appropriate methods.

ROLES AND RESPONSIBILITIES

Roles	Responsibilities
SSHE Council Members	• Endorse Policy, Standards and improvement plans related to the Asset SSHE matters. • Review audit findings status and provide direction to close out audit findings effectively. • Review the effectiveness of SSHE MS implementation. • Review Asset SSHE performance for continuous improvement.

All Executive Vice Presidents (EVPs) and Senior Vice Presidents (SVPs)	• Demonstrate their leadership and commitment, as delegated by Chief Executive Officer (CEO), either by leading or participating in top management visit and review activities.
	• Ensure that under their respective Division/Department:
	  ○ Regularly audit and review all activities/tasks performed as per its requirements to ensure its compliance with the Asset Policy, Standards, Procedures and applicable National and International Standards, laws and regulations; and
	  ○ Effectively identify and close out the findings and recommendations during top management visit and other audit and review activities.

Senior Vice Presidents (SVP), Corporate SSHE Division	• Assure the business that the SSHE controls are being managed following local and PTTEP Policies by implementing the Corporate SSHE audit programs. • Ensure the annual Corporate SSHE audit program is prepared and communicated to all relevant parties. • Planning and Assurance Section is responsible for maintaining the list of approved auditors for each Corporate's SSHE audit program. • Review SSHE MS effectiveness and provide advice to CEO for continuous improvement.

Roles	Responsibilities
Vice President (VP), Assets/Projects	• Ensure that the internal audits/inspections within his/her respective area are conducted to identify gaps/weak points for further improvement. • Ensure that, at the Asset level, the reviews are conducted after major changes to the operational activities and organization. • Fully co-operates with Corporate SSHE when conducting audit and review activities. • Ensure that the corrective actions raised from any audit and review activities conducted within his/her Asset are taken and closed out appropriately.
Division/Department SSHE Manager/Team Leader	• Develop the Division/Department annual SSHE audit plan. • Align the audit plan with the Corporate SSHE audit plan. • Assist his/her responsible Asset, as appropriate, to arrange and/or conduct its own audit, review and inspection as scheduled. • Communicate the findings to his/her Asset EVP and SVP to seek support for further improvement. • Verify and follow up on the corrective actions status to ensure they are all taken and closed out within the limited time frame. • Communicate with his/her responsible Asset to ensure the audit and review activities are conducted as scheduled.
Division/Department SSHE Engineers	As delegated by his/her Line Management, SSHE engineers have the responsibilities to: • Arrange and conduct SSHE audit and review activities, either SSHE MS compliance or specific SSHE issues to assess whether each Asset performs their activities legally and properly. • Report the findings to the responsible persons of the audited area. • Verify and follow up the corrective actions status to ensure they are all taken and closed out properly and within the limited time frame. • Support each asset to ensure the continuous improvement process is effectively implemented.

Roles	Responsibilities
Lead Auditor	• Establish timely contact with auditees to schedule the audit/review. • Provide the Terms of Reference (TOR) and relevant information on the audit objectives, scope, criteria, methods, and team composition. • Make arrangements for the audit, including the schedule. • Arrange an acceptable audit team and allocate work assignments, including roles and responsibilities to each audit team member. • Periodically communicate the progress, significant findings, and concerns to the auditee, as appropriate. • Establish the audit report following the audit program and distribute it to the auditee. • Provide constructive feedback to auditee including the recommendation for improvement. • Review the effectiveness of taken corrective/prevention actions on iSSHE – Audit & Action modules or other means.
Auditor	• Prepare documented information for the audit, e.g. audit checklist, audit sampling details, documents related to the management system being audited, etc. • Complete their audit work assignments as planned. • Assist the audit team leader in establishing the audit report.
Provisional Auditor	• Provisional Auditor may accompany the audit team with approvals from the Lead Auditor. • They shall influence or interface with the conduct of the audit as required by the audit team.
Auditee	• Agree and plan for the audit timing with an appointed audit team leader. • Provide a budget in place to cover the audit costs. • When needed, nominate an audit coordinator or guide to assist the audit team. • Make the time available to support the audit and ensure all subordinates participate.

Roles	Responsibilities
	• Welcome the Audit team and sees the audit as part of the management improvement process. • Review and accepts audit findings. • Follow up and complete audit findings within the agreed time frame.
SSHE Audit Productivity Improvement Team	• Promote and spearhead the SSHE audit productivity improvement activities across the SSHE organization. • Qualify and evaluate SSHE Lead Auditors based on the assessment criteria together with the qualified Lead Auditors, which include, but are not limited to, personal behavior, knowledge/background, audit competence, audit skills, and experiences. • Annually review the performance of SSHE Lead Auditors/Auditors and make recommendations for continuous improvement. • Provide advice and consultation regarding the SSHE audit productivity improvement and SSHE audit and review related matters. • Provide resources to support the annual calibration of SSHE auditors to sustain standardized practices.

REFERENCES

Document Number	Document Title
PTTEP Controlling Documents	
11038-STD-SSHE-000	SSHE Management System
11038-STD-SSHE-401	SSHE Risk Management Standard
Other Reference Documents	
-	Institute of Risk Management (IRM), Tools for Providing Assurance on Regulatory Compliance; 2019
ISO 14001	Environmental Management Systems - Requirements with Guidance for Use; International Organization for Standardization; 2015
ISO 19011	Guidelines for auditing management systems; 2018
ISO 45001	Occupational health and safety management systems - Requirements with guidance for use; International Organization for Standardization; 2018
PTT Group OEMS L2	PTT Group Operational Excellence Management System (OEMS) L2 Manual, SSHE Element, Version 2.9; 2022
THE IIA'S THREE LINES MODEL	Institute of Internal Auditors (IIA), The Three Lines of Defense in Effective Risk Management and Control; 2013

APPENDICES

APPENDIX A: MINIMUM REQUIREMENTS FOR ESSENTIAL SSHE AUDITS

3rd Line of Control: Corporate SSHE Division

Audit/Review Program	Frequency	Note
SSHE MS Verification (MSV)	Every 3-5 years	Selective assets/sites and risk driven
Top Management Visit	4 times/year	Selective assets/sites
Internal Review - SSHE Data Assurance	Annually	Selective assets/sites
Operational Technical Review (OTR)	Every 3-5 years (upon risk-based)	Selective assets/sites
OEMS Self-Assessment (SSHE, MOC Elements)	Every 3 years	Selective assets/sites
SSHE Operational Control Assessment	On-request	Risk driven(1)
Operational Preparedness Review (OPR)	On-request	Determine by Project
Project Technical Review (PTR)	On-request	Project driven
Pre Start-Up Audit	On-request	Determine by Project
JV SSHE Audits	On-request	Determine by Project
Due Diligence Audits	On-request	Determine by Project
Corporate SSHE Contractor Audit	On-request	Selective contractor(s)

Note:

(1)The SSHE Operational Control Assessment will be triggered by specific events, such as an increase in incidents or the emergence of high-risk activities. Upon identifying such triggers, CPA/P will coordinate with relevant process owners to arrange an assessment that reviews the effectiveness of current controls and addresses any identified gaps. The entire process will be documented, and immediate actions will be taken as necessary to mitigate any identified risks.

2nd Line of Control: Division/Department SSHE, International Asset SSHE

Audit/Review Program	Frequency	Note
SSHE MS Internal Audit or equivalent e.g., ISO 14001 Internal Audit, ISO 45001 Internal Audit, etc.	Annually	If there is more than one asset/site under the organization, SSHE MS internal audits shall be conducted at planned intervals to cover all locations.
Internal EIA Compliance Audit	Annually	Assets/sites implement EIA mitigation
Contract Holder Verification	Annually	Selective contract(s)
SSHE Contractor Audit	Every 2 years per contractor (or risk-based)	Selective contractor(s)
Safety Case Barrier Audit	1 year after the safety case review	Selective assets/sites

1st Line of Control: Site/Project/Asset

Audit/Review Program	Frequency	Note
MOC Internal Audit	Annually	All operating assets (except Non-E&P)
Internal Security Audit	Annually	All operating assets
Clinic & Hygiene Inspection	Monthly	All operating assets have a clinic on-site
Permit to Work Audit	At least 5% of the issued permits each month	All operating assets

Note:

- The list of SSHE audits/reviews for 1st, 2nd, and 3rd lines above are example, including but not limited to.
- In additional SSHE audits/reviews can be established and determined the frequency by each line of control as appropriate.

External Audit: Certified body, Regulator, External auditors/assessors

Audit/Review Program	Frequency	Note
ISO 14001/ISO 45001 External Audit	Annually	Selective assets/sites that are certified the ISO 14001/ ISO 45001
DMF Annual HSE and Waste Audit	Annually	Selective assets/sites
3rd Party - SSHE Data Assurance	Annually	Selective assets/sites
PTT Operational Excellence Management System (OEMS) Maturity Assessment	Every 3 years	Selective assets/sites
Independent SSHE Oversight	Every 5 years	Selective assets/sites

APPENDIX B: EXAMPLES FOR AUDITOR EVALUATION CRITERIA

Evaluation Form for New SSHE Audit Team Leader

NEW Lead Auditor Name:		**Dept.:**	
Lead Advisor Name:		**Dept.:**	
Audit Title:			
Audit Date:		**Location:**	

Description	**Performance result (✓)**		**Advisor Note**
	Good	**Need more practice**	
Audit Preparation			
Understanding of audit criteria or relevant requirements in the audit scope i.e., ISO requirements, SSHE MS requirements, etc.			
Audit process management - Preparing audit TOR - Audit documents preparation - Work assignment to the audit team member - Communicating with auditee			
Initiate an Audit			
Participation and presenting on: - Opening meeting - Interview session - Daily auditor meeting - Audit conclusion			
Job Responsibility: - Lead overall interview, ask the key point question, and summarize major issues - Records findings and key points throughout audit period - Record an evidence to support responsible audit scope			
Knowledge, Behavior and Skills: - Adequate knowledge - Professional manner - Maturity, open-minded, reliability, and determined			
Closing Audit			
Preparing audit conclusion and clearly communicating the audit findings to auditee			
Perform closing meeting with valuable recommendations for improvement			
Preparing audit report to auditee			
Evaluation Result			
☐ Qualify to be an Audit Team Leader		☐ Need more Practice	
Comment for improvement:			
Lead Advisor's Signature:		**Date:**	

Evaluation Form for New SSHE Auditor

NEW Auditor Name:		**Dept.:**	
Assessor (Lead Auditor) Name:		**Dept.:**	
Audit Title:			
Audit Date:		**Location:**	

Description	**Performance result (✓)**		**Advisor Note**
	Good	**Need more practice**	
Audit Preparation			
Understanding of audit criteria or relevant requirements in the audit scope i.e., ISO requirements, SSHE MS requirements, etc.			
Audit process management - Participating in the preparation of audit TOR - Audit documents preparation - Follow work assignment - Communicating with auditee			
Initiate an Audit			
Participation on: - Opening meeting - Interview session - Daily auditor meeting - Audit conclusion			
Job Responsibility: - Participate interview session, ask the key point question, and summarize major issues - Record finding and audit evidence to support responsible audit scope - Assist the audit team to establish an audit report			
Knowledge, Behavior and Skills: - Adequate knowledge - Professional manner - Maturity, open-minded, reliability, and determined			
Closing Audit			
Clearly communicating the audit findings to auditee			
Be able to explain the audit finding with valuable recommendations for improvement			
Clearly writing the finding statement			
Evaluation Result			
☐ Qualify to be an Auditor ☐ Need more Practice			
Comment for improvement:			
Assessor (Lead Auditor)'s Signature:		**Date:**	

APPENDIX C: EXAMPLE SSHE MS TERMS OF REFERENCE (EDITED AS APPROPRIATE)

Terms of Reference (TOR) for _____

Audit date:_____

1) Introduction:

To describe the principle or details of a SSHE audit.

2) Audit Scope:

The scope includes the extent, boundaries, and locations.

Example: The audit scope includes all activities of employees and contractors within the asset and its facilities.

3) Audit Objective:

Example of audit objectives:

- Determination of the extent of conformity of the management system to be audited, or parts of it, with audit criteria.
- Evaluation of the capability of the management system to assist the organization in meeting relevant statutory and regulatory requirements and other requirements to which the organization is committed.
- Evaluation of the effectiveness of the management system in meeting its intended results.
- Identification of opportunities for potential improvement of the management system.

4) Audit Methodology:

To determine the audit methodology and required activities.

Example:

Qualified auditors will conduct the SSHE audit following the Audit and Review Standard guidelines. The audit will be accomplished through the following activities:

- An open meeting will be held with the management team to discuss the scope, objectives, activities and schedule for the work
- Interview site management and team
- On-site survey
- An on-site review will be conducted which consists of:

- Random interviewing personnel throughout the organization, including the employee and contractors
- Random reviewing of documented information in place to identify and evaluate the components of the existing SSHE MS
- Compliance evaluation of SSHE obligations, legal and other requirements

5) Audit Criteria:

To determine the set of requirements used as a reference against which objective evidence is compared.

Example audit criteria:

- ISO14001:2015 and ISO45001:2018 standard requirements
- Statuary or SSHE legal and other requirements related to the activities in which the organization is
- PTTEP and Asset Processes, Policies, and other SSHE Management System requirements i.e. standards, procedures, guidelines, etc.
- Occupational health management requirements

6) Audit Team Composition:

Name-Surname	Department/Section	Roles

7) Audit Finding Classification:

Detail of audit finding the classification for the audit.

8) Audit Schedule:

Date	Time	Activity / Process to be audited

9) Other Information:

The audit team can communicate other specific information to the audit as appropriate.

APPENDIX D: EXAMPLE INTERNAL AUDIT CHECKLIST AND FINDING RECORD (EDITED AS APPROPRIATE)

Audit Title:		
Section/Dept.:	Date:	
Auditee:	Asset:	
Auditor:	Location:	
Topic/Requirement	Evidence	Finding/Comment

APPENDIX E: EXAMPLE OF SSHE MSV TOOLKIT & SCORING BOOK

Example of SSHE MSV toolkit

SSHE Management System Verification (SSHE MSV) Toolkit

Toolkit No. 01

Planning and Assurance (CPA/P)

Section	Checklist detail	Impact level	Content		Deployment		Conformance		Implementation Level	Effectiveness Score: Content	Deployment	Conformance
Leadership and Commitment												
1	Management implements and communicates SSHE policy supporting the SSHE MS programs.	M	-		X	Yes	X	Yes	Effective	0	2	2
2	Management defines specific goals for SSHE programs, along with plans for achieving the goals	L	X	Yes	-		-		Effective	1	0	0
3	Management allocates appropriate resources to accomplish goals and manage the program.	L	-		-		X	Yes	Effective	0	0	1
4	Management assigns responsibility and accountability for implementing and maintaining the program.	L	X	Yes	X	Yes	-		Effective	1	1	0
5	SSHE MS performance has been reported to top management periodically.	L	-		-		X	Yes	Effective	0	0	1
6	Recognition, reinforcement, and rewarding of all SSHE innovations, initiatives, desired behaviors, and outcomes	L	-		-		X	Yes	Effective	0	0	1
7	Management is involved in monitoring the corrective/preventive actions of the incident investigation.	L	-		-		X	Yes	Effective	0	0	1
8	Management is involved in following up on corrective actions from the SSHE audits.	L	-		-		X	Yes	Effective	0	0	1
Score (%)										100.0%	100.0%	100.0%
Total Section Score										4	4	4

Example of SSHE MSV Scoring Book

SSHE Management System Verification Scoring Book

Summary of SSHE MS Implementation Effectiveness Score

Asset/Project Name	SSHE MSV Score			
	3.3			
	Practices Score		Result Score	
	3.6		3.3	
	Content	Deployment	Conformance	Performance
Asset/Project Name	3.6	3.7	3.6	3.0

Scoring Input Table

Sections	Content	Deployment	Conformance
1(1). Leadership and commitment	4	4	4
1(2). SSHE Policy, Strategic Objectives and Planning	3	4	3
1(3). Resources, Organization, Roles, Responsibilities and Authorities	4	4	4
1(4). Legal Management	3	3	3
1(5). Communication	4	4	4
1(6). Document Management	4	2	4
1(7). Monitoring, Measurement, Analysis and Performance Evaluation	4	4	3
1(8). Audit and Review, Nonconformity & Action Management	4	4	3
2(1). Waste Management	3	3	4
2(2). Spill Management	4	4	4
2(3). Biodiversity and Ecosystem Services Management	4	4	4

APPENDIX F: EXAMPLE AUDIT FINDING REPORT

No.	Finding type	Auditor name or audit team	Finding severity	Finding description	Potential consequence and impact	Reference or Audit criteria	Recommendation for improvement	Action party
1	NC	Team 1	High	Observed 2 Contractors entered to the vessel (confined space). Gas checking (Lower Explosive Limit (LEL), Oxygen, Toxic gas) was not performed prior to entering to the vessel.	Contractor(s) death in confined space due to asphyxiates. Potential impact: Two fatalities	• ISO45001 Clause 8.1: Operational Planning and Control • Confined space procedure	• Gas checking (Lower Explosive Limit (LEL), Oxygen, Toxic gas) shall be performed and recorded prior to entering to the vessel. • Re-communicate to all concerned parties for ensuring that people who work involved with the confined space activities understand all related rules and safe practices.	SSHE Supv.
2	OBS	Mr. Abc	Low	Found site's Routine Job Card Procedure, Rev.0, issued Dec.2012 on document database was not reviewed every 5 years to comply with Corporate SSHE Documentation Management Standard (11038-STD-SSHE-304) However, there is no change on requirements in the Procedure.	Not conform with Corporate Standard No legal penalty Potential impact: A nonconformity is raised by audit party	• SSHE Documentation Management Standard (11038-STD-SSHE-304)	All SSHE documents shall be reviewed every 5 years to comply with Corporate SSHE Documentation Management Standard (11038-STD-SSHE-304)	SSHE Supv.
3	OFI	Mr. Abc	N/A	Refer to checklist-bulk transfer to vessel, it should identify operational control criteria into this document e.g., maximum pressure for transferring of dry bulk from silo tank to vessel not exceeded than 45 psi (3.1 bar) and as per other operation ranges.	N/A	N/A	It is more effective to identify control criteria in the checklist additionally.	SSHE Supv.
4	BP	Team 2	N/A	PTW audit set up as a personal KPI for all staff and also overall % PTW audit set at > 20 %.	N/A	N/A	No action	N/A

Date of Issue: August 2024

Affected Document: Audit and Review Standard (11038-STD-SSHE-701-R06)

ADDENDUM & ERRATA

Page 19, Add Section 7.2, Corrective and Preventive Action Follow-up process.

Page 25, Table of 3rd Line of Control: Corporate SSHE Division, revised with the following details:

- *Edited frequency of SSHE MSV and note*
- *Added OEMS Self-Assessment (SSHE, MOC Elements) with frequency and note*
- *Added SSHE Operational Control Assessment with frequency and note*
- *Added Note (1) under the table*

Page 26, Table of 2nd Line of Control: Division/Department SSHE, International Asset SSHE, revised with the following details:

- *Edited the Review/Audit Program title for SSHE MS Internal Audit and note*

Page 27, Table of External Audit: Certified Body, Regulator, External Auditors/Assessors, revised with the following details:

- *Added the Review/Audit Program title for Independent SSHE Oversight with frequency and note*

Date of Issue: October 2025

Affected Document: Audit and Review Standard (11038-STD-SSHE-701-R06)

ADDENDUM & ERRATA

Page 5 and 6, Section 4.3.2: Selecting Audit Team Members, revised with the following details:

- *Added details describing the four (4) levels of SSHE internal auditor grades*
- *Edited the titles of audit team members (Provisional Auditor, Auditor, Lead Auditor, and Principal Auditor)*

Page 7, Section 3: Implementing Audit Program, revised with the following details:

- *Added section 4.3.3: Lead Auditor Retention Requirements for the criteria to maintain the Lead Auditor status*

Page 15, Table 5: Example of Audit Finding Classification, revised with the following details:

- *Added a row to identify the type of example used for illustrating Best Practices.*

Page 23, Table of Roles and responsibilities, revised with the following details:

- *Edited the titles of audit team members for Provisional Auditor, Auditor, and Lead Auditor*

เอกสารแนบที่ 6

แบบฟอร์มร้องเรียน และแผนผังการรับเรื่องร้องเรียน

แผนผังการรับข้อร้องเรียน

(ปตท.สผ. โครงการสุพรรณบุรี)

รับข้อร้องเรียน/ข้อกังวล/ข้อร้องขอเบื้องต้น (ตลอด 24 ชม.)

วิธีการติดต่อ	ช่องทางการรับเรื่อง
แจ้งข้อมูลโดยตรง	ผู้นำชุมชน / ผู้นำท้องถิ่น / ส่วนราชการ / เจ้าหน้าที่รักษาความปลอดภัย (Helper) / บริษัทฯ ผู้รับเหมา / พนักงาน ปตท.สผ. / แผนกองค์กรสัมพันธ์ ปตท.สผ.
โทรศัพท์	(เบอร์รับแจ้งเรื่อง ข้อกังวล / ร้องเรียน) 081-931-3804
จดหมาย	ผู้จัดการอาวุโส ฝ่ายปฏิบัติการผลิต โครงการสินภูฮ่อม และโครงการสุพรรณบุรี
Social Network	Line Group / Facebook : ผู้นำชุมชน ผู้นำท้องถิ่น บริษัทฯ ผู้รับเหมา ของ ปตท.สผ. โครงการสุพรรณบุรี

สอบถามข้อมูลโดยละเอียดจากผู้แจ้ง และประสานหน่วยงานที่เกี่ยวข้อง โดย แผนกองค์กรสัมพันธ์
(ภายใน 24 ชม.หลังได้รับแจ้ง)

สำรวจ และตรวจสอบพื้นที่
โดย แผนกองค์กรสัมพันธ์ แผนก SSHE และแผนกที่เกี่ยวข้อง
(ภายใน 3 วันทำการหลังจากได้รับข้อมูลเบื้องต้น)

บ่งชี้กรณีว่าเป็นข้อร้องเรียนหรือไม่ โดยแผนก SSHE และแผนกที่เกี่ยวข้อง

ไม่ใช่ → ข้อกังวล/ข้อร้องขอ

ใช่ → บันทึกข้อมูลในระบบการบริหารจัดการด้านอุบัติการณ์ (IMS)

ต้องดำเนินการแก้ไข โดยแผนกที่เกี่ยวข้อง

ไม่ใช่ → ชี้แจง/แจ้งผลการดำเนินการ แก่ผู้แจ้งเรื่อง โดย แผนกองค์กรสัมพันธ์ (ภายใน 3 วันทำการ หลังจากดำเนินการแก้ไขแล้วเสร็จ)

ใช่ → ดำเนินการแก้ไข
ระยะเวลาขึ้นอยู่กับประเภทและลักษณะของผลกระทบ
ระยะสั้น ภายใน 3-5 วัน
ระยะยาว ภายใน 15-30 วัน
(หลังจากทราบผลการตรวจสอบ)

ชี้แจง/แจ้งผลการดำเนินการ แก่ผู้แจ้งเรื่อง โดย แผนกองค์กรสัมพันธ์ (ภายใน 3 วันทำการ หลังจากดำเนินการแก้ไขแล้วเสร็จ)

ปิดเรื่องร้องเรียน/ข้อกังวล/ข้อร้องขอ

ปตท.สผ.

แบบฟอร์มร้องเรียน

GRIEVANCE RECORD FORM

ส่วนที่ 1 : รายละเอียดของเรื่องร้องเรียน

รายละเอียดของผู้ร้องเรียน	
ชื่อ :	
ตำแหน่ง/หน่วยงาน :	
เบอร์ติดต่อ :	E-Mail :
ที่อยู่ :	

รายละเอียดของเรื่องร้องเรียน	
เรื่องร้องเรียน :	
สถานที่ :	**วัน/เวลาที่เกิดเหตุ** :
เกิดเหตุ/ความเสียหายอะไรขึ้น :	
มีผลกระทบ/ความเสียหายที่เกิดขึ้นอะไรบ้าง :	

ผลการตรวจสอบ:
แผนที่/ภาพประกอบ:

ปตท.สผ.

แบบฟอร์มร้องเรียน

GRIEVANCE RECORD FORM

สำหรับเจ้าหน้าที่			
ผู้ตรวจสอบที่ 1		วันที่รับเรื่องร้องเรียน	
ผู้ตรวจสอบที่ 2		วันที่ตรวจสอบ	
ผู้ตรวจสอบที่ 3		ชื่อโครงการ	
ประเภทเรื่องร้องเรียน: ☐ สิ่งแวดล้อม ☐ การประกอบอาชีพ ☐ ความปลอดภัย ☐ อื่นๆ (โปรดระบุ): _____			

แบบฟอร์มร้องเรียน

GRIEVANCE RECORD FORM

ส่วนที่ 2 : การดำเนินงานต่อเรื่องร้องเรียน

รายละเอียดของการดำเนินงานต่อเรื่องร้องเรียน		
วันที่	**การดำเนินงาน**	**หน่วยงาน**

แผนที่/ภาพประกอบ:

ปตท.สผ.

แบบฟอร์มร้องเรียน

GRIEVANCE RECORD FORM

ส่วนที่ 3 : การยุติเรื่องร้องเรียน

จากการร้องเรียนต่อการดำเนินงานของบริษัท ปตท.สำรวจและผลิตปิโตรเลียม จำกัด (มหาชน) หรือ ปตท.สผ. ดังรายละเอียดในส่วนที่ 1 ซึ่งทาง ปตท.สผ. ได้รับเรื่องร้องเรียน และได้ดำเนินการแก้ไขในเรื่องร้องเรียนดังกล่าว จนเป็นที่เรียบร้อยและพึงพอใจต่อผู้ร้องเรียน ดังรายละเอียดในส่วนที่ 2 นั้น

บัดนี้ทางผู้ร้องเรียนขอยุติเรื่องร้องเรียนดังกล่าว

ลงนามรับรองการยุติเรื่องร้องเรียน			
ชื่อ	**ตำแหน่ง**	**ลายเซ็น**	**วันที่**
	ผู้ร้องเรียน		
	ตัวแทนชุมชนสัมพันธ์ ปตท.สผ.		
	ตัวแทนแผนก SSHE ปตท.สผ.		
	ตัวแทนจากแผนกที่เกี่ยวข้อง		
	พยาน		
	พยาน		

เอกสารแนบที่ 7

Land Transport Management Procedure

9. LAND TRANSPORT MANAGEMENT

Function	Title	Name	Signature	Date
Prepared By:	OSM/S	Pornpasu K.	[redacted]	05/06/20
Technical Review:	OLG	Benjapol A.		05/06/20

(1) Purpose

The purpose of this document is to define the minimum requirements to be implemented by each Asset and/or Department, in order to manage land transport activities that safely, efficiently and effectively transport hydrocarbon, non-hydrocarbon and people in COMPANY's domestic operations. Asset and/or Department should develop procedures and control measures in alignment with this document.

The appropriate industrial practices in the International Association of Oil and Gas Producers (IOGP) Guidelines are adopted in the document with the recognition of related legislation, regulations and laws. All land transport activities shall comply with all applicable laws and regulations.

This document is not intended to replace any legislation or regulatory requirement. In the event of a conflict between the requirements of this document and a relevant law or regulation, the law or regulation must be followed. If the documment creates a higher obligation, it should be followed as long as full compliance with the law or regulation is also achieved.

(2) Scope

This procedure covers the whole activities of Land Transport in Thailand Assets and Departments as follows:

- All Company's and Contractor's vehicles and drivers operating on the company roads and premises;
- All Company's and Contractor's vehicles and drivers operating on public roads and in public areas on the company business; and
- All land transport activities including personnel and freight movements, and mobile plant activities under control of the Company.

Contractor includes all subcontracted activities.

The document does not cover:

- Rail transport which is managed and controlled by State Railway of Thailand; and

Loading, offloading, and lifting operations from/to the vehicles

(3) Reference

PTTEP Internal References

Internal documents applicable to this document are indicated in the table below.

Document Number	Document Title
11017-STD-LOG-0001-R00	Logistics Management Standard
11038-STD-SSHE-000-R05	SSHE Management System
11038-STD-SSHE-305-R05	SSHE Training and Competency Standard

Document Number	Document Title
11038-STD-SSHE-401-R06	SSHE Risk Management Standard
11003-STD-SSHE-590-005-R02	Chemical Management Standard
11038-STD-SSHE-600-011-R06	Incident Management Standard
11038-STD-SSHE-570-012-R05	Management of Change Standard
11038-STD-SSHE-595-013-R01	Life Saving Rules Standard
SSHE-106-PDR-521	Waste Management Procedure
11003-GDL-SSHE-561-005-R01	Fitness to Work Guideline
SSHE-106-GDL-564	Drugs and Alcohol Guideline

External References

External documents applicable to this document are indicated in the table below.

Document Number	Document Title
IOGP Report 365	Land Transportation Safety Recommended Practice
IOGP Report 365-1	Road Hazard Assessment
IOGP Report 365-2	Journey Management
IOGP Report 365-4	Road/vehicle Accident Checklist
IOGP Report 365-5	Common KPIs for Motor Vehicle Crashes
IOGP Report 365-7	Variations for Off-road Operations
IOGP Report 365-10	Journey Management Process
IOGP Report 365-14	Vehicle Specification and Upfitting
IOGP Report 365-18	Load Securement
ECE/TRANS/257	European Agreement concerning the International Carriage of Dangerous Goods by Road (ADR)
	Thailand's National Provisions for Transport of Dangerous Goods by Road, Department of Land Transport

Document Number	Document Title
	European Best Practices Guidelines on Cargo Securing for Road Transport, European Commission
	Guide to Maintaining Roadworthiness Commercial Goods and Passenger Carrying Vehicles (Rev. 2018), Driver and Vehicle Standards Agency (DVSA), UK

(4) Definitions

General Definitions

Terminology	Description
Bus	A motor vehicle having a design Gross Vehicle Weight (GVW) of more than 3,500 kg with nine or more useable seat positions including the driver.
Company	PTT Exploration and Production Public Company Limited and its subsidiary companies
Company Site Representative	Individual appointed by the Contract Holder with single point responsibility for the activity management of the Contract and verification that the control mechanisms are in place
Contract Holder	Company staff who is appointed to be the contract focal point

Escalating Factors	Factors which will increase risks of the journey, for example;
	• Fog or smoke;
	• Poor drainage/frequent mud;
	• Snow and Ice;
	  • Shadowed areas (slow to thaw);
	  • Known drifting locations;
	  • Over-graded shoulders;
	  • Frost heaving (muskeg);
	  • Runoff, thaw/freeze cycle;
	• Crosswinds/blowing snow;
	• Weight restrictions (road/bridges);
	• Sun (e.g. low angle in winter);

Terminology	Description
	• Road surface liable to deteriorate rapidly when wet; • Low illumination; • Driver experience; • Fatigue/low alertness; • Conflicting priorities (e.g. crew change); • 3rd party conflict (traffic conditions)/animals; • Rain; (Visibility, pooling on roads) • Winds or Strong/gusting crosswinds
Heavy Vehicle	Any motor vehicle having a design capacity Gross Vehicle Weight (GVW) of more than 3,500 kg and which is designed to pull a trailer or carry cargo.
Journey Manager	Person who is responsible for the implementation of the defined journey management plan and monitors progress and responds to deviations and/or emergencies.
Journey Management Authorized Person	Person who is appointed by Asset/Department and responsible for the approval of journey and the journey management plan.
Light Vehicle	Any motor vehicle having a design Gross Vehicle Weight (GVW) less than or equal to 3,500 kg. Vehicles, which fall into this category, include all saloons, hatchbacks, light station wagons (i.e. estate versions of saloons), pick-up trucks and vans/minibuses.
Motor Vehicle	Any vehicle that is propelled by an engine fitted within the body of the vehicle.
Non-Routine Trip	Travel outside of a pre-determined locale, as determined by a risk assessment. Hazards are considered to require assessment prior to each trip to address immediate exposures as well as factors of change and escalation. Each trip requires the formal approval based on the current and anticipated exposures, and established controls.

Terminology	Description
Professional Driver	Person who has a specific duty to perform driving activity for the Company business, e.g., Company's drivers, road tanker drivers, etc.
Regular Driver	Person who has to regularly drive a vehicle to perform the Company business, but driving is not his/her specific duty, e.g. an onshore field operator, etc.
Routine Trip	Travel within a pre-determined locale, as determined by a risk assessment. Hazards are believed to be effectively, essentially and readily addressed by established and implemented controls. This locale would be expected to be no greater than that of an urban area, plant facility, or production field. Interurban trips, inter-facility and inter-field trips would be considered to be non-routine based on increased exposure due to anticipated escalating risk factors.
Supervisor	A person within an organization who supervises a person or a group of persons for carrying out a task.
Van (Minibus)	A motor vehicle having a design Gross Vehicle Weight (GVW) less than or equal to 3,500 kg and eight to fourteen useable seat positions including the driver.

Common Acronyms

Set out below are common specific terms presented in alphabetical order:

Acronyms	Definition
DDC	Defensive Driving Course
DIW	Department of Industrial Works, Ministry of Industry
DLT	Department of Land Transport, *Ministry of Transport*
DOEB	Department of Energy Business, Ministry of Energy
FDS	Fatigue Detection System
GCW	Gross Combination Weight
GPS	Global Positioning System

Acronyms	Definition
GVW	Gross Vehicle Weight
IOGP	International Association of Oil and Gas Producers
IVMS	In-Vehicle Monitoring System
JMP	Journey Management Plan
MDVR	Mobile Digital Video Recorders
MS	Management System
SSHE	Safety, Security, Health and Environment

(5) Roles & Responsibilities

Ownership of the Document

The owner of the Land Transport Management Procedure is SVP, Supply Chain Management Division with responsibilities for:

- Issuing the Land Transport Management Procedure and its revisions.
- Ensuring effective implementation of the Procedure.

Custodian of the Document

The custodian of the Land Transport Management Procedure is VP, Logistics Department with responsibilities for:

- Identifying deficiencies or potential improvements.
- Initiating periodic revision.
- Maintaining revision history and document status register.

Key Personnel Roles and Responsibilities

All EVPs and SVPs
• Ensure and encourage the Assets and support functions under his/her responsibility comply with requirements defined in this Procedure. • Communicate with his/her authority at each field performing their activities in compliance with the requirements in this Procedure. • Demonstrate commitment by ensuring that resources are made available for implementing this Procedure in Thailand Assets.

VPs and Managers
• Implement land transport in accordance to this Procedure to ensure safe, efficient and effective land transport activities that all hazards and risks from land transport are properly managed. • Manage land transport resources and activities optimally, using minimum fit-for-purpose resources and managing land transport risks. • Plan the projects, contracts and operations to minimize exposure to land transport hazards. • Ensure site specific documents/instructions are developed as required and in alignment with this Procedure. • Ensure that staff and Contractors in his/her area understand and comply with this Procedure. • Ensure that COMPANY personnel and Contractors in his/her area receive the required training related to land transport and are competent and fit for the tasks. • Monitor, analyse and continuously improve performance. • Assist in investigation of all land transport incidents.

Corporate Logistics
• Provide necessary support and advice to Assets for the effective implementation of this Procedure. • Monitor effectiveness of this Procedure and provide necessary advice to improve land transport performance. • Conduct the land transport compliance audits to ensure the effective implementation of this Procedure and continuous improvement.

SSHE Representative
• Support line/Assets Management in developing, amending and implementing documentation in accordance with requirements in this Procedure to ensure that all Land Transport related hazards and risks are managed to minimize risks/incidents. • Provide necessary support/advice for the training related to land transport which is required for COMPANY personnel and Contractors. • Provide necessary support/advice for effectiveness of this Procedure, and for improvement of land transport SSHE performance, e.g. compliance audits. • Cooperate with Corporate Logistics and SSHE for any support/advice as necessary.
Contract Holders

- Manage land transport activities under the contract to comply with the requirements in this Procedure.
- Identify land transport training requirements for Contractor personnel and ensure that Contractor personnel receive the required training.
- Plan the contracts and duty operations to minimize exposure to land transport hazards, i.e. journey management to minimize road exposure.

Contractors
• Understand and manage land transport activities to comply with the requirements in this Procedure. • Ensure that Contractor personnel receive the required training related to land transport and are competent and fit for the tasks. • Clearly define expectations, commitments, roles and responsibilities for all personnel, including subcontractors and third-party companies to implement this Procedure.

Drivers (Company and Contractors)
• Comply with the COMPANY Land Transport Management Procedure. • Comply with all legal requirements and relevant Company procedures related to driving including journey management, load securement, operation of vehicles in hazardous areas and transport of hazardous goods.

All PTTEP employees or Contractors staff
• Comply with the COMPANY Land Transport Management Procedure, i.e. wearing seatbelts, not exceeding speed limits, no using mobile phone or texting while driving, etc. • Apply Stop Work Authority when there is an immediate threat to the Safety and Health of the employees or that of others or to the environment.

9.1 LAND TRANSPORT MANAGEMENT

Land transport is the vital means of transport supporting COMPANY's business throughout the value chain. COMPANY aims to manage land transport activities that safely, efficiently and effectively transport hydrocarbon, non-hydrocarbon and people in COMPANY's operations. Land Transport Management Framework is essential for the safe, efficient and effective operations, comprising the management of the three fundamentals (Driver, Vehicle and Journey) that is underpinned by the seven elements of COMPANY SSHE Management

System (11038-STD-SSHE-000-R05). SSHE MS is the foundation for operational and risk control.

The structure of COMPANY Land Transport Management Framework is shown in Figure 1.

Figure 1: Land Transport Management Framework

9.1.1 Hydrocarbon Land Transport

Hydrocarbons produced from COMPANY operations are in the form of natural gas, crude oil, and condensate. The crude oil road tankers (tanker trucks) is the main means of COMPANY hydrocarbon land transport. As the transport of dangerous goods, COMPANY hydrocarbon land transport shall comply with applicable laws and regulations. As references, the followings are the examples of regulations on transport of dangerous goods by road.

- European Agreement concerning the International Carriage of Dangerous Goods by Road (ADR)
- Thailand's National Provisions for Transport of Dangerous Goods by Road, issued by Department of Land Transport (DLT)

9.1.2 Non-Hydrocarbon Land Transport

COMPANY Non-hydrocarbon land transport refers to cargo, goods and equipment transported by road. The non-hydrocarbons can be generally categorized as follows:

- Tubulars, e.g. Oil Country Tubular Goods (OCTG) and line pipe
- Dangerous goods and chemical supplies/products
- Dry bulk, e.g. dry chemicals, cement and barites
- Liquid bulk, e.g. base oil
- Hazardous wastes and substances
- Drilling and well service equipment e.g. wellhead, liner hanger, packer and Christmas tree components
- Engineering and Construction materials, spare parts and equipment
- Explosive materials
- Consumables materials
- Etc.

All non-hydrocarbon which is defined as dangerous goods shall comply with applicable laws and regulations. Moreover, the dangerous goods shall be handled and transported in accordance with:

- Chemical Management Standard (11003-STD-SSHE-590-005-R02)
- Waste Management Procedure (SSHE-106-PDR-521)

9.1.3 People Land Transport

People (Personnel) land transport is defined as personnel travel for Company Business.

The followings are Company's general requirements for people land transport.

- Company-arranged transport operated by Company or Contractor is recommended.
- The use of heavy vehicles, motorcycles, bicycles and unconventional vehicles e.g. All-Terrain Vehicles (ATV), Utility Terrain Vehicles (UTV), or similar are prohibited for people land transport.
- Vehicles shall not carry passengers exceeding the recommendation by the vehicle manufacturer in compliance with applicable laws and regulations.

9.1.4 Application

This procedure applies to all work-related land transport activities on the Company business. Work-relatedness is used to describe those activities of which management controls have to be in place. In general, the following land transport activities are considered to be work related.

A. Transport of Personnel:

Considered to be work-related

- Personnel traveling for the Company business in Company arranged transport (pooled cars, allocated/positioned cars, vans, buses and minibuses).

Not considered to be work-related

- COMPANY and Contractor personnel commuting between home and normal workplace using means of transport other than Company arranged transport;
- Using of positioned or allocated cars on private purpose and not for the Company business; or
- Use of COMPANY provided transport for non-business-related activities such as recreation or sporting activities

B. Transport of Goods and Equipment:

Considered to be work-related

- Transport of goods and equipment within COMPANY managed locations;
- Transport of goods and equipment on COMPANY owned or contracted transport;
- Transport of goods and equipment readily identifiable as related to the COMPANY operations (e.g. seismic vehicles, land drilling rigs, etc.) within COMPANY managed locations and/or under COMPANY control; or
- Transport of goods and equipment via the land transport operations are considered to be work-related when there is COMPANY cargo on board and/or a COMPANY nominated location is the destination, with the road haulier working exclusively for COMPANY on that trip.

Not considered to be work-related

- Those activities which are not primarily dedicated to the transport of goods and equipment for COMPANY and which are not readily identifiable as related to COMPANY.

In addition to the above-mentioned descriptions, work-related land transport activities should refer to the latest IOGP Safety Data Reporting User Guide – Scope and Definitions.

9.1.5 Deviation

Deviations should only be considered in the circumstances as indicated below. The jouney with deviation should be considered as Non-Routine Trip, and the non-routine journey management process should be applied as per Section 6.4.

- Call-off contracts where vehicles are required on an irregular basis. The call-off contract period should be short-term and not more than 90 days.
- Contracts with a very small land transport element

The recognition of Management of Change Standard (11038-STD-SSHE-570-012-R05) should be taken.

9.2 DRIVER MANAGEMENT

Drivers indicated in this document means:

- **Professional Driver** who has specific duty to perform driving activities for Company business which can be Company staffs or Contractor/Subcontractor's personnel who provide driving services as a part of their employment e.g. Company's drivers, crude oil road tanker drivers etc.; and
- **Regular Driver** who has to regularly drive a vehicle to perform Company business, but driving is not his/her specific duty, e.g. onshore field operators and maintenance operators etc.

9.2.1 Driver Competency

Driver skills, knowledge and behaviours have a significant impact on driving safety. Drivers shall be appropriately licensed, trained, and qualified to operate the vehicle safely.

9.2.1.1 Driving License

All drivers shall have in their possession a valid driving licence, issued by Department of Land Transport (DLT), for the class of vehicle being driven/operated, and for the cargo where applicable.

9.2.1.2 Driver Training

Drivers shall be appropriately trained and have the competency to operate the vehicle in accordance with applicable laws and regulations and the requirements in SSHE Training and Competency Standard (11038-STD-SSHE-305-R05). The training schemes shall be in place including refresher training and assessment.

Defensive Driving Course (DDC):

All Professional Drivers and Regular Drivers shall complete DDC and assessment from COMPANY approved institutions/training providers, according to related regulations and COMPANY requirements. Refresher training and assessment shall be provided on a regular basis as identified in SSHE Training and Competency Standard (11038-STD-SSHE-305-R05).

While all efforts should be made to comply with the DDC requirement, the exception of DDC may be accepted for following conditions:

- Short-term contracts which the period is not more than 90 days (DDC will not be exempted for the contract extension period.)
- Call-off contractors which are required on an irregular basis, and are not continuous operation. The call-off contractor should have the purpose to service extra/additional requirements due to unavailability of existing vehicles, e.g. extra carpool vehicles. The call-off contract period should be short-term and not more than 90 days.

For this exception, safety control measures shall be in place in order to properly manage and control risks.

Other Specific Training

For other specific training, e.g. legal requirements, high-risk environments (mountain, desert, off-road, swamp, etc.), specialized vehicles and specific operations, the drivers should also receive the specific training.

9.2.2 Driver Fitness To Work

Drivers shall be fit-to-drive and be fully alert while operating a vehicle. Drivers shall be assessed to ensure they are fit to drive/work and able to operate a vehicle safely.

Driver Fitness to Work Requirements:

- All drivers shall have the medical examinations with a minimum follow-up, in compliance with applicable laws and regulations, and in accordance with Fitness to Work Guideline (11003-GDL-SSHE-561-005-R01).
- A process of "Fit-to-drive Assessment" should be in place to check whether the drivers are fit to drive, including but not limited to, fatigue, sleep disorders, drug/alcohol abuse and illness.
- **No Alcohol or Drugs While Driving**: All drivers are prohibited to drive the vehicle for COMPANY's work related business while under the influence of alcohol or drugs. Zero Tolerance Alcohol limit is applied to all staff and Contractors. Drug and Alcohol Testing Program shall be in place and conducted for drivers.

Drivers shall:

- Only operate a vehicle if appropriately rested and alert.
- Not exceed driving and duty hours as per the legal requirements.
- Take prescribed rest breaks and the daily rest as per the legal requirements.
- Exercise their right to refuse to drive if they feel that they are not fully rested and alert.
- Advise their Supervisor if they have a disability or condition that could prevent them from driving safely.
- Always inform Supervisor if taking medication that may have an adverse effect on driving performance. If in doubt always check with Supervisor in order to further seek medical advice.
- Examples of medications that may have a profound effect on driving ability are:
- Sleeping tablets;
- Anti-depressants;
- Anti-anxiety tablets;
- Certain cold remedies;
- Certain painkillers; or
- Certain drugs for high blood pressure;

- Drivers taking the medications that may profoundly affect the driving ability are not allowed to operate vehicles.

9.2.3 Duty, Driving and Rest Hours

At the minimum, drivers shall comply with the legal requirements of duty, driving and rest hours. Supervisor shall monitor and ensure that the legal requirements are adhered to by all drivers. For drivers working with or transporting dangerous goods, the legal requirements is more stringent.

With reference to Labour Protection Act B.E. 2541 (1998) and Land Transport Act B.E.2522 (1979), the legal requirements of duty, driving and rest hours for land transport are shown in the table below.

Condition	Thai Legal Requirements
Normal Working Hours[1]	• Maximum 8 hour/day (48 hour/week) • Maximum 7 hour/day (42 hour/week) for working with or transporting dangerous goods
Overtime Working Hours[1]	Maximum 2 hour/day (with a written agreement between employer and driver)
Minimum Break	• Minimum 30-minute Break for every 4 hours continuous driving[1] • Minimum 1-hour Break in total per day[2]
Daily Rest Period[1]	Minimum 10 consecutive hours (after finish working on the day before)

Table 1: Legal Requirements of Duty, Driving and Rest Hours

References:

[1] Land Transport Act B.E.2522 (1979)

[2] Labor Protection Act B.E. 2541 (1998) and Ministerial Regulation No. 12 B.E. 2541(1998)

9.2.4 General Driving Requirements

All drivers operating vehicles for Company business and passengers traveling for Company business shall comply with general driving requirements as follows:

9.2.4.1 Seatbelts

- Drivers and all passengers shall always wear a seat belt while in a moving vehicle.
- Seatbelts for front seat occupants and outboard passengers should be of the 3-point configuration, preferably incorporating automatic retraction and deceleration activated emergency locking mechanisms, often referred to as “inertia reels”.

- For buses, coaches, vans/minibuses, the minimum requirements are that 3-point seat belts are fitted for the driver, front seats and seats with open space in front (such as a seat adjacent to a doorway). Remaining seats should be fitted with 2-point lap type seatbelt if possible.
- Use of vehicles not properly fitted with seat belts for all passengers should be avoided when alternatives are available.

9.2.4.2 Distracted Driving And Smoking

- Drivers shall not operate a vehicle when using a mobile phone or while being distracted from the task of driving. Examples of distractions are using a mobile phone or pager, sending or reading a text message and using a hands-free mobile phone device.
- Use of two-way radios should be kept to the minimum necessary communication.
- Smoking is not permitted in Company's vehicles or in any vehicles on Company business.

9.2.4.3 Speed Limits

- All drivers shall abide by the legal speed limits on public roads as per laws and regulations, or Company established speed limits for the different road types and vehicle types.
- When driving within site complexes or compounds, all drivers shall abide by the stated speed limits of the site.
- Further the speed shall be adjusted as appropriate when:
- Driving in high community area;
- There is a specific speed limit on a signpost;
- The vehicle is heavily loaded or towing a trailer;
- A safe distance from the car in front has to be maintained;
- Driving at a speed that will allow the driver to stop well within the safe distance; or
- In bad weather or hazardous road conditions, e.g. poor visibility, wet road, road works or heavy traffic, and pedestrians or animals on the road.

9.2.4.4 Use Of Headlights

- All Company and contracted vehicles should be driven with dipped headlights (low beam) switched on when the visibility is poor, e.g. during rain and poor lighting conditions**.**
- Heavy Vehicles including tankers, trucks, trailers and commuting buses should be driven with dipped headlights (low beam) at all times when travelling on the highway**.**

9.2.4.5 Vehicle Breakdown

- All drivers shall be given and familiarized with an emergency contact card that contains the phone numbers of emergency services and other key contact phone numbers, in order to request for support as soon as possible.
- If the vehicle breakdowns on the road, the driver should try to bring the vehicle to park on the “safe” roadside if possible. If not, the driver shall give warning signals (lights) to other road users as many as possible to avoid further incident. The driver and passengers should safely get out and stay away from the vehicle in the safe area.
- The driver has to place a reflective warning triangle and/or cones at least 50 m. to the rear of the vehicle and to the front when considered necessary.
- In case of breakdown during daylight, the utmost efforts should have to be made to ensure the recovery should be done before night-time to reduce the additional hazards due to darkness.

9.3 VEHICLE MANAGEMENT

Vehicle is one of the major components for land transport safety and efficiency. Accordingly, this section determines the specifications and requirements of vehicles, load and cargo securement. It also underlies the requirements of vehicle inspections and maintenance, and In-Vehicle Monitoring System (IVMS).

9.3.1 Vehicle Specifications

Vehicles shall be fit-for-purpose based on assessment of usage and shall be maintained in a safe working order in line with manufacturer’s specifications and comply with legal requirements.

The detailed requirements of vehicle specifications are shown in Appendix 7.2.

9.3.2 Tyre Requirements

Tyres are critical to overall performances of vehicle especially road safety. A tyre burst could lead to a complete loss of vehicle control.

The following Company’s requirements shall be applied to all Company’s and Contractor’s vehicles.

- All vehicles shall be fitted with tyre type, size and specifications as per the vehicle manufacturer’s recommendations for the road surfaces and weather circumstances.
- For light vehicles, retreaded, recapped and remoulded tyres shall not be used.
- For heavy vehicles, the use of retreaded, recapped and remoulded tyres is not recommended.
- Tyre shall be replaced and shall not be used when:
- The tread depth is equal to or less than 3.0 mm.
- The tyre has a break in its fabric or has a cut that exceeds 20 mm of the section width measured on the outside of the tyre and deep enough to reach ply or body cords.

- The tyre has any portion of its ply or cord structure exposed, or has any lump, bulge or tear caused by separation or partial failure of its structure.
- Tyre inflation pressures shall be regularly checked by drivers when the tyre is cold. Tyres shall be maintained and inflated in accordance with the vehicle manufacturer's recommendation for tyre inflation pressure.
- Drivers shall inspect the tyres prior to the journey or on a daily basis for signs of uneven wear, damage, minimum tread depth and correct pressure as a part of Daily Inspections by Driver.

9.3.3 Load And Cargo Securement

During transport, all loads/cargo items shall be prevented from sliding, tipping, rolling, wandering or substantial deformation and rotation in any direction by restraining methods.

All loads/cargo transported via land transport methods shall be:

- Suitably prepared and packaged for safe transport in/on the type of vehicle selected for transport.
- Correctly and securely restrained to the vehicle in or on which it is being transported. The following basic restraining methods can be used separately or in combination.
- Locking
- Blocking
- Direct Lashing
- Top-over Lashing
- Fully compliant with applicable regulations related to cargo loading, securement and transport. Gross Vehicle Weight (GVW), Gross Combination Weight (GCW) and the axle weight shall comply with the limits for each vehicle type according to the manufacturer's specifications and legal limits.

The driver has the primary responsibility for ensuring that all loads are properly secured before and during the journey**.** Supervisor is responsible for ensuring the driver is trained and competent in load securement and that appropriate practices are followed for safe and proper load securement.

Drivers shall:

- Be trained and competent in load securement. Helpers and/or personnel performing load and cargo securement operations shall also be trained and competent in load securement.
- Ensure loads/cargo are properly secured. Necessary securing/lashing equipment and additional equipment are properly applied. The securing arrangements do not damage the goods transported.
- Ensure the loads and passenger numbers do not exceed the manufacturer's specifications and legal limits for the vehicle, including consideration for Gross Vehicle Weight (GVW), Gross Combination Weight (GCW) and the axle weight.

- Keep the passenger compartment of the vehicle free from loose objects that may lead to driver distraction or become hazardous projectiles if a rollover or abrupt vehicle maneuver occurs.
- Inspect all securement devices (chains, binders, straps, etc.) and attachment points prior to use.
- Chains and binders with damaged, stretched, or bent components shall not be used and shall be taken out of service.
- Straps with tears, holes, knots, damage, deterioration, or abrasions shall not be used and shall be taken out of service.
- Attachment points that are damaged, worn, or otherwise not suitable or adequate for securing the load, shall not be used.
- Inspect and be satisfied that the entire load is adequately positioned and secured according to the requirements of all applicable laws and regulations prior to departure on a journey.
- The cargo, or any other object, should not:
- Obscure the truck driver's view ahead, or to the sides, or the field of view of rear mirrors.
- Prevent the driver's free and ready access to equipment required for emergencies,
- Prevent the free and ready exit from the vehicle.
- Inspect the load and its securement during the journey in accordance with Journey Management Plan (JMP) and/or the rest stop schedule. Inspections may be needed more frequently based on the types of freight being secured and/or the road and terrain being covered. The driver shall stop only in places that provide adequate space and security to allow for safe inspections. Road shoulders and on/off ramps shall not be used for this purpose.
- Drive smoothly, i.e. adapt the speed to the circumstances so as to avoid brisk change of direction and heavy breaking. Accordingly, the forces exerted by the cargo will remain low and should not encounter problems.

Supervisors shall:

- Ensure that Gross Vehicle Weight (GVW), Gross Combination Weight (GCW) and the axle weight do not exceed the manufacturer's specifications and legal limits for the vehicle.
- Ensure proper and adequate load securement devices and associated equipment is available and serviceable.
- Verify drivers and helpers are competent in load securement.

9.3.4 Vehicle Inspection and Maintenance

This section contains requirements to ensure the continuity of vehicle roadworthiness. The systematic and regular preventive maintenance program containing vehicle inspections, scheduled maintenance and servicing shall be in place for all Company's vehicles and Contractor's vehicles operated for Company business. The preventive maintenance program ensure that problems can be corrected before they result in major repair or vehicle breakdown.

9.3.4.1 Roadworthiness Inspections

Vehicle safety inspections are very important to ensure the roadworthiness of a vehicle. The advantage of a thorough inspection is detection of problems at an early stage so that preventive maintenance, rather than breakdown maintenance, can be carried out, leading to the reduction of downtime and costly major repairs. There are three types of essential inspections – which differ in scope and depth.

The three types of inspection are:

- Daily Inspections by Driver
- Statutory Safety Inspections
- Pre-mobilization Inspections

Daily Inspections by Driver

The driver is responsible for the condition of the vehicle while in use; therefore, conducting a daily inspection is a vital part of a driver's core role. The daily inspection for Company's and Contractor's vehicles shall be properly performed. The daily inspections also includes reporting and recording defects for further rectification.

The appropriate checklist for vehicle inspection should be used and applied for the daily inspection. For specialized or specific vehicles e.g. tanker trucks and vacuum trucks, the specific vehicle inspection checklist may be developed and used as appropriate.

Drivers shall:

- Perform a daily inspection before a vehicle is used. The recommendation is to carry out the daily inspection before driving the vehicle on the road each day. Where more than one driver will use the vehicle during the day's running, the driver taking charge of a vehicle should make sure it is roadworthy and safe to drive by carrying out their own daily inspection.
- Report to Supervisor on any defects, or symptoms of defects, that could prevent the safe operation of the vehicles. In addition to daily inspections, Driver shall monitor the roadworthiness of vehicle when being driven, and be alert to any indication that the vehicle is developing a fault e.g. warning lights, vibrations or other symptoms. When a vehicle is on site work, Driver should walk around the vehicle before leaving the site to identify any faults.
- Not use the vehicle on the road until it is repaired/rectified if any safety defects that may affect the roadworthiness of the vehicle are found.
- Be adequately trained to perform the daily inspection of particular vehicle type.

Supervisors shall:

- Ensure that vehicle defects are being reported and that repairs are made before a vehicle is put back into use, and/or any appropriate action is taken according to defects found from the inspection. This includes taking the vehicle out of service if necessary.
- Ensure reporting and recording the results of daily inspections that may affect the roadworthiness of the vehicle is in place. This shall include how they were rectified before the vehicle is used. Daily inspections are vital, and the results of such checks should be recorded as a part of the maintenance system.
- Ensure the daily inspection reports are properly recorded and kept.

Statutory Safety Inspections

All Company's and Contractor's vehicles shall pass all relevant safety inspections as required by laws and regulations, for instance, the annual safety inspection of vehicle as required by DLT, and DOEB's testing/inspection requirements of oil tank (road tankers).

Pre-mobilization Inspections

To ensure that Contractor's vehicles dedicated to use for Company Business are properly assessed to confirm the compliance with Company's requirements, contract terms and conditions before commencing services, Pre-Mobilization Inspection is required before the vehicle is brought into use with Company.

Pre-Mobilization Inspection is mandatory for following vehicles.

- **Dedicated Vehicles first brought into use:** A vehicle which is first brought into use with Company
- **Dedicated Vehicles being returned to use**: A vehicle has been off the road for a period longer than the planned maintenance inspections, it should be given Pre-Mobilization Inspection, prior to being brought back into use.

For the gap and finding from inspection, corrective action and rectification shall be carried out and completed by Contractor, prior to use of the vehicle.

Contract Holder / Company Site Representative shall:

- Ensure that Pre-Mobilization Inspections are performed for dedicated vehicles.
- Conduct Pre-Mobilization inspections in accordance with Company's requirements, contract terms and conditions. The inspections may be conducted with support from SSHE Representative.
- Evaluate the gap between Company's requirements and existing conditions of vehicles and inform Contractor for corrective action and rectification.
- Follow up the corrective action and rectification performed by Contractor.

9.3.4.2 Maintenance Requirements

The followings are Company's requirements including planned maintenance servicing and unplanned repairs carried out as a result of breakdown, poor vehicle performance and defects

found from inspections to be applied to all Company's Vehicles and Contractor's vehicles operated for Company business.

- The preventive maintenance program shall be in place (time-based or mileage-based) in accordance with the vehicle manufacturer's recommendation.
- Manufacturer's standard service instructions and dimensions for repair and replacement shall be followed.
- All maintenance shall be carried out by competent agents or qualified personnel, trained and experienced in a vehicle that they inspect or maintain.
- The servicing maintenance intervals, parts, lubricants and consumables shall be in accordance with manufacturer's standard instructions and specifications.
- Parts and accessories shall be in safe and proper operating condition at all times.
- Replacement parts shall be designed for the particular application for which they are used and must meet manufacturer's standard specifications. Where practical, replacement parts certified by a recognized industry standard testing organization should always be used; and replacement parts shall be properly installed.
- Wear limits and tolerances used for maintenance shall be in accordance with manufacturer's recommendation.
- All vehicles shall be properly lubricated and free of fluid, oil and grease leaks
- Records of all services, repairs and maintenance with details shall be properly kept.

9.3.5 In-Vehicle Monitoring System (IVMS)

In-Vehicle Monitoring System (IVMS) refers to electronic devices in a vehicle that record data about driver's behaviours and vehicle use, combined with purpose-designed computer software to enable the owner or a third party to track and monitor the vehicle's location and driver's behaviours. Modern vehicle tracking systems commonly use Global Positioning System (GPS) technology for locating the vehicle. The additional devices, e.g. Mobile Digital Video Recorders (MDVR) and Fatigue Detection System (FDS) can be used to enhance the safety control.

The use of IVMS is not only useful for the incident investigation, but also for the improvement of driver behaviours which may lead to benefits such as reductions in vehicle crash rates, speeding events and kilometres driven as well as cost savings associated with reductions in crashes and fuel consumption.

9.3.5.1 IVMS Installation Requirements

At a minimum, all vehicles operated for Company business shall comply with IVMS installation requirements and features as required by DLT and DIW as applicable.

IVMS installation with the real-time monitoring system is recommended for vehicles used for Company business. The features of IVMS should include:

- Measure of acceleration, deceleration and speed;

- Setting of thresholds for acceleration, deceleration, maximum speed and time over maximum speed;
- Recording of events that exceed set thresholds;
- Driver identification;
- Kilometres/miles driven; and
- Driving hours

The scope of IVMS implementation and requirements depends on the risk assessment result and/or operations which require close monitoring and control of driver's behaviors. The additional devices/features, e.g. Mobile Digital Video Recorders (MDVR) and Fatigue Detection System (FDS), may be required as appropriate.

9.3.5.2 Driver Behavior Monitoring

Assets, Departments and Contractors should assign a responsible person to regularly monitor and report professional drivers' performance and behaviors from IVMS data including MDVR and FDS (if applicable), measured from the predetermined set of parameters and thresholds. The comments and feedbacks on improvement for professional drivers' performance and behaviors should be provided to the drivers.

The assigned person should have roles and responsibilities as follows:

- Regularly monitor data/records of professional drivers' performance and behaviors from IVMS. The real-time monitoring system of IVMS is recommended.
- Download, retrieve and analyse data/records of professional drivers' performance and behaviors from IVMS on a regular basis (at least once a month).
- Prepare the report of professional drivers' performance and behaviors including the violations e.g. exceeding speed limit, driving hours and rest hours.
- Submit the report to line supervisor of the drivers and concerned parties.
- Provide comments and feedbacks on improvement for professional drivers' performance and behaviors.

9.4 JOURNEY MANAGEMENT

All land transport journeys of Company and Contractors should be minimized by considering the necessity of travel and alternate options/means of transport.

Following four basic principles that apply to journey management are:

- Challenge the need to travel
- Consider alternative options
- Assess the hazards
- Make a reasoned choice

The following figure demonstrates the decision making for journey with consideration for trip necessity and non-driving alternative. Journey Management Checklist (Appendix 7.3) provides guidance on questions to be asked according to the four basic principles.

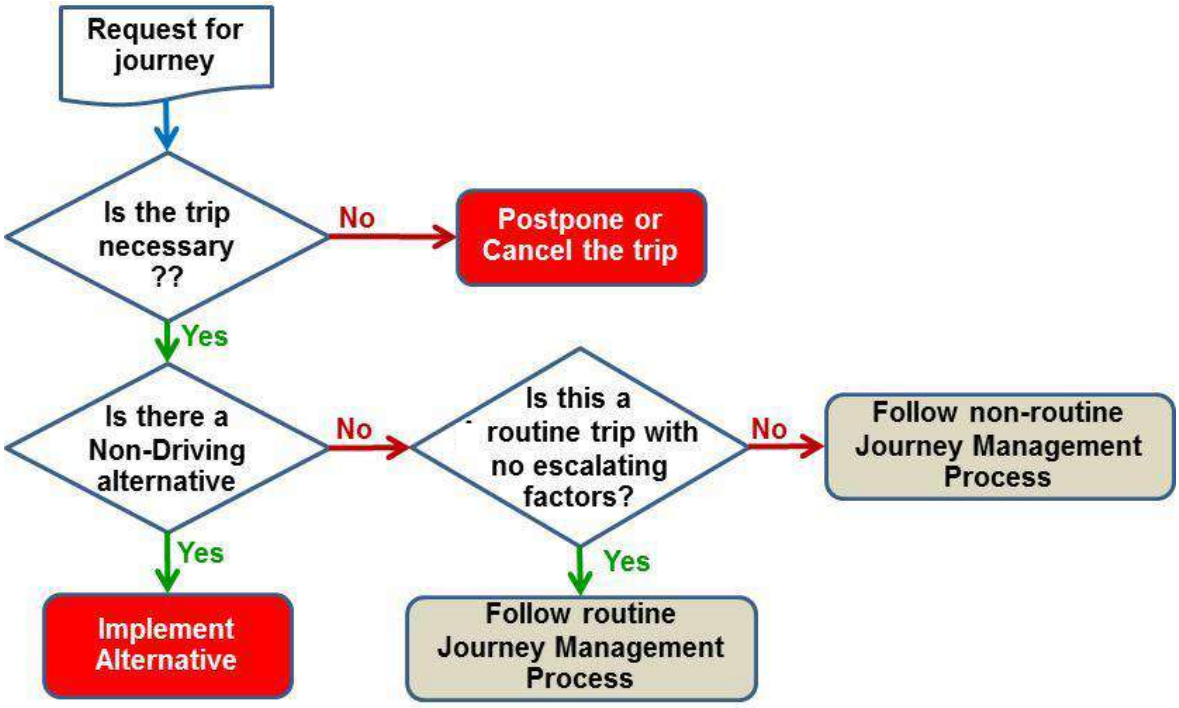

Figure 2: Journey Management Decision Making Flowchart

9.4.1 Journey Management Plan

Journey Management Plan (JMP) is part of a journey management and is the agreed plan between Driver and Supervisor. Supervisor managing the journey is called Journey Manager. The JMP covers the time between departure and arrival at the final destination. The JMP details the safest route in order to avoid or mitigate any potential hazards en route, and includes relevant information to be implemented and followed, e.g. route survey, route map, rest stop schedule, vehicle inspection, speed limit, alternate driver and communication method etc.

Journey Management Assessment and Approval Form (Appendix 7.4) can be used for the trip evaluation of risk level and the preparation of JMP.

The JMP should include the consideration for the following points:

- Formal pre-trip briefings are held. This should include a discussion between driver(s) and Journey Manager of routes, stops, hazards, loads, safe speeds, elimination/avoidance of distractions, the requirements for the driver to report completion of the journey, and contingency plans, etc.
- A timeline should be developed for the journey.
- The route to be travelled is clearly defined and mapped.

- Establish a communications protocol, including consideration for mobile communication “dead spots”.
- Potential driving hazards, especially dangerous intersections, are identified in advance, taking into consideration for the terrain, time of the day, weather, known dangerous routes, speed limits, holidays (especially those which involve fasting or alcohol), etc.
- Appropriate vehicles are assigned to the journey taking into account the hazards identified, including any special considerations, for the journey (terrain, weather, high risk crossings, road conditions, etc.).
- Only qualified drivers are assigned with valid driving/operator’s licence for the type of vehicles to be used.
- Drivers are physically and mentally fit, giving particular attention to past working hours, driving hours and rest hours as per the legal requirements.
- Vehicles are inspected using an appropriate checklist before the journey begins.
- Rest stops are scheduled.
- The use of convoys where two or more vehicles are proceeding to the same location at the same time. Convoy procedures should be developed and implemented for this situation.
- Assessment of risk should consider the risk of dust, smoke, fog, heavy rains, storms, extremes in temperature and security risks.
- An estimation of the expected arrival time at the destination is made. Necessary action should be taken to initiate a contingency plan in the event that the traveler does not arrive at the set time.
- The driver(s) clearly understand his/her responsibility to report completion of the trip to Journey Manager.

The JMP may be exempt for:

- Routine trips or routine activities which specific controls and safety measures are in place, implemented and followed
- Journeys during emergency situations

9.4.2 Journey Management Process

For all routine and non-routine trips, following elements are to be checked, verified and assessed before starting the journey.

- **Driver** is qualified and fit to drive e.g. adequate rest and no fatigue.
- **Vehicle** is in good conditions and suitable for the journey.
- **Road and Weather** conditions are acceptable for the journey.

9.4.2.1 Routine Journey Management Process

Risk assessment of each predetermined routine trip should be conducted, and JMP should be prepared and followed by driver. As long as the routine trip has no escalating risk factors, the predetermined JMP can be maintained and followed. In case of changes associated with risk exposure and route, the JMP should be properly reviewed.

The figure shown below demonstrates the process of Routine Journey Management.

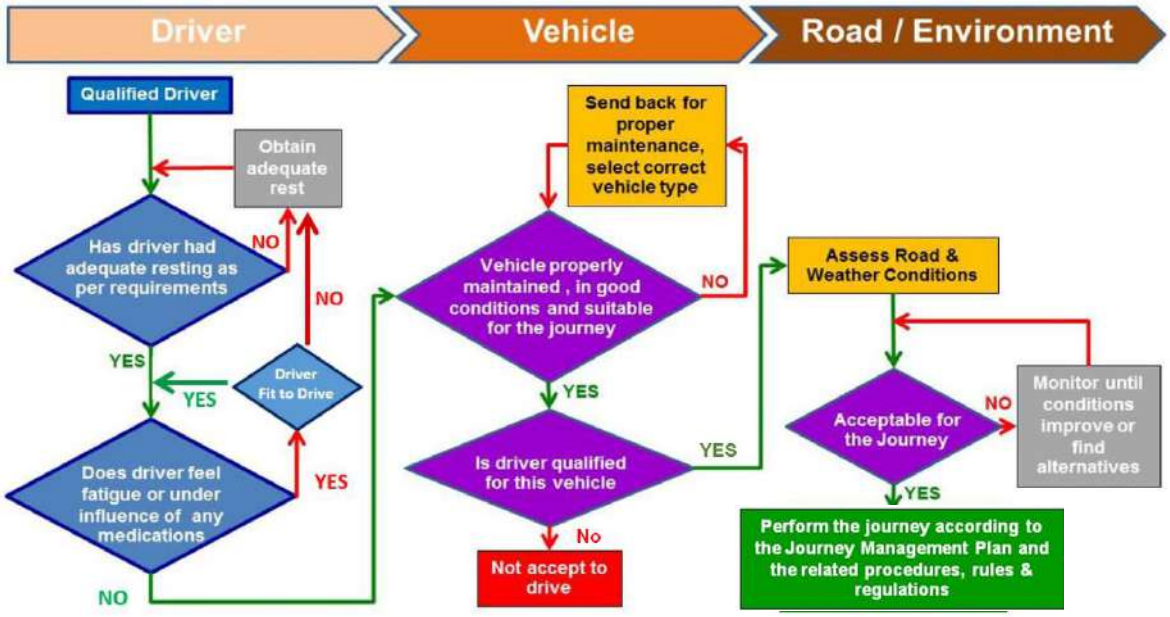

Figure 3: Routine Journey Management Process

9.4.2.2 Non-Routine Journey Management Process

Asset and/or Department which involve in land transport activities/operations shall appoint Journey Management Authorized Person(s) who is responsible for the approval of journey management with the following requirements for non-routine trip.

- The full implementation of JMP for each non-routine trip is required. Risk assessment shall be conducted and documented.
- JMP shall be prepared, documented and followed by driver.
- All non-routine journeys and its JMP shall be approved by Journey Management Authorized Person(s) before starting the journey. The approval may be multi-level as appropriate.

The figure shown below demonstrates the process of Non-Routine Journey Management.

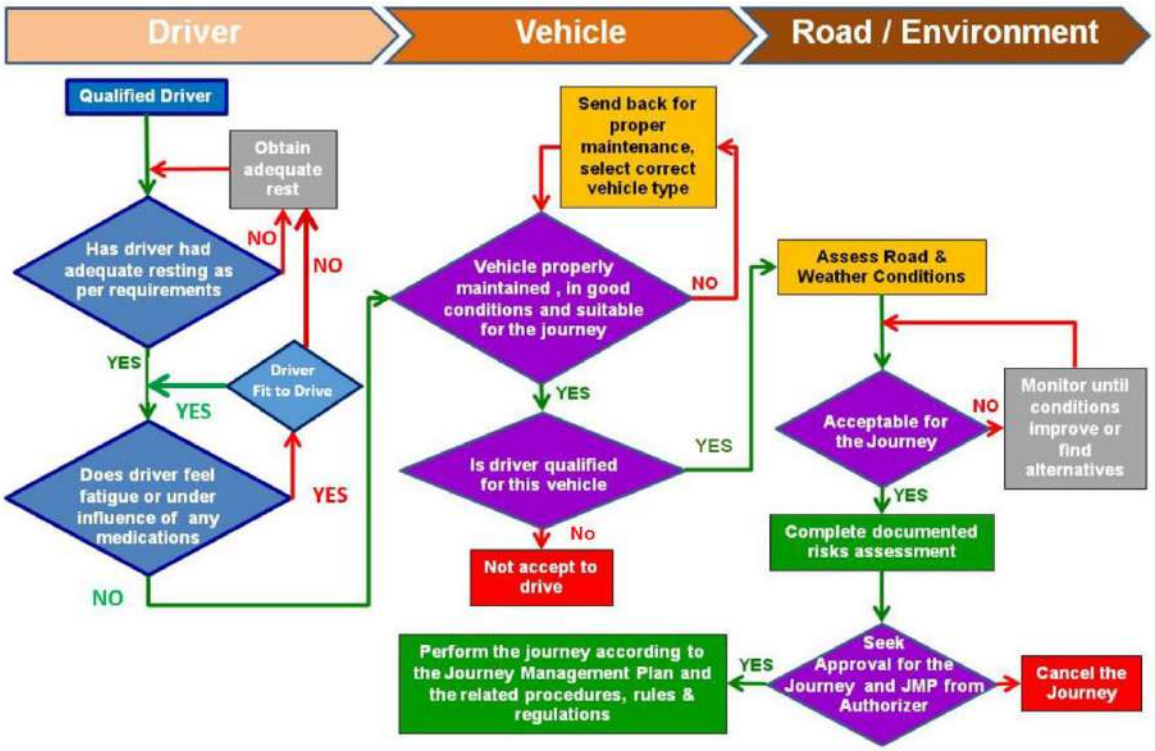

Figure 4: Non-Routine Journey Management Process

Assets and Departments should take recognition of the following references when carrying out risk assessments:

- SSHE Risk Management Standard (11038-STD-SSHE-401-R06)
- Life Saving Rules Standard (11038-STD-SSHE-595-013-R01)
- IOGP Report 365-1: Road Hazard Assessment

9.5 INCIDENT REPORTING REQUIREMENTS

All road incidents involving COMPANY or Contractor vehicles shall be notified, classified, reported and investigated in accordance with Incident Management Standard (11038-STD-SSHE-600-011-R06). The incidents shall be managed and recorded in Incident Management System (IMS) throughout the process until completion and close out.

At the scene of the incident:

- Take care to avoid further injury or damage from other traffic.
- If the driver or passenger is a qualified first aider, first aid may be performed for life saving, but do not move casualties unless there is a high potential of the vehicle explosion.
- Place a reflective warning triangle and/or cones at least 50 m. to the rear of the vehicle and to the front when considered necessary.

- Where the third party is involved and the vehicle is damaged, if necessary, the driver may call the police for a formal report to be made. It is recommended not to move the vehicle until the police have given authority to do so, unless there are other risks if the vehicle is not moved.
- Inform COMPANY's local office in each area according to the local Emergency Response and/or Incident Reporting Procedure in each area.
- Be polite but do not admit liability or discuss blame.
- If hazardous loads carried, assess damage and carry out action specified in Safety Data Sheets.
- Do not allow smoking near the vehicle in case of fuel leaks.
- Write down information that will be helpful for and contribute to accident investigation.

All Contractors shall have a contingency plan that deals with emergency response to a road incident. These plans must be regularly communicated and cascaded down to the drivers.

Vehicle Crash Definition

Work-related vehicle damage or personal injury due to a vehicle related event, e.g. collision or rollover.

The following should not be reported as a motor vehicle crash when the vehicle is properly parked:

- Injuries that occur when entering or exiting the vehicle
- Any event involving loading or unloading from the vehicle
- Another vehicle crashes into the parked vehicle.

In addition, the following should not be reported as a motor vehicle crash:

- Damage to or total loss of a vehicle solely due to environmental conditions or vandalism
- Damage related to the theft of a vehicle
- Superficial damage, such as a stone/rock chip damaging a windscreen/or paintwork while the vehicle is being driven.
- An event where there has been no collision or any other damage than to the vehicle itself, this includes but not limited to engine fire, losing a wheel and brake failure while maintaining control of the vehicle.

The evidence at the scene of a road accident is often short lived and therefore prompt action is required. Road/Vehicle Incident Checklist (Appendix 7.5) should be used as an aid-memory during the site investigation.

9.6 OFF-ROAD OPERATION VARIATIONS

Off-road operations are defined as where:

- All driving is strictly off-road, or
- A driver operates predominantly off-road, with less than 20 km per day driven on hardtop roads and with more than four hours driving off-road on average per day.

Variations of various land transport subjects should be followed for the off-road operations, detailed in Appendix 8.16.9.

9.7 APPENDICES

9.7.1 Reference To IOGP

Section	Section Title	IOGP Reference
6.2.1	Driver Competency	IOGP Report 365 (3.6)
6.2.2	Driver Fitness to Work	IOGP Report 365 (3.7, 3.8)
6.2.4	General Driving Requirements	IOGP Report 365 (3.4, 3.5)
6.3.1	Vehicle Specifications	IOGP Report 365-14
6.3.3	Load and Cargo Securement	IOGP Report 365 (3.2)
		IOGP Report 365-18
6.3.4.1	Roadworthiness Inspections	IOGP Report 365 (3.1)
6.3.5	In-Vehicle Monitoring System (IVMS)	IOGP Report 365 (3.3)
6.4	Journey Management	IOGP Report 365 (3.9)
		IOGP Report 365-1
		IOGP Report 365-2
		IOGP Report 365-10
6.5	Incident Reporting Requirements	IOGP Report 365-4
		IOGP Report 365-5
6.6	Off-road Operation Variations	IOGP Report 365-7

9.7.2 Vehicle Specifications

TYPE OF VEHICLE / VEHICLE SPECIFICATION REQUIREMENT	Light vehicles	Heavy vehicles	Buses and coaches
The vehicle's colour should be in light colour or high visibility colour.	▲	●	●
Seatbelts (all seats)	●	●	●
Air bags (where possible, but at least driver's seat and front passenger seat)	●	▲	▲
Head restraints (all seats)	●	●	●
Laminated glass windscreen, and tempered safety glass in all other windows.	●	●	●
Driver and passenger side mirrors	●	●	●
Tinted film is allowed to fix, however, the minimum VLT (Visible Light Transmittance) of the wind screen should be ≥ 75% and the VLT of other windows should be ≥ 35%.	●	●	●
Anti-lock brakes (ABS)	●	▲	●
High-mount brake light and turn-signal lights	●	●	●
Climate control, i.e. air conditioner and/or heater as appropriate to ambient climatic conditions	●	●	●
Fog lights and/or corresponding high-visibility tail light	●	●	●
Tyres to match manufacturer loads and speed ratings.	●	●	●
Suitable spare wheel and tyre	●	●	●
First aid kit, flashlight / torch and fire extinguisher	●	●	●
Disabled vehicle marker (e.g. warning triangle and cones)	●	●	●
IVMS where applicable Ref 6.3.5	▲	▲	▲
Vehicle life less than 7 years since first registration	▲	▲	▲
Vehicle recorded mileage less than 200,000 km with good maintenance record according to the manufacturer specifications	▲	▲	▲
Side impact protection	▲	▲	▲
Electronic stability control (ESC) or Vehicle stability control(VSC)	▲	▲	▲
Seatbelt Cutter & Window Breaker Escape Tool in case of an emergency	▲	▲	●
Other equipment and survival accessories to suit with environment, i.e., - Nature of terrain (e.g., mountain, desert, swamp, off-road operations, etc.), - Surrounding environment (e.g., dust, rain, snow, ice, fog, heat, humidity, glare, etc.)	▲	▲	▲
Heavy-duty wide-angled fully adjustable rear vision mirrors on both driver and passenger sides of the vehicle	-	●	-
Convex mirrors fitted appropriately to ensure adequate vision of blind spots, including passenger side and in front of cab-over vehicles	-	●	-
Under-run protection – both side and rear	-	●	-
Clearly visible rear and side markings, including the use of high-visibility/pulse tail and brake lights	-	●	-
Spray-suppression flaps (mud flaps)	-	●	-
Wheel-nut position indicators (that identify when wheel-nuts have loosened)	-	●	-
Reversing alarm system	-	●	●
Electronic trailer stability control	-	▲	-
Single-piece rims as available	-	▲	-
An endurance braking system (engine retarder or equivalent) for regions with steep terrains	-	▲	-
Wheel chocks	-	●	●
The passenger access door should be curb/kerb side of the bus	-	-	●
Emergency exit side windows should be installed	-	-	●
Each designated emergency exit door should have a clearly visible sign	-	-	●
Adequate segregated luggage space should be available for the maximum number of occupants	-	-	●

Remark : ● Required ▲ Optional / Recommended

9.7.3 Journey Management Checklist

Journey Management Checklist		
Questions to be asked		**Checked**
Challenge the need	Does the task actually need a road journey?	☐
	Is a face-to-face meeting really necessary, or would a fax, telephone or net meeting do?	☐
	What are the implications of not making the journey?	☐
	How urgent is the task?	☐
	Does the task justify a special journey, or it can be combined with another task/journey?	☐
Consider options	Can the vehicle be shared?	☐
	Can the trip be delayed?	☐
	Can a regular car-pooling arrangement be made?	☐
	Can another person do the task as part of their work?	☐
Assess hazards	**Time** • When does the task have to be completed – perhaps the trip can be combined or rescheduled for a safer time?	☐
	• Can the trip be made/achieved without putting pressure on the driver?	☐
	• Can the journey avoid dawn, dusk and peak times?	☐
	Vehicle Selection • Do we use the right type of vehicle?	☐
	• Is the vehicle roadworthy and is safety equipment available and serviceable?	☐
	Nominated Driver • Is she/he fit and healthy?	☐
	• Is she/he qualified and authorised to drive on Company business (i.e. has the driver a PTTEP driving passport)?	☐

Journey Management Checklist		
Questions to be asked		**Checked**
	• Is she/he experienced enough for the task?	☐
	• Is she/he fully briefed on the task, route to be used and emergency Procedures?	☐
	• Will we remain within the permitted working hours when carrying out the journey as planned?	☐
	Load • Is the load too large for the vehicle?	☐
	• Are we not overloaded?	☐
	• Has a load securing check been made?	☐
	• Is the load of a hazardous nature (if so, do we have the right documentation)?	☐
	• Do we require convoy vehicles or a police escort?	☐
	Route • Do we maximise the time on motorways and major highways?	☐
	• Do we really minimise time on single carriageways and urban roads?	☐
	• Do we avoid busy roads and congested areas?	☐
	• Do we have any height or width restrictions?	☐
	• Have rest stops been planned correctly?	☐
	• Have night stops been planned correctly (after maximum hours driving)?	☐
Make a reasoned choice	If, having challenged the need for the journey to be made, and if the options to minimise exposure have been considered and if hazards have been assessed and taken into account, make a s reasoned choice based on urgency, importance, and cost and, above all, safety considerations.	☐

9.7.4 Journey Management Assessment and Approval Form

	Journey Management Assessment and Approval			
	Requester		Company	

Journey management Detail						
Why this journey necessary?						
Can it be combined with other journey? If not, why?						
Will the driver reach his destination before dark?						
Vehicle/Vehicle Number						
Driver Name/Company						
From			To.			
Place	Date	Time	Place	Est. date	Est. time	Est. Distance

Trip evaluation

	High Risk	Total > 25 points
	Medium Risk	>15 Total < 24 points
	Low Risk	Total < 14 points

Total	A	B	C	D	E	F	G	H	I	J

Trip evaluation points information

A : security escort requirements	Pts
No escort needed	0
Police escort in company vehicle with 1or 2 officers	2
Single manned patrol(Defence Vehicles, Police Vehicles and etc)	10
Dual manned patrol(Defence Vehicles, Police Vehicles and etc)	20

B : security situation	Pts
No problems	0
Know possible problems	20

C : Weather	Pts
Dry	1
Wind	2
Rain	4
Fog/dust	8

D : Number of vehicles&assistant driver	Pts
2+ vehicles, + 1Assistant driver per vehicle	1
1+ vehicles, + 1Assistant driver per vehicle	2
1heavy vehicle, + 1Assistant driver per vehicle	3
1light vehicle with no assistant driver	3
1heavy vehicle with no assistant driver	6

E : Distance from base	Pts
Less than 50 km	1
51-100 km	2
101-200 km	5
More than 200 km	11

F : Road conditions	Pts
Paved	1
Mixed (Less than 50% paved)	2
Unpaved	4
Mountain	8

G : Driver hours on duty & trip duration	Pts
Driver slept >8 hrs in last 24 hrs	
Hours on duty(last 24hrs) + hours planned for trip<12hrs	0
Hours on duty(last 24hrs) + hours planned for trip<14hrs	3
Hours on duty(last 24hrs) + hours planned for trip<16hrs	6
Driver slept <8 hrs in last 24 hrs	
Hours on duty(last 24hrs) + hours planned for trip<12hrs	2
Hours on duty(last 24hrs) + hours planned for trip<14hrs	5
Hours on duty(last 24hrs) + hours planned for trip<16hrs	8
Hours on duty(last 24hrs) + hours planned for trip>16hrs	must rest

H : Day/night driving	Pts
Day (Between 6am - 7pm), <35km	0
Day (Between 6am - 7pm), >35km	5
Night (Between 7pm - 6am), <20km	0
Night (Between 7pm - 6am), >20km	20

I : Communication	Pts
Mobile/Satellite phone/radio	0
No comms, but in a convoy	2
No comms, single vehicle	4

J : Driving contractors usage	Pts
Permanent contract Vehicle passed inspection Driver passed DDC course	0
Vehicle not passed inspected by company	10
Driver not passed DDC course	10
Contract vehicle without inspection by company and driver without DDC training	20

Name of Passengers			
1.		7.	
2.		8.	
3.		9.	
4.		10.	
5.		11.	
6.		12.	

Route	Time Depart - Arrival	Rest; Hotel/Cab ?

Emergency Number

Additional Land transportation safety measure ☐ Route survey ☐ Route Map ☐ Rest stops schedule ☐ Vehicle inspection	☐ Speed limit …….. km/hr. ☐ Alternate driver ☐ Communication Method ☐ Other……
Additional information	

Authorizer		Signature	
Department		Date	

Authorizer Comment

9.7.5 Road/Vehicle Incident Checklist

Question	Yes	No	Notes
Driver			
Did the driver : • Hold a valid license for the class of vehicle involved in the incident? • Have authority to use the vehicle? • Have familiarity with this specific vehicle? • Use the vehicle for instructed business?	☐ ☐ ☐ ☐	☐ ☐ ☐ ☐	
Did the driver complete an approved driver training program?	☐	☐	Where & When; obtain record.
Is there evidence to suggest the driver drove the vehicle below expected standard?	☐	☐	Consider vehicle speed in the existing conditions?
Is there evidence to suggest the driver might have been impaired in any way?	☐	☐	Consider mental stress, health, alcohol, drugs, fatigue, other external influence
Wear seat belts fitted and correctly worn by all vehicle occupants?	☐	☐	
Was any communication device in the vehicle used during any part of the journey?	☐	☐	Obtain details
Had the driver completed this journey and or task previously?	☐	☐	
Vehicle			
Was the vehicle involved “Fit-For-Purpose”?	☐	☐	
Was the vehicle in good operating conditions?	☐	☐	Maintenance records
Did the vehicle have any driving monitor, e.g., IVMS, Tachograph, etc.	☐	☐	Obtain & examine
Is there a record of the : • Driver’s recent work record?	☐	☐	

• Vehicle's recent work record?	☐	☐	
Was the load including passengers secure and within legal and/or design limit of the vehicle?	☐	☐	
Was the vehicle : • Stationary? • Utilizing "Right of Way"? • Manoeuvring? • Other?	 ☐ ☐ ☐ ☐	 ☐ ☐ ☐ ☐	What was our vehicle doing at the time of the incident?
Road			
Was the vehicle being used on an authorized route?	☐	☐	
Had the risk assessment been completed for the route or task?	☐	☐	
Describe the weather conditions at the time of the incident using either Good, Average or Bad?	☐	☐	
Third PARTY			
Was a third party involved?	☐	☐	Details
Did third party driver and/or vehicle conform to all local regulations/requirements?	☐	☐	
Has anyone indicated liability?	☐	☐	Include police or other agencies, drivers & witnesses
YOU			
Are there any additional comments you wish to make in respect of this incident?	☐	☐	

9.7.6 Variations For Off-Road Operations

Land Transport Subjects	Variations for Off-Road Operations
Seatbelt	Where an operation requires persons to stand on a vehicle while it is in motion, e.g. on land seismic operations (cable trucks), those persons are exempt from using seat belts provided: • The operation or activity is for a specific purpose, which cannot reasonably be achieved by persons restrained by seat belts; • The number of persons involved in the operation or activity is minimised; • Persons must be protected from falling off the vehicle, by guardrails or other suitable fall prevention method; • Where guardrails are used, they should comply with the specifications in OSHA 29 CFR 1926.502, and their effective height must not be reduced by the load carried (e.g. a bin in which a person stands filling up with cable); • Persons not wearing seatbelts must be able to communicate verbally with the driver, e.g. by live intercom; • Additional PPE may be appropriate, e.g. bump caps if there is overhead structure that may cause head injury; • Vehicle speed must not exceed 10 kilometers per hour while persons are unrestrained; • The operation or activity must be limited to benign terrain (persons must be seated and restrained, or dismount, if the vehicle has to traverse terrain likely to cause an unrestrained person to fall or be injured); and • Persons not restrained by seat belts are not permitted for any journey or part of a journey that is not carrying out the specified operation or activity. Explanatory can be found in “Note 1” indicated in IOGP Report 365-7: Variations for Off-road Operations.
Vehicle Specifications	Hardware specified and available for on-road vehicles may not always be suitable or available for off-road use. In light of the lower speeds and reduced collision risk off-road, the absence of any of the items specified below should not exclude a vehicle from off-road use. • Anti-lock brakes (ABS);

Land Transport Subjects	Variations for Off-Road Operations
	• Other electronic aids such as Electronic Stability Program (ESP) or Trailer Roll Stability Program (TRSP); • Air bags; • Side impact protection; • Under-run protection; • Other technology not available on specialised off-road vehicles where a risk assessment indicates an acceptable level of risk to operations in the absence of such technology Brush guards may be fitted where a risk assessment indicates that their use will be beneficial. Where higher speeds are permitted and appropriate for off-road, the requirement for the following items should be considered: • ABS; • Other electronic aids such as advanced ESP or advanced TRSP; • Air bags. **Note:** The following features may not enhance safety in off-road operations, or may not be available on some specialized vehicles without which operations would not be practicable: • Air bags – not available on tracked vehicles used in high latitudes or on some older 4x4 designs, e.g. Land Cruiser 70 Series; • Anti-lock brakes – increase braking distances on gravel and other loose surfaces; • Side impact protection – not available on many off-road vehicles; • Under-run protection – may “hang up” on terrain.
Driver Competency	Off-road drivers shall also receive off-road driving instruction that is specific to the terrain and environment in which they will be operating.
No Alcohol or Drugs While Driving	No variation

Land Transport Subjects	Variations for Off-Road Operations
Duty, Driving and Rest Hours	No variation (To comply with legal requirements.)
Mobile Phone Use	No variation
IVMS	Where speed limiters are fitted and set to an appropriate speed limit commensurate with the ambient driving conditions, IVMS may not be required when based on a risk assessment approved by line management.
Journey management	No variation

เอกสารแนบที่ 8

เอกสารแสดงการตรวจสอบและบำรุงรักษา
เครื่องยนต์ เครื่องจักร และอุปกรณ์ผลิต

Selection field	Value
With Deletion Flag/Indicator	X
Outstanding	X
in process	X
Completed	X
Order Type	PM
From date	01.01.2025
To date	31.12.2026
Maintenance plant	2101
Room	KS
Layout	JEERAJITP

Data statistics	Number of
Records passed	281

S	Order	Type	Description	Room	UserStatus	Bsc start	Basic fin.	FunctLocDescrip.	Sched.Fin.	Created on	Changed by	Plnt	Mn.wk.ctr	System status	SCE WO
	500586157	PM	PM EL Transformer 250 KVA	KS	COMP	01.01.2025	31.01.2025	TRANSFORMER 250 KVA	01.01.2025	02.12.2024	S_BTC_PM	2101	EP1-ELEC	CLSD CNF NMAT PRC SETC	
	500586211	PM	PM EL Sucker Rod Pump	KS	COMP	01.01.2025	31.01.2025	Pumping Unit Motor	01.01.2025	02.12.2024	S_BTC_PM	2101	EP1-ELEC	CLSD CNF NMAT PRC SETC	
	500586212	PM	PM ME Sucker Rod PUMP	KS	COMP	01.01.2025	31.01.2025	Pumping Unit	01.01.2025	02.12.2024	S_BTC_PM	2101	EP1-MECH	CLSD CNF NMAT PRC SETC	
	500588588	PM	PM ME Water Injection Pump First line	KS	COMP	06.01.2025	13.01.2025	WATER INJECTION PUMP PACKAGE	06.01.2025	07.12.2024	SOMSAKC	2101	EP1-PROD	TECO CNF PRT NMAT PRC SETC	
	500588596	PM	PM PD Thief Hatch	KS	COMP	06.01.2025	13.01.2025	SITE KAMPHAENG SAEN (KS)	06.01.2025	07.12.2024	SOMSAKC	2101	EP1-PROD	TECO CNF PRT NMAT PRC SETC	
	500588598	PM	PM ME Chemical Injection Pump First line	KS	COMP	06.01.2025	13.01.2025	CHEMICAL INJECTION PUMP	06.01.2025	07.12.2024	SOMSAKC	2101	EP1-PROD	TECO CNF PRT NMAT PRC SETC	
	500588976	PM	PM ME Water Injection Pump	KS	COMP	09.01.2025	08.02.2025	WATER INJECTION PUMP PACKAGE	09.01.2025	10.12.2024	S_BTC_PM	2101	EP1-MECH	CLSD CNF NMAT PRC SETC	
	500588993	PM	PM EL Earthing Clamp	KS	COMP	09.01.2025	08.02.2025	EARTHING SYSTEM	09.01.2025	10.12.2024	S_BTC_PM	2101	EP1-ELEC	CLSD CNF NMAT PRC SETC	
	500588994	PM	PM IN Emergency Shutdown System	KS	COMP	09.01.2025	08.02.2025	EMERGENCY SHUTDOWN SYSTEM	09.01.2025	10.12.2024	S_BTC_PM	2101	EP1-INST	CLSD CNF NMAT PRC SETC	
	500588995	PM	PM IN Smoke Detector	KS	COMP	09.01.2025	08.02.2025	SMOKE DETECTOR	09.01.2025	10.12.2024	S_BTC_PM	2101	EP1-INST	CLSD CNF NMAT PRC SETC	
	500588998	PM	PM ME Water Loading Pump	KS	COMP	09.01.2025	08.02.2025	WATER LOADING PUMP	09.01.2025	10.12.2024	S_BTC_PM	2101	EP1-MECH	CLSD CNF NMAT PRC SETC	
	500588999	PM	PM ME Heat Tracer	KS	COMP	09.01.2025	08.02.2025	HEAT TRACER	09.01.2025	10.12.2024	S_BTC_PM	2101	EP1-MECH	CLSD CNF NMAT PRC SETC	
	500589003	PM	PM ME Loading Pump	KS	COMP	09.01.2025	08.02.2025	ROAD LOADING TRANSFER PUMP	09.01.2025	10.12.2024	S_BTC_PM	2101	EP1-MECH	CLSD CNF NMAT PRC SETC	
	500589004	PM	PM EL Switch Gear	KS	COMP	09.01.2025	08.02.2025	SWITCH GEAR	09.01.2025	10.12.2024	S_BTC_PM	2101	EP1-ELEC	CLSD CNF NMAT PRC SETC	
	500589008	PM	PM ME Recirculation Pump	KS	COMP	09.01.2025	08.02.2025	RECIRCULATION PUMP PACKAGE	09.01.2025	10.12.2024	S_BTC_PM	2101	EP1-MECH	CLSD CNF NMAT PRC SETC	
	500589009	PM	PM ME Chemical Injection Pump	KS	COMP	09.01.2025	08.02.2025	CHEMICAL INJECTION PUMP	09.01.2025	10.12.2024	S_BTC_PM	2101	EP1-MECH	CLSD CNF NMAT PRC SETC	
	500589705	PM	PM ME Water Injection Pump First line	KS	COMP	13.01.2025	20.01.2025	WATER INJECTION PUMP PACKAGE	13.01.2025	14.12.2024	SOMSAKC	2101	EP1-PROD	TECO CNF PRT NMAT PRC SETC	
	500589717	PM	PM PD Thief Hatch	KS	COMP	13.01.2025	20.01.2025	SITE KAMPHAENG SAEN (KS)	13.01.2025	14.12.2024	SOMSAKC	2101	EP1-PROD	TECO CNF PRT NMAT PRC SETC	
	500589722	PM	PM ME Chemical Injection Pump First line	KS	COMP	13.01.2025	20.01.2025	CHEMICAL INJECTION PUMP	13.01.2025	14.12.2024	SOMSAKC	2101	EP1-PROD	TECO CNF PRT NMAT PRC SETC	
	500591068	PM	PM ME Water Injection Pump First line	KS	COMP	20.01.2025	27.01.2025	WATER INJECTION PUMP PACKAGE	20.01.2025	21.12.2024	SOMSAKC	2101	EP1-PROD	TECO CNF PRT NMAT PRC SETC	
	500591076	PM	PM PD Thief Hatch	KS	COMP	20.01.2025	27.01.2025	SITE KAMPHAENG SAEN (KS)	20.01.2025	21.12.2024	SOMSAKC	2101	EP1-PROD	TECO CNF PRT NMAT PRC SETC	
	500591080	PM	PM ME Chemical Injection Pump First line	KS	COMP	20.01.2025	27.01.2025	CHEMICAL INJECTION PUMP	20.01.2025	21.12.2024	SOMSAKC	2101	EP1-PROD	TECO CNF PRT NMAT PRC SETC	
	500592065	PM	PM ME Water Injection Pump First line	KS	COMP	27.01.2025	03.02.2025	WATER INJECTION PUMP PACKAGE	27.01.2025	28.12.2024	SOMSAKC	2101	EP1-PROD	TECO CNF PRT NMAT PRC SETC	
	500592077	PM	PM PD Thief Hatch	KS	COMP	27.01.2025	03.02.2025	SITE KAMPHAENG SAEN (KS)	27.01.2025	28.12.2024	SOMSAKC	2101	EP1-PROD	TECO CNF PRT NMAT PRC SETC	
	500592079	PM	PM ME Chemical Injection Pump First line	KS	COMP	27.01.2025	03.02.2025	CHEMICAL INJECTION PUMP	27.01.2025	28.12.2024	SOMSAKC	2101	EP1-PROD	TECO CNF PRT NMAT PRC SETC	
	500592975	PM	PM IN Storage Tank (Produced Water)	KS	COMP	01.02.2025	03.03.2025	STORAGE TANK (PRODUCED WATER)	01.02.2025	02.01.2025	CHANONTO	2101	EP1-INST	TECO CNF PRT NMAT PRC SETC	
	500592979	PM	PM IN Storage Tank (Crude Oil)	KS	COMP	01.02.2025	03.03.2025	STORAGE TANK (CRUDE OIL)	01.02.2025	02.01.2025	CHANONTO	2101	EP1-INST	TECO CNF PRT NMAT PRC SETC	
	500592996	PM	PM IN Storage Tank (Dehydration)	KS	COMP	01.02.2025	03.03.2025	STORAGE TANK (DEHYDRATION)	01.02.2025	02.01.2025	CHANONTO	2101	EP1-INST	TECO CNF PRT NMAT PRC SETC	
	500593068	PM	PM EL Sucker Rod Pump	KS	COMP	01.02.2025	03.03.2025	Pumping Unit Motor	01.02.2025	02.01.2025	CHANONTO	2101	EP1-ELEC	TECO CNF PRT NMAT PRC SETC	
	500593069	PM	PM ME Sucker Rod PUMP	KS	COMP	01.02.2025	03.03.2025	Pumping Unit	01.02.2025	02.01.2025	CHANONTO	2101	EP1-MECH	TECO CNF PRT NMAT PRC SETC	
	500593867	PM	PM ME Water Injection Pump First line	KS	COMP	03.02.2025	10.02.2025	WATER INJECTION PUMP PACKAGE	03.02.2025	04.01.2025	SOMSAKC	2101	EP1-PROD	TECO CNF PRT NMAT PRC SETC	
	500593886	PM	PM PD Thief Hatch	KS	COMP	03.02.2025	10.02.2025	SITE KAMPHAENG SAEN (KS)	03.02.2025	04.01.2025	SOMSAKC	2101	EP1-PROD	TECO CNF PRT NMAT PRC SETC	
	500593888	PM	PM ME Chemical Injection Pump First line	KS	COMP	03.02.2025	10.02.2025	CHEMICAL INJECTION PUMP	03.02.2025	04.01.2025	SOMSAKC	2101	EP1-PROD	TECO CNF PRT NMAT PRC SETC	
	500597368	PM	PM ME Water Injection Pump	KS	COMP	09.02.2025	11.03.2025	WATER INJECTION PUMP PACKAGE	09.02.2025	10.01.2025	CHANONTO	2101	EP1-MECH	TECO CNF PRT NMAT PRC SETC	
	500597379	PM	PM EL Earthing Clamp	KS	COMP	09.02.2025	11.03.2025	EARTHING SYSTEM	09.02.2025	10.01.2025	CHANONTO	2101	EP1-ELEC	TECO CNF PRT NMAT PRC SETC	
	500597380	PM	PM IN Emergency Shutdown System	KS	COMP	09.02.2025	11.03.2025	EMERGENCY SHUTDOWN SYSTEM	09.02.2025	10.01.2025	CHANONTO	2101	EP1-INST	TECO CNF PRT NMAT PRC SETC	
	500597381	PM	PM IN Smoke Detector	KS	COMP	09.02.2025	11.03.2025	SMOKE DETECTOR	09.02.2025	10.01.2025	CHANONTO	2101	EP1-INST	TECO CNF PRT NMAT PRC SETC	
	500597383	PM	PM ME Water Loading Pump	KS	COMP	09.02.2025	11.03.2025	WATER LOADING PUMP	09.02.2025	10.01.2025	CHANONTO	2101	EP1-MECH	TECO CNF PRT NMAT PRC SETC	
	500597384	PM	PM ME Heat Tracer	KS	COMP	09.02.2025	11.03.2025	HEAT TRACER	09.02.2025	10.01.2025	CHANONTO	2101	EP1-MECH	TECO CNF PRT NMAT PRC SETC	
	500597388	PM	PM ME Loading Pump	KS	COMP	09.02.2025	11.03.2025	ROAD LOADING TRANSFER PUMP	09.02.2025	10.01.2025	CHANONTO	2101	EP1-MECH	TECO CNF PRT NMAT PRC SETC	
	500597392	PM	PM ME Recirculation Pump	KS	COMP	09.02.2025	11.03.2025	RECIRCULATION PUMP PACKAGE	09.02.2025	10.01.2025	CHANONTO	2101	EP1-MECH	TECO CNF PRT NMAT PRC SETC	
	500597393	PM	PM ME Chemical Injection Pump	KS	COMP	09.02.2025	11.03.2025	CHEMICAL INJECTION PUMP	09.02.2025	10.01.2025	CHANONTO	2101	EP1-MECH	TECO CNF PRT NMAT PRC SETC	
	500597517	PM	PM ME Water Injection Pump First line	KS	COMP	10.02.2025	17.02.2025	WATER INJECTION PUMP PACKAGE	10.02.2025	11.01.2025	SOMSAKC	2101	EP1-PROD	TECO CNF PRT NMAT PRC SETC	
	500597530	PM	PM PD Thief Hatch	KS	COMP	10.02.2025	17.02.2025	SITE KAMPHAENG SAEN (KS)	10.02.2025	11.01.2025	SOMSAKC	2101	EP1-PROD	TECO CNF PRT NMAT PRC SETC	
	500597533	PM	PM ME Chemical Injection Pump First line	KS	COMP	10.02.2025	17.02.2025	CHEMICAL INJECTION PUMP	10.02.2025	11.01.2025	SOMSAKC	2101	EP1-PROD	TECO CNF PRT NMAT PRC SETC	
	500598679	PM	PM ME Water Injection Pump First line	KS	COMP	17.02.2025	24.02.2025	WATER INJECTION PUMP PACKAGE	17.02.2025	18.01.2025	SOMSAKC	2101	EP1-PROD	TECO CNF PRT NMAT PRC SETC	
	500598687	PM	PM PD Thief Hatch	KS	COMP	17.02.2025	24.02.2025	SITE KAMPHAENG SAEN (KS)	17.02.2025	18.01.2025	SOMSAKC	2101	EP1-PROD	TECO CNF PRT NMAT PRC SETC	
	500598690	PM	PM ME Chemical Injection Pump First line	KS	COMP	17.02.2025	24.02.2025	CHEMICAL INJECTION PUMP	17.02.2025	18.01.2025	SOMSAKC	2101	EP1-PROD	TECO CNF PRT NMAT PRC SETC	
	500600017	PM	PM ME Water Injection Pump First line	KS	COMP	24.02.2025	03.03.2025	WATER INJECTION PUMP PACKAGE	24.02.2025	25.01.2025	SOMSAKC	2101	EP1-PROD	TECO CNF PRT NMAT PRC SETC	
	500600024	PM	PM PD Thief Hatch	KS	COMP	24.02.2025	03.03.2025	SITE KAMPHAENG SAEN (KS)	24.02.2025	25.01.2025	SOMSAKC	2101	EP1-PROD	TECO CNF PRT NMAT PRC SETC	
	500600030	PM	PM ME Chemical Injection Pump First line	KS	COMP	24.02.2025	03.03.2025	CHEMICAL INJECTION PUMP	24.02.2025	25.01.2025	SOMSAKC	2101	EP1-PROD	TECO CNF PRT NMAT PRC SETC	
	500600807	PM	PM ME Process Valve	KS	COMP	01.03.2025	31.03.2025	SITE KAMPHAENG SAEN (KS)	01.03.2025	30.01.2025	CHANONTO	2101	EP1-MECH	TECO CNF PRT NMAT PRC SETC	
	500600835	PM	PM ME Sucker Rod PUMP	KS	COMP	01.03.2025	31.03.2025	Pumping Unit	01.03.2025	30.01.2025	CHANONTO	2101	EP1-MECH	TECO CNF PRT NMAT PRC SETC	
	500601705	PM	PM ME Water Injection Pump First line	KS	COMP	03.03.2025	10.03.2025	WATER INJECTION PUMP PACKAGE	03.03.2025	01.02.2025	SOMSAKC	2101	EP1-PROD	TECO CNF PRT NMAT PRC SETC	
	500601713	PM	PM PD Thief Hatch	KS	COMP	03.03.2025	10.03.2025	SITE KAMPHAENG SAEN (KS)	03.03.2025	01.02.2025	SOMSAKC	2101	EP1-PROD	TECO CNF PRT NMAT PRC SETC	
	500601716	PM	PM ME Chemical Injection Pump First line	KS	COMP	03.03.2025	10.03.2025	CHEMICAL INJECTION PUMP	03.03.2025	01.02.2025	SOMSAKC	2101	EP1-PROD	TECO CNF PRT NMAT PRC SETC	
	500603193	PM	PM ME Water Injection Pump	KS	COMP	09.03.2025	08.04.2025	WATER INJECTION PUMP PACKAGE	09.03.2025	07.02.2025	CHANONTO	2101	EP1-MECH	TECO CNF PRT NMAT PRC SETC	
	500603208	PM	PM EL Earthing Clamp	KS	COMP	09.03.2025	08.04.2025	EARTHING SYSTEM	09.03.2025	07.02.2025	CHANONTO	2101	EP1-ELEC	TECO CNF PRT NMAT PRC SETC	
	500603209	PM	PM IN Emergency Shutdown System	KS	COMP	09.03.2025	08.04.2025	EMERGENCY SHUTDOWN SYSTEM	09.03.2025	07.02.2025	CHANONTO	2101	EP1-INST	TECO CNF PRT NMAT PRC SETC	
	500603210	PM	PM IN Smoke Detector	KS	COMP	09.03.2025	08.04.2025	SMOKE DETECTOR	09.03.2025	07.02.2025	CHANONTO	2101	EP1-INST	TECO CNF PRT NMAT PRC SETC	

S	Order	Type	Description	Room	UserStatus	Bsc start	Basic fin.	FunctLocDescrip.	Sched.Fin.	Created on	Changed by	Plnt	Mn.wk.ctr	System status	SCE WO
	500603212	PM	PM ME Water Loading Pump	KS	COMP	09.03.2025	08.04.2025	WATER LOADING PUMP	09.03.2025	07.02.2025	CHANONTO	2101	EP1-MECH	TECO CNF PRT NMAT PRC SETC	
	500603213	PM	PM ME Heat Tracer	KS	COMP	09.03.2025	08.04.2025	HEAT TRACER	09.03.2025	07.02.2025	CHANONTO	2101	EP1-MECH	TECO CNF PRT NMAT PRC SETC	
	500603217	PM	PM ME Loading Pump	KS	COMP	09.03.2025	08.04.2025	ROAD LOADING TRANSFER PUMP	09.03.2025	07.02.2025	CHANONTO	2101	EP1-MECH	TECO CNF PRT NMAT PRC SETC	
	500603221	PM	PM ME Recirculation Pump	KS	COMP	09.03.2025	08.04.2025	RECIRCULATION PUMP PACKAGE	09.03.2025	07.02.2025	CHANONTO	2101	EP1-MECH	TECO CNF PRT NMAT PRC SETC	
	500603222	PM	PM ME Chemical Injection Pump	KS	COMP	09.03.2025	08.04.2025	CHEMICAL INJECTION PUMP	09.03.2025	07.02.2025	CHANONTO	2101	EP1-MECH	TECO CNF PRT NMAT PRC SETC	
	500603347	PM	PM ME Water Injection Pump First line	KS	COMP	10.03.2025	17.03.2025	WATER INJECTION PUMP PACKAGE	10.03.2025	08.02.2025	SOMSAKC	2101	EP1-PROD	TECO CNF PRT NMAT PRC SETC	
	500603362	PM	PM PD Thief Hatch	KS	COMP	10.03.2025	17.03.2025	SITE KAMPHAENG SAEN (KS)	10.03.2025	08.02.2025	SOMSAKC	2101	EP1-PROD	TECO CNF PRT NMAT PRC SETC	
	500603364	PM	PM ME Chemical Injection Pump First line	KS	COMP	10.03.2025	17.03.2025	CHEMICAL INJECTION PUMP	10.03.2025	08.02.2025	SOMSAKC	2101	EP1-PROD	TECO CNF PRT NMAT PRC SETC	
	500604267	PM	PM ME Water Injection Pump First line	KS	COMP	17.03.2025	24.03.2025	WATER INJECTION PUMP PACKAGE	17.03.2025	15.02.2025	SOMSAKC	2101	EP1-PROD	TECO CNF PRT NMAT PRC SETC	
	500604274	PM	PM PD Thief Hatch	KS	COMP	17.03.2025	24.03.2025	SITE KAMPHAENG SAEN (KS)	17.03.2025	15.02.2025	SOMSAKC	2101	EP1-PROD	TECO CNF PRT NMAT PRC SETC	
	500604276	PM	PM ME Chemical Injection Pump First line	KS	COMP	17.03.2025	24.03.2025	CHEMICAL INJECTION PUMP	17.03.2025	15.02.2025	SOMSAKC	2101	EP1-PROD	TECO CNF PRT NMAT PRC SETC	
	500605389	PM	PM ME Water Injection Pump First line	KS	COMP	24.03.2025	31.03.2025	WATER INJECTION PUMP PACKAGE	24.03.2025	22.02.2025	SOMSAKC	2101	EP1-PROD	TECO CNF PRT NMAT PRC SETC	
	500605396	PM	PM PD Thief Hatch	KS	COMP	24.03.2025	31.03.2025	SITE KAMPHAENG SAEN (KS)	24.03.2025	22.02.2025	SOMSAKC	2101	EP1-PROD	TECO CNF PRT NMAT PRC SETC	
	500605398	PM	PM ME Chemical Injection Pump First line	KS	COMP	24.03.2025	31.03.2025	CHEMICAL INJECTION PUMP	24.03.2025	22.02.2025	SOMSAKC	2101	EP1-PROD	TECO CNF PRT NMAT PRC SETC	
	500606350	PM	PM ME Water Injection Pump First line	KS	COMP	31.03.2025	07.04.2025	WATER INJECTION PUMP PACKAGE	31.03.2025	01.03.2025	SOMSAKC	2101	EP1-PROD	TECO CNF PRT NMAT PRC SETC	
	500606356	PM	PM PD Thief Hatch	KS	COMP	31.03.2025	07.04.2025	SITE KAMPHAENG SAEN (KS)	31.03.2025	01.03.2025	SOMSAKC	2101	EP1-PROD	TECO CNF PRT NMAT PRC SETC	
	500606359	PM	PM ME Chemical Injection Pump First line	KS	COMP	31.03.2025	07.04.2025	CHEMICAL INJECTION PUMP	31.03.2025	01.03.2025	SOMSAKC	2101	EP1-PROD	TECO CNF PRT NMAT PRC SETC	
	500606413	PM	PM EL Lighting and Small Power System	KS	COMP	01.04.2025	01.05.2025	LIGHTING AND SMALL POWER SYSTEM	01.04.2025	02.03.2025	PANUWATN	2101	EP1-ELEC	TECO CNF NMAT PRC SETC	
	500606415	PM	PM EL Earthing Pits	KS	COMP	01.04.2025	01.05.2025	EARTHING SYSTEM	01.04.2025	02.03.2025	CHANONTO	2101	EP1-ELEC	TECO CNF PRT NMAT PRC SETC	
	500606454	PM	PM IN PSV Campaign	KS	CNCL	01.04.2025	30.06.2025	Pressure Safety Valve	01.04.2025	02.03.2025	JEERAJITR	2101	EP1-INST	CRTD NMAT PRC	
	500606464	PM	PM EL Sucker Rod Pump	KS	COMP	01.04.2025	01.05.2025	Pumping Unit Motor	01.04.2025	02.03.2025	CHANONTO	2101	EP1-ELEC	TECO CNF PRT NMAT PRC SETC	
	500606465	PM	PM ME Sucker Rod PUMP	KS	COMP	01.04.2025	01.05.2025	Pumping Unit	01.04.2025	02.03.2025	CHANONTO	2101	EP1-MECH	TECO CNF GMPS MACM PPRT PRC SETC	
	500608223	PM	PM ME Water Injection Pump First line	KS	COMP	07.04.2025	14.04.2025	WATER INJECTION PUMP PACKAGE	07.04.2025	08.03.2025	SOMSAKC	2101	EP1-PROD	TECO CNF PRT NMAT PRC SETC	
	500608229	PM	PM PD Thief Hatch	KS	COMP	07.04.2025	14.04.2025	SITE KAMPHAENG SAEN (KS)	07.04.2025	08.03.2025	SOMSAKC	2101	EP1-PROD	TECO CNF PRT NMAT PRC SETC	
	500608231	PM	PM ME Chemical Injection Pump First line	KS	COMP	07.04.2025	14.04.2025	CHEMICAL INJECTION PUMP	07.04.2025	08.03.2025	SOMSAKC	2101	EP1-PROD	TECO CNF PRT NMAT PRC SETC	
	500608382	PM	PM ME Water Injection Pump	KS	COMP	09.04.2025	09.05.2025	WATER INJECTION PUMP PACKAGE	09.04.2025	10.03.2025	CHANONTO	2101	EP1-MECH	TECO CNF PRT NMAT PRC SETC	
	500608400	PM	PM EL Earthing Clamp	KS	COMP	09.04.2025	09.05.2025	EARTHING SYSTEM	09.04.2025	10.03.2025	CHANONTO	2101	EP1-ELEC	TECO CNF PRT NMAT PRC SETC	
	500608401	PM	PM IN Emergency Shutdown System	KS	COMP	09.04.2025	09.05.2025	EMERGENCY SHUTDOWN SYSTEM	09.04.2025	10.03.2025	CHANONTO	2101	EP1-INST	TECO CNF PRT NMAT PRC SETC	
	500608402	PM	PM IN Smoke Detector	KS	COMP	09.04.2025	09.05.2025	SMOKE DETECTOR	09.04.2025	10.03.2025	CHANONTO	2101	EP1-INST	TECO CNF PRT NMAT PRC SETC	
	500608405	PM	PM ME Water Loading Pump	KS	COMP	09.04.2025	09.05.2025	WATER LOADING PUMP	09.04.2025	10.03.2025	CHANONTO	2101	EP1-MECH	TECO CNF PRT NMAT PRC SETC	
	500608406	PM	PM ME Heat Tracer	KS	COMP	09.04.2025	09.05.2025	HEAT TRACER	09.04.2025	10.03.2025	CHANONTO	2101	EP1-MECH	TECO CNF PRT NMAT PRC SETC	
	500608410	PM	PM ME Loading Pump	KS	COMP	09.04.2025	09.05.2025	ROAD LOADING TRANSFER PUMP	09.04.2025	10.03.2025	CHANONTO	2101	EP1-MECH	TECO CNF PRT NMAT PRC SETC	
	500608411	PM	PM EL Switch Gear	KS	COMP	09.04.2025	09.05.2025	SWITCH GEAR	09.04.2025	10.03.2025	CHANONTO	2101	EP1-ELEC	TECO CNF PRT NMAT PRC SETC	
	500608415	PM	PM ME Recirculation Pump	KS	COMP	09.04.2025	09.05.2025	RECIRCULATION PUMP PACKAGE	09.04.2025	10.03.2025	CHANONTO	2101	EP1-MECH	TECO CNF PRT NMAT PRC SETC	
	500608416	PM	PM ME Chemical Injection Pump	KS	COMP	09.04.2025	09.05.2025	CHEMICAL INJECTION PUMP	09.04.2025	10.03.2025	CHANONTO	2101	EP1-MECH	TECO CNF PRT NMAT PRC SETC	
	500609131	PM	PM ME Water Injection Pump First line	KS	COMP	14.04.2025	21.04.2025	WATER INJECTION PUMP PACKAGE	14.04.2025	15.03.2025	SOMSAKC	2101	EP1-PROD	TECO CNF PRT NMAT PRC SETC	
	500609140	PM	PM PD Thief Hatch	KS	COMP	14.04.2025	21.04.2025	SITE KAMPHAENG SAEN (KS)	14.04.2025	15.03.2025	SOMSAKC	2101	EP1-PROD	TECO CNF PRT NMAT PRC SETC	
	500609142	PM	PM ME Chemical Injection Pump First line	KS	COMP	14.04.2025	21.04.2025	CHEMICAL INJECTION PUMP	14.04.2025	15.03.2025	SOMSAKC	2101	EP1-PROD	TECO CNF PRT NMAT PRC SETC	
	500610164	PM	PM ME Water Injection Pump First line	KS	COMP	21.04.2025	28.04.2025	WATER INJECTION PUMP PACKAGE	21.04.2025	22.03.2025	SOMSAKC	2101	EP1-PROD	TECO CNF PRT NMAT PRC SETC	
	500610171	PM	PM PD Thief Hatch	KS	COMP	21.04.2025	28.04.2025	SITE KAMPHAENG SAEN (KS)	21.04.2025	22.03.2025	SOMSAKC	2101	EP1-PROD	TECO CNF PRT NMAT PRC SETC	
	500610173	PM	PM ME Chemical Injection Pump First line	KS	COMP	21.04.2025	28.04.2025	CHEMICAL INJECTION PUMP	21.04.2025	22.03.2025	SOMSAKC	2101	EP1-PROD	TECO CNF PRT NMAT PRC SETC	
	500611200	PM	PM ME Water Injection Pump First line	KS	COMP	28.04.2025	05.05.2025	WATER INJECTION PUMP PACKAGE	28.04.2025	29.03.2025	SOMSAKC	2101	EP1-PROD	TECO CNF PRT NMAT PRC SETC	
	500611212	PM	PM PD Thief Hatch	KS	COMP	28.04.2025	05.05.2025	SITE KAMPHAENG SAEN (KS)	28.04.2025	29.03.2025	SOMSAKC	2101	EP1-PROD	TECO CNF PRT NMAT PRC SETC	
	500611214	PM	PM ME Chemical Injection Pump First line	KS	COMP	28.04.2025	05.05.2025	CHEMICAL INJECTION PUMP	28.04.2025	29.03.2025	SOMSAKC	2101	EP1-PROD	TECO CNF PRT NMAT PRC SETC	
	500611533	PM	PM EL Sucker Rod Pump	KS	COMP	01.05.2025	31.05.2025	Pumping Unit Motor	01.05.2025	01.04.2025	CHANONTO	2101	EP1-ELEC	TECO CNF PRT NMAT PRC SETC	
	500611534	PM	PM ME Sucker Rod PUMP	KS	COMP	01.05.2025	31.05.2025	Pumping Unit	01.05.2025	01.04.2025	CHANONTO	2101	EP1-MECH	TECO CNF PRT NMAT PRC SETC	
	500613008	PM	PM ME Water Injection Pump First line	KS	COMP	05.05.2025	12.05.2025	WATER INJECTION PUMP PACKAGE	05.05.2025	05.04.2025	SOMSAKC	2101	EP1-PROD	TECO CNF PRT NMAT PRC SETC	
	500613020	PM	PM PD Thief Hatch	KS	COMP	05.05.2025	12.05.2025	SITE KAMPHAENG SAEN (KS)	05.05.2025	05.04.2025	SOMSAKC	2101	EP1-PROD	TECO CNF PRT NMAT PRC SETC	
	500613022	PM	PM ME Chemical Injection Pump First line	KS	COMP	05.05.2025	12.05.2025	CHEMICAL INJECTION PUMP	05.05.2025	05.04.2025	SOMSAKC	2101	EP1-PROD	TECO CNF PRT NMAT PRC SETC	
	500614681	PM	PM ME Water Injection Pump	KS	COMP	09.05.2025	08.06.2025	WATER INJECTION PUMP PACKAGE	09.05.2025	09.04.2025	CHANONTO	2101	EP1-MECH	TECO CNF PRT NMAT PRC SETC	
	500614692	PM	PM EL Earthing Clamp	KS	COMP	09.05.2025	08.06.2025	EARTHING SYSTEM	09.05.2025	09.04.2025	CHANONTO	2101	EP1-ELEC	TECO CNF PRT NMAT PRC SETC	
	500614693	PM	PM IN Emergency Shutdown System	KS	COMP	09.05.2025	08.06.2025	EMERGENCY SHUTDOWN SYSTEM	09.05.2025	09.04.2025	CHANONTO	2101	EP1-INST	TECO CNF PRT NMAT PRC SETC	
	500614694	PM	PM IN Smoke Detector	KS	CNCL	09.05.2025	08.06.2025	SMOKE DETECTOR	09.05.2025	09.04.2025	CHANONTO	2101	EP1-INST	CRTD NMAT PRC	
	500614697	PM	PM ME Water Loading Pump	KS	COMP	09.05.2025	08.06.2025	WATER LOADING PUMP	09.05.2025	09.04.2025	CHANONTO	2101	EP1-MECH	TECO CNF PRT NMAT PRC SETC	
	500614698	PM	PM ME Heat Tracer	KS	COMP	09.05.2025	08.06.2025	HEAT TRACER	09.05.2025	09.04.2025	CHANONTO	2101	EP1-MECH	TECO CNF PRT NMAT PRC SETC	
	500614702	PM	PM ME Loading Pump	KS	COMP	09.05.2025	08.06.2025	ROAD LOADING TRANSFER PUMP	09.05.2025	09.04.2025	CHANONTO	2101	EP1-MECH	TECO CNF PRT NMAT PRC SETC	
	500614706	PM	PM ME Recirculation Pump	KS	COMP	09.05.2025	08.06.2025	RECIRCULATION PUMP PACKAGE	09.05.2025	09.04.2025	CHANONTO	2101	EP1-MECH	TECO CNF PRT NMAT PRC SETC	
	500614707	PM	PM ME Chemical Injection Pump	KS	COMP	09.05.2025	08.06.2025	CHEMICAL INJECTION PUMP	09.05.2025	09.04.2025	CHANONTO	2101	EP1-MECH	TECO CNF PRT NMAT PRC SETC	
	500615077	PM	PM ME Water Injection Pump First line	KS	COMP	12.05.2025	19.05.2025	WATER INJECTION PUMP PACKAGE	12.05.2025	12.04.2025	SOMSAKC	2101	EP1-PROD	TECO CNF PRT NMAT PRC SETC	
	500615084	PM	PM PD Thief Hatch	KS	COMP	12.05.2025	19.05.2025	SITE KAMPHAENG SAEN (KS)	12.05.2025	12.04.2025	SOMSAKC	2101	EP1-PROD	TECO CNF PRT NMAT PRC SETC	

S	Order	Type	Description	Room	UserStatus	Bsc start	Basic fin.	FunctLocDescrip.	Sched.Fin.	Created on	Changed by	Plnt	Mn.wk.ctr	System status	SCE WO
	500615086	PM	PM ME Chemical Injection Pump First line	KS	COMP	12.05.2025	19.05.2025	CHEMICAL INJECTION PUMP	12.05.2025	12.04.2025	SOMSAKC	2101	EP1-PROD	TECO CNF PRT NMAT PRC SETC	
	500616478	PM	PM ME Water Injection Pump First line	KS	COMP	19.05.2025	26.05.2025	WATER INJECTION PUMP PACKAGE	19.05.2025	19.04.2025	SOMSAKC	2101	EP1-PROD	TECO CNF PRT NMAT PRC SETC	
	500616484	PM	PM PD Thief Hatch	KS	COMP	19.05.2025	26.05.2025	SITE KAMPHAENG SAEN (KS)	19.05.2025	19.04.2025	SOMSAKC	2101	EP1-PROD	TECO CNF PRT NMAT PRC SETC	
	500616486	PM	PM ME Chemical Injection Pump First line	KS	COMP	19.05.2025	26.05.2025	CHEMICAL INJECTION PUMP	19.05.2025	19.04.2025	SOMSAKC	2101	EP1-PROD	TECO CNF PRT NMAT PRC SETC	
	500617446	PM	PM ME Water Injection Pump First line	KS	COMP	26.05.2025	02.06.2025	WATER INJECTION PUMP PACKAGE	26.05.2025	26.04.2025	SOMSAKC	2101	EP1-PROD	TECO CNF PRT NMAT PRC SETC	
	500617457	PM	PM PD Thief Hatch	KS	COMP	26.05.2025	02.06.2025	SITE KAMPHAENG SAEN (KS)	26.05.2025	26.04.2025	SOMSAKC	2101	EP1-PROD	TECO CNF PRT NMAT PRC SETC	
	500617461	PM	PM ME Chemical Injection Pump First line	KS	COMP	26.05.2025	02.06.2025	CHEMICAL INJECTION PUMP	26.05.2025	26.04.2025	SOMSAKC	2101	EP1-PROD	TECO CNF PRT NMAT PRC SETC	
	500618196	PM	PM ME Process Valve	KS	COMP	01.06.2025	01.07.2025	SITE KAMPHAENG SAEN (KS)	01.06.2025	02.05.2025	CHANONTO	2101	EP1-MECH	TECO CNF PRT NMAT PRC SETC	
	500618243	PM	PM EL Sucker Rod Pump	KS	COMP	01.06.2025	01.07.2025	Pumping Unit Motor	01.06.2025	02.05.2025	CHANONTO	2101	EP1-ELEC	TECO CNF PRT NMAT PRC SETC	
	500618244	PM	PM ME Sucker Rod PUMP	KS	COMP	01.06.2025	01.07.2025	Pumping Unit	01.06.2025	02.05.2025	CHANONTO	2101	EP1-MECH	TECO CNF PRT NMAT PRC SETC	
	500618438	PM	PM ME Water Injection Pump First line	KS	COMP	02.06.2025	09.06.2025	WATER INJECTION PUMP PACKAGE	02.06.2025	03.05.2025	SOMSAKC	2101	EP1-PROD	TECO CNF PRT NMAT PRC SETC	
	500618449	PM	PM PD Thief Hatch	KS	COMP	02.06.2025	09.06.2025	SITE KAMPHAENG SAEN (KS)	02.06.2025	03.05.2025	SOMSAKC	2101	EP1-PROD	TECO CNF PRT NMAT PRC SETC	
	500618451	PM	PM ME Chemical Injection Pump First line	KS	COMP	02.06.2025	09.06.2025	CHEMICAL INJECTION PUMP	02.06.2025	03.05.2025	SOMSAKC	2101	EP1-PROD	TECO CNF PRT NMAT PRC SETC	
	500620808	PM	PM ME Water Injection Pump First line	KS	COMP	09.06.2025	16.06.2025	WATER INJECTION PUMP PACKAGE	09.06.2025	10.05.2025	SOMSAKC	2101	EP1-PROD	TECO CNF PRT NMAT PRC SETC	
	500620809	PM	PM ME Water Injection Pump	KS	COMP	09.06.2025	09.07.2025	WATER INJECTION PUMP PACKAGE	09.06.2025	10.05.2025	CHANONTO	2101	EP1-MECH	TECO CNF PRT NMAT PRC SETC	
	500620828	PM	PM EL Earthing Clamp	KS	COMP	09.06.2025	09.07.2025	EARTHING SYSTEM	09.06.2025	10.05.2025	CHANONTO	2101	EP1-ELEC	TECO CNF PRT NMAT PRC SETC	
	500620829	PM	PM IN Emergency Shutdown System	KS	COMP	09.06.2025	09.07.2025	EMERGENCY SHUTDOWN SYSTEM	09.06.2025	10.05.2025	CHANONTO	2101	EP1-INST	TECO CNF PRT NMAT PRC SETC	
	500620830	PM	PM IN Smoke Detector	KS	COMP	09.06.2025	09.07.2025	SMOKE DETECTOR	09.06.2025	10.05.2025	CHANONTO	2101	EP1-INST	TECO CNF PRT NMAT PRC SETC	
	500620831	PM	PM PD Thief Hatch	KS	COMP	09.06.2025	16.06.2025	SITE KAMPHAENG SAEN (KS)	09.06.2025	10.05.2025	SOMSAKC	2101	EP1-PROD	TECO CNF PRT NMAT PRC SETC	
	500620834	PM	PM ME Water Loading Pump	KS	COMP	09.06.2025	09.07.2025	WATER LOADING PUMP	09.06.2025	10.05.2025	CHANONTO	2101	EP1-MECH	TECO CNF PRT NMAT PRC SETC	
	500620835	PM	PM ME Chemical Injection Pump First line	KS	COMP	09.06.2025	16.06.2025	CHEMICAL INJECTION PUMP	09.06.2025	10.05.2025	SOMSAKC	2101	EP1-PROD	TECO CNF PRT NMAT PRC SETC	
	500620836	PM	PM ME Heat Tracer	KS	COMP	09.06.2025	09.07.2025	HEAT TRACER	09.06.2025	10.05.2025	CHANONTO	2101	EP1-MECH	TECO CNF PRT NMAT PRC SETC	
	500620841	PM	PM ME Loading Pump	KS	COMP	09.06.2025	09.07.2025	ROAD LOADING TRANSFER PUMP	09.06.2025	10.05.2025	CHANONTO	2101	EP1-MECH	TECO CNF PRT NMAT PRC SETC	
	500620845	PM	PM ME Recirculation Pump	KS	COMP	09.06.2025	09.07.2025	RECIRCULATION PUMP PACKAGE	09.06.2025	10.05.2025	CHANONTO	2101	EP1-MECH	TECO CNF PRT NMAT PRC SETC	
	500620846	PM	PM ME Chemical Injection Pump	KS	COMP	09.06.2025	09.07.2025	CHEMICAL INJECTION PUMP	09.06.2025	10.05.2025	CHANONTO	2101	EP1-MECH	TECO CNF PRT NMAT PRC SETC	
	500621790	PM	PM ME Water Injection Pump First line	KS	COMP	16.06.2025	23.06.2025	WATER INJECTION PUMP PACKAGE	16.06.2025	17.05.2025	SOMSAKC	2101	EP1-PROD	TECO CNF PRT NMAT PRC SETC	
	500621804	PM	PM PD Thief Hatch	KS	COMP	16.06.2025	23.06.2025	SITE KAMPHAENG SAEN (KS)	16.06.2025	17.05.2025	SOMSAKC	2101	EP1-PROD	TECO CNF PRT NMAT PRC SETC	
	500621806	PM	PM ME Chemical Injection Pump First line	KS	COMP	16.06.2025	23.06.2025	CHEMICAL INJECTION PUMP	16.06.2025	17.05.2025	SOMSAKC	2101	EP1-PROD	TECO CNF PRT NMAT PRC SETC	
	500622974	PM	PM ME Water Injection Pump First line	KS	COMP	23.06.2025	30.06.2025	WATER INJECTION PUMP PACKAGE	23.06.2025	24.05.2025	SOMSAKC	2101	EP1-PROD	TECO CNF PRT NMAT PRC SETC	
	500622984	PM	PM PD Thief Hatch	KS	COMP	23.06.2025	30.06.2025	SITE KAMPHAENG SAEN (KS)	23.06.2025	24.05.2025	SOMSAKC	2101	EP1-PROD	TECO CNF PRT NMAT PRC SETC	
	500622986	PM	PM ME Chemical Injection Pump First line	KS	COMP	23.06.2025	30.06.2025	CHEMICAL INJECTION PUMP	23.06.2025	24.05.2025	SOMSAKC	2101	EP1-PROD	TECO CNF PRT NMAT PRC SETC	
	500624321	PM	PM ME Water Injection Pump First line	KS	COMP	30.06.2025	07.07.2025	WATER INJECTION PUMP PACKAGE	30.06.2025	31.05.2025	SOMSAKC	2101	EP1-PROD	TECO CNF PRT NMAT PRC SETC	
	500624329	PM	PM PD Thief Hatch	KS	COMP	30.06.2025	07.07.2025	SITE KAMPHAENG SAEN (KS)	30.06.2025	31.05.2025	SOMSAKC	2101	EP1-PROD	TECO CNF PRT NMAT PRC SETC	
	500624331	PM	PM ME Chemical Injection Pump First line	KS	COMP	30.06.2025	07.07.2025	CHEMICAL INJECTION PUMP	30.06.2025	31.05.2025	SOMSAKC	2101	EP1-PROD	TECO CNF PRT NMAT PRC SETC	
	500624476	PM	PM EL Sucker Rod Pump	KS	COMP	01.07.2025	31.07.2025	Pumping Unit Motor	01.07.2025	01.06.2025	PANUWATN	2101	EP1-ELEC	TECO CNF NMAT PRC SETC	
	500624477	PM	PM ME Sucker Rod PUMP	KS	COMP	01.07.2025	31.07.2025	Pumping Unit	01.07.2025	01.06.2025	PANUWATN	2101	EP1-MECH	TECO CNF GMPS MACM PRC SETC	
	500626301	PM	PM ME Water Injection Pump First line	KS	COMP	07.07.2025	14.07.2025	WATER INJECTION PUMP PACKAGE	07.07.2025	07.06.2025	SOMSAKC	2101	EP1-PROD	TECO CNF PRT NMAT PRC SETC	
	500626313	PM	PM PD Thief Hatch	KS	COMP	07.07.2025	14.07.2025	SITE KAMPHAENG SAEN (KS)	07.07.2025	07.06.2025	SOMSAKC	2101	EP1-PROD	TECO CNF PRT NMAT PRC SETC	
	500626318	PM	PM ME Chemical Injection Pump First line	KS	COMP	07.07.2025	14.07.2025	CHEMICAL INJECTION PUMP	07.07.2025	07.06.2025	SOMSAKC	2101	EP1-PROD	TECO CNF PRT NMAT PRC SETC	
	500626585	PM	PM ME Water Injection Pump	KS	COMP	09.07.2025	08.08.2025	WATER INJECTION PUMP PACKAGE	09.07.2025	09.06.2025	CHANONTO	2101	EP1-MECH	TECO CNF NMAT PRC SETC	
	500626603	PM	PM EL Earthing Clamp	KS	COMP	09.07.2025	08.08.2025	EARTHING SYSTEM	09.07.2025	09.06.2025	CHANONTO	2101	EP1-ELEC	TECO CNF NMAT PRC SETC	
	500626605	PM	PM IN Emergency Shutdown System	KS	COMP	09.07.2025	08.08.2025	EMERGENCY SHUTDOWN SYSTEM	09.07.2025	09.06.2025	CHANONTO	2101	EP1-INST	TECO CNF NMAT PRC SETC	
	500626606	PM	PM IN Smoke Detector	KS	COMP	09.07.2025	08.08.2025	SMOKE DETECTOR	09.07.2025	09.06.2025	CHANONTO	2101	EP1-INST	TECO CNF NMAT PRC SETC	
	500626609	PM	PM ME Water Loading Pump	KS	COMP	09.07.2025	08.08.2025	WATER LOADING PUMP	09.07.2025	09.06.2025	PANUWATN	2101	EP1-MECH	TECO CNF NMAT PRC SETC	
	500626610	PM	PM ME Heat Tracer	KS	COMP	09.07.2025	08.08.2025	HEAT TRACER	09.07.2025	09.06.2025	PANUWATN	2101	EP1-MECH	TECO CNF NMAT PRC SETC	
	500626614	PM	PM ME Loading Pump	KS	COMP	09.07.2025	08.08.2025	ROAD LOADING TRANSFER PUMP	09.07.2025	09.06.2025	PANUWATN	2101	EP1-MECH	TECO CNF NMAT PRC SETC	
	500626615	PM	PM EL Switch Gear	KS	COMP	09.07.2025	08.08.2025	SWITCH GEAR	09.07.2025	09.06.2025	PANUWATN	2101	EP1-ELEC	TECO CNF NMAT PRC SETC	
	500626619	PM	PM ME Recirculation Pump	KS	COMP	09.07.2025	08.08.2025	RECIRCULATION PUMP PACKAGE	09.07.2025	09.06.2025	PANUWATN	2101	EP1-MECH	TECO CNF NMAT PRC SETC	
	500626620	PM	PM ME Chemical Injection Pump	KS	COMP	09.07.2025	08.08.2025	CHEMICAL INJECTION PUMP	09.07.2025	09.06.2025	PANUWATN	2101	EP1-MECH	TECO CNF NMAT PRC SETC	
	500627414	PM	PM ME Water Injection Pump First line	KS	COMP	14.07.2025	21.07.2025	WATER INJECTION PUMP PACKAGE	14.07.2025	14.06.2025	SOMSAKC	2101	EP1-PROD	TECO CNF PRT NMAT PRC SETC	
	500627421	PM	PM PD Thief Hatch	KS	COMP	14.07.2025	21.07.2025	SITE KAMPHAENG SAEN (KS)	14.07.2025	14.06.2025	SOMSAKC	2101	EP1-PROD	TECO CNF PRT NMAT PRC SETC	
	500627423	PM	PM ME Chemical Injection Pump First line	KS	COMP	14.07.2025	21.07.2025	CHEMICAL INJECTION PUMP	14.07.2025	14.06.2025	SOMSAKC	2101	EP1-PROD	TECO CNF PRT NMAT PRC SETC	
	500628461	PM	PM ME Water Injection Pump First line	KS	COMP	21.07.2025	28.07.2025	WATER INJECTION PUMP PACKAGE	21.07.2025	21.06.2025	SOMSAKC	2101	EP1-PROD	TECO CNF PRT NMAT PRC SETC	
	500628474	PM	PM PD Thief Hatch	KS	COMP	21.07.2025	28.07.2025	SITE KAMPHAENG SAEN (KS)	21.07.2025	21.06.2025	SOMSAKC	2101	EP1-PROD	TECO CNF PRT NMAT PRC SETC	
	500628477	PM	PM ME Chemical Injection Pump First line	KS	COMP	21.07.2025	28.07.2025	CHEMICAL INJECTION PUMP	21.07.2025	21.06.2025	SOMSAKC	2101	EP1-PROD	TECO CNF PRT NMAT PRC SETC	
	500629254	PM	PM ME Water Injection Pump First line	KS	COMP	28.07.2025	04.08.2025	WATER INJECTION PUMP PACKAGE	28.07.2025	28.06.2025	SOMSAKC	2101	EP1-PROD	TECO CNF PRT NMAT PRC SETC	
	500629265	PM	PM PD Thief Hatch	KS	COMP	28.07.2025	04.08.2025	SITE KAMPHAENG SAEN (KS)	28.07.2025	28.06.2025	SOMSAKC	2101	EP1-PROD	TECO CNF PRT NMAT PRC SETC	
	500629267	PM	PM ME Chemical Injection Pump First line	KS	COMP	28.07.2025	04.08.2025	CHEMICAL INJECTION PUMP	28.07.2025	28.06.2025	SOMSAKC	2101	EP1-PROD	TECO CNF PRT NMAT PRC SETC	
	500629861	PM	PM IN Storage Tank (Produced Water)	KS	COMP	01.08.2025	31.08.2025	STORAGE TANK (PRODUCED WATER)	01.08.2025	02.07.2025	CHANONTO	2101	EP1-INST	TECO CNF PRT NMAT PRC SETC	
	500629868	PM	PM IN Storage Tank (Crude Oil)	KS	COMP	01.08.2025	31.08.2025	STORAGE TANK (CRUDE OIL)	01.08.2025	02.07.2025	CHANONTO	2101	EP1-INST	TECO CNF PRT NMAT PRC SETC	

S	Order	Type	Description	Room	UserStatus	Bsc start	Basic fin.	FunctLocDescrip.	Sched.Fin.	Created on	Changed by	Plnt	Mn.wk.ctr	System status	SCE WO
	500629875	PM	PM IN Storage Tank (Dehydration)	KS	COMP	01.08.2025	31.08.2025	STORAGE TANK (DEHYDRATION)	01.08.2025	02.07.2025	CHANONTO	2101	EP1-INST	TECO CNF PRT NMAT PRC SETC	
	500629902	PM	PM EL Sucker Rod Pump	KS	COMP	01.08.2025	31.08.2025	Pumping Unit Motor	01.08.2025	02.07.2025	CHANONTO	2101	EP1-ELEC	TECO CNF PRT NMAT PRC SETC	
	500629903	PM	PM ME Sucker Rod PUMP	KS	COMP	01.08.2025	31.08.2025	Pumping Unit	01.08.2025	02.07.2025	CHANONTO	2101	EP1-MECH	TECO CNF PRT NMAT PRC SETC	
	500630407	PM	PM EL EEx EQ Inspect of KS	KS	INPG	01.10.2025	30.12.2025	SITE KAMPHAENG SAEN (KS)	01.10.2025	03.07.2025	CHANONTO	2101	EP1-ELEC	REL PRT NMAT PRC SETC	
	500630912	PM	PM ME Water Injection Pump First line	KS	COMP	04.08.2025	11.08.2025	WATER INJECTION PUMP PACKAGE	04.08.2025	05.07.2025	SOMSAKC	2101	EP1-PROD	TECO CNF PRT NMAT PRC SETC	
	500630932	PM	PM PD Thief Hatch	KS	COMP	04.08.2025	11.08.2025	SITE KAMPHAENG SAEN (KS)	04.08.2025	05.07.2025	SOMSAKC	2101	EP1-PROD	TECO CNF PRT NMAT PRC SETC	
	500630938	PM	PM ME Chemical Injection Pump First line	KS	COMP	04.08.2025	11.08.2025	CHEMICAL INJECTION PUMP	04.08.2025	05.07.2025	SOMSAKC	2101	EP1-PROD	TECO CNF PRT NMAT PRC SETC	
	500632993	PM	PM ME Water Injection Pump	KS	COMP	09.08.2025	08.09.2025	WATER INJECTION PUMP PACKAGE	09.08.2025	10.07.2025	CHANONTO	2101	EP1-MECH	TECO CNF PRT NMAT PRC SETC	
	500633008	PM	PM EL Earthing Clamp	KS	COMP	09.08.2025	08.09.2025	EARTHING SYSTEM	09.08.2025	10.07.2025	CHANONTO	2101	EP1-ELEC	TECO CNF PRT NMAT PRC SETC	
	500633009	PM	PM IN Emergency Shutdown System	KS	COMP	09.08.2025	08.09.2025	EMERGENCY SHUTDOWN SYSTEM	09.08.2025	10.07.2025	CHANONTO	2101	EP1-INST	TECO CNF PRT NMAT PRC SETC	
	500633010	PM	PM IN Smoke Detector	KS	COMP	09.08.2025	08.09.2025	SMOKE DETECTOR	09.08.2025	10.07.2025	CHANONTO	2101	EP1-INST	TECO CNF PRT NMAT PRC SETC	
	500633012	PM	PM ME Water Loading Pump	KS	COMP	09.08.2025	08.09.2025	WATER LOADING PUMP	09.08.2025	10.07.2025	CHANONTO	2101	EP1-MECH	TECO CNF PRT NMAT PRC SETC	
	500633013	PM	PM ME Heat Tracer	KS	COMP	09.08.2025	08.09.2025	HEAT TRACER	09.08.2025	10.07.2025	CHANONTO	2101	EP1-MECH	TECO CNF PRT NMAT PRC SETC	
	500633017	PM	PM ME Loading Pump	KS	COMP	09.08.2025	08.09.2025	ROAD LOADING TRANSFER PUMP	09.08.2025	10.07.2025	CHANONTO	2101	EP1-MECH	TECO CNF PRT NMAT PRC SETC	
	500633021	PM	PM ME Recirculation Pump	KS	COMP	09.08.2025	08.09.2025	RECIRCULATION PUMP PACKAGE	09.08.2025	10.07.2025	CHANONTO	2101	EP1-MECH	TECO CNF PRT NMAT PRC SETC	
	500633022	PM	PM ME Chemical Injection Pump	KS	COMP	09.08.2025	08.09.2025	CHEMICAL INJECTION PUMP	09.08.2025	10.07.2025	CHANONTO	2101	EP1-MECH	TECO CNF PRT NMAT PRC SETC	
	500633255	PM	PM ME Water Injection Pump First line	KS	COMP	11.08.2025	18.08.2025	WATER INJECTION PUMP PACKAGE	11.08.2025	12.07.2025	SOMSAKC	2101	EP1-PROD	TECO CNF PRT NMAT PRC SETC	
	500633263	PM	PM PD Thief Hatch	KS	COMP	11.08.2025	18.08.2025	SITE KAMPHAENG SAEN (KS)	11.08.2025	12.07.2025	SOMSAKC	2101	EP1-PROD	TECO CNF PRT NMAT PRC SETC	
	500633266	PM	PM ME Chemical Injection Pump First line	KS	COMP	11.08.2025	18.08.2025	CHEMICAL INJECTION PUMP	11.08.2025	12.07.2025	SOMSAKC	2101	EP1-PROD	TECO CNF PRT NMAT PRC SETC	
	500634150	PM	PM ME Water Injection Pump First line	KS	COMP	18.08.2025	25.08.2025	WATER INJECTION PUMP PACKAGE	18.08.2025	19.07.2025	SOMSAKC	2101	EP1-PROD	TECO CNF PRT NMAT PRC SETC	
	500634163	PM	PM PD Thief Hatch	KS	COMP	18.08.2025	25.08.2025	SITE KAMPHAENG SAEN (KS)	18.08.2025	19.07.2025	SOMSAKC	2101	EP1-PROD	TECO CNF PRT NMAT PRC SETC	
	500634165	PM	PM ME Chemical Injection Pump First line	KS	COMP	18.08.2025	25.08.2025	CHEMICAL INJECTION PUMP	18.08.2025	19.07.2025	SOMSAKC	2101	EP1-PROD	TECO CNF PRT NMAT PRC SETC	
	500635154	PM	PM ME Water Injection Pump First line	KS	COMP	25.08.2025	01.09.2025	WATER INJECTION PUMP PACKAGE	25.08.2025	26.07.2025	SOMSAKC	2101	EP1-PROD	TECO CNF PRT NMAT PRC SETC	
	500635163	PM	PM PD Thief Hatch	KS	COMP	25.08.2025	01.09.2025	SITE KAMPHAENG SAEN (KS)	25.08.2025	26.07.2025	SOMSAKC	2101	EP1-PROD	TECO CNF PRT NMAT PRC SETC	
	500635167	PM	PM ME Chemical Injection Pump First line	KS	COMP	25.08.2025	01.09.2025	CHEMICAL INJECTION PUMP	25.08.2025	26.07.2025	SOMSAKC	2101	EP1-PROD	TECO CNF PRT NMAT PRC SETC	
	500635917	PM	PM ME Water Injection Pump First line	KS	COMP	01.09.2025	08.09.2025	WATER INJECTION PUMP PACKAGE	01.09.2025	02.08.2025	SOMSAKC	2101	EP1-PROD	TECO CNF PRT NMAT PRC SETC	
	500635931	PM	PM ME Process Valve	KS	COMP	01.09.2025	01.10.2025	SITE KAMPHAENG SAEN (KS)	01.09.2025	02.08.2025	CHANONTO	2101	EP1-MECH	TECO CNF PRT NMAT PRC SETC	
	500635937	PM	PM PD Thief Hatch	KS	COMP	01.09.2025	08.09.2025	SITE KAMPHAENG SAEN (KS)	01.09.2025	02.08.2025	SOMSAKC	2101	EP1-PROD	TECO CNF PRT NMAT PRC SETC	
	500635942	PM	PM ME Chemical Injection Pump First line	KS	COMP	01.09.2025	08.09.2025	CHEMICAL INJECTION PUMP	01.09.2025	02.08.2025	SOMSAKC	2101	EP1-PROD	TECO CNF PRT NMAT PRC SETC	
	500635978	PM	PM EL Sucker Rod Pump	KS	COMP	01.09.2025	01.10.2025	Pumping Unit Motor	01.09.2025	02.08.2025	CHANONTO	2101	EP1-ELEC	TECO CNF PRT NMAT PRC SETC	
	500635979	PM	PM ME Sucker Rod PUMP	KS	COMP	01.09.2025	01.10.2025	Pumping Unit	01.09.2025	02.08.2025	CHANONTO	2101	EP1-MECH	TECO CNF PRT NMAT PRC SETC	
	500637866	PM	PM ME Water Injection Pump First line	KS	COMP	08.09.2025	15.09.2025	WATER INJECTION PUMP PACKAGE	08.09.2025	09.08.2025	SOMSAKC	2101	EP1-PROD	TECO CNF PRT NMAT PRC SETC	
	500637875	PM	PM PD Thief Hatch	KS	COMP	08.09.2025	15.09.2025	SITE KAMPHAENG SAEN (KS)	08.09.2025	09.08.2025	SOMSAKC	2101	EP1-PROD	TECO CNF PRT NMAT PRC SETC	
	500637878	PM	PM ME Chemical Injection Pump First line	KS	COMP	08.09.2025	15.09.2025	CHEMICAL INJECTION PUMP	08.09.2025	09.08.2025	SOMSAKC	2101	EP1-PROD	TECO CNF PRT NMAT PRC SETC	
	500638007	PM	PM ME Water Injection Pump	KS	COMP	09.09.2025	09.10.2025	WATER INJECTION PUMP PACKAGE	09.09.2025	10.08.2025	CHANONTO	2101	EP1-MECH	TECO CNF PRT NMAT PRC SETC	
	500638019	PM	PM EL Earthing Clamp	KS	COMP	09.09.2025	09.10.2025	EARTHING SYSTEM	09.09.2025	10.08.2025	CHANONTO	2101	EP1-ELEC	TECO CNF PRT NMAT PRC SETC	
	500638021	PM	PM IN Emergency Shutdown System	KS	COMP	09.09.2025	09.10.2025	EMERGENCY SHUTDOWN SYSTEM	09.09.2025	10.08.2025	CHANONTO	2101	EP1-INST	TECO CNF PRT NMAT PRC SETC	
	500638023	PM	PM IN Smoke Detector	KS	COMP	09.09.2025	09.10.2025	SMOKE DETECTOR	09.09.2025	10.08.2025	CHANONTO	2101	EP1-INST	TECO CNF PRT NMAT PRC SETC	
	500638025	PM	PM ME Water Loading Pump	KS	COMP	09.09.2025	09.10.2025	WATER LOADING PUMP	09.09.2025	10.08.2025	CHANONTO	2101	EP1-MECH	TECO CNF PRT NMAT PRC SETC	
	500638026	PM	PM ME Heat Tracer	KS	COMP	09.09.2025	09.10.2025	HEAT TRACER	09.09.2025	10.08.2025	CHANONTO	2101	EP1-MECH	TECO CNF PRT NMAT PRC SETC	
	500638030	PM	PM ME Loading Pump	KS	COMP	09.09.2025	09.10.2025	ROAD LOADING TRANSFER PUMP	09.09.2025	10.08.2025	CHANONTO	2101	EP1-MECH	TECO CNF PRT NMAT PRC SETC	
	500638034	PM	PM ME Recirculation Pump	KS	COMP	09.09.2025	09.10.2025	RECIRCULATION PUMP PACKAGE	09.09.2025	10.08.2025	CHANONTO	2101	EP1-MECH	TECO CNF PRT NMAT PRC SETC	
	500638035	PM	PM ME Chemical Injection Pump	KS	COMP	09.09.2025	09.10.2025	CHEMICAL INJECTION PUMP	09.09.2025	10.08.2025	CHANONTO	2101	EP1-MECH	TECO CNF PRT NMAT PRC SETC	
	500638716	PM	PM ME Water Injection Pump First line	KS	COMP	15.09.2025	22.09.2025	WATER INJECTION PUMP PACKAGE	15.09.2025	16.08.2025	SOMSAKC	2101	EP1-PROD	TECO CNF PRT NMAT PRC SETC	
	500638726	PM	PM PD Thief Hatch	KS	COMP	15.09.2025	22.09.2025	SITE KAMPHAENG SAEN (KS)	15.09.2025	16.08.2025	SOMSAKC	2101	EP1-PROD	TECO CNF PRT NMAT PRC SETC	
	500638728	PM	PM ME Chemical Injection Pump First line	KS	COMP	15.09.2025	22.09.2025	CHEMICAL INJECTION PUMP	15.09.2025	16.08.2025	SOMSAKC	2101	EP1-PROD	TECO CNF PRT NMAT PRC SETC	
	500640040	PM	PM ME Water Injection Pump First line	KS	COMP	22.09.2025	29.09.2025	WATER INJECTION PUMP PACKAGE	22.09.2025	23.08.2025	SOMSAKC	2101	EP1-PROD	TECO CNF PRT NMAT PRC SETC	
	500640049	PM	PM PD Thief Hatch	KS	COMP	22.09.2025	29.09.2025	SITE KAMPHAENG SAEN (KS)	22.09.2025	23.08.2025	SOMSAKC	2101	EP1-PROD	TECO CNF PRT NMAT PRC SETC	
	500640051	PM	PM ME Chemical Injection Pump First line	KS	COMP	22.09.2025	29.09.2025	CHEMICAL INJECTION PUMP	22.09.2025	23.08.2025	SOMSAKC	2101	EP1-PROD	TECO CNF PRT NMAT PRC SETC	
	500640757	PM	PM ME Water Injection Pump First line	KS	COMP	29.09.2025	06.10.2025	WATER INJECTION PUMP PACKAGE	29.09.2025	30.08.2025	SOMSAKC	2101	EP1-PROD	TECO CNF PRT NMAT PRC SETC	
	500640767	PM	PM IN PSV Campaign	KS	DRFT	29.09.2025	28.12.2025	PRESSURE SAFETY VALVE	29.09.2025	30.08.2025		2101	EP1-INST	CRTD NMAT PRC	
	500640768	PM	PM IN PSV Campaign	KS	DRFT	29.09.2025	28.12.2025	PRESSURE SAFETY VALVE	29.09.2025	30.08.2025		2101	EP1-INST	CRTD NMAT PRC	
	500640770	PM	PM PD Thief Hatch	KS	COMP	29.09.2025	06.10.2025	SITE KAMPHAENG SAEN (KS)	29.09.2025	30.08.2025	SOMSAKC	2101	EP1-PROD	TECO CNF PRT NMAT PRC SETC	
	500640773	PM	PM ME Chemical Injection Pump First line	KS	COMP	29.09.2025	06.10.2025	CHEMICAL INJECTION PUMP	29.09.2025	30.08.2025	SOMSAKC	2101	EP1-PROD	TECO CNF PRT NMAT PRC SETC	
	500640938	PM	PM EL Sucker Rod Pump	KS	INPG	01.10.2025	31.10.2025	Pumping Unit Motor	01.10.2025	01.09.2025	CHANONTO	2101	EP1-ELEC	REL PRT NMAT PRC SETC	
	500640939	PM	PM ME Sucker Rod PUMP	KS	INPG	01.10.2025	31.10.2025	Pumping Unit	01.10.2025	01.09.2025	CHANONTO	2101	EP1-MECH	REL PRT NMAT PRC SETC	
	500642754	PM	PM ME Water Injection Pump First line	KS	INPG	06.10.2025	13.10.2025	WATER INJECTION PUMP PACKAGE	06.10.2025	06.09.2025	THANATHIPS	2101	EP1-PROD	REL PRT NMAT PRC SETC	
	500642777	PM	PM PD Thief Hatch	KS	INPG	06.10.2025	13.10.2025	SITE KAMPHAENG SAEN (KS)	06.10.2025	06.09.2025	THANATHIPS	2101	EP1-PROD	REL PRT NMAT PRC SETC	
	500642780	PM	PM ME Chemical Injection Pump First line	KS	INPG	06.10.2025	13.10.2025	CHEMICAL INJECTION PUMP	06.10.2025	06.09.2025	THANATHIPS	2101	EP1-PROD	REL PRT NMAT PRC SETC	
	500643180	PM	PM ME Water Injection Pump	KS	INPG	09.10.2025	08.11.2025	WATER INJECTION PUMP PACKAGE	09.10.2025	09.09.2025	CHANONTO	2101	EP1-MECH	REL PRT NMAT PRC SETC	

S	Order	Type	Description	Room	UserStatus	Bsc start	Basic fin.	FunctLocDescrip.	Sched.Fin.	Created on	Changed by	Plnt	Mn.wk.ctr	System status	SCE WO
	500643195	PM	PM EL Earthing Clamp	KS	INPG	09.10.2025	08.11.2025	EARTHING SYSTEM	09.10.2025	09.09.2025	CHANONTO	2101	EP1-ELEC	REL PRT NMAT PRC SETC	
	500643196	PM	PM IN Emergency Shutdown System	KS	INPG	09.10.2025	08.11.2025	EMERGENCY SHUTDOWN SYSTEM	09.10.2025	09.09.2025	CHANONTO	2101	EP1-INST	REL PRT NMAT PRC SETC	
	500643197	PM	PM IN Smoke Detector	KS	INPG	09.10.2025	08.11.2025	SMOKE DETECTOR	09.10.2025	09.09.2025	CHANONTO	2101	EP1-INST	REL PRT NMAT PRC SETC	
	500643200	PM	PM ME Water Loading Pump	KS	INPG	09.10.2025	08.11.2025	WATER LOADING PUMP	09.10.2025	09.09.2025	CHANONTO	2101	EP1-MECH	REL PRT NMAT PRC SETC	
	500643201	PM	PM ME Heat Tracer	KS	INPG	09.10.2025	08.11.2025	HEAT TRACER	09.10.2025	09.09.2025	CHANONTO	2101	EP1-MECH	REL PRT NMAT PRC SETC	
	500643205	PM	PM ME Loading Pump	KS	INPG	09.10.2025	08.11.2025	ROAD LOADING TRANSFER PUMP	09.10.2025	09.09.2025	CHANONTO	2101	EP1-MECH	REL PRT NMAT PRC SETC	
	500643206	PM	PM EL Switch Gear	KS	INPG	09.10.2025	08.11.2025	SWITCH GEAR	09.10.2025	09.09.2025	CHANONTO	2101	EP1-ELEC	REL PRT NMAT PRC SETC	
	500643210	PM	PM ME Recirculation Pump	KS	INPG	09.10.2025	08.11.2025	RECIRCULATION PUMP PACKAGE	09.10.2025	09.09.2025	CHANONTO	2101	EP1-MECH	REL PRT NMAT PRC SETC	
	500643211	PM	PM ME Chemical Injection Pump	KS	INPG	09.10.2025	08.11.2025	CHEMICAL INJECTION PUMP	09.10.2025	09.09.2025	CHANONTO	2101	EP1-MECH	REL PRT NMAT PRC SETC	
	500643667	PM	PM ME Water Injection Pump First line	KS	INPG	13.10.2025	20.10.2025	WATER INJECTION PUMP PACKAGE	13.10.2025	13.09.2025	THANATHIPS	2101	EP1-PROD	REL PRT NMAT PRC SETC	
	500643681	PM	PM PD Thief Hatch	KS	INPG	13.10.2025	20.10.2025	SITE KAMPHAENG SAEN (KS)	13.10.2025	13.09.2025	THANATHIPS	2101	EP1-PROD	REL PRT NMAT PRC SETC	
	500643683	PM	PM ME Chemical Injection Pump First line	KS	INPG	13.10.2025	20.10.2025	CHEMICAL INJECTION PUMP	13.10.2025	13.09.2025	THANATHIPS	2101	EP1-PROD	REL PRT NMAT PRC SETC	
	500646811	PM	PM ME Water Injection Pump First line	KS	INPG	20.10.2025	27.10.2025	WATER INJECTION PUMP PACKAGE	20.10.2025	20.09.2025	THANATHIPS	2101	EP1-PROD	REL PRT NMAT PRC SETC	
	500646822	PM	PM PD Thief Hatch	KS	INPG	20.10.2025	27.10.2025	SITE KAMPHAENG SAEN (KS)	20.10.2025	20.09.2025	THANATHIPS	2101	EP1-PROD	REL PRT NMAT PRC SETC	
	500646825	PM	PM ME Chemical Injection Pump First line	KS	INPG	20.10.2025	27.10.2025	CHEMICAL INJECTION PUMP	20.10.2025	20.09.2025	THANATHIPS	2101	EP1-PROD	REL PRT NMAT PRC SETC	
	500647686	PM	PM ME Water Injection Pump First line	KS	INPG	27.10.2025	03.11.2025	WATER INJECTION PUMP PACKAGE	27.10.2025	27.09.2025	THANATHIPS	2101	EP1-PROD	REL PRT NMAT PRC SETC	
	500647698	PM	PM PD Thief Hatch	KS	INPG	27.10.2025	03.11.2025	SITE KAMPHAENG SAEN (KS)	27.10.2025	27.09.2025	THANATHIPS	2101	EP1-PROD	REL PRT NMAT PRC SETC	
	500647701	PM	PM ME Chemical Injection Pump First line	KS	INPG	27.10.2025	03.11.2025	CHEMICAL INJECTION PUMP	27.10.2025	27.09.2025	THANATHIPS	2101	EP1-PROD	REL PRT NMAT PRC SETC	
	500648255	PM	PM EL Sucker Rod Pump	KS	DRFT	01.11.2025	01.12.2025	Pumping Unit Motor	01.11.2025	02.10.2025		2101	EP1-ELEC	CRTD NMAT PRC	
	500648256	PM	PM ME Sucker Rod PUMP	KS	DRFT	01.11.2025	01.12.2025	Pumping Unit	01.11.2025	02.10.2025		2101	EP1-MECH	CRTD NMAT PRC	
	500649763	PM	PM ME Water Injection Pump First line	KS	DRFT	03.11.2025	10.11.2025	WATER INJECTION PUMP PACKAGE	03.11.2025	04.10.2025		2101	EP1-PROD	CRTD NMAT PRC	
	500649775	PM	PM PD Thief Hatch	KS	DRFT	03.11.2025	10.11.2025	SITE KAMPHAENG SAEN (KS)	03.11.2025	04.10.2025		2101	EP1-PROD	CRTD NMAT PRC	
	500649777	PM	PM ME Chemical Injection Pump First line	KS	DRFT	03.11.2025	10.11.2025	CHEMICAL INJECTION PUMP	03.11.2025	04.10.2025		2101	EP1-PROD	CRTD NMAT PRC	
	500650658	PM	PM ME Water Injection Pump	KS	DRFT	09.11.2025	09.12.2025	WATER INJECTION PUMP PACKAGE	09.11.2025	10.10.2025		2101	EP1-MECH	CRTD NMAT PRC	
	500650671	PM	PM EL Earthing Clamp	KS	DRFT	09.11.2025	09.12.2025	EARTHING SYSTEM	09.11.2025	10.10.2025		2101	EP1-ELEC	CRTD NMAT PRC	
	500650672	PM	PM IN Emergency Shutdown System	KS	DRFT	09.11.2025	09.12.2025	EMERGENCY SHUTDOWN SYSTEM	09.11.2025	10.10.2025		2101	EP1-INST	CRTD NMAT PRC	
	500650673	PM	PM IN Smoke Detector	KS	DRFT	09.11.2025	09.12.2025	SMOKE DETECTOR	09.11.2025	10.10.2025		2101	EP1-INST	CRTD NMAT PRC	
	500650675	PM	PM ME Water Loading Pump	KS	DRFT	09.11.2025	09.12.2025	WATER LOADING PUMP	09.11.2025	10.10.2025		2101	EP1-MECH	CRTD NMAT PRC	
	500650676	PM	PM ME Heat Tracer	KS	DRFT	09.11.2025	09.12.2025	HEAT TRACER	09.11.2025	10.10.2025		2101	EP1-MECH	CRTD NMAT PRC	
	500650680	PM	PM ME Loading Pump	KS	DRFT	09.11.2025	09.12.2025	ROAD LOADING TRANSFER PUMP	09.11.2025	10.10.2025		2101	EP1-MECH	CRTD NMAT PRC	
	500650684	PM	PM ME Recirculation Pump	KS	DRFT	09.11.2025	09.12.2025	RECIRCULATION PUMP PACKAGE	09.11.2025	10.10.2025		2101	EP1-MECH	CRTD NMAT PRC	
	500650685	PM	PM ME Chemical Injection Pump	KS	DRFT	09.11.2025	09.12.2025	CHEMICAL INJECTION PUMP	09.11.2025	10.10.2025		2101	EP1-MECH	CRTD NMAT PRC	
	500650783	PM	PM ME Water Injection Pump First line	KS	DRFT	10.11.2025	17.11.2025	WATER INJECTION PUMP PACKAGE	10.11.2025	11.10.2025		2101	EP1-PROD	CRTD NMAT PRC	
	500650797	PM	PM PD Thief Hatch	KS	DRFT	10.11.2025	17.11.2025	SITE KAMPHAENG SAEN (KS)	10.11.2025	11.10.2025		2101	EP1-PROD	CRTD NMAT PRC	
	500650799	PM	PM ME Chemical Injection Pump First line	KS	DRFT	10.11.2025	17.11.2025	CHEMICAL INJECTION PUMP	10.11.2025	11.10.2025		2101	EP1-PROD	CRTD NMAT PRC	
	500652049	PM	PM ME Water Injection Pump First line	KS	DRFT	17.11.2025	24.11.2025	WATER INJECTION PUMP PACKAGE	17.11.2025	18.10.2025		2101	EP1-PROD	CRTD NMAT PRC	
	500652055	PM	PM PD Thief Hatch	KS	DRFT	17.11.2025	24.11.2025	SITE KAMPHAENG SAEN (KS)	17.11.2025	18.10.2025		2101	EP1-PROD	CRTD NMAT PRC	
	500652057	PM	PM ME Chemical Injection Pump First line	KS	DRFT	17.11.2025	24.11.2025	CHEMICAL INJECTION PUMP	17.11.2025	18.10.2025		2101	EP1-PROD	CRTD NMAT PRC	
	500653108	PM	PM ME Water Injection Pump First line	KS	DRFT	24.11.2025	01.12.2025	WATER INJECTION PUMP PACKAGE	24.11.2025	25.10.2025		2101	EP1-PROD	CRTD NMAT PRC	
	500653118	PM	PM PD Thief Hatch	KS	DRFT	24.11.2025	01.12.2025	SITE KAMPHAENG SAEN (KS)	24.11.2025	25.10.2025		2101	EP1-PROD	CRTD NMAT PRC	
	500653120	PM	PM ME Chemical Injection Pump First line	KS	DRFT	24.11.2025	01.12.2025	CHEMICAL INJECTION PUMP	24.11.2025	25.10.2025		2101	EP1-PROD	CRTD NMAT PRC	

เอกสารแนบที่ 9

แผนการซ่อมบำรุงเครื่องยนต์ เครื่องจักร
และอุปกรณ์การผลิต ประจำปี 2568

Graphic scheduling overview and simulation: Maintenance plans selected

Graphic Edit Goto Settings Unit of time Environment Help

Standard values | Legend | Daily capacity load | Weekly capacity load | Monthly capacity load | Maintenance plan simulation | Reset | Call date (all) | Call date (on hold) | MaintPlans (No.) | MaintItems (No.) | Equipment (No.) | FunctLocations (No.) | Assemblies (No.) | MaintPlans (Txt) | MaintItems (Txt) | Equipment (Txt)

Maintenance item overview, sorted by: Equipment (No.)

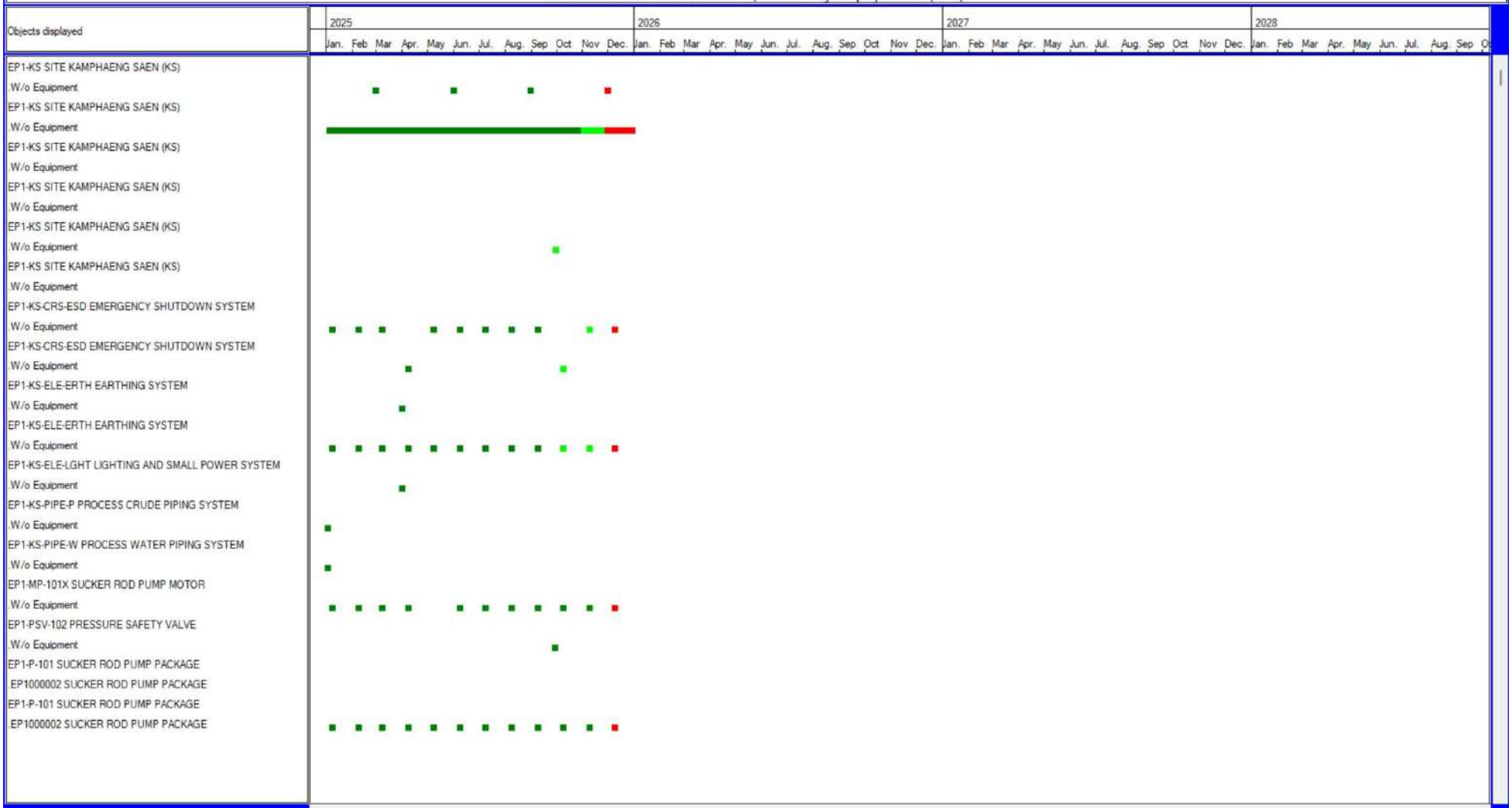

Th 05. 12. 24 11: 56: 41

เอกสารแนบที่ 10

แผนกิจกรรมมวลชนสัมพันธ์ ประจำปี 2568

(Suphanburi) Public Affairs work Plan 2025

Project	Jan	Feb	Mar	Apr	May	Jun	Jul	Aug	Sep	Oct	Nov	Dec
CSR												
1.Basic Need												
1.1 โครงการ ปตท.สผ.รักสุขภาพ							★		★			
1.2 โครงการ "รักเพื่อนบ้าน"			★			★			★		★	
2. Education												
2.1 โครงการ "ฟาร์มขนาดเล็ก (Mini-Farm)"										★	★	★
2.2 โครงการกิจกรรมวันเด็กแห่งชาติ 2567	★											
2.3 โครงการทุนการศึกษา ปตท.สผ.โครงการสุพรรณบุรี									★			
2.4 โครงการพัฒนาโรงเรียนและยกระดับการเรียนการสอน												★
3. Enviroment												
3.1 โครงการปลูกต้นไม้								★		★		
3.2 โครงการรักแหล่งน้ำ ปตท.สผ.											★	
4. Culture & Sports												
4.1 โครงการ "ส่งเสริมวัฒนธรรมถิ่น ตามรอยปราชญ์ศิลปิน"								★				
4.2 กิจกรรมเสริมสร้างความสัมพันธ์กับชุมชน ในพื้นที่ปฏิบัติงาน (กีฬา)									★			
4.3 โครงการหนูรักกีฬา กับ ปตท.สผ. ปี 2568											★	
4.4 การทอดกฐิน ปตท.สผ. อินเตอร์เนชั่นแนล										★	★	
4.5 การทำบุญถวายเทียนพรรษา วัดในพื้นที่ปฏิบัติงาน							★					
Donation & Sponsorship												
5. Basic Need												
5.1 สนับสนุนงบประมาณซ่อมแซมถนน / เส้นทางสาธารณะ	☆	☆	☆	☆	☆	☆	☆	☆	☆	☆	☆	☆
5.2 การสนับสนุน และการบริจาคด้านความต้องการพื้นฐานของชุมชนอื่นๆ	☆	☆	☆	☆	☆	☆	☆	☆	☆	☆	☆	☆
5.3 การช่วยเหลือขั้นต้นเพื่อฟื้นฟูเยียวยาผู้ได้รับผลกระทบจาก ภัยธรรมชาติ อุบัติภัยต่าง ๆ อันอาจส่งผลกระทบกับการดำเนินงาน	☆	☆	☆	☆	☆	☆	☆	☆	☆	☆	☆	☆
6. Education												
6.1 การสนับสนุน และการบริจาคด้านการศึกษาอื่นๆ	☆	☆	☆	☆	☆	☆	☆	☆	☆	☆	☆	☆
7. Enviroment												
7.1 การสนับสนุน และการบริจาคด้านสิ่งแวดล้อมอื่นๆ	☆	☆	☆	☆	☆	☆	☆	☆	☆	☆	☆	☆
8. Culture & Sports												
8.1 การสนับสนุน และการบริจาคด้านวัฒนธรรมอื่นๆ	☆	☆	☆	☆	☆	☆	☆	☆	☆	☆	☆	☆
8.2 การสนับสนุนการจัดงานประเพณี และวัฒนธรรมประจำปีของจังหวัดในพื้นที่ปฏิบัติงาน												☆

★Project Highlight

☆Routine Activities

เอกสารแนบที่ 11

เอกสารการจัดกิจกรรมโครงการฯ
ภายใต้แผนความรับผิดชอบต่อสังคม (CSR)

Social Development Projects			
Asset:	Suphanburi		
Theme:	Choose an item.		
Activity:	ปตท.สำรวจและผลิตปิโตรเลียม จำกัด (มหาชน) โครงการสุพรรณบุรี ได้เข้ามอบกระเช้าเนื่องในโอกาสวันขึ้นปีใหม่ 2568 ให้แก่ ผู้ว่าราชการจังหวัดสุพรรณบุรี และผู้ว่าราชการจังหวัดนครปฐม หน่วยงานราชการระดับสูง ส่วนราชการ และผู้นำท้องที่ท้องถิ่นในพื้นที่ปฏิบัติงาน		
Owner:	PTN & PSP & PTN/A team		
Location:	จังหวัดสุพรรณบุรี , จังหวัดนครปฐม	Date:	9 มกราคม 2568
Stakeholder Group:	1. Government agencies, Regulators		
	7. Communities		
Stakeholder:	Name / Position	Attitude	
		Before	After
	1. นายพิริยะ ฉันทดิลก ผู้ว่าราชการจังหวัดสุพรรณบุรี	Positive	Positive
	2. นางสาวอโรชา นันทมนตรี ผู้ว่าราชการจังหวัดนครปฐม	Positive	Positive
	3. หน่วยงานราชการระดับสูง ส่วนราชการ และผู้นำท้องที่ท้องถิ่น ชุมชน	Positive	Positive
	4. คุณคมสัน เลิศวิริยะประภา ผู้จัดการอาวุโสฝ่ายปฏิบัติการผลิตโครงการสินภูฮ่อมและสุพรรณบุรี	Positive	Positive
	5. คุณอนุรักษ์ เพ็งแจ่ม หัวหน้างานปฏิบัติการโครงการสุพรรณบุรี	Positive	Positive
	6. แผนกองค์กรสัมพันธ์ ปตท.สผ.โครงการสุพรรณบุรี	Positive	Positive
No. of Participation	No. of Stakeholder: 46		
	No. of PTTEP staff as volunteer (if any): 4		
No. of Beneficiaries	46		
Actual Expense:	USD 0.00 or THB 0.00		
Activity Detail:	ปตท.สำรวจและผลิตปิโตรเลียม จำกัด (มหาชน) โครงการสุพรรณบุรี นำโดย คุณคมสัน เลิศวิริยะประภา ผู้จัดการอาวุโสฝ่ายปฏิบัติการผลิตโครงการสินภูฮ่อมและสุพรรณบุรี คุณอนุรักษ์ เพ็งแจ่ม หัวหน้างานปฏิบัติการโครงการสุพรรณบุรี และแผนกองค์กรสัมพันธ์ ได้เข้ามอบกระเช้าเนื่องในโอกาสวันขึ้นปีใหม่ 2568 ให้กับนายพิริยะ ฉันทดิลก ผู้ว่าราชการจังหวัดสุพรรณบุรี นางสาวอโรชา นันทมนตรี ผู้ว่าราชการจังหวัดนครปฐม รองผู้ว่าราชการจังหวัดสุพรรณบุรี รองผู้ว่าราชการจังหวัดนครปฐม พลังงานจังหวัดสุพรรณบุรีและจังหวัดนครปฐม ประชาสัมพันธ์จังหวัด		

	สำนักงานจังหวัด ปลัดจังหวัด ผู้กำกับสถานีภูธรจังหวัดสุพรรณบุรี ผู้อำนวยการโรงพยาบาลส่งเสริมสุขภาพตำบล องค์การบริหารส่วนตำบล และผู้นำชุมชน ในพื้นที่ปฏิบัติงาน	
Activity Communication	Communication materials used/provided Report	Post-activity communication (If any) Report
Photo:	 	

	  



Social Development Projects	
Asset:	Suphanburi
Theme:	2. Education

Activity:	ปตท.สำรวจและผลิตปิโตรเลียม จำกัด (มหาชน) โครงการสุพรรณบุรี นำโดยหัวหน้างานปฏิบัติการผลิตโครงการสุพรรณบุรี และ แผนกองค์กรสัมพันธ์ ร่วมกิจกรรมวันเด็กแห่งชาติ ประจำปี 2567 กับ โรงเรียนเครือข่ายปตท.สผ.โครงการสุพรรณบุรี จำนวน 17 โรงเรียน จังหวัดสุพรรณบุรีและจังหวัดนครปฐม		
Owner:	PTN/A Team		
Location:	โรงเรียนเครือข่ายปตท.สผ.โครงการสุพรรณบุรี จำนวน 17 โรงเรียน	Date:	10 มกราคม 2568
Stakeholder Group:	1. Government agencies, Regulators		
	7. Communities		

Stakeholder:	Name / Position	Attitude	
		Before	After
	1. หัวหน้างานปฏิบัติการผลิตโครงการสุพรรณบุรี	Positive	Positive
	2. แผนกองค์กรสัมพันธ์ ปตท.สผ.โครงการสุพรรณบุรี	Positive	Positive
	3.โรงเรียนเครือข่ายปตท.สผ.โครงการสุพรรณบุรี จำนวน 17 โรงเรียน	Positive	Positive

No. of Participation	No. of Stakeholder: 22	
	No. of PTTEP staff as volunteer (if any): 3	
No. of Beneficiaries	2,000	
Actual Expense:	USD 0.00 or THB 0.00	
Activity Detail:	ปตท.สำรวจและผลิตปิโตรเลียม จำกัด (มหาชน) โครงการสุพรรณบุรี ร่วมกิจกรรมงานวันเด็กแห่งชาติ ประจำปี 2568 สนับสนุนเป้เด็กดี ปตท.สผ. ให้กับเด็กนักเรียนโรงเรียนเครือข่าย ปตท.สผ.โครงการสุพรรณบุรี 17 โรงเรียน จำนวน 2,000 ใบ โดยมีการเข้าร่วมกิจกรรมในทุกโรงเรียน เพื่อสร้างความสัมพันธ์อันดี ระหว่าง ปตท.สผ. โครงการสุพรรณบุรี โรงเรียน และชุมชน	
Activity Communication	Communication materials used/provided Report	Post-activity communication (If any) Report

Photo:	

Social Development Projects			
Asset:	Suphanburi		
Theme:	2. Education		
Activity:	ปตท.สผ.โครงการสุพรรณบุรี นำโดย แผนกองค์กรสัมพันธ์ ร่วมสนับสนุนกิจกรรมวันเด็กแห่งชาติ ประจำปี 2568 ให้กับ องค์การบริหารส่วนตำบลในพื้นที่ปฏิบัติงานจังหวัดสุพรรณบุรีและจังหวัดนครปฐม จำนวน 40,000 บาท		
Owner:	PSP/S & PTN/A team		
Location:	องค์การบริหารส่วนตำบลในพื้นที่ปฏิบัติงานจังหวัดสุพรรณบุรีและจังหวัดนครปฐม	Date:	13 มกราคม 2568

Stakeholder Group:	1. Government agencies, Regulators		
	7. Communities		
Stakeholder:	Name / Position	Attitude	
		Before	After
	1.แผนกองค์กรสัมพันธ์ ปตท.สผ.โครงการสุพรรณบุรี	Positive	Positive
	2.องค์การบริหารส่วนตำบลในพื้นที่ปฏิบัติงานจังหวัดสุพรรณบุรีและจังหวัดนครปฐม	Positive	Positive
No. of Participation	No. of Stakeholder: 3		
	No. of PTTEP staff as volunteer (if any): 2		
No. of Beneficiaries	2,000		
Actual Expense:	USD 0.00 or THB 40,000.00		
Activity Detail:	ปตท.สผ.โครงการสุพรรณบุรี นำโดย แผนกองค์กรสัมพันธ์ ร่วมสนับสนุนกิจกรรมวันเด็กแห่งชาติ ประจำปี 2568 ให้กับ องค์การบริหารส่วนตำบลวังน้ำเย็น องค์การบริหารส่วนตำบลทุ่งลูกนก องค์การบริหารส่วนตำบลวัดโบสถ์ โดยได้รับเกียรติจากนายกองค์การบริหารส่วนตำบลและเจ้าหน้าที่เป็นผู้รับมอบในครั้งนี้		
Activity Communication	Communication materials used/provided Report	Post-activity communication (If any) Report	
Photo:			

ที่ทำการ
องค์การบริหารส่วนตำบลวังน้ำเย็น

Social Development Projects			
Asset:	Suphanburi		
Theme:	4. Culture		
Activity:	ปตท.สำรวจและผลิตปิโตรเลียม จำกัด (มหาชน) โครงการสุพรรณบุรี นำโดย คุณเกษม สายแสง หัวหน้างานปฏิบัติการผลิตโครงการสุพรรณบุรี และ แผนกองค์กรสัมพันธ์ จัดถวายเทียนจำนำพรรษา จำนวน 15 วัด ในพื้นที่ปฏิบัติงาน จังหวัดสุพรรณบุรี และ จังหวัดนครปฐม เนื่องในวันเข้าพรรษาประจำปี 2568 จำนวน 52,000 บาท		
Owner:	PTN/A Team		
Location:	ในพื้นที่ปฏิบัติงาน จังหวัดสุพรรณบุรี และ จังหวัดนครปฐม	Date:	7 – 9 กรกฎาคม 2568
Stakeholder Group:	1. Government agencies, Regulators		
	7. Communities		

Stakeholder:	Name / Position	Attitude	
		Before	After
	1. หัวหน้างานปฏิบัติการผลิตโครงการสุพรรณบุรี	Positive	Positive
	2. แผนกองค์กรสัมพันธ์ ปตท.สผ.โครงการสุพรรณบุรี	Positive	Positive
	3. นายกองค์การบริหารส่วนตำบลสวนแตง และเจ้าหน้าที่	Positive	Positive
	4. นายกองค์การบริหารส่วนตำบลศาลาขาว และเจ้าหน้าที่	Positive	Positive
	5. วัดในพื้นที่ปฏิบัติงาน	Positive	Positive

No. of Participation	No. of Stakeholder: 15	
	No. of PTTEP staff as volunteer (if any): 3	
No. of Beneficiaries	500	
Actual Expense:	USD 0.00 or THB 52,000.00	
Activity Detail:	ปตท.สำรวจและผลิตปิโตรเลียม จำกัด (มหาชน) โครงการสุพรรณบุรี นำโดย คุณเกษม สายแสง หัวหน้างานปฏิบัติการผลิตโครงการสุพรรณบุรี และ แผนกองค์กรสัมพันธ์ ร่วมกับ องค์การบริหารส่วนตำบลสวนแตง องค์การบริหารส่วนตำบลศาลาขาว โรงเรียนวัดวังน้ำเย็น โรงเรียนวัดไผ่มุ้ง โรงเรียนวัดโบสถ์ โรงเรียนบ้านหนองกร่าง ถวายเทียนจำนำพรรษาเนื่องในวันเข้าพรรษา ประจำปี 2568 จัดถวายเทียนจำนำพรรษา จำนวน 15 วัด ในพื้นที่ปฏิบัติงาน จังหวัดสุพรรณบุรี และ จังหวัดนครปฐม เพื่อสืบสานวัฒนธรรมประเพณีสืบต่อไป จำนวน 52,000 บาท	
Activity Communication	Communication materials used/provided	Post-activity communication (If any) Report

	Report	
Photo:	 	

	ที่ทำการ องค์การบริหารส่วนตำบลศาลาทว

Engagement			
Asset:	Suphanburi		
Activity:	ปตท.สำรวจและผลิตปิโตรเลียม จำกัด (มหาชน) โครงการสุพรรณบุรี นำโดย คุณอนุรักษ์ เพ็งแจ่ม หัวหน้างานปฏิบัติการผลิตโครงการสุพรรณบุรี พร้อมด้วยพนักงานโครงการสุพรรณบุรี ร่วมทอดกฐินผ้าป่าสามัคคีร่วมกับทางชาวบ้านและชุมชน วัดใกล้พื้นที่ปฏิบัติงาน		
Owner:	PSP/S & PTN/A team		
Location:	วัดในพื้นที่ปฏิบัติงาน	Date:	12-19 ตุลาคม 2568
Stakeholder Group:	1. Government agencies, Regulators		
	7. Communities		
Stakeholder Detail:	Name / Position	Attitude	
		Before	After
	หัวหน้างานปฏิบัติการผลิตโครงการสุพรรณบุรี	Positive	Positive
	พนักงานโครงการสุพรรณบุรี	Positive	Positive
	วัดในพื้นที่ปฏิบัติงาน	Positive	Positive
No. of Participation	No. of Stakeholder: 10		
	No. of PTTEP staff as volunteer (if any): 7		
No. of Beneficiaries	1000		
Activity Detail:	ปตท.สำรวจและผลิตปิโตรเลียม จำกัด (มหาชน) โครงการสุพรรณบุรี นำโดย คุณอนุรักษ์ เพ็งแจ่ม หัวหน้างานปฏิบัติการผลิตโครงการสุพรรณบุรี พร้อมด้วยพนักงานโครงการสุพรรณบุรี เนื่องด้วยในวันออกพรรษาของทุกปี จัดให้มีกฐิน		

	ผ้าป่าสามัคคีเพื่อร่วมสืบสานประเพณีที่สืบทอดปฏิบัติกันมาเป็นเวลานาน ปตท.สผ.โครงการสุพรรณบุรีจึงร่วมทอดกฐินผ้าป่าสามัคคีร่วมกับทางชาวบ้านและชุมชน เพื่อทางวัดจะได้นำไปบูรณปฏิสังขรณ์ศาสนสถานและบำรุงพระพุทธศาสนาต่อไป และออกโรงทานสำหรับผู้มาร่วมทำบุญงานทอดกฐินสามัคคี	
Activity Communication	Communication materials used/provided Report	Post-activity communication (If any)
Photo:	 	

	    

	

เอกสารแนบที่ 12

Hazardous Area Classification

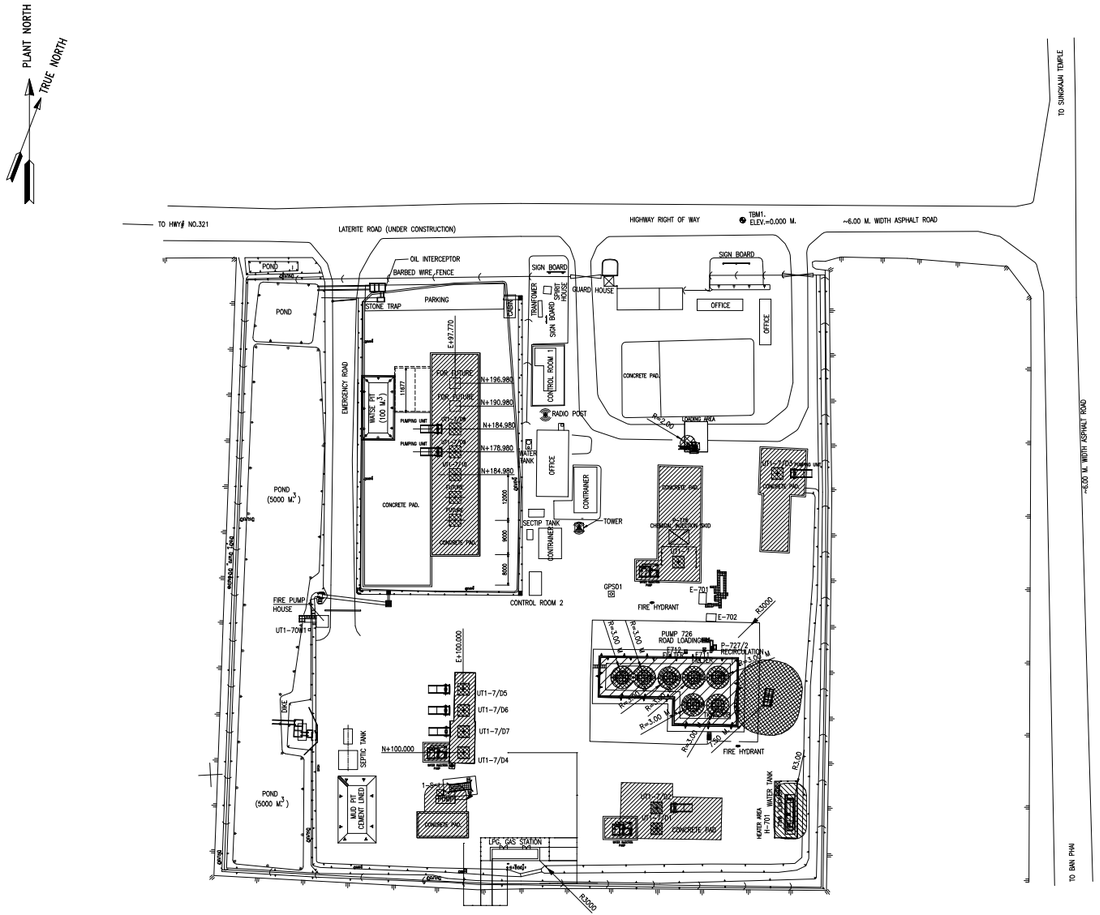
PLANT NORTH
TRUE NORTH
TO HWY# NO.321
LATERITE ROAD (UNDER CONSTRUCTION)
HIGHWAY RIGHT OF WAY
TBM1
ELEV.=0.000 M.
~6.00 M. WIDTH ASPHALT ROAD
TO SUNGKAM TUMPLE
TO BAN PHI
~6.00 M. WIDTH ASPHALT ROAD
OIL INTERCEPTOR
BARBED WIRE FENCE
STONE TRAP
PARKING
POND
POND (5000 M3)
EMERGENCY ROAD
WASTE PIT (100 M3)
CONCRETE PAD.
SIGN BOARD
TRANSFORMER
GUARD HOUSE
OFFICE
CONTROL ROOM 1
RADIO POST
WATER TANK
CONTAINER
SECTIP TANK
TOWER
CONTROL ROOM 2
FIRE PUMP HOUSE
UT1-7/D11
UT1-7/D5
UT1-7/D6
UT1-7/D7
UT1-7/D4
SEPTIC TANK
WASTE PIT (CONCRETE)
LPG GAS STATION
PUMP 726 ROAD LOADING
P-727/2 RECIRCULATION
FIRE HYDRANT
GP501
E-701
E-702
HIGH PRS. FUEL TANK
CHEMICAL INJECTION SKID
E-100,000
N+100,000
E-97,770
N+196,980
N+190,980
N+184,980
N+178,980
N+184,980

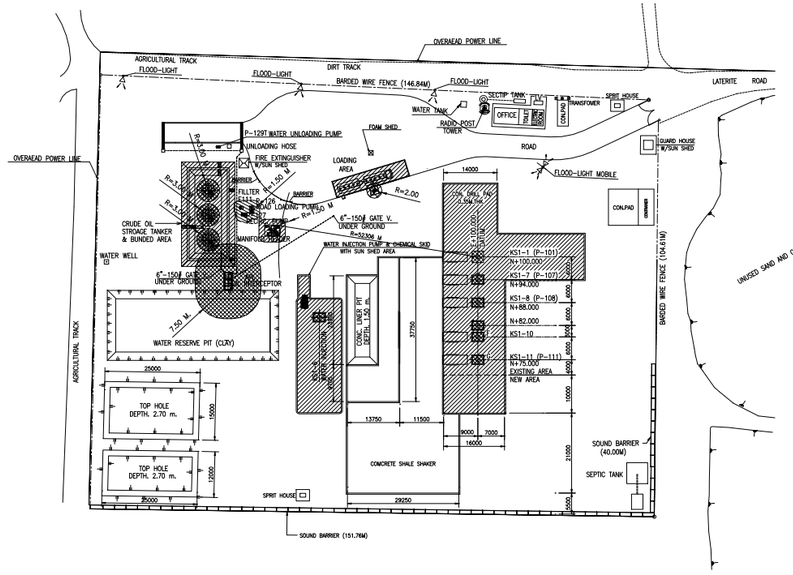
OVERHEAD POWER LINE
AGRICULTURAL TRACK
DIRT TRACK
FLOOD-LIGHT
BARBED WIRE FENCE (146.84M)
LATERITE ROAD
SEPTIP TANK
TRANSFORMER
SPRE HOUSE
WATER TANK
RADIO-POST TOWER
OFFICE
CONLPAD
FOAM SHED
ROAD
GUARD HOUSE W/SUN SHED
P-129T WATER UNLOADING PUMP
UNLOADING HOSE
FIRE EXTINGUISHER W/SUN SHED
LOADING AREA
FLOOD-LIGHT MOBILE
FILTER SEPARATOR
BARRIER
ROAD LOADING PUMP
6"-150# GATE V. UNDER GROUND
CRUDE OIL STRGAGE TANKER & BUNDED AREA
MANIFOLD
WATER INJECTION PUMP W/CHEMICAL SKID WITH SUN SHED AREA
WATER WELL
6"-150# GATE V. UNDER GROUND
INTERCEPTOR
WATER RESERVE PIT (CLAY)
TOP HOLE DEPTH. 2.70 m.
CONC. LINER PIT DEPTH. 1.50 m.
CONCRETE SHALE SHAKER
SPRIT HOUSE
SOUND BARRIER (151.76M)
SOUND BARRIER (40.00M)
SEPTIC TANK
BARBED WIRE FENCE (104.61M)
UNUSED SAND AND GRAVEL BORROW PIT
KS1-1 (P-101)
KS1-7 (P-107)
KS1-8 (P-108)
KS1-10
KS1-11 (P-111)
EXISTING AREA
NEW AREA

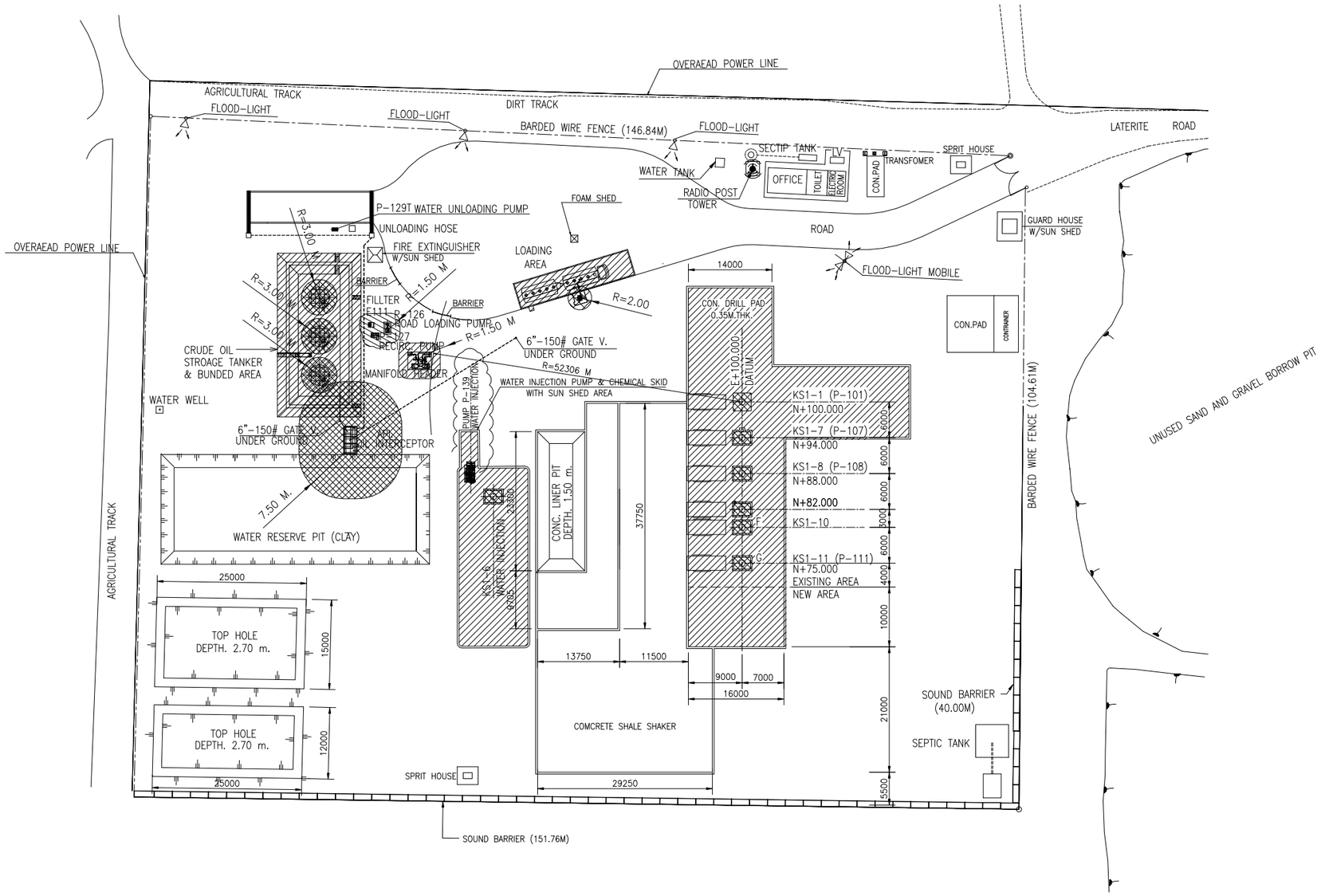

GENERAL NOTES

LEGENDS

- ZONE 0
- ZONE 1
- ZONE 2
- NON-HAZARDOUS / UNCLASSIFIED

REFERENCE DRAWING	DRAWING No.
XXX	XXX

REV.	DESCRIPTION	DATE	DRN.	CH'K	APPD
C1	WATER INJECTION PUMP FOR INJECT PRODUCE WATER AT KS1-6 WELL AND UT1-7D4 WELL	4/18	AA		
6	AS-BUILT SURFACE FACILITIES REQUIREMENT FOR KS1-11 AT KS1 LOCATION	13/11/20	KCP		
5	ISSUED FOR SITE MODIFICATION FOR 'KS1' AT 2 WELLS (CELLAR F,G)	6/9/18	CH.		
4	DEVELOP P&ID AND UPDATE DRAWING FOR PTTEP1	11/16	AA		
3	ASBUILT FOR SURFACE FACILITIES REQ. FOR KS1-7 & KS1-8	11/16	AA		
2	ISSUED FOR UPDATING SITE LAYOUT	23/02/01	AK.	ES.	KP.
1	ISSUED FOR REVISION GENERAL DRAWING	29/1/01	AK.		
0	GENERAL UPDATE DRAWING	25/4/97	AK.	AK.	

PTTEP International Ltd.

KAMPHAENG SAEN , SUPHANBURI

DRAWING TITLE: HAZARDOUS AREA CLASSIFICATION

VENDOR DRAWING No.	SCALE 1:500	DWG. SIZE A1	REV. 4 8 6 2 1

	NAME	DATE	PTTEP CONTRACT No.	PTTEP DRAWING No.
DRAWN	XXX	XXX		KS1-1-4-04-001
CHECKED	XXX	XXX		
APPROVED				

เอกสารแนบที่ 13

เอกสารการตรวจประเมินด้านความปลอดภัยฯ

PTTEP

SSHE Site inspection form

Location KS Month Oct 25

1. Emergency preparedness

No.	Description	Yes	No	N/A	Remark
1	Radio communication (Conditions and readiness)	✓			
2	Mobile phone (Conditions and readiness)	✓			
3	Emergency light (Conditions and readiness)	✓			
4	Emergency searchlight (Conditions and readiness)	✓			
5	Smoke detector (Function test)	✓			
6	First aid kit (Quantity, Expire date and content)	✓			
7	Emergency eye washer (Containment condition, Change water every 1 month)	✓			
8	Fire Fighting System (Fire extinguisher, Foam mixture, Foam drums, Fire hose, Nozzle, Piping, Fire water pump)	✓			
9	Emergency siren (Condition and readiness)	✓			
10	Spinal board (Condition and readiness)	✓			
11	Gas detector (Condition and readiness)	✓			
12	Safety harness are in good condition and readiness e.g. - Lanyard - D-ring and snap hooks - Back, Chest, Leg, Shoulder straps - Any other point	✓			
13	Emergency spill kit (Condition, Quantity and readiness)	✓			
14	The gangways are free from obstruction	✓			

2. Process safety

No.	Description	Yes	No	N/A	Remark
1	Drawings (Onsite and up to date)	✓			
2	Area classification (Onsite and up to date)	✓			
3	Work log book (Up to date to recording)	✓			

2. Process safety (Cont.)

No.	Description	Yes	No	N/A	Remark
4	Safety Data Sheet (Posted at containment)	✓			
5	Pipe, Valve, Wellhead, Storage tank (No rust)	✓			
6	Flexible hose and pipe (Conditions and connections)	✓			
7	Electrical equipment properly secured	✓			
8	No any leakage from process equipment (Pipe, Valve, Wellhead, Storage tank, Connection)	✓			
9	All support are properly	✓			
10	Storage tank bund area (Clean and no any leak)	✓			
11	No oil and any leak to well cellar and oil interceptor	✓			
12	All moving part of machinery adequately guarded	✓			
13	Lock out / Tag out are implemented and log book recording	✓			
14	Lock close / Lock open are implemented	✓			
15	Pipe insulation (Weatherproofing)	✓			
16	All SCE has been tag identified	✓			

3. Waste management

No.	Description	Yes	No	N/A	Remark
1	Waste containment condition (No rust and no leak)	✓			
2	Waste labels are correctly	✓			
3	Waste segregation are correctly	✓			

4. Security system

No.	Description	Yes	No	N/A	Remark
1	Security hand over sheet (Up to date to recording)	✓			
2	Road pits (Conditions)	✓			
3	Security fences (Conditions and color)	✓			
4	General light are adequate	✓			

2. Notice boards

No.	Description	Yes	No	N/A	Remark
1	Company name and asset name	✓			
2	PTTEP SSHE Policy	✓			

3. Notice boards (Cont.)

No.	Description	Yes	No	N/A	Remark
3	SSHE Statistic (LTI, HPI, LOPC, Man-hours and Days)	✓			
4	Recent SSHE Alerts	✓			
5	MoM of SSHE Meeting	✓			

Note: 1. การเบิกยา

1. จุดรองรับสารเคมีบริเวณ Drain sump - ปรับขนญ่า (completed)

Inspected by: [redacted]

Position: SSHE Date: 24/10/25

Inspected by: _____

Position: _____ Date: _____

เอกสารแนบที่ 14

เอกสารใบรับแจ้งให้
บริษัท บีอาร์เค อินเตอร์ทรานสปอร์ต จำกัด
เป็นผู้ขนส่งน้ำมันเชื้อเพลิง ออกโดย กรมธุรกิจพลังงาน

148

ใบรับแจ้งเลขที่ พล ๒๘/๒/๒๕๔๗

แบบ นพ.๑๑๐

กรมธุรกิจพลังงาน

ใบรับแจ้งเป็นผู้ขนส่งน้ำมันเชื้อเพลิง
ตามมาตรา ๑๒

ใบรับแจ้งนี้ออกให้เพื่อแสดงว่า

บริษัท บีอาร์เค อินเตอร์ทรานสปอร์ต จำกัด

สถานประกอบการตั้งอยู่เลขที่ ๑๑๑/๓ ถนน- หมู่ที่๔ ตำบลทับยายเชียง

อำเภอพรหมพิราม จังหวัดพิษณุโลก

ได้แจ้งเป็นผู้ขนส่งน้ำมันเชื้อเพลิง ตามมาตรา ๑๒

แห่งพระราชบัญญัติการค้าน้ำมันเชื้อเพลิง พ.ศ. ๒๕๔๓

เมื่อวันที่ ๒๗ เดือน สิงหาคม พ.ศ. ๒๕๔๗

ออกให้ ณ วันที่ ๒๗ เดือน สิงหาคม พ.ศ. ๒๕๔๗

[redacted]

(นายสมคิด ก้านจันทร์)

ธุรกิจพลังงานจังหวัดพิษณุโลก ปฏิบัติราชการแทน

ผู้ว่าราชการจังหวัดพิษณุโลก ซึ่งได้รับมอบอำนาจจาก

อธิบดีกรมธุรกิจพลังงาน

147

ใบประจำต่อ

ใบรับแจ้งเลขที่ พล.28/2/2547

บริษัท บี.อาร์.เค .อินเตอร์ทรานสปอร์ต จำกัด

<u>บันทึก</u> วันที่ 18 สิงหาคม พ.ศ. 2548 ยอดรวมรถยนต์ของบริษัทฯ จำนวน 80 คัน

พิษณุโลก ทะเบียนเลขที่ [redacted]

ยกเลิก

ใบรับแจ้ง[illegible] 23/2/2547

บริษัท บี อาร์ เค [illegible] ทรานสปอร์ต จำกัด

<u>บันทึก</u> วันที่ 16 ธันวาคม 2548 ได้รับแจ้งจากบริษัท บี อาร์ เค อินเตอร์ทรานสปอร์ต จำกัด ขอเพิ่มรถยนต์ จำนวน 10 คัน

พิษณุโลก ทะเบียนเลขที่ [redacted]

ใบประจำต่อ

ทะเบียนเลขที่ พล 28/2/2547

บริษัท บี อาร์ เค อินเตอร์ทรานสปอร์ต จำกัด

<u>บันทึก</u> วันที่ 10 พฤศจิกายน 2551 ได้รับแจ้งจากบริษัท บี อาร์ เค อินเตอร์ทรานสปอร์ต จำกัด ขอเพิ่มรถยนต์ จำนวน 2 คัน

พิษณุโลก ทะเบียนเลขที่ [redacted] [redacted]

(นายสุรชา ศิพย์โภชนา)
พลังงานจังหวัดพิษณุโลก

<u>บันทึก</u> วันที่ 8 เมษายน 2552 ได้รับแจ้งจากบริษัท บี อาร์ เค อินเตอร์ทรานสปอร์ต จำกัด ขอเพิ่มรถยนต์ จำนวน 2 คัน

พิษณุโลก ทะเบียนเลขที่ [redacted] [redacted]

(นายธนัทโชค แก้วกันยา)
พลังงานจังหวัดพิษณุโลก

<u>บันทึก</u> วันที่ 13 ตุลาคม 2552 ได้รับแจ้งจากบริษัท บี อาร์ เค อินเตอร์ทรานสปอร์ต จำกัด ขอเพิ่มรถยนต์ จำนวน 7 คัน

พิษณุโลก ทะเบียนเลขที่ [redacted]

(นายธนัทโชค แก้วกันยา)
ผู้อำนวยการสำนักงานพลังงานจังหวัดพิษณุโลก

<u>บันทึก</u> วันที่ 5 กุมภาพันธ์ 2553 ได้รับแจ้งจากบริษัท บี อาร์ เค อินเตอร์ทรานสปอร์ต จำกัด ขอเพิ่มรถยนต์ จำนวน 3 คัน

พิษณุโลก ทะเบียนเลขที่ [redacted]

(นายสมบูรณ์ จำเนียรสุขสกุล)
นายช่างเทคนิคชำนาญงาน รักษาราชการแทน
พลังงานจังหวัดพิษณุโลก

ใบประจำต่อ

ใบรับแจ้งเลขที่ พล28/02/2547

บริษัท บี.อาร์.เค อินเตอร์ทรานสปอร์ต จำกัด

<u>บันทึก</u> วันที่ 10 เมษายน พ.ศ. 2549 ได้รับแจ้งจากบริษัทฯ ขอเพิ่มรถยนต์ จำนวน 13 คัน

พิษณุโลก ทะเบียนเลขที่ [redacted]

<u>บันทึก</u> วันที่ 7 มิถุนายน 2550 ได้รับแจ้งจากบริษัทฯ ขอลดรถยนต์ จำนวน 15 คัน

พิษณุโลก ทะเบียนเลขที่ [redacted]

<u>บันทึก</u> วันที่ 7 มิถุนายน 2550 ได้รับแจ้งจากบริษัทฯ ขอเพิ่มรถยนต์ จำนวน 2 คัน

(นายสิงห์ชัย ชึ้งประดิษฐ์)
พลังงานจังหวัดพิษณุโล

พิษณุโลก ทะเบียนเลขที่ [redacted] [redacted]

(นายสิงห์ชัย ชึ้งประดิษฐ์)
พลังงานจังหวัดพิษณุโลก

<u>บันทึก</u> วันที่ 25 มิถุนายน 2550 ได้รับแจ้งจากบริษัทฯ ขอเพิ่มรถยนต์ จำนวน 2 คัน

พิษณุโลก ทะเบียนเลขที่ [redacted] [redacted]

(นายสิงห์ชัย ชึ้งประดิษฐ์)
พลังงานจังหวัดพิษณุโลก

ใบประจำต่อ

ใบรับแจ้งเลขที่ พล 28/2/2547

บริษัท บี อาร์ เค อินเตอร์ทรานสปอร์ต จำกัด

<u>บันทึก</u> วันที่ 19 เมษายน 2553 ได้รับแจ้งจาก บริษัท บี อาร์ เค อินเตอร์ทรานสปอร์ต จำกัด

ขอเพิ่มรถยนต์ จำนวน 5 คัน

พิษณุโลก ทะเบียนเลขที่ [redacted]

(นายธนัทโชค แก้วกันยา)
พลังงานจังหวัดพิษณุโลก

<u>บันทึก</u> วันที่ 12 พฤษภาคม 2553 ได้รับแจ้งจาก บริษัท บี อาร์ เค อินเตอร์ทรานสปอร์ต จำกัด

ขอเพิ่มรถยนต์ จำนวน 5 คัน

พิษณุโลก ทะเบียนเลขที่ [redacted]

(นายธนัทโชค แก้วกันยา)
พลังงานจังหวัดพิษณุโลก

ใบประจำต่อ

ใบรับแจ้งเลขที่ พล 28/2/2547

บริษัท บี อาร์ เค อินเตอร์ทรายสปอร์ต จำกัด

<u>บันทึก</u> วันที่ 24 มิถุนายน 2553 ได้รับแจ้งจาก บริษัท บี อาร์ เค อินเตอร์ทรายสปอร์ต จำกัด

ขอลดรถยนต์ จำนวน 10 คัน

พิษณุโลก ทะเบียนเลขที่ [redacted]

และเพิ่มรถยนต์ จำนวน 10 คัน

พิษณุโลก ทะเบียนเลขที่ [redacted]

(นายธนัทโชค แก้วกันยา)
พลังงานจังหวัดพิษณุโลก

<u>บันทึก</u> วันที่ 18 พฤศจิกายน 2553 ได้แจ้งจาก บริษัท บี อาร์ เค อินเตอร์ทรานสปอร์ต จำกัด

ขอเพิ่มรถยนต์ จำนวน 1 คัน

พิษณุโลก ทะเบียนเลขที่ [redacted]

[redacted]

(นายสมบูรณ์ จำเนียรสุขสกุล)
นายช่างเทคนิคชำนาญงาน รักษาราชการแทน
พลังงานจังหวัดพิษณุโลก

ใบประจำต่อ

ทะเบียนเลขที่ พล ๒๘/๒/๒๕๔๗

บริษัท บี อาร์ เค อินเตอร์ ทรานสปอร์ต จำกัด

บันทึก วันที่ ๑ ตุลาคม ๒๕๕๕ ได้รับแจ้งจาก บริษัท บี อาร์ เค อินเตอร์ทรานสปอร์ต จำกัด ขอ**เพิ่ม**รถยนต์ จำนวน ๕ คัน

พิษณุโลก ทะเบียนเลขที่ [redacted]

(นายธนัทโชค แก้วกันยา)
พลังงานจังหวัดพิษณุโลก

บันทึก วันที่ ๓ มกราคม ๒๕๕๖ ได้รับแจ้งจากบริษัท บี อาร์ เค อินเตอร์ทรานสปอร์ต จำกัด ขอเพิ่มรถยนต์ จำนวน ๓๐ คัน

พิษณุโลก ทะเบียนเลขที่ [redacted]

(นายธนัทโชค แก้วกันยา)
พลังงานจังหวัดพิษณุโลก

ใบประจำต่อ

ทะเบียนเลขที่ พล ๒๘/๒/๒๕๔๗

บริษัท บี อาร์ เค อินเตอร์ ทรานสปอร์ต จำกัด

บันทึก วันที่ ๒๙ มกราคม ๒๕๕๖ ได้รับแจ้งจาก บริษัท บี อาร์ เค อินเตอร์ทรานสปอร์ต จำกัด ขอ**เพิ่ม**รถยนต์ จำนวน ๖ คัน

พิษณุโลก ๖ คัน ทะเบียนเลขที่ [redacted]

(นายธนัทโชค แก้วกันยา)
พลังงานจังหวัดพิษณุโลก

บันทึก วันที่ ๖ กุมภาพันธ์ ๒๕๕๖ ได้รับแจ้งจาก บริษัท บี อาร์ เค อินเตอร์ทรานสปอร์ต จำกัด ขอ**เพิ่ม**รถยนต์ จำนวน ๑๐ คัน

พิษณุโลก ทะเบียนเลขที่ [redacted]

(นายธนัทโชค แก้วกันยา)
พลังงานจังหวัดพิษณุโลก

บันทึก วันที่ ๒๐ กุมภาพันธ์ ๒๕๕๖ ได้รับแจ้งจากบริษัท บี อาร์ เค อินเตอร์ทรานสปอร์ต จำกัด ขอ**ลด**รถยนต์ จำนวน ๒ คัน

พิษณุโลก ทะเบียนเลขที่ [redacted]

(นายธนัทโชค แก้วกันยา)
พลังงานจังหวัดพิษณุโลก

บันทึก วันที่ ๒๐ กุมภาพันธ์ ๒๕๕๖ ได้รับแจ้งจากบริษัท บี อาร์ เค อินเตอร์ทรานสปอร์ต จำกัด ขอ**เพิ่ม**รถยนต์ จำนวน ๒ คัน

พิษณุโลก ทะเบียนเลขที่ [redacted]

(นายธนัทโชค แก้วกันยา)
พลังงานจังหวัดพิษณุโลก

ใบประจำต่อ

ทะเบียนเลขที่ พล ๒๘/๒/๒๕๔๗

บริษัท บี อาร์ เค อินเตอร์ทรานสปอร์ต จำกัด

<u>บันทึก</u> วันที่ ๒๓ สิงหาคม ๒๕๕๖ ได้รับแจ้งจากบริษัท บี อาร์ เค อินเตอร์ทรานสปอร์ต จำกัด ขอ**เพิ่ม**รถยนต์ จำนวน ๑๐ คัน

พิษณุโลก ทะเบียนเลขที่ [redacted]

(นายธนัทโชค แก้วกันยา)
พลังงานจังหวัดพิษณุโลก

<u>บันทึก</u> วันที่ ๑๘ ตุลาคม ๒๕๕๖ ได้รับแจ้งจากบริษัท บี อาร์ เค อินเตอร์ทรานสปอร์ต จำกัด ขอ**เพิ่ม**รถยนต์ จำนวน ๒๐ คัน

พิษณุโลก ทะเบียนเลขที่ [redacted]

(นายสมบูรณ์ จำเนียรสุขสกุล)
นายช่างเทคนิคชำนาญงาน รักษาราชการแทน
พลังงานจังหวัดพิษณุโลก

ใบประจำต่อ

ทะเบียนเลขที่ พล ๒๘/๒/๒๕๔๗

บริษัท บี อาร์ เค อินเตอร์ทรานสปอร์ต จำกัด

<u>บันทึก</u> วันที่ ๑๑ พฤศจิกายน ๒๕๕๖ ได้รับแจ้งจากบริษัทฯ ขอเพิ่มยานพาหนะ จำนวน ๔๒ คัน

พิษณุโลก ทะเบียนเลขที่ [redacted]

(นายสมบูรณ์ จำเนียรสุขสกุล)

นายช่างเทคนิคชำนาญงาน รักษาราชการแทน

พลังงานจังหวัดพิษณุโลก

ใบประจำต่อ

ทะเบียนเลขที่ พล ๒๘/๒/๒๕๔๗

บริษัท บี อาร์ เค อินเตอร์ทรานสปอร์ต จำกัด

<u>บันทึก</u> วันที่ ๑๑ มีนาคม ๒๕๕๗ ได้รับแจ้งจากบริษัทฯ ขอเพิ่มยานพาหนะ จำนวน ๓ คัน

พิษณุโลก ทะเบียนเลขที่ [redacted]

(นายสมบูรณ์ จำเนียรสุขสกุล)
นายช่างเทคนิคชำนาญงาน รักษาราชการแทน
พลังงานจังหวัดพิษณุโลก

<u>บันทึก</u> วันที่ ๒ เมษายน ๒๕๕๗ ได้รับแจ้งจากบริษัทฯ ขอเพิ่มยานพาหนะ จำนวน ๒ คัน

พิษณุโลก ทะเบียนเลขที่ [redacted]

(นายสมบูรณ์ จำเนียรสุขสกุล)
นายช่างเทคนิคชำนาญงาน รักษาราชการแทน
พลังงานจังหวัดพิษณุโลก

<u>บันทึก</u> วันที่ ๒๙ พฤษภาคม ๒๕๕๗ ได้รับแจ้งจากบริษัทฯ ขอเพิ่มยานพาหนะ จำนวน ๓ คัน

พิษณุโลก ทะเบียนเลขที่ [redacted]

รวมเป็น ๒๑๖ คัน

[redacted]

<u>บันทึก</u> วันที่ ๑๖ มิถุนายน ๒๕๕๗ ได้รับแจ้งจากบริษัทฯ ขอเพิ่มยานพาหนะ จำนวน ๖ คัน

พิษณุโลก ทะเบียนเลขที่ [redacted]

(นายสุรินทร์ แสงไทยทวีพร)
พลังงานจังหวัดพิษณุโลก

ใบประจำต่อ

ทะเบียนเลขที่ พล ๒๘/๒/๒๕๔๗

บริษัท บี อาร์ เค อินเตอร์ทรานสปอร์ต จำกัด

<u>บันทึก</u> วันที่ ๗ มกราคม ๒๕๕๘ ได้รับแจ้งจากบริษัทฯ ขอลดยานพาหนะ จำนวน ๕๓ คัน

พิษณุโลก ทะเบียนเลขที่ [redacted]

(นายศุภชัย บุบผาเดช)

นักวิชาการพลังงานชำนาญการ รักษาราชการแทน

พลังงานจังหวัดพิษณุโลก

ใบประจำต่อ

ทะเบียนเลขที่ พล ๒๘/๒/๒๕๔๗

บริษัท บี อาร์ เค อินเตอร์ทรานสปอร์ต จำกัด

<u>บันทึก</u> วันที่ ๒๐ พฤษภาคม ๒๕๕๘ ได้รับแจ้งจากบริษัทฯ ขอลดยานพาหนะ จำนวน ๑๕ คัน

พิษณุโลก ทะเบียนเลขที่ [redacted]

(นายตามเฉลิมพ์ จันทนาคร)

พลังงานจังหวัดพิษณุโลก

ใบประจำต่อ

ทะเบียนเลขที่ พล ๒๘/๒/๒๕๔๗

บริษัท บี อาร์ เค อินเตอร์ทรานสปอร์ต จำกัด

<u>บันทึก</u> วันที่ ๔ มีนาคม ๒๕๕๙ ได้รับแจ้งจากบริษัทฯ ขอ**เพิ่ม**ยานพาหนะ จำนวน ๓๐ คัน

พิษณุโลก ทะเบียนเลขที่ [redacted]

(นายตามเฉลิมพ์ จันทนาคร)

พลังงานจังหวัดพิษณุโลก

30

142

ใบประจำต่อ

ทะเบียนเลขที่ พล ๒๘/๒/๒๕๔๗

บริษัท บีอาร์เค อินเตอร์ทรานสปอร์ต จำกัด

<u>บันทึก</u> วันที่ ๓๐ มิถุนายน ๒๕๕๙ ได้รับแจ้งจากบริษัทฯ ขอลดยานพาหนะ จำนวน ๗๓ คัน

พิษณุโลก ทะเบียนเลขที่ [redacted]

[redacted]

(นายตามเฉลิมพ์ จันทนาคร)
พลังงานจังหวัดพิษณุโลก

<u>บันทึก</u> วันที่ ๑๒ เมษายน ๒๕๖๐ ได้รับแจ้งจากบริษัทฯ ขอ**ลด**ยานพาหนะ จำนวน ๖ คัน

พิษณุโลก ทะเบียนเลขที่ [redacted]

(นายคุมาชัย บุบผาเดช)
นักวิชาการพลังงานชำนาญการ รักษาราชการแทน
พลังงานจังหวัดพิษณุโลก

ใบประจำต่อ

ทะเบียนเลขที่ พล ๒๘/๒/๒๕๔๗

บริษัท บีอาร์เค อินเตอร์ทรานสปอร์ต จำกัด

<u>บันทึก</u> วันที่ ๓๐ ตุลาคม ๒๕๖๐ ได้รับแจ้งจากบริษัทฯ ขอ**เพิ่ม**ยานพาหนะ จำนวน ๔ คัน

พิษณุโลก ทะเบียนเลขที่ [redacted]

(นายตามเฉลิมพ์ จันทนาคร)

พลังงานจังหวัดพิษณุโลก

<u>บันทึก</u> วันที่ ๒ พฤศจิกายน ๒๕๖๐ ได้รับแจ้งจากบริษัทฯ ขอ**เพิ่ม**ยานพาหนะ จำนวน ๕ คัน

พิษณุโลก ทะเบียนเลขที่ [redacted]

(นายตามเฉลิมพ์ จันทนาคร)

พลังงานจังหวัดพิษณุโลก

<u>บันทึก</u> วันที่ ๒๘ กุมภาพันธ์ ๒๕๖๒ ได้รับแจ้งจากบริษัทฯ ขอ**ลด**ยานพาหนะ จำนวน ๑ คัน

พิษณุโลก ทะเบียนเลขที่ [redacted]

(นายศุภชัย บุบผาเดช)

นักวิชาการพลังงานชำนาญการ รักษาราชการแทน

พลังงานจังหวัดพิษณุโลก

ใบประจำต่อ

ทะเบียนเลขที่ พล ๒๘/๒/๒๕๔๗

บริษัท บีอาร์เค อินเตอร์ทรานสปอร์ต จำกัด

<u>บันทึก</u> วันที่ ๔ มีนาคม ๒๕๖๒ ได้รับแจ้งจากบริษัทฯ ขอ**เพิ่ม**ยานพาหนะ จำนวน ๒ คัน

พิษณุโลก ทะเบียนเลขที่ [redacted]

(นายศุภาชัย บุบผาเดช)

นักวิชาการพลังงานชำนาญการ รักษาราชการแทน

พลังงานจังหวัดพิษณุโลก

<u>บันทึก</u> วันที่ ๗ สิงหาคม ๒๕๖๒ ได้รับแจ้งจากบริษัทฯ ขอ**เพิ่ม**ยานพาหนะ จำนวน ๑๕ คัน

พิษณุโลก ทะเบียนเลขที่ [redacted]

(นายณัทกร ยุทธทัตพล)

พลังงานจังหวัดพิษณุโลก

ใบประจำต่อ

ทะเบียนเลขที่ พล ๒๘/๒/๒๕๔๗

บริษัท บีอาร์เค อินเตอร์ทรานสปอร์ต จำกัด

<u>บันทึก</u> วันที่ ๕ มีนาคม ๒๕๖๓ ได้รับแจ้งจากบริษัทฯ ขอ**เพิ่ม**ยานพาหนะ จำนวน ๕ คัน

พิษณุโลก ทะเบียนเลขที่ [redacted]

(นายณัทกร ยุทธทัตพล)

พลังงานจังหวัดพิษณุโลก ปฏิบัติราชการแทน

ผู้ว่าราชการจังหวัดพิษณุโลก

ใบประจำต่อ

ทะเบียนเลขที่ พล ๒๘/๒/๒๕๔๗

บริษัท บีอาร์เค อินเตอร์ทรานสปอร์ต จำกัด

<u>บันทึก</u> วันที่ ๑๐ กรกฎาคม ๒๕๖๓ ได้รับแจ้งจากบริษัทฯ ขอ**เพิ่ม**ยานพาหนะ จำนวน ๒ คัน

พิษณุโลก ทะเบียนเลขที่ [redacted]

ขอ**ลด**ยานพาหนะ จำนวน ๗๐ คัน

พิษณุโลก ทะเบียนเลขที่ [redacted]

[redacted]

(นายณัทกร ยุทธทัตพล)
พลังงานจังหวัดพิษณุโลก ปฏิบัติราชการแทน
ผู้ว่าราชการจังหวัดพิษณุโลก

<u>บันทึก</u> วันที่ ๒๕ กันยายน ๒๕๖๓ ได้รับแจ้งจากบริษัทฯ ขอ**เพิ่ม**ยานพาหนะ จำนวน ๑ คัน

พิษณุโลก ทะเบียนเลขที่ [redacted]

(นายณัทกร ยุทธทัตพล)
พลังงานจังหวัดพิษณุโลก ปฏิบัติราชการแทน
ผู้ว่าราชการจังหวัดพิษณุโลก

ใบประจำต่อ

ทะเบียนเลขที่ พล ๒๘/๒/๒๕๖๓

บริษัท บีอาร์เค อินเตอร์ทรานสปอร์ต จำกัด

<u>บันทึก</u> วันที่ ๒ ตุลาคม ๒๕๖๓ ได้รับแจ้งจากบริษัทฯ **<u>ขอลด</u>** ยานพาหนะรถยนต์ จำนวน ๕ คัน

พิษณุโลก ทะเบียนเลขที่ [redacted]

รวมเป็น ๘๒ คัน [redacted]

(นายณัทกร ยุทธทัตพล)

พลังงานจังหวัดพิษณุโลก ปฏิบัติราชการแทน

ผู้ว่าราชการจังหวัดพิษณุโลก

<u>บันทึก</u> วันที่ ๒ ตุลาคม ๒๕๖๓ ได้รับแจ้งจากบริษัทฯ **<u>ขอเพิ่ม</u>** ยานพาหนะรถยนต์ จำนวน ๑๑ คัน

พิษณุโลก ทะเบียนเลขที่ [redacted]

รวมเป็น ๙๓ คัน [redacted]

(นายณัทกร ยุทธทัตพล)

พลังงานจังหวัดพิษณุโลก ปฏิบัติราชการแทน

ผู้ว่าราชการจังหวัดพิษณุโลก

แผ่นที่ ๒๑

ใบประจำต่อ

ทะเบียนเลขที่ พล ๒๘/๒/๒๕๔๗

บริษัท บีอาร์เค อินเตอร์ทรานสปอร์ต จำกัด

<u>บันทึก</u> วันที่ ๒๔ มีนาคม ๒๕๖๔ ได้รับแจ้งจากบริษัทฯ **<u>ขอเพิ่ม</u>** ยานพาหนะรถยนต์ จำนวน ๑๕ คัน

พิษณุโลก	ทะเบียนเลขที่ [redacted]
พิษณุโลก	ทะเบียนเลขที่
พิษณุโลก	ทะเบียนเลขที่
พิษณุโลก	ทะเบียนเลขที่
พิษณุโลก	ทะเบียนเลขที่
พิษณุโลก	ทะเบียนเลขที่
พิษณุโลก	ทะเบียนเลขที่
พิษณุโลก	ทะเบียนเลขที่
พิษณุโลก	ทะเบียนเลขที่
พิษณุโลก	ทะเบียนเลขที่
พิษณุโลก	ทะเบียนเลขที่
พิษณุโลก	ทะเบียนเลขที่
พิษณุโลก	ทะเบียนเลขที่
พิษณุโลก	ทะเบียนเลขที่
พิษณุโลก	ทะเบียนเลขที่

รวมเป็น ๑๐๘ คัน [redacted]

(นายณัทกร ยุทธทัตพล)

พลังงานจังหวัดพิษณุโลก ปฏิบัติราชการแทน

ผู้ว่าราชการจังหวัดพิษณุโลก

ใบประจำต่อ
ทะเบียนเลขที่ พล ๒๘/๒/๒๕๔๗
บริษัท บีอาร์เค อินเตอร์ทรานสปอร์ต จำกัด

<u>บันทึก</u> วันที่ ๒๐ เมษายน ๒๕๖๔ ได้รับแจ้งจากบริษัทฯ **<u>ขอเพิ่ม</u>** ยานพาหนะรถยนต์ จำนวน ๓ คัน

พิษณุโลก ทะเบียนเลขที่ [redacted]
พิษณุโลก ทะเบียนเลขที่ [redacted]
พิษณุโลก ทะเบียนเลขที่ [redacted]

รวมเป็น ๑๑๑ คัน

[redacted]

(นายณัทกร ยุทธทัตพล)
พลังงานจังหวัดพิษณุโลก ปฏิบัติราชการแทน
ผู้ว่าราชการจังหวัดพิษณุโลก

<u>บันทึก</u> วันที่ ๒๑ มิถุนายน ๒๕๖๔ ได้รับแจ้งจากบริษัทฯ **<u>ขอเพิ่ม</u>** ยานพาหนะรถยนต์ จำนวน ๔ คัน

พิษณุโลก ทะเบียนเลขที่ [redacted]
พิษณุโลก ทะเบียนเลขที่ [redacted]
พิษณุโลก ทะเบียนเลขที่ [redacted]
พิษณุโลก ทะเบียนเลขที่ [redacted]

รวมเป็น ๑๑๕ คัน [redacted]

(นายณัทกร ยุทธทัตพล)
พลังงานจังหวัดพิษณุโลก ปฏิบัติราชการแทน
ผู้ว่าราชการจังหวัดพิษณุโลก

แผ่นที่ ๒๓

ใบประจำต่อ

ทะเบียนเลขที่ พล ๒๘/๒/๒๕๔๗

บริษัท บีอาร์เค อินเตอร์ทรานสปอร์ต จำกัด

<u>บันทึก</u> วันที่ ๔ กุมภาพันธ์ ๒๕๖๕ ได้รับแจ้งจากบริษัทฯ **<u>ขอเพิ่ม</u>** ยานพาหนะรถยนต์ จำนวน ๓ คัน

พิษณุโลก	ทะเบียนเลขที่	[redacted]
พิษณุโลก	ทะเบียนเลขที่	
พิษณุโลก	ทะเบียนเลขที่	

รวมเป็น ๑๑๘ คัน

[redacted]

(นายศุภชัย บุบผาเดช)
นักวิชาการพลังงานชำนาญการ รักษาราชการแทน
พลังงานจังหวัดพิษณุโลก ปฏิบัติราชการแทน
ผู้ว่าราชการจังหวัดพิษณุโลก

แผ่นที่ ๒๔

ใบประจำต่อ
ทะเบียนเลขที่ พล ๒๘/๒/๒๕๔๗
บริษัท บีอาร์เค อินเตอร์ทรานสปอร์ต จำกัด

<u>บันทึก</u> วันที่ ๑๘ กุมภาพันธ์ ๒๕๖๕ ได้รับแจ้งจากบริษัทฯ **<u>ขอเพิ่ม</u>** ยานพาหนะรถยนต์ จำนวน ๔ คัน

พิษณุโลก	ทะเบียนเลขที่ [redacted]
พิษณุโลก	ทะเบียนเลขที่
พิษณุโลก	ทะเบียนเลขที่
พิษณุโลก	ทะเบียนเลขที่

รวมเป็น ๑๒๒ คัน [redacted]

(นายศุภชัย บุบผาเดช)
นักวิชาการพลังงานชำนาญการ รักษาราชการแทน
พลังงานจังหวัดพิษณุโลก ปฏิบัติราชการแทน
ผู้ว่าราชการจังหวัดพิษณุโลก

ใบประจำต่อ

ทะเบียนเลขที่ พล ๒๘/๒/๒๕๔๗

บริษัท บีอาร์เค อินเตอร์ทรานสปอร์ต จำกัด

<u>บันทึก</u> วันที่ ๘ มีนาคม ๒๕๖๕ ได้รับแจ้งจากบริษัทฯ **<u>ขอเพิ่ม</u>** ยานพาหนะรถยนต์ จำนวน ๕ คัน

พิษณุโลก	ทะเบียนเลขที่	[redacted]
พิษณุโลก	ทะเบียนเลขที่	
พิษณุโลก	ทะเบียนเลขที่	
พิษณุโลก	ทะเบียนเลขที่	
พิษณุโลก	ทะเบียนเลขที่	

รวมเป็น ๑๒๗ คัน

[redacted]

(นายศุภชัย บุบผาเดช)

นักวิชาการพลังงานชำนาญการ รักษาราชการแทน

พลังงานจังหวัดพิษณุโลก ปฏิบัติราชการแทน

ผู้ว่าราชการจังหวัดพิษณุโลก

แผ่นที่ ๒๖

ใบประจำต่อ

ทะเบียนเลขที่ พล ๒๘/๒/๒๕๔๗

บริษัท บีอาร์เค อินเตอร์ทรานสปอร์ต จำกัด

บันทึก วันที่ ๔ เมษายน ๒๕๖๕ ได้รับแจ้งจากบริษัทฯ **ขอเพิ่ม** ยานพาหนะรถยนต์ จำนวน ๑ คัน

พิษณุโลก ทะเบียนเลขที่ [redacted]

รวมเป็น ๑๒๘ คัน

[redacted]

(นายนพดล อุลาทะ)

พลังงานจังหวัดพิษณุโลก ปฏิบัติราชการแทน

ผู้ว่าราชการจังหวัดพิษณุโลก

ใบประจำต่อ
ทะเบียนเลขที่ พล ๒๘/๒/๒๕๔๗
บริษัท บีอาร์เค อินเตอร์ทรานสปอร์ต จำกัด

<u>บันทึก</u> วันที่ ๒๒ กรกฎาคม ๒๕๖๕ ได้รับแจ้งจากบริษัทฯ **<u>ขอเพิ่ม</u>** ยานพาหนะรถยนต์ จำนวน ๘ คัน

พิษณุโลก	ทะเบียนเลขที่	[redacted]
พิษณุโลก	ทะเบียนเลขที่	
พิษณุโลก	ทะเบียนเลขที่	
พิษณุโลก	ทะเบียนเลขที่	
พิษณุโลก	ทะเบียนเลขที่	
พิษณุโลก	ทะเบียนเลขที่	
พิษณุโลก	ทะเบียนเลขที่	
พิษณุโลก	ทะเบียนเลขที่	

รวมเป็น ๑๓๖ คัน

[redacted]

(นายนพดล อุศาหะ)
พลังงานจังหวัดพิษณุโลก ปฏิบัติราชการแทน
ผู้ว่าราชการจังหวัดพิษณุโลก

ใบประจำต่อ

ทะเบียนเลขที่ พล ๒๘/๒/๒๕๔๗

บริษัท บีอาร์เค อินเตอร์ทรานสปอร์ต จำกัด

บันทึก วันที่ ๒ สิงหาคม ๒๕๖๕ ได้รับแจ้งจากบริษัทฯ **ขอเพิ่ม** ยานพาหนะรถยนต์ จำนวน ๑ คัน

พิษณุโลก ทะเบียนเลขที่ [redacted]

รวมเป็น ๑๓๗ คัน

[redacted]

(นายนรินทร์ พันธ์เขียว)

นักวิชาการพลังงานชำนาญการพิเศษ รักษาราชการแทน

พลังงานจังหวัดพิษณุโลก ปฏิบัติราชการแทน

ผู้ว่าราชการจังหวัดพิษณุโลก

ใบประจำต่อ

ทะเบียนเลขที่ พล ๒๘/๒/๒๕๔๗

บริษัท บีอาร์เค อินเตอร์ทรานสปอร์ต จำกัด

<u>บันทึก</u> วันที่ ๒๕ พฤศจิกายน ๒๕๖๕ ได้รับแจ้งจากบริษัทฯ ขอแก้ไขเปลี่ยนแปลงที่อยู่
จากเดิม เลขที่ [redacted]
เป็นที่อยู่ใหม่ เลขที่ [redacted]

[redacted]

พลังงานจังหวัดพิษณุโลก ปฏิบัติราชการแทน
ผู้ว่าราชการจังหวัดพิษณุโลก

ใบประจำต่อ
ทะเบียนเลขที่ พล ๒๘/๒/๒๕๔๗
บริษัท บีอาร์เค อินเตอร์ทรานสปอร์ต จำกัด

บันทึก วันที่ ๒๐ ธันวาคม ๒๕๖๕ ได้รับแจ้งจากบริษัทฯ **ขอลด** ยานพาหนะ จำนวน ๑ คัน

พิษณุโลก ทะเบียนเลขที่ [redacted]

คงเหลือ ๑๓๖ คัน

[redacted]

(นายนพดล อุลาหะ)
พลังงานจังหวัดพิษณุโลก ปฏิบัติราชการแทน
ผู้ว่าราชการจังหวัดพิษณุโลก

ใบประจำต่อ
ทะเบียนเลขที่ พล ๒๘/๒/๒๕๔๗
บริษัท บีอาร์เค อินเตอร์ทรานสปอร์ต จำกัด

<u>บันทึก</u> วันที่ ๖ กุมภาพันธ์ ๒๕๖๖ ได้รับแจ้งจากบริษัทฯ **<u>ขอเพิ่ม</u>** ยานพาหนะ จำนวน ๒ คัน

พิษณุโลก ทะเบียนเลขที่ [redacted]
พิษณุโลก ทะเบียนเลขที่ [redacted]

รวมเป็น ๑๓๘ คัน

[redacted]
(นายนพดล อุสาหะ)
พลังงานจังหวัดพิษณุโลก ปฏิบัติราชการแทน
ผู้ว่าราชการจังหวัดพิษณุโลก

ใบประจำต่อ

ทะเบียนเลขที่ พล ๒๘/๒/๒๕๔๗

บริษัท บีอาร์เค อินเตอร์ทรานสปอร์ต จำกัด

<u>บันทึก</u> วันที่ ๒๒ ตุลาคม ๒๕๖๗ ได้รับแจ้งจากห้างฯ **<u>ขอเพิ่ม</u>** ยานพาหนะ จำนวน ๕ คัน

พิษณุโลก ทะเบียนเลขที่ [redacted]
พิษณุโลก ทะเบียนเลขที่
พิษณุโลก ทะเบียนเลขที่
พิษณุโลก ทะเบียนเลขที่
พิษณุโลก ทะเบียนเลขที่

คงเหลือ ๑๔๓ คัน

[redacted]

(นายนพดล อุสาหะ)
พลังงานจังหวัดพิษณุโลก ปฏิบัติราชการแทน
ผู้ว่าราชการจังหวัดพิษณุโลก

เอกสารแนบที่ 15

Suphanburi Emergency Response Plan

PTTEP

PTT Exploration and Production Public Company Limited

SUPHANBURI EMERGENCY RESPONSE PLAN

Document Code: 13250-PDR-SSHE-501/08-R03

November 2021

UNCONTROLLED when printed, visit PTTEP SSHE intranet for the latest version.

Approval Register	
Document Subject	SUPHANBURI EMERGENCY RESPONSE PLAN
Document Code	13250-PDR-SSHE-501/08-R03
Document Owner	Suphanburi Asset (PSR/F)
Prepared by	Keadyupa Tongprom
Effective Date	November 2021

Review and Approve

	Name	Signature	Date
Technical Reviewer	Sutthiluk Phaisun Senior Technician, SSHE	Sutthiluk P. Digitally signed by SutthilukP DN: =SutthilukP Date:2021.11.26 09.46:23+07'00'	
Document Custodian , Owner	Thanakrit Phongthanapatpokin Supervisor, Operations	[redacted]	gitally signed by ThanakritPh l: cn=ThanakritPh te: 2021.11.30 10:22:01 7'00'
	Chanyuth Nanthasuthivaree Supervisor, Operations	[redacted]	Digitally signed by ChanyuthN Date: 2021.11.27 11:17:33 +07'00'
Approval Authority	Chansin Kaewwetchawong VP, attached to SVP, Thai Onshore Asset	[redacted]	1 / 12 / 2021
	Nopadon Chinabutr SVP, Thai Onshore Asset	[redacted]	1 / 12 / 2021

THIS DOCUMENT WILL BE REVIEWED EVERY **5 YEARS** FROM DATE OF APPROVAL OR REVISED EARLIER IF NECESSARY.

TABLE OF CONTENTS

1. PURPOSE 1

2. SCOPE 1

3. EMERGENCY MANAGEMENT 2

3.1 EMERGENCY CLASSIFICATION 2

3.2 FIRE AND EMERGENCY RESPONSE 3

3.3 EMERGENCY NOTIFICATIONS AND COMMUNICATION 11

3.4 ROLES AND RESPONSIBILITIES 13

3.5 MEDICAL EVACUATION DEFINITION 16

3.6 PREVENTING PLAN 17

3.7 MONITORING PLAN 20

3.8 FIRE EVACUATION PLAN 21

3.9 EMERGENCY CAMPAIGN 23

3.10 TRAINING & EXERCISES PLAN 23

ROLES AND RESPONSIBILITIES 24

DEFINITION AND ACRONYMS 24

REFERENCES 27

REVISION HISTORY 28

INTRODUCTION

1. PURPOSE

The purpose of this plan is to establish procedures to deal with any emergency event that may occur during Suphanburi Asset oil production operations.

- To define the overall emergency organization with roles & responsibilities.
- To define the actions to be taken by the Suphanburi Asset's Emergency Response Team (ERT).
- To define the actions to be taken by Suphanburi Asset Support Team to support the ERT.
- To define interface between Suphanburi Asset's teams and PTTEP Corporate.

Objectives of the Emergency Response in the following order of priority:

- Protection of People
- Protection of Environment
- Protection of Property
- Protection of the Business and Reputation

2. SCOPE

The scope of this EMP is to cover the roles, responsibilities and process that the EMT will follow when responding to an actual or potential incident. Suphanburi Asset that may become of significant concern to the company business.

This plan covers all operations and activities Suphanburi Asset including incidents of (but not limited to) the following nature:

- Suphanburi Asset Operational Incidents
- Environmental incidents
- Security Incidents
- Logistics Incidents
- Health Incidents
- Suphanburi Asset Personnel Incidents
- Drilling Locations (where Suphanburi Asset team provides support to Drilling)

REQUIREMENTS

3. EMERGENCY MANAGEMENT

3.1 EMERGENCY CLASSIFICATION

During Emergency case will effects of different depend on the severity of the emergency, Potential of equipment, Emergency management, knowledge and skill by impact level Refer to 11038-STD-SSHE-501-R05: Emergency and Crisis Management Standard.

Impact Rating	Project Cost + Schedule	Legal / Compliance	Property Damage **	Financial	People*	Environment***	Image/Reputation	Rare (A) Event occurrence is remote and/or never heard of in the EP industry	Unlikely (B) Event has occurred a few times in the EP industry or is unlikely to occur in PTTEP	Possible (C) Event has occurred several times in the EP industry or occurred once in PTTEP or may occur in PTTEP	Likely (D) Event has occurred several times per year in the EP industry or more than once per year in PTTEP or occurred in the same location or is likely to occur in PTTEP	Almost Certain (E) Event has occurred frequently in the EP industry or occurred more than once per year at the same location or is expected to occur in PTTEP
Critical (5)	Impact on cost or schedule > 10%	Dismissal of Board + Management Revocation of any licenses or permits Imprisonment > 12 months Fines/Compensation: Thai law > 3 M THB; Foreign laws > 1M USD	Loss > $50M	> 10% of NI/NPV/EMV	Multiple fatalities	Spill > 100K bbl Tier 3 International assistance, major financial consequences, persistent severe environmental damage.	International media coverage Formal complaint from international authority	Note 1	Note 1			
Serious (4)	Impact on cost or schedule 5-10%	Suspension of stock trading Suspension of licenses or permits Imprisonment 6-12 months Fines/compensation: Thai law 1M-3M THB; Foreign laws 200K-1M USD	Loss between $5-50M	5-10% of NI/NPV/EMV	Multiple LWDC One permanent disability One fatality	Spill > 10K bbl Tier 2 Regional assistance, severe envi. damage, take extensive resources to restore.	National media coverage Local community protest with national influencer					
Significant (3)	Impact on cost or schedule 2.5-5%	Imprisonment ≤ 6 months Fines/compensation: Thai laws < 100k-5M THB; Foreign laws 5K-200K USD	Loss between $100K-5M	0.1-1% of NI/NPV/EMV	Single LWDC Multiple RWDC	Spill > 1,000 bbl Tier 1 Localised effect, limited effect, repeat breaches of statutory.	Regional media coverage Online media spread Local community protest with provincial/state influencer					
Moderate (2)	Impact on cost or schedule 1.25-2.5%	Fines /compensation: Thai laws < 100K THB; Foreign laws < 5K USD	Loss between $10K-100K	0.01-0.1% of NI/NPV/EMV	MTC Single RWDC	Spill > 1 bbl no lasting effect, single breach of statutory.	Local media internet Influenced online media post Local community aggregation					
Minor (1)	Impact on cost or schedule <1.25%	No penalty Breach but can be resolved without any actual punishment	Loss < $10K	< 0.01% of NI/NPV/EMV	Minor injury with First Aid	Spill < 1 bbl Slight effect within fence, negligible financial consequences.	No news coverage Non-influenced online media post Local community complaint				Note 2	Note 2

*, **, ***: Refer to qualitative explanation on next page.
(1) If residual risk is in A,1 or A,2 have to focus on reducing consequences.
(2) If residual risks in E.4 or E.5 focus on reducing frequency of occurrence
Consequences Line 5, are Major Accident Events (MAE's).
Consequences Lines 4 and 5 are High Potential Incidents (HPI's) for purposes of incident reporting and investigation.

Figure 1 - PTTEP Risk Assessment Matrix

Tier 1.

- Involves a serious problem which has limited impact and minimal potential for escalating, poses a serious threat to safety and the environment, poses no threat to the general public
- Can be handled by Emergency Response Team (ERT) within a reasonable time frame

Tier 2.

- Involves an emergency with greater magnitude and major severity in nature or has the potential to escalate and continue for a significant period of time and raise concern among public.
- May involve damage to PTTEP Facilities/ Assets/Project and/ or impact to third parties and may pose a significant threat to safety, the environment and its Facilities/ Assets/Project

- May request an external assistant from local authorities in the impact area, i.e. Oil Industry Environment Safety Group Association of Thailand (IESG), Royal Thai Navy (RTN) for Thailand operations, local fire brigade or the nearby oil and gas operating asset, and etc.
- Results in activation of Emergency Management Team (EMT)

Tier 3.

- Involves a catastrophic scenario resulted in the multiple injuries, fatalities, major fires, environmental damage, toxic gas release, significant business interruption and poses a significant threat to the environment or damage to PTTEP Assets and finally bring in significant media attention
- Requests an external assistant from abroad or international resources i.e., the Oil Spill Response Limited (OSRL), etc.
- Activates Crisis Response Team (CRT) and assigns CRT Leader to prepare/review a CRP and monitor situations for Crisis Management Team (CMT)'s decision.
- Results in activation of the Corporate CMT and Asset CMT if it occurs in an International Asset.

3.2 FIRE AND EMERGENCY RESPONSE

The risks for small fires to develop into major destructive fires are:

- **Fires occurring from Process area**
  - Fires occurring during loading operations
  - Fires occurring gas fire
  - Fires occurring in the well-head area
  - Fires resulting from leaks near the heaters/pumps
  - Fires occurring from Chemicals leak.
- **Fires occurring from the tank bund area**
  - Fires resulting from leaks and spills inside the tank bund area
  - Fires on the tank vents.
- **Fires occurring from warehouse, workshop, office.**
  - Fires occurring the warehouse
  - Fires occurring in maintenance workshop.
  - Fires occurring the office.
  - Fires occurring from Electrical.
  - Fires occurring in chemical storage & Hazardous waste storage.
- **Fire occurring during crude transportation External**
  - Fires occurring during transportation operations.

- **Fire occurring during transportation Internal**
  - Fires on the loading arm
  - Hit by vehicle
- **Pre fire plan reference to PRE FIRE PLAN**
- **Other:**
  - Search and Rescue.
  - Generated Waste Handling.
  - Site Re-entry
  - Emergency Contact Number reference to Support Documents : Contact Number PSR/F, Contractor , Suphanburi asset emergency flow chart
  - Site layout reference to : Drawing and site layout

Guide-lines for dealing with the above categories of fire as below

3.2.1 FIRES OCCURRING FROM PROCESS AREA

a. Fires occurring during loading operations

- Fires in the tank

Fires in the tank should be extinguished by pouring in foam mix through the loading hatch.

It is possible that if a fire is started at the start of loading when the tank is empty, it could be accompanied by a soft explosion, which may lead to an injury to the operator on the tank top. The first priority is to ensure the safety of the operator. If the fire is still alight when the Brigade arrives they should use foam mix into the tank to extinguish the fire, or let it burn out. Water should not be allowed to enter the tank.

- Fires as a result of spills

If practicable and provided there is no risk of personnel injury the tanker should be driven out of the spill. The spill fire should be extinguished with foam extinguisher, mobile fire pump and fire pump with foam mixer (or a small one with Dry Powder). If the extinguishers do not extinguish the fire it may be allowed to burn out, while ensuring that adjacent equipment does not become involved, if possible.

The ERT and Fire Brigade should concentrate on ensuring that adjacent equipment does not become involved by the use of foam initially to extinguish the fire, and subsequently water to cool nearby equipment taking care that the water run-off does not escalate the spill and fire.

b. Fires occurring gas fire

If Gas leaks during operation (leaks from pipeline, flange leaks, separators or other) gas detector will sound an alarm. The operator must be isolate equipment gas leakage systems from other devices. To minimize the impact on other devices and reduce the severity of GAS LEAKS. Then Check equipment that was damaged and inform by the Follow the Emergency & Crisis Response and Management Standard.

If isolate equipment gas leakage systems from other devices completed but Unable to stop gas leakage. Operator must to press ESD and inform by the Follow the Emergency & Crisis Response and Management Standard.

Fires occurring gas fire Operator must to press ESC and. Consider ability to fire fighting. And fight fire if cannot fight fire Operator must inform by the Follow the Emergency & Crisis Response and Management Standard.

c. Fires occurring in the wellhead area

Flange fires occurring on the well-head or flowlines will immediately be reduced when the ESD is activated or the well is manually isolated and can be tackled with the available extinguishers.

Housekeeping in this area is particularly important because accumulated oil in the cellar or generally in the well-bay, if ignited, could cause a major loss because of damage to the well-head or beam pump. If a fire should occur as a result of a spill, it should be tackled with foam extinguisher or/and mobile fire pump, fire pump and fire truck with foam mixer as effectively as possible. The Brigade should be asked to deploy foam mix over the spill.

d. Fires resulting from leaks near the heaters/pumps

The ESD will immediately reduce the size of the fire and operators should then deal with the fire using foam, dry powder extinguisher or fire pump any spill should be dealt with as in 2 above

e. Fires occurring from Chemicals leak.

Refer to 12146-PDR-SSHE-501/03-R02: Spill Management Plan and 13250-PDR-SSHE-501/03-R02: CHEMICAL SPILL PLAN FOR PRODUCTION SITE.

3.2.2 FIRES OCCURRING FROM THE TANK BUND AREA

a. Fires resulting from leaks and spills inside the tank bund area

If housekeeping is good the potential for this type of spill is small. Operators should attempt to extinguish pressure fed fires by first shutting down the operation which should immediately reduce the flame size and then attack the fire with Dry Powder extinguisher. For pool fires in the bund, foam extinguishers, mobile fire pump, fire truck and fire pump with foam mixer should be used.

If the operator is unable to extinguish the fire, the Site Emergency Response Team (ERT) and Local Brigade will attend in 30-40 minutes after being called. The operator should brief the Suphanburi Asset Fire chief or Senior Officer on arrival and advise him on how to deal with the situation.

If a tank is breached and there is a major fire, the ERT and Fire Brigade may not be able to extinguish it with the resources available. The ERT and Fire Brigade should therefore concentrate on the use of sprayed water or fog to keep adjacent plant cool, until the fire subsides as a result of lack of fuel.

If the fire is prolonged and the bund contains burning crude oil, care is needed to ensure that the bund does not get filled with fire water. If water spray is being used to keep tanks cool, the bund should be drained, if practicable, to maintain as little water in the bund as possible. However, care is needed to

ensure that the draining do not contain oil which can escalate the size of the fire by transferring it to a pit.

If the adjacent tanks are low level, there is a danger they could catastrophically rupture if overheated in a fire. This danger must be pointed out to the ERT and Fire Brigade to ensure the firemen are not put into positions of undue risk, particularly if cooling effectiveness is low.

If there is a water level below the oil in any tank, and there is a major bund fire this is the most hazardous situation because of the risk of boil-over when the water reaches boiling point. Water levels should always be minimized in normal operations, but if this situation occurs then firemen should be aware of the danger that a sudden and potentially massive escalation could occur.

If there is any doubt about the ability of the ERT and Fire Brigade to deploy sufficient resources to deal with a tank fire, then the tanks should be allowed to burn out.

b. Fires on the tank vents

Tank vent fires may be common during electric storms. The size of the fire will be reduced soon after the ESD has been activated but attempts to extinguish the flame should be made with a 'snuffer' device, e.g. a cone on a pole, which can be put over the vent thus extinguishing the flame. If unsuccessful, the vent fire can be allowed to burn itself out.

3.2.3 FIRES OCCURRING FROM WORKSHOP, WEARHOUSE AND OFFICE.

a. Fires occurring in maintenance workshop.

Storage, equipment, classification of chemicals and planning to do a good job this reduces Accidents from fire, can control the situation and the fire properly will Reduced damage

If a fire caused by OXYGEN used in activities such as welding, cutting steel. It should be tackled by Dry Powder extinguisher. Do not let the water clearance by liquid Oxygen It will make a serious blow. Stop leak if you can do it. OXYGEN Store in an area with adequate ventilation, away from flammable materials such as oil, grease, asphalt, Hydrocarbon, alcohol, acetone, ether and aldehyde at least 20 feet.

If a fire caused by ACETYLENE used in activities such as welding, cutting steel. It should be tackled by Dry Powder extinguisher, Carbon dioxide, Water spray, cooling container at fires, Store ACETYLENE in a well-ventilated, distance from the source of heat and ignition should matter in a cool and dry.

If a fire caused by API-MODIFIED It should be tackled by Dry Powder extinguisher, Carbon dioxide, water and don’t store API- MODIFIED in an area with a high temperature. If a fire caused by Dynamic Ultra Plus: SAE 15W-40 It should be tackled by Dry Powder extinguisher, Foam extinguisher and spray water used to maintain the temperature of the container. Store Dynamic Ultra Plus: SAE 15W-40 in a well-ventilated don’t store in a place near to the flame.

If a fire caused by THINNER it should be tackled by Foam extinguisher and Dry Powder extinguisher, Store THINNER in a well-ventilated don't store in a place near to the flame.it in a cool, dry place.

If a fire caused by Philips Degreaser Cleaner Spray It should be tackled by Dry Powder extinguisher, Carbon dioxide and spray water. Store Philips Degreaser Cleaner Spray in a well-ventilated don't store in a place near to the flame.

If a fire caused by GREASE It should be tackled by Foam extinguisher and Dry Powder extinguisher, Sand or sawdust to extinguisher. Store GREASE With lid

If a fire caused by CONTACT CLENER It should be tackled by Foam extinguisher and Dry Powder extinguisher, Carbon dioxide, water, Store CONTACT CLENER in a well-ventilated don't store in a place near to the flame

If a fire caused by Organic Mixture WD-40 It should be tackled by dry chemical, carbon dioxide or foamม use water fog, don't use water jet or flooding amounts of water. Burning product will float on the surface and spread fire. Store Organic Mixture WD-40 in a cool, well-ventilated area, away from incompatible materials Do not store in direct sunlight.

If a fire caused by CO CONTACT CLEANER (AEROSOL) It should be tackled by Dry Powder extinguisher, Carbon dioxide and Foam extinguisher. Store Organic Mixture CO CONTACT CLEANER (AEROSOL) in a well-ventilated don't store in a place near to the flame and food store.

In case of large fires or unable to control the situation. Refer to Emergency & Crisis Response and Management Structure

b. Fires occurring in warehouse

If a fire caused by equipment it should be tackled by Dry Powder extinguisher preliminary.

In case of fire, the warehouse can't be controlled will be use pull handle fuse Out of electricity Maine for shutting electric current

c. Fires occurring the office.

If a fire caused by Electronics equipment or documents, it should be tackled by Carbon dioxide preliminary.

In case of fire, the container can't be controlled. Will be cut off the power at the Control room.

In case of Control room was on fire Will be use pull handle fuse Out of electricity Maine for shutting electric current.

d. Fires occurring from Electrical.

Electricity is one of the most common sources of ignition to create a fire. There are two primary electrical conditions that start fires, overloaded and short circuits.

- Overloaded Circuits

Overloaded circuits wires) result from connecting larger or more loads than the circuit is sized for. A dangerous situation is created and over loaded wires will occur if circuit breakers or fuses with a larger rating are substituted for those properly sized originally. This substitution allows wires and devices to slowly build up heat inside the electrical equipment. The build-up of heat eventually causes the flammable material to burst into flame.

- Short Circuits

A short circuit causes a high energy spark and occurs when poor or damaged insulation touches another circuit, wire or grounded metal surface. Working on live electrical equipment and having a screwdriver touch the metal box is a good example of a short circuit. A defective or worn switch or wire is an example of where a short circuit can start a fire when no one is present.

If the fire is confined to electrical equipment, shutting the power off and using CO 2to put the fire. But if other materials are involved, then an alternative extinguishing agent may be necessary after the power is switched off.

Since most electrical equipment is located in enclosed spaces, the use of fireman's equipment and breathing apparatus must always be considered when responding fires.

e. Fires occurring in chemical storage & Hazardous waste storage.

The incompatibility of chemicals may be posing a fire if not correctly stored / classification**,** it allows extinguisher rapidly and cause reduction damage, reduction loss.

If a fire caused by PHASETREAT It should be tackled by Foam extinguisher Dry Powder extinguisher, Carbon dioxide and water spay. Store PHASETREAT in a well-ventilated

If a fire caused by Corrosion inhibitor (EC1304A) It should be tackled by Foam extinguisher, Dry Powder extinguisher, Carbon dioxide and If a large fire occurs, use a water spray to lower the temperature of the container

If a fire caused by CHEMets Ampoules for Filming Amines CHEMets Kit&Refill (R-1001 and for Detegents CHEMets Kit&Refill (R-9401) It should be tackled by Dry Powder extinguisher, Carbon dioxide and water spay

If a fire caused by Double-Tipped Ampoules It should be tackled by Foam extinguisher, Dry Powder extinguisher, Carbon dioxide and water spay. Store Double-Tipped Ampoules in a well-ventilated

If a fire caused by Methanol It should be tackled by Foam extinguisher, Dry Powder extinguisher, Carbon dioxide and use water spray to cool the container. Store Methanol in a well-ventilated don't store in a place near to the flame.

If a fire caused by OR-10 It should be tackled by Dry Powder extinguisher. Store OR-10 in a well-ventilated, keep in a sealed container, dry and cool place.

If a fire caused by OILER-1 It should be tackled by Dry Powder extinguisher. Store OILER-1 in a well-ventilated

If a fire caused by Hazardous Waste such as Oil-soaked rags, Gloves contaminated with oil, Paint cans, etc. It should be tackled by Dry Powder extinguisher, Water spray and Foam extinguisher.

3.2.4 FIRE OCCURRING DURING CRUDE TRANSPORTATION EXTERNAL

a. Fires occurring during transportation operations

Fires occurring to the tanker during transportation to Bang-chak Refinery are the responsibility of the Fire Brigades along the route. Suphanburi asset must ensure that the Transportation Contractor and Suphanburi asset emergency plans cover the liaison needed to control these emergencies. The Brigades should use foam mix to deal with all hydrocarbon fires.

In the event of a road tanker emergency Suphanburi assets will be advised by the contractor as soon as possible. Suphanburi Asset representative immediately will be sent to the scene of the emergency to

- assess the situation
- coordinate support with the Suphanburi assets Emergency Response Team in the office and the contractor
- liaison with the local authority.

The contractor has a set of transportation emergency procedures which define his immediate action and emergency procedure at Emergency Control Centre

3.2.5 FIRE OCCURRING DURING TRANSPORTATION INTERNAL

a. Fires on the loading arm

Fires on the loading arm and pipe work will be extinguished when the ESD is activated.

b. Hit by vehicle

Comply with 11017-PDR-LOG-4301-R00 Land Transport Management Procedure for Vehicle users. If an accident must follow Emergency & Crisis Response and Management Structure

3.2.6 OTHER

a. Search and Rescue

After all personnel evacuated to the muster point, The Team Leader or Production Operator must check for missing personnel from Visitor Record and Contractor Entry Permit logs to ensure there is no personnel missing in the site. Upon discovery of missing personnel, follow as guideline:

1. Inform VP, Suphanburi assets (PSR/F)
2. Request assistance if necessary.
3. At least two persons in a team for search and rescue with radio and mobile first aid kit.
4. One site staff standby at the muster point with radio and keep on communication to search and rescue team to ensure search and rescue team still safe.
5. Never search after dark unless searching by the professional team
6. Notify people who standbys at the muster point for help or ambulance if required when the missing personnel are discovered.

b. Generated Waste Handling.

Waste from Emergency situation or response shall be managed regarding to SSHE-106-PDR-521 Waste Management Procedure and Waste Management plan Suphanburi asset.

c. Site Re-entry

In case of the site condition has been in unsafe condition to operate; for example, the plant is caught on fire and all personnel are evacuated off the site. Until the site has been declared by the VP, Suphanburi assets (PSR/F) after thoroughly investigated inspected that the site is safe to enter and operate, no one will enter the site for any reason except being justified and permitted by the VP, Suphanburi assets (PSR/F) to enter the site.

d. Recover Plan

In case of can be controlled or Tier 1, which the incident affect the people, environment and social practice in short term as follows.

- People: Victim helping and injury person helping program.
- Environment (cover: air, water, soil, waste): Decontamination and Monitoring.
- Community: investigate of damage, Preliminary support and compensatory damages,

OSC inform to ERT, Support team in ERT by each team is responsible for the following.

Recover Team during emergency:

Responsibility	Executor
Coordinate with government	Mutual Aid Coordinators
Damage Surveying	Operation Supervisor / Site Duty Roster Maintenance / Isolation Team
Helping and searching victim and dead people.	Intervention Team / Fire Fighting Team
Victim or injury person transportation and estate transportation of dead people.	Medical Team

Damage estimation and reporting of fire situation	Operation Supervisor / Site Duty Roster/ Maintenance
Immediate correction of fire situation to safe company and able to run company operation.	Maintenance / Isolation Team
Help for Emergency Relief and Includes the monitoring Assistance to Fire Victims.	Suphanburi asset / CSR
Waste Management, all of which occur in the event of an emergency.	Support Team

In case of long term, cannot be controlled or Tier 2,3 Emergency events Affect Environmental and Social such as Multiple LWDC or one more Permanent Disability or 1 Fatality, Loss between $5M-$50M, Spill >10,000 bbl. or Regional assistance etc. Activate Crisis Management Team (CMT) by EVP will report the CEO and consider activating

3.3 EMERGENCY NOTIFICATIONS AND COMMUNICATION

The communication channels

During an emergency, communications in Suphanburi asset shall be by following methods.

- Radio communication
- Telephone
- Mobile Phone
- E-mail
- Online application

3.3.1 TIER1.

Can be handled by onsite Emergency Response Team (ERT) within a reasonable time frame

Observer informs OPR on-duty.

- Site / Asset.
- Area in site.
- What events?
- Controlled / uncontrolled.
- The name and condition of the injured and need your help Direction wind.
- Used Extinguishing equipment?

OPR on-duty informs Supervisor.

- Site / Asset
- Area in site

- What events?
- Controlled / uncontrolled
- The name and condition of the injured and need your help Direction wind
- Preliminary damage

In case of can be response or Tier 1 Supervisor Informs 2 way as

Frist way: Supervisor. Informs ERT team

- Mutual Aid
- Event logger
- Fire Fighting Team.
- Logistic / Transport Team.
- Medical Team.
- Maintenance / Isolation Team.
- Mass communication.
- Supporting Team.

Second way: Supervisor.

- Site / Asset
- Area in site
- What events?
- Worth of damage covers People, Environment, Property and the Business and Reputation
- VP or Person authorized acknowledged and command to incident investigation Diagram the emergency respond plan In case of can be response or Tier 1 reference to Suphanburi asset emergency flow chart

3.3.2 TIER2,3

Involves a catastrophic scenario resulted in the multiple injuries, fatalities, major fires, environmental damage, toxic gas release, significant business interruption and poses a significant threat to the environment or damage to PTTEP Assets and finally bring in significant media attention

The emergency situation may not be significant initially and may expand to require the additional resources.

The structure also establishes, coordination and communication from Asset and finally to the Corporate Head Office Level.

In case of can't be response or Tier 2, 3 Refer to 5.1 Emergency /crisis notification and team activation

Supervisor Informs VP or Person authorized for acknowledge for evaluation situation and command

- Site / Asset
- Area in site
- What events?
- Controlled / uncontrolled
- Who Injured? If there, inform describe injuries, number of Injured.
- The reporter numbers
- Number of equipment (Water, Foam extinguisher, Fire hose, Fire Truck etc.), for support firefighting
- Number of External Intervention Team
- Worth of damage covers People, Environment, Property and the Business and Reputation

VP Informs SVP-PTN

- Site / Asset
- Area in site
- What events?
- Worth of damage covers People, Environment, Property and the Business and Reputation
- Who Injured? If there, inform describe injuries, number of Injured.
- Number of External Intervention Team
- Request Activate Crisis Management Team (CMT) for Prepare support.

SVP Informs Crisis Management Team (CMT) shall be Activate Crisis Management Team Refer to 11038-STD-SSHE-501-R05: Emergency and Crisis Management Standard.

3.4 ROLES AND RESPONSIBILITIES

3.4.1 ASSET VP OR AUTHORIZED PERSON AT SITE/FIELD

Asset VP or authorized person at site/field are responsible for acting as a Leader of Onsite Emergency Response Team (ERT), so called Incident Commander (IC) whenever emergency occurs of their respective divisions (PSR/F) / Asset. Is the Emergency Controller has full delegated financial authority, calls in staff as required

3.4.2 OPERATION SUPERVISOR / SITE DUTY ROSTER

Operation Supervisor is assigned by the Asset VP to be in charge of the response to

the emergency/crisis at the site or so called On Scene Commander (OSC). He will lead the on-site Emergency Response Team(s), coordinate with all support teams at the site, communicate the emergency/crisis situation and coordinate with the IC for additional supports as required.

- Site Duty Roster is the site incident controller when Operation Supervisor is absent.

- Site Duty Roster sees the safety broad and Email.

3.4.3 EVENT LOGGER / OSC ASSISTANCE

- Record all events accurately and clearly including incident type, location, date and times.
- Ensure that all events are accurately recorded in the logbook / whiteboard as they occur.
- Liaise with the radio operator to ensure that all information is recorded.
- Keep the Duty Team informed of any significant events or changes in the status of the emergency.
- Inform the OSC of significant events or changes in the status of the emergency

3.4.4 MUTUAL AID COORDINATORS

- To provide advice to OSC on all Emergency Response aspects.
- Assist OSC on control activities at the scene.
- Provide messengers as required by Incident Commander / On scene Commander.
- Provide guides for outside agencies arriving at the plant.
- Assist with traffic control at the main gate and approach roads, as requested by security.
- Advise on using all firefighting equipment.
- Takes care of the injured until medical support arrives.
- Coordinate with Mutual Aid Teams.
- Inform local fire bridge to support for fighting of fire.

3.4.5 INTERVENTION TEAM / FIRE FIGHTING TEAM

Intervention Team Leader is assigned by the OSC to be in charge of the response to the emergency/crisis at the site. He will lead the on-site Emergency Response Team(s), coordinate with all support teams at the site, communicate the emergency/crisis situation and coordinate with the OSC for additional supports as required, Implement tactical incident plan as directed response to the incident directly with OSC.

3.4.6 LOGISTIC / TRANSPORT TEAM

- Provide support on all logistics related.
- Co-ordinate all transport movements.
- Control person to pass in – out wellsite and prevent person who are not participate entrance to wellsite. Operate manual silent to inform all staff when fire occurred.
- Stand by at gate of wellsite and control traffic system in gate area and roadway which entrance to production area or fire location.
- Provide and organize vehicles and transportation.

- Arrange transport for personnel and equipment to go to the incident scene.
- Provide transport assistance.
- Keep the incident area free of all non-emergency vehicles and personnel.
- Close the road, which related to the incident and take care of traffic.

3.4.7 MAINTENANCE / ISOLATION TEAM

- Provide personnel to the Emergency maintenance team in every field such as mechanical, electrical, civil, as requested by OSC.
- Online fire pumps and stands by to control fire pump engine.
- To coordinate and direct mechanical / I&E maintenance to support operations in event of emergency.

3.4.8 MEDICAL TEAM

- Evacuate injured personnel to safety area.
- Provide first aid as requested by the OSC.
- Perform first aid for victim or injury person and inform hospital to support

3.4.9 CSR

- Provide Emergency information for journalist, locals, etc.

3.4.10 SUPPORTING TEAM

- Inform local fire bridge to support for fighting of fire.
- Firefighting team.
- Clean up area when firefighting was completed.
- Pump used water in tank's bund for injection to water injection well.
- Takes care of the injured until medical support arrives
- Raise the alarm 5 minute inform all staff, contractor and visitor
- Provide food and drinks for Fire Extinguishing Personnel and Personnel at the Assembly point
- Stand by at gate of wellsite and control traffic system in gate area and roadway which entrance to production area or fire location.
- Control person to pass in – out wellsite and prevent person who are not participate entrance to wellsite.

Responsibility

Team	Responsibility
Incident Commander	VP, Suphanburi asset
Operation Supervisor / Site Duty Roster (OSC)	Supervisor Operation / Site Duty Roster
Mutual Aid Coordinator Event logger/Fire command Assistance	SSHE Team
Intervention / Fire Fighting Team	Team 1, 2 and 3
Team 1	• Day Shift
Team 2	• Night Shift + Day Off
Team 3	• Night Shift + Day Off
Maintenance / Isolation Team	Maintenance
Logistic / Transport Team	Driver and Supporting
Medical Team	Office / Maid / Gardener
Supporting Team	Helper well site & Other staff
CSR	CSR

3.5 MEDICAL EVACUATION DEFINITION

A MEDIVAC procedure is initiated when an employee's (either Suphanburi Asset staff or Contractor) medical, conditions require immediate evacuation to hospital, due to accident or serious illness.

Procedure (Well Site); If Site Staff (Production Operator) think that patient cannot be treated on site and should be sent urgently to hospital by site pick up or call out the nearest ambulance. Supervisor will make decision to evacuate the patient by site pick up or to call out the ambulance. In case of serious injury or illness, the patient must be evacuated to the hospital immediately then Supervisor report to (PSR/F) VP, Suphanburi Asset later. Relative of the patient (state in next of kin contact) will be contacted by Suphanburi Asset Assistance Admin Officer.

The patient normally sent to Air Force Hospital (Chantarubegsa) and Thonburi U- thong Hospital for Kampangsean and U-thong Location respectively. Decided by Supervisor and Assigned for Mutual Aid Coordinators contact the hospital in Bangkok for evacuation the patient to Bangkok due to the local hospital cannot treat the patient. And report to (PNJ) VP, Suphanburi Asset later.

MEDICAL EMERGENCY

- Comply with 13250-PDR-MAIN-WIS-200-003-R01 Work at high If an accident must follow Emergency & Crisis Response and Management Standard.
- Confined space Comply with 12148-PDR-SSHE-505/42-R00 Permit to work Procedure if an accident must follow Emergency & Crisis Response and Management Standard.

Snake snatch. If remember snake style and call Operator on duty to inform what's happening and a took all poisonous snake serum in office go to the hospital.

3.6 PREVENTING PLAN

Incident may be occurred by natural or people error, but fire case may be occurred every time if lacking of maintenance or inspection for firefighting equipment or system. So those fact are important may be fire occurred.

For life and all company estates have safety without fire that should be prepared preventing fire plan

3.6.1 VP

- When notified of an emergency tier 2 or 3, proceed to the EMR.

3.6.2 SUPERVISOR OPERATIONS

- When establishment or work system were installed and improved that should be concerned of fire
- Control production area, operation, tool and facility may be conducted of fire.
- Specification of working standard to safe from fire.
- Controlling and inspecting of activities to conducted ignition, heating and electrical static such as welding, cutting and heating who is approval person is supervisor or authorizer.
- Assignment for safety committee and safety officer to prepare preventing system and suspending fire plan such as training plan, inspection and improvement of work.
- Follow up and monitor other activities as involve preventing of fire.
- Prepare fire preventing plan as long term such as flammable material installation, emergency alarm system.

3.6.3 PROVIDE SSHE STANDARD AND CONTROL WORK SYSTEM OF CONTRACTOR FOR WORKING.

3.6.4 EMPLOYEE

All employees must follow up safety rule.

- Do not ignition in restricted area or establishment area before approval from responsible person.
- No smoking in flammable material area or the location is not provided.
- Do not repair machine or equipment in flammable are before approval or Issued repair card by maintenance and safety officer
- In necessary case to use fire or ignition in flammable area must be worked under safety practice and monitored with close up by safety officer.
- To safe workplace and working practice with fire
  - Prevent fuel leakage or nearly leakage status may be occurred of high hazard that should be immediately improved by responsible person
  - Waste deposited or flammable waste management should be controlled by responsible person
  - Preventing electrical hazard, cable, fluorescent lamp, switch, machine with electrical system which was continuously monitored to prevent short circuit of electrical system. Preventing fire from welding operation
  - Repairing is to immediately action which found tool or facilities were damaged.
- Continuously monitor of pipe and valve leaking.
- Gas container and fuel container should be kept away from heat source minimum 7 meter.
- Do not forget off switch of welding machine after stopped uses.
- Welding operation must beware the scale of fire may be blown to flammable material area.

3.6.1 PROFESSIONAL SAFETYE

- Inspection at high risk area for hazard of fire. Prepare details of preventing and Suspending fire plan and continuously provide training course of firefighting.
- Providing, maintenance and inspection of fire firefighting equipment is good Condition.
- Control contractor when they work in establishment for preventing fire.
- Issued permit to work about working of fire.

3.6.2 SECURITY GUARD

- Control visitor who are pass in – out of wellsite.
- Be careful of casualty in wellsite area.
- When emergency fire was occurred that immediately inform to responsible person.
- Raise the alarm 5 minute inform all staff, contractor and visitor

3.6.3 PREVENTING SYSTEM AND SUPENDING FIRE PLAN OF SUPHANBURI ASSET

For life and all company estate have safety without fire. There are plans and control system as follow;

1. Provide preventing system and suspending system of fire such as providing of firefighting equipment , controlling of explosive materials or flammable materials, Disposal of flammable waste ,lightning protection , Installation of fire alarm system , creating a fire escape and building construction with fire protection system, etc.
2. Provide preventing and suspending plan of fire. Including with training, fire preventing promotion, firefighting, fire suspending, relief and recovery plan.
3. Provide route line to exit way as standard requirement.
4. For operation area or obstruction area should be provided route line to exit way as standard requirement.
5. Provide route line to exit way minimum 2 points to able moving out for all staff from working area within 5 minutes.
6. The fire exit is route line to safety area such as road, yard, etc.
7. The fire exit is to provide and visible seeing without obstruction.
8. The fire exit is to open – close as one or two way.
9. The fire exit is route line to outside without locking.
10. Separated material can be able ignition.
11. Provide mobile firefighting equipment and water supply.
12. Provide reserve water supply.
13. The hydrant or water supply pipe as standard requirement.
14. Fire hose is to provide enough supporting.
15. Water supply system, water reserved area and pumping should be checked and certified by civil engineer. Preventing damage system is to prepare for decreasing of fire
16. Provide mobile CO2, dry power or chemical foam are used for fire as type A, B, C and D.
17. Provide maintenance system and chemical for firefighting as standard requirement.
18. Provide checking and maintenance system for firefighting equipment and facilities minimum 1 time per month

19. Provide firefighting equipment at visible seeing and convenience using without obstruction.
20. Provide firefighting training course for staff.
21. Provide fire man or ERT to stand by all working time.
22. Provide PPE for firefighting emission enough such as uniform, shoe, sock , hat , mask , etc.
23. Prevent radiation, conduction or convection of heat from heat source to Flammable materials such as provides insulation material.
24. Separation flammable material and levying in safety area.
25. Prevention of leaking or vaporization of flammable material or explosive material are fact of ignition.
26. Provide no smoking sign in smoking area.
27. Provide earthling and grounding system at office building and process facilities.
28. Provide silent of fire alarm.
29. Monitor and test performance of fire alarm system minimum 1 time per month
30. Prepare emergency response team to prevent and response when emergency fire was occurred.
31. Provide emergency fire drill minimum 1 time per year

3.7 MONITORING PLAN

Monitoring plans have objective to prevent fire with inspection for high risk area, firefighting equipment reviewing of emergency response plan for preventing fire emergency case.

Preparation

1. Assign person to continuously monitor and maintain firefighting equipment for good condition
2. Specification objective to monitor such as high risk area, tool or equipment to prevent Fire and firefighting equipment. There is inspection report or monitoring report to easy and convenience for reporting.
3. Specification monitoring and inspection and presentation for management.
4. Monitoring and inspection of firefighting equipment or facilities relation at all area to Confirm that preventing fire system is good condition minimum 1 time per month

INSPECTION PLAN

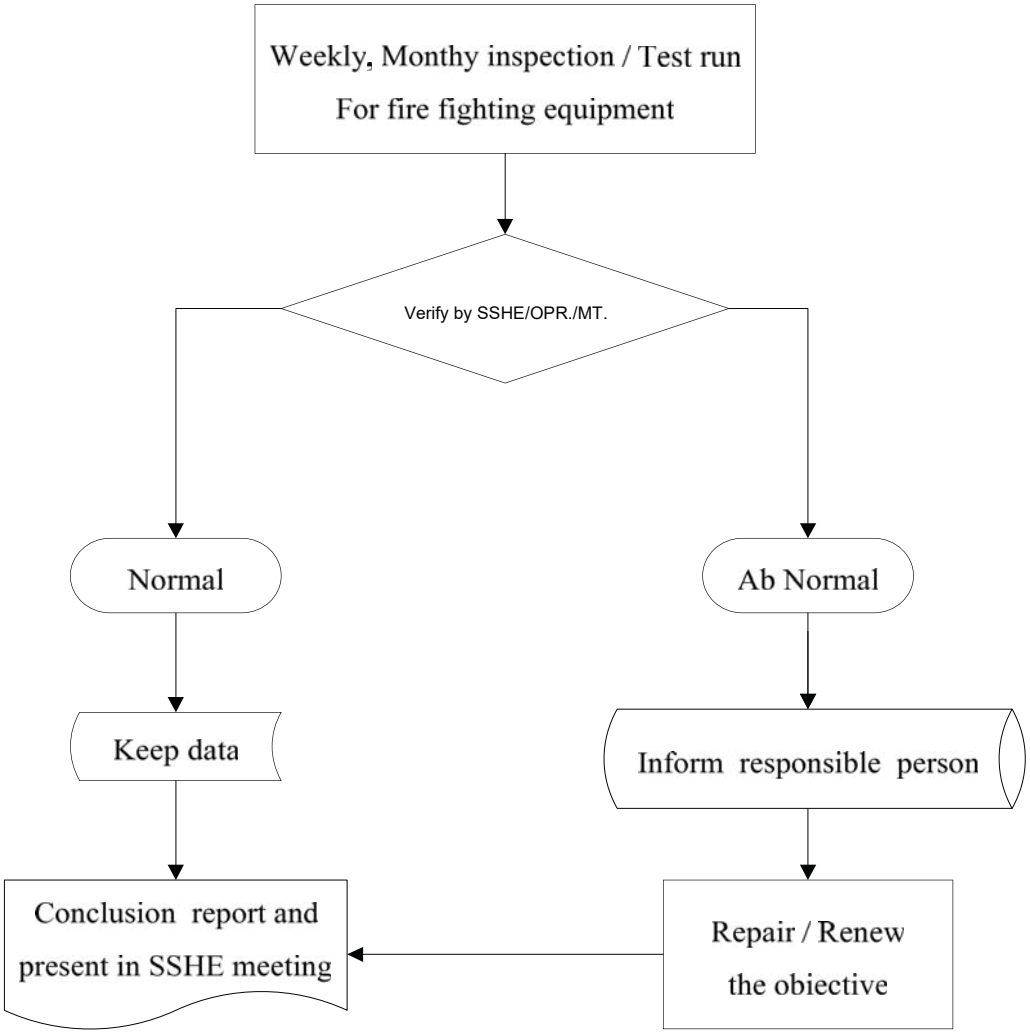

Figure 3 - INSPECTION PLAN

3.8 FIRE EVACUATION PLAN

Fire Evacuation Plan is prepared to safe staff life and all company estate while fire occurring and conclude many factors such as evacuation leader, muster point, first aid team, vehicle,etc. and should be prepared as responsibility person under commanding of fire command.

Fire commander is Operation Supervisor

Fire commander assistance is Skilled Operator

For this plan will specific about

1. Manpower recorder is to check amount of staff and contractor.

2. Manual Alarm Siren activator (Security guard) is to activate manual Alarm Siren to inform all Manpower 5 Minutes, or until All employee turns out to Muster Point.

3. Muster Point is safety area or evacuation point to stand by, prepare supporting of fire Fighting.

1. First aid and vehicle is to help victim or injury person and contract hospital for supporting.

2. In the case of a missing person Refer to 6.6.7 Search and Rescue

Flow Chart Fire Evacuation Plan

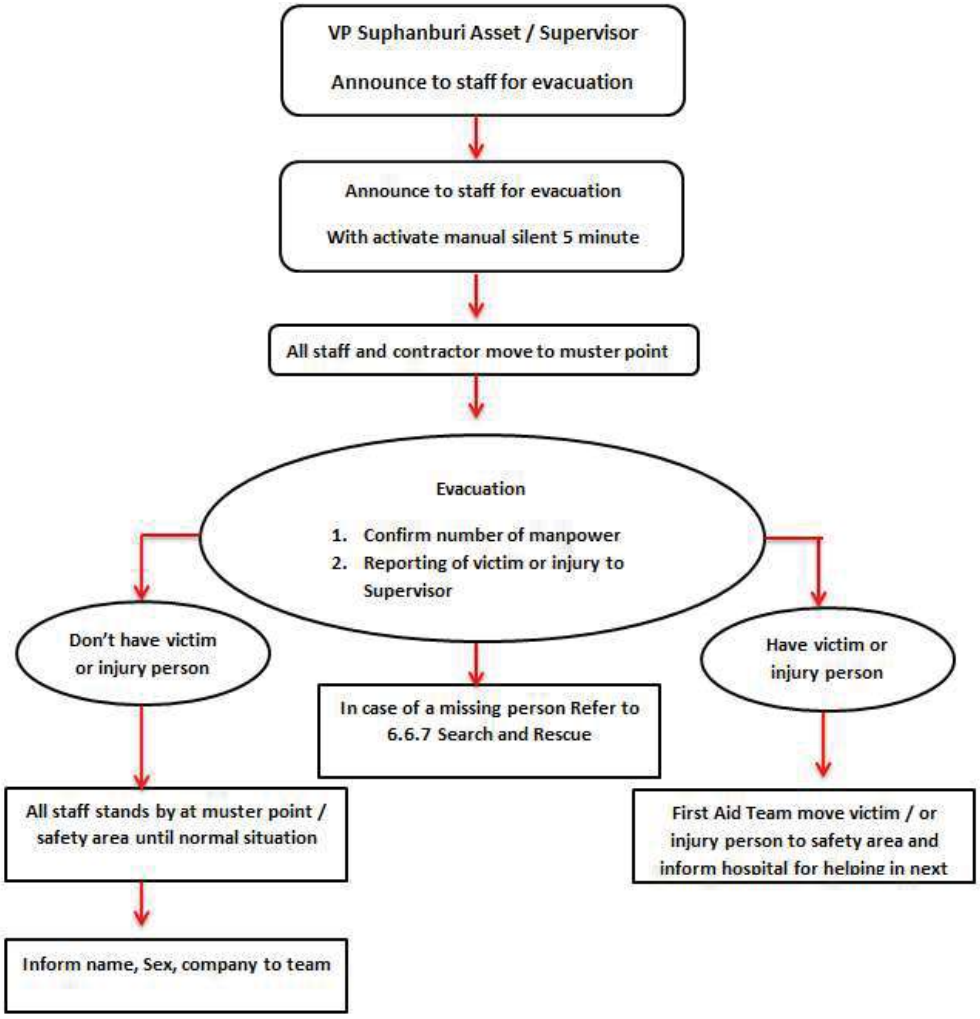

Figure 4 - Fire Evacuation Plan

3.9 EMERGENCY CAMPAIGN

Emergency campaign is prepared document from hazard report, lesson learn, Pre- fire plan and other objective would be improved and providing of project to support reorganization plan such as

1. Promotion of fire prevention
   - Fire elements
   - Flammable material storage
   - No smoking campaigns
   - Big Cleaning Day Campaigns
   - First aid training
   - SSHE awareness: Competition, Poster/board and Exhibition
   - Training
2. Victim helping and injury person helping program

Improvement firefighting system and firefighting facility

3.10 TRAINING & EXERCISES PLAN

3.10.1 TRAINING

Training plan is prepared for prevent fire in establishment and required for staff to attend such as basic firefighting, advance firefighting and evacuation, etc.

Providing of training course follow 6.0 Training Programs and Training needs in 11038-STD-SSHE-305-R06 SSHE Training and Competency Standard

3.10.2 EXERCISES

1. Bimonthly Drill / Exercises
   - Fires occurring from Process area
   - Fires occurring from the tank bund area
   - Fires occurring from workshop, office.
   - Fire occurring during crude transportation External
   - Fire occurring during transportation Internal
   - Medical Emergency (Casualty Evacuation, Rescue with SCBA, etc.)
2. Annual Fire Drill Tier 1/2/3.

Records of drills, exercises, inspection and all documents etc. in Procedure follow as Control of 13250-SPD-SSHE-330-002-R02 Document Control Which will details: Storage Method, Storage, Retention Time and Responsible.

ROLES AND RESPONSIBILITIES

ROLES AND RESPONSIBILITIES

Roles	Responsibilities
OWNERSHIP OF THE DOCUMENT	The owner of this document is VP, Suphanburi asset with responsibilities for: ■ Issuing this document and its revisions ■ Ensuring effective implementation of the document
CUSTODIAN OF THE DOCUMENT	The custodian of SUPHANBURI EMERGENCY RESPONSE PLAN is Supervisor, SSHE, with responsibilities for: ■ Identifying deficiencies or potential improvements ■ Initiating periodic revision ■ Maintaining revision history and document status register

DEFINITION AND ACRONYMS

DEFINITION AND ACRONYMS

Set out below are common specific terms presented in alphabetical order:

Terminology	Description
Normal Operation:	All activities of Suphanburi asset cover construction phase, drilling phase, well test phase, operation phase for example, Unloading crude and water for Re-processing, Preventive Maintenance, Overrides control, site inspection etc. which all activities are not an accident, incident, near miss or unusual events happen.
Abnormal operation:	All activities of abnormal events cover construction phase, drilling phase, well test phase, operation phase but can be evaluated and treated, can be prevented Emergency case for example; operator observe Leaks at flange area but Inform the maintenance department for Stop leak repair reduce the impact and prevent cause emergency situations and back to Normal Operation .
Emergency:	Is an occurrence or event, natural or human caused, that requires an emergency response under determination of affected Vice President (VP) to protect life, property and environment The external assistance may or may not be needed to supplement the company efforts and capabilities to save lives and to protect property

Terminology	Description
	and public health and safety, or to lessen or avert the threat of a major or catastrophe in any part of the Suphanburi Asset premises. Emergency situations can, for example, include major disasters, emergencies, terrorist attacks, terrorist threats, fires, floods, oil and hazardous material spills, earthquakes, tropical storms, war-related disasters, outbreak of diseases and medical emergencies, and etc. In Suphanburi Asset emergency situations can be evaluated and treated and Can be handled by Emergency Response Team (ERT) within a reasonable time frame by using a tier 1 – 2 response level.
Incident Commander (IC):	Affected Asset's authorized person, who has overall authority and responsibility for supporting and providing tactical activities and action plans to the On Scene Commander (OSC), including the development of strategic objectives. Incident Commander also sets priorities and defines organization of the EMT and the overall action plans for the particular response. He/she has to work closely with Asset EMT.
On Scene Commander (OSC):	An individual responsible for all onsite responses, especially providing direction and onsite tactical operations and always retains the authority to determine the appropriate course of response actions. Suphanburi asset shall be a Supervisor the top authorized person at that site and authority to activate the onsite Emergency Response Team (ERT)

In this document, the words may, should, and shall have the following meanings:

Terminology	Description
May	Indicates a possible course of action
Should	Indicates a preferred course of action
Shall	Indicates a course of action with a mandatory status

In this document, the organization terms have the following meanings:

Terminology	Description
Corporate	Refers to the PTTEP Business Groups hierarchically above Asset level, and located in the PTTEP headquarters, Bangkok.
Group	Refers to a corporate level Business Group. These may have associated Divisions, Departments, or operational Assets within their hierarchy.

Terminology	Description
Division	A Business Group may have one or more distinct groups within its hierarchy. These are referred to as Divisions, for example; within the POS Group, there is the International Asset Division (PIN) which also has associated Departments within their hierarchy.
Asset	Refers to an operational Asset, site, or location within a respective Business Group

Set out below are common specific terms presented in alphabetical order:

Acronyms	Description
CEO	President & Chief Executive Officer
CMT	Crisis Management Team
CRT	Crisis Response Team
EMP	Emergency Management Plan
ERT	Emergency Response Team
EMT	Emergency Management Team
ESD	Emergency shut down
EVP	Executive Vice President
IC	Incident Commander
IESG	Oil Industrial Environmental Safety Group Association (Thailand)
OPR	Operator
OSC	On Scene Commander
OSRL	Oil Spill Response Limited
PSR/F	Suphanburi Asset) PTTEP1, L53/43 and L54/43)
PTTEP	PTT Exploration and Production Public Company Limited
RTN	Royal Thai Navy
SSHE	Safety, Security, Health and Environment
SVP	Senior Vice President
VP	Vice President

REFERENCES

REFERENCES

Document Code	Document Title
PTTEP SSHE Controlling Documents	
11038-STD-SSHE-501-R05	Emergency and Crisis Management Standard
13250-GDL-PROD-100-001-R00	Suphanburi Asset Fire Fighting Philosophy Guideline
12146-PDR-SSHE-501/03-R02	Spill Management Plan
SSHE-106-PDR-521	Waste Management Procedure
13250-PDR-SSHE-501/03-R02	Chemical spill plan for production site
12148-PDR-SSHE-505/42-R00	Permit to Work procedure
13250-PDR-MAIN-WIS-200-003-R01	Work at high
-	Waste management plan
11017-PDR-LOG-4301-R00:	Land Transport Management
11038-STD-SSHE-305-R06	SSHE Training and Competency Standard
13250-STD-SSHE-SPD-330-002-R02	Document Control

REVISION HISTORY

REVISION HISTORY

Rev.	Description of Revision
0	**Authorized by: PSR/F, Date: July 2014** • New issue.
1	**Authorized by: PSR/F, Date: July 2016** Changes from previous version are as follows: • Change the title Suphanburi emergency responses plan • Revised Sequence. • Revised 4.0 Definition • Revised 5.0 Emergency Management • Revised Appendix
2	**Authorized by: PSR/F, Date: November 2021** Changes from previous version are as follows: • Revised formed every 5 years for Suphanburi emergency responses plan.

เอกสารแนบที่ 16

Suphanburi Asset Emergency Flow Chart

Suphanburi asset Emergency Flow Chart

การรายงานอุบัติเหตุเบื้องต้นในพื้นที่ของ ปตท.สผ .อินเตอร์เนชั่นแนล จำกัด โครงการสุพรรณบุรี

Approve By :

Position : Supervisor,Operations

Date : March 2024

Emergency event
เกิดเหตุการณ์ฉุกเฉิน

Observer evaluation for response
ผู้พบเห็นประเมินสถานการณ์

Can be response
สามารถเข้าระงับเหตุได้

Not successfully
ไม่สำเร็จ

Can't be response
ไม่สามารถเข้าระงับเหตุได้

Inform / แจ้ง

Notify to OPR on-duty via telephone or radio
แจ้งเจ้าหน้าที่ฝ่ายผลิตผ่านโทรศัพท์หรือวิทยุ

Inform / แจ้ง

OPR on-duty inform to Supervisor or Duty Roster
เจ้าหน้าที่ฝ่ายผลิตแจ้งหัวหน้างานฝ่ายผลิตหรือเจ้าหน้าที่รักษาการแทน

Inform / แจ้ง

Supervisor or Duty roster inform to VP or Person authorized for acknowledge
หัวหน้างานฝ่ายผลิตหรือเจ้าหน้าที่รักษาการแทน แจ้งผู้จัดการอาวุโส สังกัดโครงการผลิตบนฝั่ง - ประเทศไทย หรือเจ้าหน้าที่ที่ได้รับมอบหมาย เพื่อรับทราบสถานการณ์

Inform / แจ้ง

VP or Person authorized acknowledged and command to incident investigation
ผู้จัดการอาวุโส สังกัดโครงการผลิตบนฝั่ง - ประเทศไทย หรือเจ้าหน้าที่ที่ได้รับมอบหมาย รับทราบและสั่งการ

Inform / แจ้ง

Notify to OPR on-duty via telephone or radio
แจ้งเจ้าหน้าที่ฝ่ายผลิตผ่านโทรศัพท์หรือวิทยุ

Inform / แจ้ง

OPR on-duty inform to Supervisor or Duty roster
เจ้าหน้าที่ฝ่ายผลิตแจ้งหัวหน้างานฝ่ายผลิตหรือเจ้าหน้าที่รักษาการแทน

Inform / แจ้ง

Supervisor or Duty roster inform to VP or Person authorized for evaluation situation and command
หัวหน้างานฝ่ายผลิตหรือเจ้าหน้าที่รักษาการแทน แจ้งผู้จัดการอาวุโส สังกัดโครงการผลิตบนฝั่ง - ประเทศไทย หรือเจ้าหน้าที่ที่ได้รับมอบหมาย เพื่อประเมินสถานการณ์และสั่งการ

Severity evaluation
Tier 1, 2 or 3

Command — Tier 1

Command — Tier 2, 3

On Scene Commander (OSC)
บัญชาการเหตุการณ์ สั่งการทีมฉุกเฉิน

Mutual Aid
(Coordinate external agencies)
ติดต่อประสานงานหน่วยงานภายนอก
(รถดับเพลิง, รถพยาบาล, ตำรวจ)

Event Logger
(Event logging and reporting to OSC)
บันทึกเหตุการณ์และรายงานสถานการณ์

Maintenance
(Control the electrical and mechanical system)ควบคุมระบบไฟฟ้าและเครื่องจักร

Logistics
(Facilitate transportation and third party control) อำนวยความสะดวกเกี่ยวกับการขนส่ง ควบคุมบุคคลเข้า-ออก

Intervention Team
ทีมระงับเหตุ
- T1
- T2
- T3

Support
(Support and services)
สนับสนุนอาหาร เครื่องดื่ม อุปกรณ์

Mass Communication
(Stakeholder engagement)
ติดต่อประสานงานกับผู้นำชุมชนในพื้นที่ และการให้ข้อมูลสถานการณ์

Medical
(First aid to injury)
ปฐมพยาบาลเบื้องต้นให้กับผู้ได้รับบาดเจ็บ

Information must notify/ข้อมูลการแจ้ง

1. Locale /สถานที่
2. The name and condition of the injured and need your help/ ชื่อและรายละเอียดการเจ็บป่วย ที่ต้องการความช่วยเหลือ
3. The emergency event detail /รายละเอียดเหตุการณ์
4. The persons are related detail/รายละเอียดบุคคลที่เกี่ยวข้อง
5. The reporter name and phone number/ชื่อผู้รายงานและหมายเลขโทรศัพท์

Phone number/เบอร์โทรศัพท์

1. Operator on-duty at UT1-7 /เจ้าหน้าที่ฝ่ายผลิต แหล่งอู่ทอง 1-7 : [redacted]
2. Supervisor/หัวหน้างานฝ่ายผลิต : Kasem S. [redacted]
   : Anurak P. [redacted]
3. Telephone government agencies as per attachment/เบอร์ติดต่อหน่วยงานราชการตามเอกสารแนบ

Rev.2,March 2024

เอกสารแนบที่ 17

เอกสารแสดงเบอร์ติดต่อสถานพยาบาล
และหน่วยงานที่เกี่ยวข้อง

เบอร์โทรศัพท์ติดต่อหน่วยงานราชการ					
No.	ชื่อสำนักงาน	ตำแหน่ง/ฝ่าย	เบอร์ติดต่อสำนักงาน	รายชื่อ	เบอร์มือถือ
1	กฟภ.อำเภอ กำแพงแสน	เบอร์กลาง/ห้องเวรแก้ไฟ	[redacted]		
2	กฟภ.อำเภอกำแพงแสน	ห้องผู้จัดการ			
3	กฟภ.อำเภอกำแพงแสน	ห้องการเงินและบัญชี			
4	กฟภ.อำเภอกำแพงแสน	แผนกบริการ			
5	กฟภ.อำเภอกำแพงแสน	เบอร์แฟกซ์			
6	สถานีดับเพลิงกำแพงแสน	เบอร์กลาง		คุณ อำนวย	[redacted]
7	กฟภ.อำเภออู่ทอง	แจ้งไฟฟ้าขัดข้อง			
8	กฟภ.อำเภออู่ทอง	ผู้จัดการ กฟภ.อ.อู่ทอง		คุณ สุระ บัวโต	
9	กฟภ.อำเภออู่ทอง	เบอร์กลาง/หัวหน้าแผนกบริการผู้ใช้ไฟ		คุณ สุรพล ฝัดศิริ	
10	กฟภ.อำเภออู่ทอง	แผนกธุรการ(เบอร์กลาง)			
11	กฟภ.อำเภออู่ทอง	แผนกบัญชีและการเงิน(เบอร์กลาง)			
12	กฟภ.ตำบลสวนแตง	เบอร์กลาง			
13	กฟภ.ตำบลสวนแตง	หัวหน้า กฟภ.ต.สวนแตง		คุณ สาโรจน์ แซ่มซ้อย	
14	กฟภ.ตำบลสวนแตง	เบอร์แฟกซ์			
15	กฟภ.ตำบลมะขามล้ม	Hotline 1129		คุณ ประวิทย์(หน.ไฟฟ้า)	
16	กฟภ.อำเภอบางปลาม้า	เบอร์กลาง			
17	สถานีดับเพลิงสวนแตง	เบอร์กลาง		คุณ จินดา	
18	สถานีตำรวจภูธรเมืองสุพรรณบุรี	ผกก.สภ.เมืองสุพรรณบุรี		พตอ.ชัยรัตน์ ทิพยจันทร์	
19	สถานีตำรวจภูธรอู่ทอง	ผกก.สภ.อู่ทอง		พตอ.คำรณ บุญเลิศ	
20	สภ. สระแก้ว	เบอร์กลาง			
21	สภ. บางปลาม้า	เบอร์กลาง			
22	สถานีตำรวจภูธรบางปลาม้า	เบอร์กลาง			
23	สถานีตำรวจชุมชน อู่ทอง	เบอร์กลาง		คุณ วสันต์	
24	สถานีตำรวจชุมชน สังฆจายเถร	คุณอภิชัย			
25	ศูนย์บริการประชาชน ต.บางกุ้ง	เบอร์กลาง			
26	ศูนย์บริการประชาชน ต.ดอนโพธิ์ทอง	คุณประเสริฐ รัตนจันทร์		คุณ ประดิษฐ์ กล้าหาญ	
27	ศูนย์บริการประชาชน ต.วังน้ำเย็น	คุณนิสสรณ์ สายนุช		คุณ ไพบูล ขุมทอง	
28	ผู้ใหญ่บ้านหมู่ 8 ต.ศาลาขาว			คุณ ปราณี บุญศรีวง์	
29	องค์การบริหารส่วน มะขามล้ม	คุณหนุ่ม			
30	องค์การบริหารส่วน ต.ทุ่งลูกนก	เบอร์กลาง		คุณ ณัชชา	
31	เทศบาล ต.กำแพงแสน	หัวหน้า ป้องกันและบรรเทาสารธารณภัย		คุณ อำนวย	
32	องค์การบริหารส่วน ต.กำแพงแสน	เบอร์กลาง			
33	เทศบาล ต.เจดีย์	สำนักปลัด		คุณ วรชัย (ชะลอ)	
		คุณมอส (นายก)			
34	องค์การบริหารส่วน ต.สวนแตง	เบอร์กลาง		คุณ สุเมธ	
35	เทศบาลสวนแตง	คุณวสันต์		สำนักงาน	
36	เทศบาล ต.บางกุ้ง	ห้องป้องกันภัย		คุณ มอส	
37	เทศบาล ต.ท่าเสด็จ	สำนักงาน		035-597 444	
38	องค์การบริหารส่วน ต.ศาลาขาว	นายยก อบต.ศาลาขาว		คุณ ไก่	
39	องค์การบริหารส่วน ต.วังน้ำเย็น	เบอร์กลาง			
40	องค์การบริหารส่วน ต.ดอนโพธิ์ทอง	เบอร์กลาง		คุณ ประสิทธิ์	
41	ศูนย์กู้ภัยเณรแก้ว	เบอร์กลาง			
42	ศูนย์กู้ภัยร่วมใจสวนแตง	เบอร์กลาง			
43	กสท.สุพรรณบุรี			คุณ อดุลย์	
44	กสท.สุพรรณบุรี			คุณ สมศักดิ์	
45	กสท.สุพรรณบุรี			คุณ ถนอม	
46	พลังงานจังหวัดสุพรรณบุรี	เบอร์กลาง		คุณ ปรัชญา ขวัญเมือง	
47	หน้าห้องนายอำเภอเมืองสุพรรณบุรี			คุณ อำนาจ	
48	สำนักงานป้องกันและบรรเทาสาธารณภัยจ.สุพรรณบุรี				

เบอร์โทรศัพท์ติดต่อโรงพยาบาล			
No.	ชื่อโรงพยาบาล	รายชื่อ	เบอร์ติดต่อสำนักงาน
1	คลีนิก กำแพงแสน	เบอร์กลาง	[redacted]
2	รพ.จันทรุเบกษา	เบอร์กลาง	
3	รพ.ธนบุรีอู่ทอง	เบอร์กลาง	
		แจ้งอุบัติเหตุ กด 1	
		คุณ เสาวพา	
4	รพ.กำแพงแสน	เบอร์กลาง 1669	
		แจ้งอุบัติเหตุ กด 114	
5	รพ.บางปลาม้า	เบอร์กลาง	
6	รพ.สต.สังฆจายเถร	เบอร์กลาง	
7	รพ.สต.ดอนโพธิ์ทอง	เบอร์กลาง	
8	รพ.สต.วังน้ำเย็น	เบอร์กลาง	
		คุณ นรินทร์	
9	รพ.เจ้าพระยายมราช	เบอร์กลาง	

เบอร์โทรศัพท์ติดต่อพนักงานบริษัท SBP (Helper wellsite KS)			
No.	รายชื่อ	เบอร์ติดต่อสำนักงาน	เบอร์ติดต่อ
1	คุณ ณรงค์ สังข์ทุ่งขวาง	[redacted]	
2	คุณ หัสดง บุญเทียน		
3	คุณ บุญยืน นักวิฟ้า		

เบอร์โทรศัพท์ติดต่อพนักงานบริษัท BRK INTERTRANSPORT			
No.	รายชื่อ	ตำแหน่ง	เบอร์ติดต่อ
1	คุณ เกษ อินเลี้ยง	ผู้จัดการ	[redacted]
2	คุณ อุทัย แสงอรุณ	Safety	
3	คุณ ภาธนวรีย์ โคกบุญชู	ธุรการขนส่ง	

Update 25/01/2024

เอกสารแนบที่ 18

Chemical Spill Response Plan

For Suphanburi Asset Procedure

PTT Exploration and Production Public Company Limited

Spill Management Plan

Document Number: 12146-PDR-SSHE-501/03-R04

November 2025

Approval Register	
Document Subject	Spill Management Plan
Document Number	12146-PDR-SSHE-501/03-R04
Document Owner	Environment Management Department (CEN)
Prepared by	Chatri Saosub (Engineer, Environment)
Effective Date	November 2025

Review			
Name		**Signature**	**Date**
Document Custodian	Chatkaew Tansakul Manager, Operational Environment Section	[redacted]	13-Nov-2025
Document Reviewer	Sutus Preuksjamas Team Leader, SSHE		17-Nov-2025
	Veerawat Aumsoi VP, report to SVP, CSH, responsible for Operations Safety Synergy		13-Nov-2025
	Porntep Kongkapetchawan VP, Safety Management Department		13-Nov-2025
	Kittpipat Phewpanchon VP, Process Safety and Assurance Department		13-Nov-2025

Approval			
Name		**Signature**	**Date**
Document Owner	Surasak Chonchirdsin VP, Environment Management Department	[redacted]	12-Nov-2025
Document Approval	Benjamin Choo Choon Bon SVP, Safety, Security, Health and Environment Division		17-Nov-2025

This document shall be reviewed every 5 years from the date of approval or revised earlier if necessary.

Revision History			
Rev.	**Description of Revision**	**Authorized by**	**Effective Date**
0	New	CSH	Dec 2011
1	• Add list of approved dispersants in Thailand • Add request form of dispersant application for approval in Thailand • Add Tier2 Equipment Stockpile • Update Role & Responsibility of Corporate and asset during exploration drilling phase • Update Role & Responsibility of Corporate and asset during production drilling phase • Update Role & Responsibility of Corporate and asset for Tier 2 & 3 Equipment Request • Update Tier 2 and Tier 3 Communication Flow and appendices	TSH	Dec 2016
2	• Add summary of spill management team leader • Add minimum requirements of Asset Spill Response Plan preparation, response techniques, consequence analysis, training, and exercise • Add list of Spill Response Equipment under PTTEP and the alliances • Update document title and contents reorganization. • Update contact number of Thailand and International Authority and Organization	CSH	Mar 2018
3	• Added additional information about spill management for newly acquired asset, tool for self-assessment of spill capability, and example of Thai Offshore Oil Spill Crisis Response Plan in Appendix A. • Clarified spill response responsibility for all E&P phases. • Updated content reorganization, SIMA tool, IESG response resources and request form, tier 3 resources mobilization, and spill exercise to align with international guideline.	CSH	Mar 2023

Revision History			
Rev.	**Description of Revision**	**Authorized by**	**Effective Date**

4	• Updated Tier Response Organization and Resources
	• Revised Onshore Oil Spill Response Resources
	• Enhanced Relevant Forms and Information in Appendix A
	  ○ National And International Authorities and Organization Contact List
	  ○ Request Form for Approval of Dispersant Application in Thailand, Including Zoning of Dispersant Application
	  ○ Example of Dispersant Application Reporting Form
	  ○ List of Approved Dispersants for Thailand Asset
	  ○ List of PTTEP Authorized Personnel for OSRL Activation
	  ○ OSRL Notification Form
	  ○ OSRL Mobilization Authorization Form
	• Added Instruction of Oversea Resources Mobilization for Spill Response in Thailand
	• Included OSRL Resources List
		CSH	Nov 2025

TABLE OF CONTENTS

INTRODUCTION 1
1.0 PURPOSE 1
2.0 SCOPE 1
3.0 DEFINITIONS AND ACRONYMS 1
3.1 TERMS AND DEFINITIONS 1
3.2 ACRONYMS 1
REQUIREMENTS 2
4.0 SPILL MANAGEMENT 2
4.1 SPILL MANAGEMENT ORGANIZATION 2
4.2 SPILL NOTIFICATION PROCESS 3
4.3 SPILL RESPONSE RESOURCES 4
ROLES AND RESPONSIBILITIES 16
REFERENCES 17
APPENDICES 18
APPENDIX A: RELEVANT DOCUMENTS OF THE SPILL MANAGEMENT PLAN 18

INTRODUCTION

1.0 PURPOSE

The Spill Management Plan is developed to outline the preparation of response actions and resources needed for a spill incident. The necessary response actions include the following as a minimum: the requirements of the Asset Spill Response Plan preparation, the response organization and protocol, the notification and interface between PTTEP Headquarters and assets and/or the external agencies, including government agencies and other related organizations, resources preparation, including capability assessment and document review and update. This plan guides the Asset/Operating Unit for the preparation and implementation of an effective spill response.

The Asset Spill Response Plan discussed in this document is intended to include not only the Asset/Operating Unit spill response plan, but also the support functions, i.e. seismic, drilling exploration, and drilling production response plan. In some cases, bridging documents from contractors who provide the main activities to PTTEP, i.e. seismic and drilling, are required in order to establish the interface between these organizations, as well as ensuring the alignment and prompt response.

2.0 SCOPE

This plan applies to all PTTEP Assets/Operating Units and support functions in preparation and implementation of the effective spill response in all activities of Exploration and Production (E&P) Phases, i.e. seismic exploration, exploration and production drilling, production and decommissioning activities, including the storage, offloading, and logistics support.

Compliance with the requirements described in this plan is mandated for all PTTEP Assets/Operating Units and their subsidiaries. In the countries where local regulations exist, this plan shall be read and implemented in conjunction with all relevant regulations or adopted as a minimum requirement if this plan is more stringent than the regulatory requirements. Where PTTEP is a joint venture partner or joint operator under PTTEP operational or financial control, compliance with this document is also mandated where PTTEP has legal obligations on the spill response and management, unless otherwise specified in the operational agreement.

3.0 DEFINITIONS AND ACRONYMS

3.1 TERMS AND DEFINITIONS

All terms and definitions in this document can be reached at SSHE Intranet > SSHE MS > SSHE Terms and Definitions.

3.2 ACRONYMS

All acronyms in this document are available at SSHE Intranet > SSHE MS > SSHE Acronym.

REQUIREMENTS

4.0 SPILL MANAGEMENT

Generally, spill management in the oil and gas exploration and production business is classified based on the 3-tiered response system in accordance with the IPIECA-IOGP good practice guide related to oil spill preparedness and response.

Activation of each tier response and management team is based on the capability of response resources as defined below:

- Tier 1: Asset capability necessary to handle local spill and/or initial response
- Tier 2: Local and National capability to supplement a tier 1 response
- Tier 3: Global and International capability required due to scale, complexities, and/or global potential impact

Classification of tier responses shall follow the SSHE Risk Management Standard (11038-STD-SSHE-401), Emergency and Crisis Management Standard (11038-STD-SSHE-501), and PTTEP Incident Management Standard (11038-STD-SSHE-601) for more details and definition of severity or impact to people, environment, asset, and reputation, as well as incident management and reporting protocol.

4.1 SPILL MANAGEMENT ORGANIZATION

4.1.1 PTTEP 3-Tier Response

The 3-tier spill response organization, as well as necessary internal and external resources, follows the Incident Command System (ICS). Tier 1 response requires internal resources, whereas tier 2 and 3 responses require national and international resources, respectively. Members of each tier response team shall refer to the Emergency and Crisis Management Standard (11038-STD-SSHE-501).

In case Thailand's offshore oil spill response is escalated to tier 3, the Crisis Management Team (CMT) shall be activated. The example of the Oil Spill Crisis Response Plan (CRP) as presented in Appendix A can be referred to as guidance. For Assets/Operating Units under a Production Sharing Contract (PSC) scheme, linkage of emergency and crisis management organization between PTTEP and government agencies shall be defined and established.

4.1.2 Spill Response and Management Team Duty

The authorized persons of E&P activities in each phase are different, which results in different designated persons of spill response and management team leaders of each tier response, as summarized in Table 1. Although the team leader is different, the team members of each Tier at each phase are commonly the same, except for the technical support, as listed in 3.1.1, in which their specific duties shall be described in the Asset Spill Response Plan. The technical support can be requested from each relevant discipline, subject to the incident description.

Table 1: Summary of Team Leaders

<table>
<tr><th rowspan="2">Team Leader</th><th colspan="4">Spill Management Team Leader for each E&P Phase</th></tr>
<tr><th>Seismic Exploration</th><th>Drilling Exploration</th><th>Drilling Production</th><th>Production</th></tr>
<tr><td rowspan="3">Tier 1: On-scene Commander</td><td rowspan="3">VP under Geosciences, Subsurface, and Exploration Division</td><td colspan="2"><Spill on rig>
Drilling Supervisor (DSV)</td><td rowspan="3">Field Manager or VP of affected asset</td></tr>
<tr><td colspan="2"><Spill to environment></td></tr>
<tr><td>Drilling Supervisor (DSV)</td><td>Field Manager/ VP of affected asset</td></tr>
<tr><td>Tier 2: Incident Commander</td><td colspan="4">SVP of affected asset (Thailand)
Asset Country Manager (Overseas)</td></tr>
<tr><td>Tier 3: CMT Leader</td><td colspan="4">CEO or Designated Top Management</td></tr>
<tr><td rowspan="2">Technical Support</td><td>VP/ Field manager of affected asset</td><td colspan="2">Field manager of affected asset/ Drilling Contractor</td><td>VP of affected asset</td></tr>
<tr><td colspan="4">Depends on the incident situation and shall be requested from the affected asset</td></tr>
</table>

4.2 SPILL NOTIFICATION PROCESS

Initial internal and external notification of spill incidents shall follow the protocol and reporting requirements as determined in the Incident Management Standard (11038-STD-SSHE-601), which covers the reporting channel, period, and organizations to be notified within PTTEP and externally to the government agencies, both for Thailand and International assets.

It is the responsibility of Assets/Operating Units to determine the in-country notification process of all internal and external communications for all tiers of spill incidents, including communication with PTTEP headquarters. The communication protocol shall be documented in the Asset Spill Response Plan. The protocol shall include the communication channel to the authorities, notification timelines to the authorities, and the responsible person authorized to initiate communication. The contact numbers of authorities in each operating country shall be provided and kept up to date in the Asset Spill Response Plan.

Remark: For Thailand assets' spill to water, the need for a National Oil & Chemical Spill Response Plan activation shall be discussed during the initial notification to government agencies. Certain information shall be provided to the government agencies, e.g. estimated spill volume, sensitive environmental resources and facilities, other potential risks, etc. Contact numbers of Thailand and International authorities and organizations are provided in Appendix A.

For any updated situation to external media and relatives, refer to the Crisis Communication Guideline (12145-GDL-004) under Branding Communications and Knowledge Intelligence Division (CBK).

4.3 SPILL RESPONSE RESOURCES

Spill response resources in this plan are defined as the spill response and management plan, other supporting documentation, trained personnel, and sufficient equipment and supplies, which may come from local, regional, or international sources in accordance with the 3-tier classification. These resources shall be identified in the Asset Spill Response Plan based on their operational risk assessment results, e.g. by conducting spill capability assessment, etc., regulatory requirements, international convention, e.g. MARPOL, etc., hydrocarbon amount and characteristic, nearby sensitive areas and supporting facilities, and planning scenarios.

The agreement or spill response organization for spill response resources at each asset and tier response is recommended to be prepared in advance to ensure the availability of the resources when a spill incident occurs.

4.3.1 Asset Spill Response Plan Preparation

PTTEP oil Assets/Operating Units shall prepare and implement Asset Spill Response Plans and supporting documentation. The Asset Spill Response Plan shall be scoped and scaled according to the type of operation undertaken, the level of risk associated with the operations, and assurance of compliance with applicable local and national regulations. Asset Spill Response Plan shall include the necessary information that assists Assets/Operating Units to identify and specify the key processes and resources that are crucial to respond to the spill incidents, both for the initial and subsequent stages. However, PTTEP gas Assets/Operating Unit can develop its own plan, either integration with the Asset Emergency Response Plan or separately, by following the requirements stated below. A recommended structure of the Asset Spill Response Plan is listed in Appendix A.

The Asset Spill Response Plan shall comply with the National Oil & Chemical Spill Response Plan of the country of operation, as well as relevant PTTEP standards and procedures. Each of Asset/operating Unit's Spill Response Plans shall be reviewed by Corporate SSHE Division for advice and alignment with this plan and other compulsory documents.

4.3.2 Spill Scenario Consequence Analysis

Based upon the risk assessment results, the asset shall identify potential spill scenarios and documents in the Asset Spill Response Plan, then the detailed consequence analysis shall be conducted to confirm consequences from the spill and identify resources at risk which include environmental and socio-economic resources that could be affected, and assess the degree of sensitivity of those resources, as well as impact mitigation and minimization measures, specifically for:

- Worst credible case of spill scenario(s) for oil type(s) that potentially have a significant contribution to the risk (high likelihood, high potential discharge volume, or low likelihood but high severity)

- Any additional potential spill scenarios that generate essential planning factors.

Criteria for justification are referred to in the SSHE Risk Management Standard (11038-STD-SSHE-401).

4.3.2.1 Spill Trajectory Model

The objective of numerical simulation of spill fate and trajectory is to estimate the physical changes that spilled oil undergoes, especially offshore or on open waters (i.e. the weathering processes which include evaporation, spreading, natural dispersion, emulsification, and shoreline stranding) and its potential pathways, travel times, surface distribution, and associated volumes under the prevailing climate.

The spill trajectory model shall be developed based on the risk assessment results to provide the area of impact or consequence for consideration in the environmental and socio-economic severity and to guide decisions for a suitable response strategy.

Examples of 2 types of spill trajectory modelling output are shown in Figure 1:

- Stochastic models are primarily used for contingency planning purposes, which apply historical wind and current conditions to simulate multiple spill trajectories that together give a statistical output
- Deterministic models typically are used in both response and contingency planning scenarios, which utilize a single set of wind and current conditions (for example, the most probable) to simulate a single spill trajectory

Example of stochastic modelling output (IPIECA-IOGP Good Practice Guide)	**Example of deterministic modelling output** (At A Glance – NOPSEMA Oil Spill Modelling)
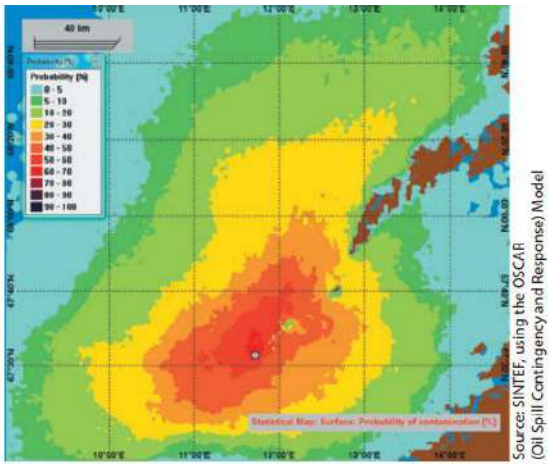	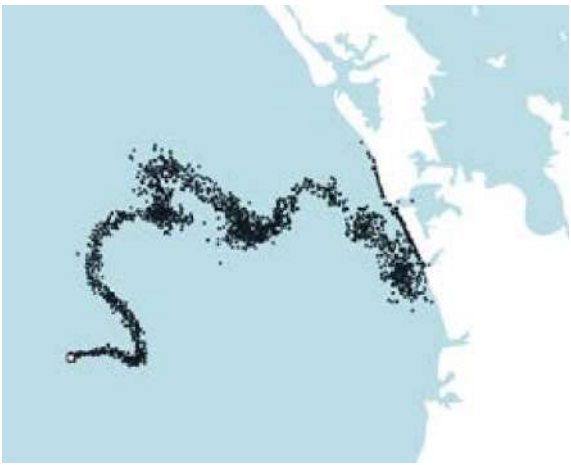
This image of a statistical analysis of multiple trajectories predicts the probability of where water surface oiling might occur based on a 10-day simulation using a dataset of historical hydrodynamic and wind conditions.	This image shows a single trajectory simulation using one input set of hydrodynamic and wind conditions. It depicts the absolute mass and relative probability of the spilled oil.

Figure 1: Example of Spill Modelling Output

4.3.2.2 Sensitivity Mapping

Once assets have identified the spill scenario, the trajectory of the oil, and how it behaves in the environment, it is necessary to identify and characterize relevant sensitive resources and receptors within the influence area.

Mapping of ecological and socio-economic resources allows the identification of those that may lie in the trajectory of the spill. Mapping shall be performed within the influence area of the potential spill. The IPIECA/IMO/IOGP Good Practice Guidance on Sensitivity Mapping for Oil Spill Response (Revision 2016) provides examples of mapping both ecological and socio-economic resources. Environmental impact assessments and monitoring data can provide valuable input to the mapping of resources and sensitive receptors. With a confidential agreement, operators within the same area are encouraged to share information on ecological and socio-economic resources to secure efficient mapping and consistent input.

The assessment of potential consequences is recommended to be made for time periods (i.e. monthly, seasonal, or yearly) as relevant for the activity or operation that is posing the risk. It is also recommended that a full-year field activity should at least have a seasonal resolution in the consequence assessment, as this can provide important information and input to risk management and advice on risk-reducing measures for time-limited operations.

The available information, such as the Environmental Sensitivity Index (ESI), Environmental Sensitivity Maps (ESM), etc., can be accessed from published sources, national databases, or equivalent. The sensitivity map from the environmental impact assessment report can be partially applied.

4.3.3 Response Strategy Development

Following the identification of sensitive resources and priority protection sites, PTTEP assets shall identify the appropriate response strategies, which are comprised of viable response techniques that can adequately mitigate the impact and consequences of each oil spill scenario.

A response strategy can consist of a single response technique or a combination of techniques. A list of the response techniques and their requirements is listed in Appendix A. The response strategy should be established in consultation with the relevant authorities and stakeholders, with consideration given to Spill Impact Mitigation Assessment (SIMA).

4.3.3.1 Spill Impact Mitigation Assessment (SIMA)

When considering the suitable response technique, the SIMA shall be considered to determine the best response options that are the most effective, feasible, and will minimize the impact from the selected planning scenario on the environment and the community, including ecological, socio-economic, and cultural aspects. As such, the Asset Spill Response Plan shall document the following information, as shown in Figure 2, when selecting the response option.

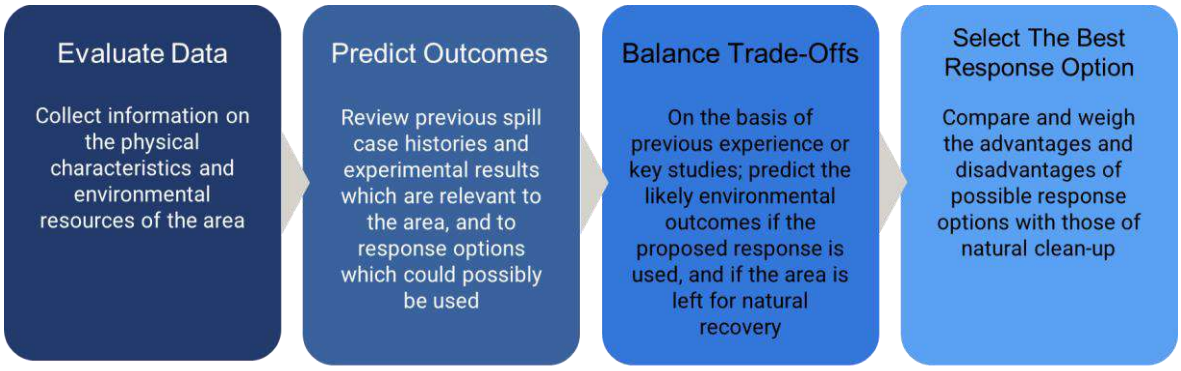

Figure 2: Steps of Net Environmental Benefit Analysis (SIMA)

Assets shall ensure that the response priorities selected are aligned with the national or regional register of priority areas. Where different protection priority ranking is assigned to a specific resource compared to these national or regional register, justifications for the difference is to be specified.

It is important to note that the SIMA process is generally applicable to larger or higher consequence oil spill scenarios where multiple spill response options are being considered. It is not value-added to conduct SIMA for smaller, lower consequence spills where only one or two response options are contemplated or feasible.

4.3.4 Spill Response Resources

4.3.4.1 Tier 1 - Asset Resources

PTTEP Assets/Operating Units shall provide and ensure the availability of spill response resources at each location as identified in their planning scenario. The identification of necessary spill response resources shall be documented in the Asset Spill Response Plan. Asset representatives shall ensure the readiness of the Asset Spill Response Plan and the sufficient equipment and resources for combating spills up to Tier 1. A preventive maintenance plan of spill response equipment shall be established and followed. Assigned ERT personnel shall be trained to promptly respond and become familiar with all available spill response equipment.

For seismic exploration, the spill response equipment and services from reliable local contractors are recommended to be prepared by the Geosciences, Subsurface, and Exploration Division under the advisory guidance of the Corporate SSHE Division.

For drilling exploration and production, the drilling contractor shall provide on-site spill response equipment and personnel as per contract to ensure Tier 1 can be handled; the drilling contractor is responsible for spills occurring within the boundary of the rig itself, while Corporate SSHE Division and Assets/Operating Units are responsible for spills reaching the marine environment.

For offshore operations, when dispersant application is required, Assets/Operating Units shall follow the requirements as determined in the relevant local regulations of each operating country. Such requirements may differ depending on the local legal framework, including any restriction or prohibition of dispersant use in certain areas or conditions. The dispersant application process shall be properly reviewed and approved by relevant competent authorities prior to use, ensuring

compliance with environmental protection regulations and operational safety practices. It shall be noted that dispersant use in freshwater is generally not recommended.

For onshore assets, Tier 1 spill response resources shall cover not only spills from their facilities but also their transportation infrastructure systems (e.g., roads, railways, etc.) used to transport crude oil and produced water, as documented in the Asset Spill Response Plan. Transportation contractors/operators are responsible for handling initial incidents and spill responses with their own pre-arranged spill response resources.

In case the incident reaches Tier 3, the Corporate SSHE Division shall be responsible for supporting the dispersant application approval process.

Remark: For Thailand Asset/Operating Unit, when dispersant application is required, it is the Asset/Operating Unit's responsibility to request approval from the Pollution Control Department (PCD) before use when the water depth is less than 10 meters and/or when operating close to a sensitive area, as referred to in the National Oil & Chemical Spill Response Plan. The request form for approval of dispersant application in Thailand, including zoning of dispersant application, the dispersant application reporting form, and the list of approved dispersants for Thailand assets, is provided in **Appendix A**, respectively. To support timely approval, ensure the application is complete and that the proposed dispersant volume and justification are clearly stated; for urgent cases, contact the PCD hotline listed in **Appendix A** to facilitate coordination and follow up after submission.

4.3.4.2 Tier 2 – Local and National Resources

Thailand Asset

Corporate SSHE Division shall provide and seek other available equipment and resources to support asset spill response, including all E&P phases. These resources, i.e. equipment, personnel, and logistic support, specified in the following documents, but not limited to, shall be included in Asset Spill Response Plan.

- Onshore Operating Asset: Local contract availability etc. National-level regulators or agencies and National Oil Spill Response Organizations (OSROs)
- Offshore Operating Asset/Operating Units: Nearby operators, regional operators, national level regulators or agencies, and National Oil Spill Response Organizations (OSROs)

Pre-arrangement or exercises to test the mobilization are highly recommended to be conducted by the Asset to ensure the availability and validity of Tier 2 resources and secure spill response support.

PTTEP is a member of the Oil Industry Environmental Safety Group Association (IESG) in Thailand. All PTTEP Assets/Operating Units in Thailand are able to request additional resources and the trained personnel from outsource under list of approved dispersants for Thailand assets Form, PTTEP authorized personnel for IESG including Tier 2 resources support activation, The list of IESG available resources, and the estimated mobilization time to Thailand offshore asset for national assistance from the nearest IESG site as provided in Appendix A.

Further, assets in Thailand may also request resources from the Marine Department through activation of the National Oil & Chemical Spill Response Plan. This allows the Asset to have access to the national resources, which include equipment, vessels, and technical specialists. PTTEP assets shall identify Tier 2 resources in Asset Spill Response Plan for the purpose of pre-assessment whether the available resources are sufficient to handle with Tier 2 spills or otherwise refer to this plan. When resources from in-country mutual aid agreements are required to respond to the spill, the National Oil & Chemical Spill Response Plan will be incorporated with the company plan. The role and responsibility of the emergency response team and support team will be in accordance with both plans.

International Asset

It is recognized that some international assets may also be legally bound to attain membership for their local Tier 2 organizations or Contractors as specified by laws and regulations of the country where PTTEP operates in all E&P phases (e.g. PIMMAG, OSCT, etc.). All assets shall adhere to the in-country legislative requirements and ensure familiarity with the call-out procedure for the respective Tier 2 organizations or contractors.

Similar to Thailand assets, the international assets should ascertain similar processes to access to the national resources of their country. PTTEP authorized personnel for tier 2 resources provider activation, shown in Appendix A, shall be included in the Asset/Operating Unit Spill Response Plan.

4.3.4.3 Tier 3 – Global and International Resources

Currently, the international service provider for PTTEP is the Oil Spill Response Limited (OSRL) Group, for which PTTEP has access to its resources via PTT Group membership. The OSRL activation can be done through PTT Group as per the following steps, in which a list of PTTEP authorized personnel is provided, Appendix A.

- PTTEP Authorized Personnel shall fill out the PTT Group Notification form and Mobilization Authorization Form, and submit them to PTT for their information as provided in Appendix A.
- Then, the OSRL Notification and Mobilization Procedure shall be followed as described in Appendix A. PTTEP Authorized Personnel shall fill out the OSRL Notification Form and Mobilization Authorization Form, and submit them to OSRL for requesting their services as provided in Appendix A.

Environment Management Department is responsible for assisting the Asset/Operating Units in securing OSRL resources for their prompt response. OSRL resources available for membership can be found on the OSRL website.

For planning purposes, the Asset/Operating Units shall take into account the lead time required for mobilization of OSRL resources in their Asset Spill Response Plan. However, the global alliance from PTTEP and OSRL requires lead time for internal preparation and logistical arrangements.

Equipment Mobilization

PTTEP is responsible for the logistics of any resources from OSRL from the point of handover, whilst OSRL handles the equipment transfer up to the point of handover (i.e. at OSRL base or departure airport/port), where there is a transfer of responsibility. Mobilization time for air and sea transport is dependent on the availability and location of the chartered aircraft or supply vessel. Table 2 summarizes the various mobilization methods of OSRL's equipment.

Table 2: OSRL's Equipment Mobilization Method

Mobilization by	Remarks
Land	This refers to the use of trucks/lorries for the transportation of equipment from OSRL's nearest base before subsequent transfer to vessels.
Sea	Depending on the location of the spill, the supply vessel can also be chartered in-country where the nearest OSRL base is located. Equipment is loaded at the OSRL base and sails directly to the spill site.
Air	Equipment is loaded into chartered cargo aircraft, which will then fly into the identified airport of entry upon the clearance of permits and customs, etc.

Detailed OSRL equipment mobilization instructions and a consolidated list of OSRL resources available to PTTEP, covering offshore, nearshore, and inland spill response, are provided in Appendix A.

Aerial Dispersant Aircraft Mobilization

Two types of aerial dispersant aircraft provided by OSRL can be mobilized in a spill: C130 departing from Senai, Malaysia, and B727 departing from Doncaster, UK. OSRL's nearest support site to PTTEP's country of operations, the nearest airport to PTTEP assets' location, estimated mobilization time, and flight time from OSRL's base to these airports are summarized in Appendix A. However, the time taken for customs clearance, immigration, etc., is not included.

Remark: Oil spill mobilization instruction for Thailand Assets/Operating Units is presented in Appendix A, containing the comprehensive mobilization time, which includes time for customs, immigration, etc.

4.3.5 Spill Training and Exercise

Asset/Operating Unit spill training shall be developed following SSHE Training and Competency Standard (11038-STD-SSHE-305), and exercise programs shall be developed with consultation from the Corporate SSHE Division based on the applicable national and local regulations, as well as the requirements stated in this plan and SSHE Training and Competency Standard (11038-STD-SSHE-305).

It is recommended to consider determining the frequency and number of personnel to be trained in each role and involved in exercises, and factors such as staff turnover rate, staff rotation to prepare

for a prolonged response, and stand-by requirements for on-duty responders, as well as backup staff to support an ongoing response.

Asset/Operating Unit shall organize the spill exercise in accordance with the applicable national and local regulations. Exercise activities should follow the progressive approach illustrated in Figure 3 and may be undertaken using a variety of types, as shown in Table 3. The estimated duration and frequency provided as guidance excludes the time of planning and preparation, which may be significant. An exercise can contain a mix of these types.

- Oil field Asset: It is mandatory to conduct the spill exercises to cover all types of exercises as shown in Table 3.
- Gas field Asset: the spill exercise arrangement depends on the asset's spill risk profile and scenario. However, it is recommended to conduct any type of spill exercise at least once a year, e.g., following an asset emergency exercise, pre-fire plan, etc.

These exercises may be conducted separately or in conjunction with other exercises as long as they are well documented. The training and exercise programs and records shall be documented for further tracking and reference. Opportunities for improvement and actions arising from these activities shall be documented and recorded in a close-out exercise or audit report to ensure that the actions are being implemented in a timely manner.

Asset/Operating Unit shall also ensure that the monitoring for training with expiration date and requires refresher periodically is done and documented properly to ensure the sustainability of personnel knowledge and competence.

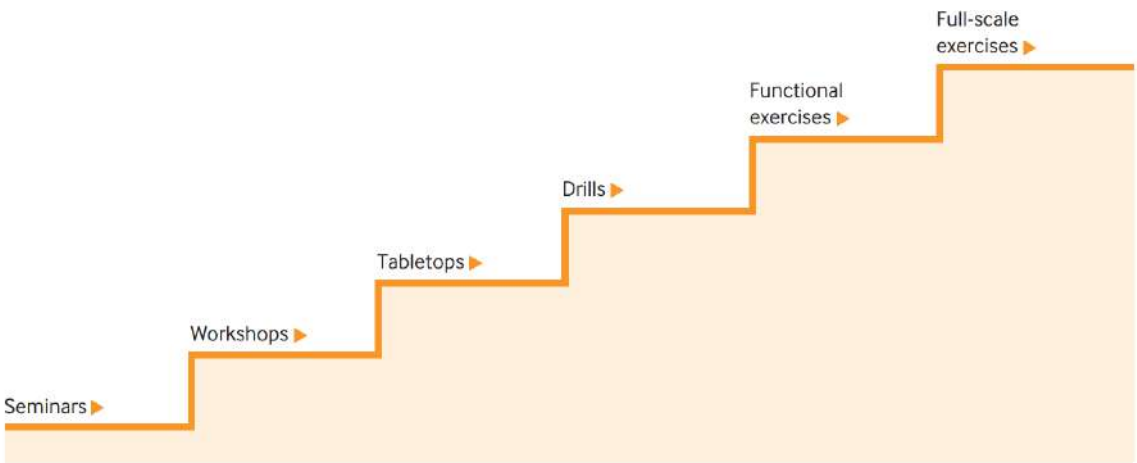

Figure 3: The Progressive of the Development of Exercise Program (IPIECA-IOGP 2023)

Table 3: Types of Spill Exercise (FEMA)

Type	Detail Exercise	Frequency	Responsible Party
Seminars (Duration: 1-2 hrs.) (Optional)	• Discussion-based exercises designed to orient participants to new or updated plans, policies, procedures in a structure of training environment	As needed	Site SSHE/ Asset SSHE
Workshops (Duration: 2–8 hrs.) (Optional)	• Discussion-based exercises used as a means of developing specific document, such as draft plan or policy.	As needed	Site SSHE/ Asset SSHE
Tabletop Exercises (Duration: 2 to 4 hrs.)	• Facilitated analysis of an emergency situation in an informal, stress-free environment • Minimal simulation with no equipment used, no resource deployed, no time pressure introduced and not a physical exercise. • Constructive discussion to examine and resolve problems based on existing operational plans and identify whether the plans need to be refined. • Exercise success determined by problem areas identification.	At least once per asset/year	Site SSHE/ Asset SSHE
Drills (Duration: 2 to 4 hrs.)	• Coordinated and supervised physical exercise to test a single specific operation or function. • Commonly used to provide training on new equipment or practice and maintain current skills without deploying full resources • Be adequate for practicing and perfecting one small part of the damage assessment program and preparing for more extensive exercises, in which several functions will be coordinated and tested.	At least once per asset/year	Site SSHE/ Asset SSHE

Type	Detail Exercise	Frequency	Responsible Party
Functional Exercises (Duration: 4 to 8 hrs.) (Optional)	• Fully simulated interactive exercise that tests an organization's capability to respond to a simulated event. • Be similar to a full-scale exercise but without deploying equipment/ resources. • An incident simulation in the most realistic manner possible short of moving resources to an actual site • Multiple functions of the damage-assessment plan tested. • Coordination, integration, and interaction of organization's policies, procedures, roles, and responsibilities before, during, and after the simulated event. • Coordination, command, and control across multi-agency coordination centers examined and validated without incurring the cost of a full-scale exercise. • A prerequisite to a full-scale exercise.	At least once per year for oil field assets only	Asset SSHE
Full scale exercise (Duration: 8 to 72 hrs.)	• A real event simulation as closely as possible. • Multi-agency, multi-jurisdictional, multi-discipline exercise designed to evaluate the operational capacity of emergency management system in a highly stressful environment simulating actual response condition. • Mobilization and actual movement of emergency personnel, equipment, and resources. • Testing and evaluating most functions of the damage assessment plan on a regular basis.	Once every five years, however, it is subject to resource's availability	Asset SSHE/ Corporate SSHE

Note:

- Seminars, Workshops and Functional Exercises are not mandatory.
- The durations and frequencies indicated are recommended guidelines and may be increased or otherwise adjusted based on each asset's risk profile, operational context, size. Application of these guidelines shall comply with all applicable laws, regulations, and regulatory approvals.

Spill Capability Assessment

An Asset/Operating Unit shall plan to conduct the capability assessment with the consultation of the Corporate SSHE Division. The spill capability assessment shall be carried out for newly acquired assets to assess and ensure that the asset spill response meets the operation's risk level. The frequency of the capability assessment depends on the results of the risk assessment and consideration of the following:

- When there is any significant change in the oil spill risk profile, e.g. new assets are introduced
- Upon any significant oil spill incident occurrence
- When new information on spill management is known

It is recommended that the capability review process is in line with the IPIECA-IOGP industry good practice guidelines for tiered response and includes the following assessments as a minimum:

- Review of oil Spill Response Plans and relevant tactical plans, including SIMA
- Availability and suitability of oil spill response tier 1 (onsite) resources
- Availability of tier 2 and tier 3 resources
- Review of logistical arrangements
- Review of training and exercise program

For an effective tier 2 and tier 3 capability assessment, it is suggested to utilize a third party to conduct the activities. The assessment results shall identify the gaps and recommendations for improving the asset and the Company's spill response capability. The gaps and recommendations shall be followed up on following the Audit and Review Standard (1038-STD-SSHE-701).

Spill capability assessment checklists are available to assist PTTEP assets to self-assess their level of preparedness to respond to an oil spill incident, including notification and mobilization of tier 2 and 3 resources and identification of infrastructure required to support the response. The spill capability assessment checklist is provided in Appendix A or can be found on OSRL's website (https://www.oilspillresponse.com/tools/ready-check/).

4.3.6 Asset Spill Response Plan Review and Update

Where the national or local regulation dictates a system of review and evaluation for approved plans, it shall take precedence. In the absence of regulatory guidance, the asset shall develop and implement a program for review to ensure sustained readiness and competency to align at least with the document review period or significant deviation following the SSHE Documentation Management Procedure (11038-PDR-SSHE-304/01).

The review and update to the Asset Spill Response Plan shall be undertaken when there are any updates from, but not limited to:

- Oil spill risk profile, e.g. new assets are introduced, or additional oil types are identified

- Response arrangements, including any changes to external notification and response contractors
- Location of operation (e.g. drilling campaigns) and sensitive resources
- Legislation or regulations in the country of operation
- International standards and industry good practices
- Relevant PTTEP corporate standards and procedures

Where applicable, if major changes occurred that could potentially affect the validity or effectiveness of the plan, resubmission to the approving authority in the country of operations shall be undertaken as required per local regulations and PTTEP corporate.

ROLES AND RESPONSIBILITIES

Roles and Responsibilities of relevant personnel shall follow the Emergency and Crisis Management Standard (11038-STD-SSHE-501), Emergency Management Plan (12148-PDR-SSHE-501/02), and Crisis Management Plan (12148-PDR-SSHE-501/01).

REFERENCES

Document Number	Document Title
PTTEP Controlling Documents	
11038-STD-SSHE-305	SSHE Training and Competency Standard
11038-STD-SSHE-401	SSHE Risk Management Standard
11038-STD-SSHE-501	Emergency and Crisis Management Standard
11038-STD-SSHE-601	Incident Management Standard
12146-PDR-SSHE-503/01	Waste Management Procedure
12148-PDR-SSHE-501/01	Crisis Management Plan
12148-PDR-SSHE-501/02	Emergency Management Plan
Other Reference Documents	
-	Good Practice Guidelines for the Development of An Effective Exercise Programme; IPIECA-IOGP; 2023
-	Guidelines on implementing spill impact mitigation assessment (SIMA); International Petroleum Industry Environmental Conservation Association (IPIECA); 2017
-	National Plan for Oil Spill Protection (TH only); Ministry of Transport; 2002
-	Oil Spill Exercises Good Practice Guidelines for the Development of an Effective Exercise Programme; International Petroleum Industry Environmental Conservation Association (IPIECA); 2023
-	Oil Spill Response Field Guides; Oil Spill Response Limited (OSRL); 2025

APPENDICES

APPENDIX A: RELEVANT DOCUMENTS OF THE SPILL MANAGEMENT PLAN

Please find all relevant documents of Spill Management plan through SSHE SharePoint > SSHE MS > Corporate Tools > Appendix - Spill Management Plan

No.	Description
A1	Thailand Offshore Oil Spill Crisis Response Plan
A2	Thailand National and International Authorities and Organization Contact List
A3	Recommended Structure of Asset/Operating Unit Response Plan
A4	List of Response Techniques
A5	Thailand Pollution Control Department's Request Form for Approval of Dispersant Application in Thailand, Including Zoning of Dispersant Application
A6	Thailand Pollution Control Department Dispersant Application Reporting Form
A7	List of Approved Dispersants for Thailand
A8	Thailand Oil Industry Environmental Safety Group Association (IESG) Oil Spill Response Resources Request Form
A9	List of PTTEP Authorised Personnel for Tier 2 And 3 Resources Provider Activation
A10	List of Thailand IESG Resources
A11	Estimated Mobilization Time to Thailand Offshore Asset for National Assistance from the Nearest IESG Site
A12	PTT Group Notification Form
A13	PTT Group Mobilization Authorization
A14	OSRL Notification and Mobilization Procedure
A15	OSRL Notification Form
A16	OSRL Mobilization Authorization Form
A17	Instructions For Mobilizing Overseas Resources for Spill Response
A18	A Consolidated List of OSRL Resources
A19	Estimated Mobilization and Flight Time for OSRL's Aerial Dispersant Capability
A20	Spill Capability Assessment Checklist