

ภาคผนวก จ

เอกสารสอบเทียบ





JIRANATEE ASSOCIATES CO.,LTD.

Jiranatee Associates Co.,Ltd
63/14-15, 67/35-36
Petchkasem 7,7/1, Rd. Watthapra, Bangkokyai,
Bangkok 10600 (Thailand)
Tel: +6608680812
Mobile: +66863999453
E-mail: jnac-calibration@jiranatee.com
Web site: www.jiranatee.com

Accredited calibration laboratory
ISO/IEC 17025:2017
NSC-TISI-TIS 17025
CALIBRATION 0367

Flow measurement laboratory
Calibration services department.



NSC – TISI – TIS 17025
CALIBRATION 0367

CERTIFICATE OF CALIBRATION

Certificate No. : COF-014-66

Page 1 of 2 Pages

MEASUREMENT ITEM : Top Load Orifice
MANUFACTURER : TISCH
MODEL/TYPE : TE-5028
SERIAL NUMBER : 3945
ID NUMBER : TNP-F-CAL02
CONDITION AS-RECEIVED : Used item
CUSTOMER : TNP Environment Co., Ltd.
332/173 Vision Smart Life Village, Bangrak Phatthana,
Bang Bua Thong District, Nonthaburi 11110

RECEIVED DATE : 29 Sep 2023
MEASUREMENT DATE : 01 Oct 2023
ISSUE DATE : 01 Oct 2023

ENVIRONMENTAL CONDITIONS:

Ambient condition in the laboratory are as follow:

Temperature	: 23.0 ± 3.0	°C
Relative Humidity	: 55.0 ± 15.0	%RH
Atmospheric Pressure	: 1010 ± 10	hPa

CALIBRATION CONDITION:

Preconditioning : 24 hours at ambient conditions.
Measurement Condition : The average values during measurement are 25.1 °C and 57.0 %RH.

NOTED: The certificate is valid only to the item calibrated on date and place of calibration.

TABULATION OF RESULTS:

The table on next page give the measured values.

Calibration procedure:

The Orifice gas flow device was calibrated against Standard Rotary Displacement Meter (Roots Meter) Model G65/IMC/W2-dp. The WI-CL-004 was used as a calibration guideline.

Traceability:

This certificate provides a traceability of The measurement to recognized the national standards, and to realization of the international system of units (SI) through the VSL (National Metrology Institute of Netherlands) via Certificate number: G2211901

Uncertainty of Measurement:

The reported uncertainty of measurement is based on the standard uncertainty multiplied by a coverage factor $k=2$, Which for a normal distribution corresponds to a coverage probability of approximately 95%. The standard uncertainty has been determined in accordance with the GUM 'Evaluation of measurement data - Guide to the expression of uncertainty in measurement'

Approved si

MEASUREMENT RESULTS:

The Orifice gas flow device was calibrated by direct comparison method with the Standard Rotary Displacement Meter (Roots Meter). The Humid air was used as a medium in the system. The standard conditions are 25°C (298.15 K) and 760 mmHg for standard temperature and standard pressure respectively.

Table 1: The results of Q Standard calibration data

Plate	Flow rate m ³ /min	Pressure [Pa] mmHg	Temperature [Ta] °C	Temperature [Tm] °C	Δp_{meter} mmHg	$\Delta p_{\text{Orifice}}$ inH ₂ O	γ	Standard Flow [Q_s] m ³ /min
1	0.705	755.985	24.95	23.76	68.702	1.098	1.045	0.641
2	1.005	756.073	24.81	23.66	53.939	2.343	1.527	0.933
3	1.122	756.065	24.44	23.62	48.579	2.981	1.724	1.050
4	1.166	756.080	24.33	23.58	46.771	3.229	1.794	1.093
5	1.421	756.160	24.48	23.64	34.286	4.973	2.226	1.356


Slope (m): **1.65230**
 Intercept (b): **-0.01279**
 Correlation coefficient (r): **0.99984**
 Uncertainty ($k=2$): **0.015 m³/min**

Table 2: The results of Q actual calibration data

Plate	Flow rate m ³ /min	Pressure [Pa] mmHg	Temperature [Ta] °C	Temperature [Tm] °C	Δp_{meter} mmHg	$\Delta p_{\text{Orifice}}$ inH ₂ O	γ	Standard Flow [Q_s] m ³ /min
1	0.705	755.985	24.95	23.76	68.702	1.098	0.658	0.644
2	1.005	756.073	24.81	23.66	53.939	2.343	0.961	0.937
3	1.122	756.065	24.44	23.62	48.579	2.981	1.083	1.053
4	1.166	756.080	24.33	23.58	46.771	3.229	1.127	1.097
5	1.421	756.160	24.48	23.64	34.286	4.973	1.399	1.360

Slope (m): **1.03492**
 Intercept (b): **-0.00806**
 Correlation coefficient (r): **0.99984**
 Uncertainty ($k = 2$): **0.015 m³/min**

End of Certificate of Calibration



Analyzer Performance Test

Calibrated Date: 17 October 2023

Instruments Information

Analyzer Type : CO Analyzer

Model : 48C

Manufacturer : Thermo Environmental

Serial Number : 0401304259

Calibrator Unit

Dilutor Model : Dasibi Model 5008

Serial Number : 705

ZERO AIR Generator : API MODEL 701

Serial Number : 1924

Standard Gas Concentration

Nitric Oxide (NO) 55.47 PPM

Sulphur Dioxide (SO₂) 55.11 PPM

Carbon Monoxide (CO) 4,535 PPM

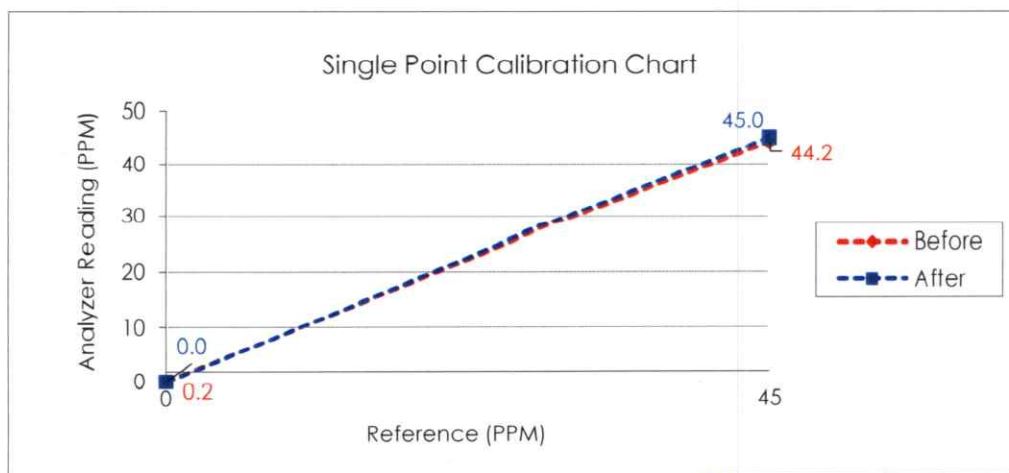
Cylinder number EB0129027

Expire Date: 29 Oct. 2027

Environment : Temperature 25.5 °C Humidity: 51 %RH

Calibration Report

	Zero			Span		
	Reference (PPM)	Reading (PPM)	Drift (PPM)	Reference (PPM)	Reading (PPM)	Drift%
Before	0.0	0.2	0.2	45.0	44.2	-1.7
After	0.0	0.0	0.0	45.0	45.0	0.0



Calibrate By

Analyzer Performance Test

Calibrated Date: 17 October 2023

Instruments Information

Analyzer Type : CO Analyzer

Model : 48C

Manufacturer : Thermo Environmental

Serial Number : 48C-67530-357

Calibrator Unit

Dilutor Model : Dasibi Model 5008

Serial Number : 705

ZERO AIR Generator : API MODEL 701

Serial Number : 1924

Standard Gas Concentration

Nitric Oxide (NO) 55.47 PPM

Sulphur Dioxide (SO₂) 55.11 PPM

Carbon Monoxide (CO) 4,535 PPM

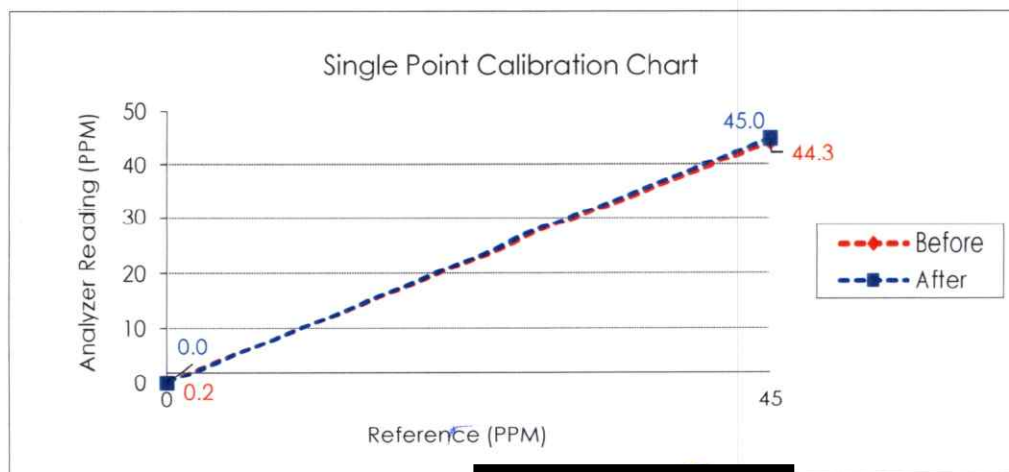
Cylinder number EB0129027

Expire Date: 29 Oct. 2027

Environment : Temperature 25.5 °C Humidity: 51 %RH

Calibration Report

	Zero			Span		
	Reference (PPM)	Reading (PPM)	Drift (PPM)	Reference (PPM)	Reading (PPM)	Drift%
Before	0.0	0.2	0.2	45.0	44.3	-1.6
After	0.0	0.0	0.0	45.0	45.0	0.0



Calibrate By

[Redacted Signature]

Analyzer Performance Test

Calibrated Date: 18 October 2023

Instruments Information

Analyzer Type : NO-NO₂-NO_x Analyzer

Manufacturer : Thermo Environmental

Model : 42C

Serial Number : 0527613258

Calibrator Unit

Dilutor Model : Dasibi Model 5008

Serial Number : 705

ZERO AIR Generator : API MODEL 701

Serial Number : 1924

Standard Gas Concentration

Nitric Oxide (NO) 55.47 PPM

Sulphur Dioxide (SO₂) 55.11 PPM

Carbon Monoxide (CO) 4,535 PPM

Cylinder number EB0129027

Expire Date: 29 Oct. 2027

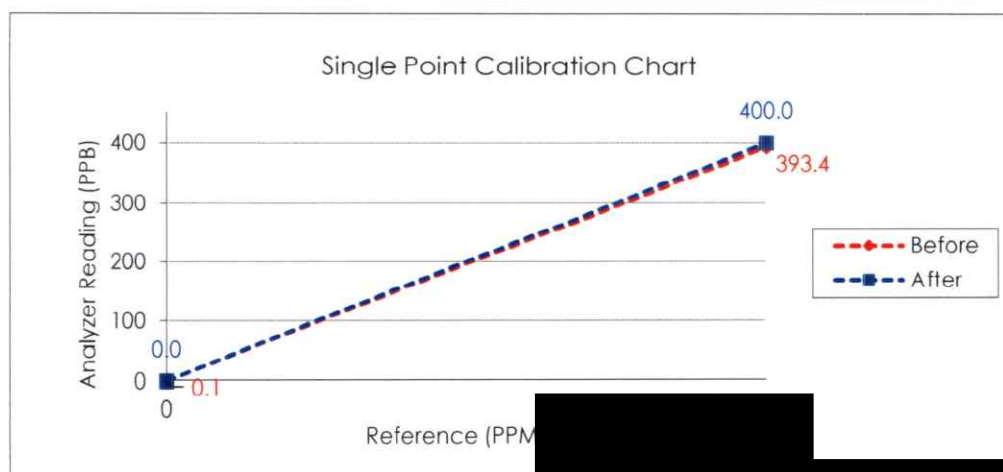
Environment : Temperature 25.5 °C Humidity: 51 %RH

Calibration Report (Before Adjust)

Status	Zero			Span		
	Reference (PPB)	Reading (PPB)	Drift (PPB)	Reference (PPB)	Reading (PPB)	Drift%
NO	0.0	0.1	0.1	400.0	393.4	-1.7
NO _x	0.0	0.0	0.0	400.0	394.7	-1.3

Calibration Report (After Adjust)

Status	Zero			Span		
	Reference (PPB)	Reading (PPB)	Drift (PPB)	Reference (PPB)	Reading (PPB)	Drift%
NO	0.0	0.1	0.1	400.0	400.0	0.0
NO _x	0.0	0.0	0.0	400.0	400.0	0.0



Calibrate By :

[Redacted Signature]

[Redacted Signature]

Analyzer Performance Test

Calibrated Date: 18 October 2023

Instruments Information

Analyzer Type : NO-NO₂-NO_x Analyzer

Manufacturer : Thermo Environmental

Model : 42C

Serial Number : 0518112467

Calibrator Unit

Dilutor Model : Dasibi Model 5008

Serial Number : 705

ZERO AIR Generator : API MODEL 701

Serial Number : 1924

Standard Gas Concentration

Nitric Oxide (NO) 55.47 PPM

Sulphur Dioxide (SO₂) 55.11 PPM

Carbon Monoxide (CO) 4,535 PPM

Cylinder number EB0129027

Expire Date: 29 Oct. 2027

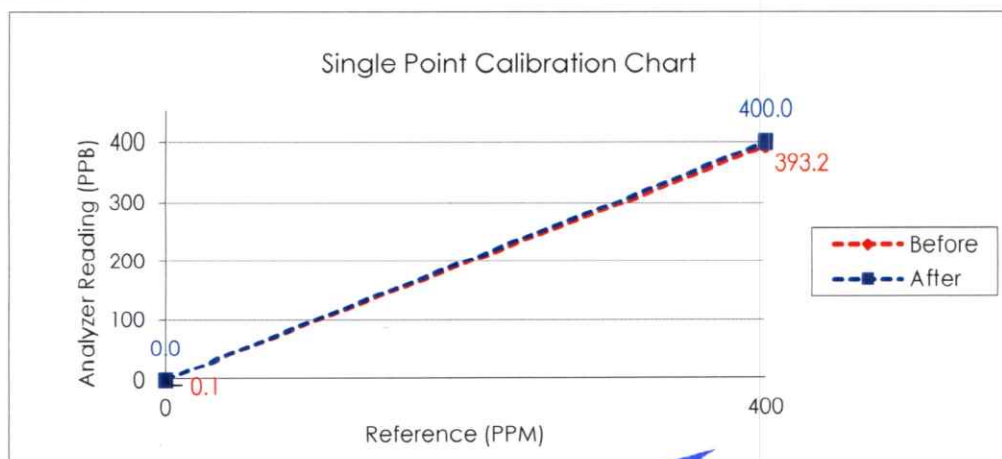
Environment : Temperature 25.5 °C Humidity: 51 %RH

Calibration Report (Before Adjust)

Status	Zero			Span		
	Reference (PPB)	Reading (PPB)	Drift (PPB)	Reference (PPB)	Reading (PPB)	Drift%
NO	0.0	0.1	0.1	400.0	393.2	-1.7
NO _x	0.0	0.0	0.0	400.0	394.7	-1.3

Calibration Report (After Adjust)

Status	Zero			Span		
	Reference (PPB)	Reading (PPB)	Drift (PPB)	Reference (PPB)	Reading (PPB)	Drift%
NO	0.0	0.1	0.1	400.0	400.0	0.0
NO _x	0.0	0.0	0.0	400.0	400.0	0.0



Analyzer Performance Test

Calibrated Date: 18 October 2023

Instruments Information

Analyzer Type : SO2 Analyzer

Model : 43C

Manufacturer : Thermo Environmental

Serial Number : 43C-57687-317

Calibrator Unit

Dilutor Model : Dasibi Model 5008

Serial Number : 705

ZERO AIR Generator : API MODEL 701

Serial Number : 1924

Standard Gas Concentration

Nitric Oxide (NO) 55.47 PPM

Sulphur Dioxide (SO2) 55.11 PPM

Carbon Monoxide (CO) 4,535 PPM

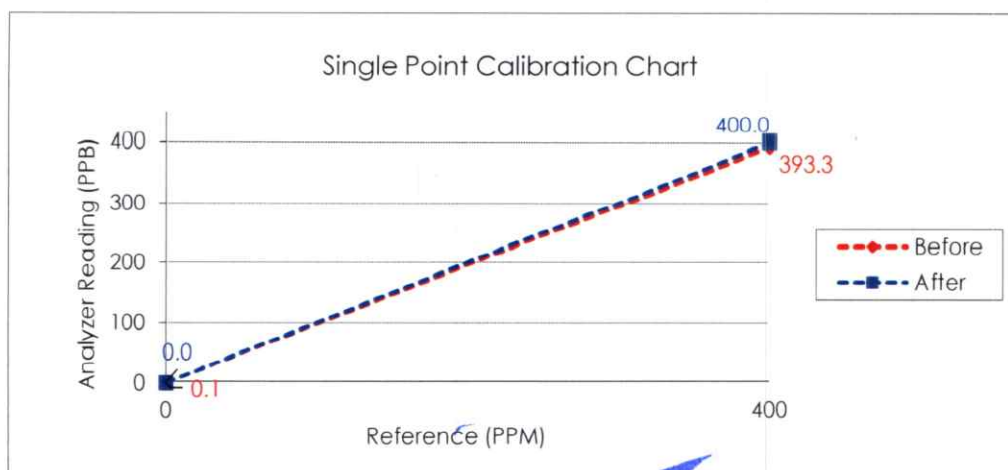
Cylinder number EB0129027

Expire Date: 29 Oct. 2027

Environment : Temperature 25.5 °C Humidity: 51 %RH

Calibration Report

Status	Zero			Span		
	Reference (PPB)	Reading (PPB)	Drift (PPB)	Reference (PPB)	Reading (PPB)	Drift%
Before	0.0	0.1	0.1	400.0	393.3	-1.7
After	0.0	0.0	0.0	400.0	400.0	0.0



Analyzer Performance Test

Calibrated Date: 18 October 2023

Instruments Information

Analyzer Type : SO2 Analyzer

Model : 43C

Manufacturer : Thermo Environmental

Serial Number : 0427408948

Calibrator Unit

Dilutor Model : Dasibi Model 5008

Serial Number : 705

ZERO AIR Generator : API MODEL 701

Serial Number : 1924

Standard Gas Concentration

Nitric Oxide (NO) 55.47 PPM

Sulphur Dioxide (SO2) 55.11 PPM

Carbon Monoxide (CO) 4,535 PPM

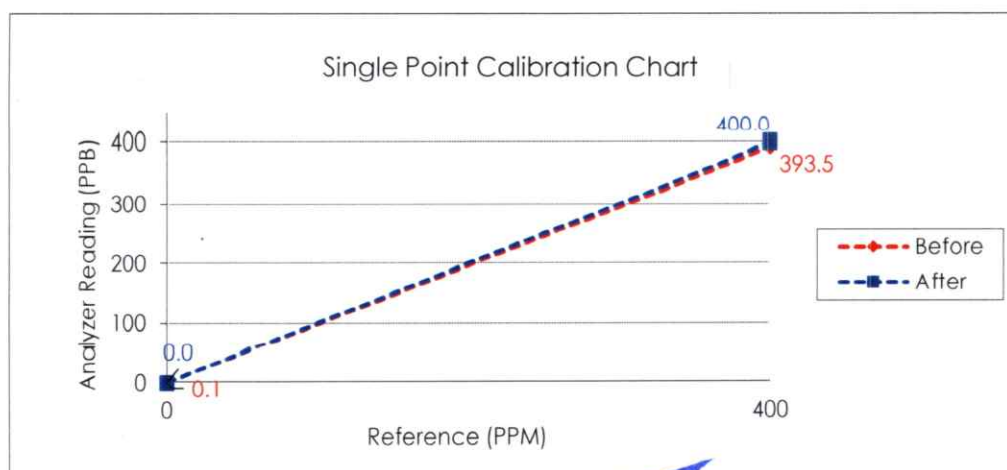
Cylinder number EB0129027

Expire Date: 29 Oct. 2027

Environment : Temperature 25.5 °C Humidity: 51 %RH

Calibration Report

Status	Zero			Span		
	Reference (PPB)	Reading (PPB)	Drift (PPB)	Reference (PPB)	Reading (PPB)	Drift%
Before	0.0	0.1	0.1	400.0	393.5	-1.6
After	0.0	0.0	0.0	400.0	400.0	0.0



Analyzer Performance Test

Calibrated Date: 2023-Nov-1

Instruments Information

Analyzer Type : CH4-NMHC-THC Analyzer

Manufacturer : HORIBA

Model : APHA-360CE

Serial Number : 423740300209

Calibrator Unit

Dilutor Model : Dasibi Model 5008

Serial Number : 705

ZERO AIR Generator : API MODEL 701

Serial Number : 1924

Standard Gas Concentration

Methane (CH₄) 181.0 PPM

Propane 180.7 PPM

Cylinder number EB0123130

Expire Date: 3 Oct. 2027

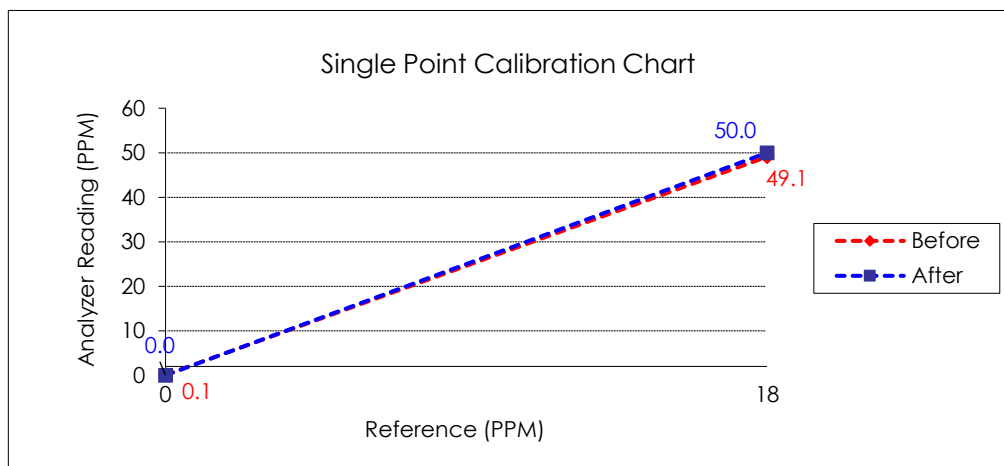
Environment : Temperature 25.5 °C Humidity: 51 %RH

Calibration Report (Before adjust)

Status	Zero			Span		
	Reference (PPM)	Reading (PPM)	Drift (PPM)	Reference (PPM)	Reading (PPM)	Drift%
Methane	0.0	0.1	0.1	50.0	49.1	-1.8
NMHC	0.0	0.1	0.1	50.0	48.9	-2.2

Calibration Report (After adjust)

Status	Zero			Span		
	Reference (PPM)	Reading (PPM)	Drift (PPM)	Reference (PPM)	Reading (PPM)	Drift%
Methane	0.0	0.0	0.0	50.0	50.0	0.0
NMHC	0.0	0.0	0.0	50.0	50.0	0.0





Certificate of Calibration

Certificate Number : SPR23070550-1

Page : 1 of 3

Customer : TNP ENVIRONMENT CO.,LTD.

332/173 Moo.3, Bang Rak Phatthana, Bang Bua Thong, Nonthaburi
11110

Equipment Name : Sound Calibrator

Manufacturer : KEPLER

Model : KSM-42C

Serial Number : 160100568

ID. Number : TNP-F-CAL01

Environmental Conditions

Ambient Temperature : $23^{\circ}\text{C} \pm 3^{\circ}\text{C}$

Received Date : 31 Jul 2023

Relative Humidity : $50\% \pm 15\%$

Calibration Date : 02 Aug 2023

Location of Calibration : In-Lab

Recommend Due Date : 02 Aug 2024

Calibration Procedure : In-House Method

Date of Issue : 03 Aug 2023

Method of Calibration


This certifies that the above instrument was calibrated in compliance with the calibration system requirement of ISO/IEC 17025:2017 in accordance with reference procedure. Standards used to perform this calibration are certified by to NIST or equivalent, National metrology institute, Natural physical constants, consensus standards. The result reported herein apply only to the calibration of the item described above as received. Our decision rule is to contact the customer if the item pass and fail calibration when the results include the uncertainties and the customer must determine if the results meets their needs.

The calibration certificate shall not be reproduced except in full, without written approval of SP Metrology System (Thailand).

Calibrated by



Approved by





Calibration Report

Certificate Number : SPR23070550-1

Page : 2 of 3

Reference Standards

Equipment Name	Model	Serial No.	Certificate No.	Due. Date
Measuring Receiver	8902A	2950A02471	EF-0001-23	12 Jan 2024
AUDIO Analyzer	8903B	3011A09975	EL05303/23	14 Feb 2024

Traceability

This certification is traceable to the International System of Unit maintained at :

NIMT - The National Institute of Metrology, Thailand.

PCAL - Professional Calibration & Services Co.,Ltd



Result of Calibration

Certificate No. : SPR23070550-1

Page : 3 of 3

Function : Sound Level

UUC Setting (\pm dB)	Standard Reading (dB)	Error (dB)	Uncertainty (\pm dB)
94	94.0	0.0	1.5
114	114.0	0.0	1.5

Note:

The result of calibration was found accurate as show on date and place of calibration only.
This Certificate is not certified for any commercial transaction.

Measurement Uncertainty

The reported uncertainty of measurement is the expanded uncertainty obtained by multiplying the standard uncertainty with the coverage factor $k = 2.00$, providing a level of confidence approximately 95%.

- End of Certificate -



Certificate of Calibration

Certificate Number : SPR23040171-4

Page : 1 of 3

Customer : TNP ENVIRONMENT CO.,LTD.

332/173 Moo.3, Bang Rak Phatthana, Bang Bua Thong, Nonthaburi
11110

Equipment Name : Sound Level Meter

Manufacturer : ACO

Model : 6236

Serial Number : 222237

ID. Number : TNP-F-S36

Environmental Conditions

Ambient Temperature : $23^{\circ}\text{C} \pm 3^{\circ}\text{C}$

Received Date : 18 Apr 2023

Relative Humidity : $50\% \pm 15\%$

Calibration Date : 19 Apr 2023

Location of Calibration : In-Lab

Recommend Due Date : 19 Apr 2024

Calibration Procedure : SP-CPE-04-01

Date of Issue : 20 Apr 2023

Method of Calibration


This certifies that the above instrument was calibrated in compliance with the calibration system requirement of ISO/IEC 17025:2017 in accordance with reference procedure. Standards used to perform this calibration are certified by to NIST or equivalent, National metrology institute, Natural physical constants, consensus standards. The result reported herein apply only to the calibration of the item described above as received. Our decision rule is to contact the customer if the item pass and fail calibration when the results include the uncertainties and the customer must determine if the results meets their needs.

All calibrations are performed within manufacture's specifications. The calibration certificate shall not be reproduced except in full, without written approval of SP Metrology System (Thailand).

Calibrated by :



Approved by :





Calibration Report

Certificate Number : SPR23040171-4

Page : 2 of 3

Reference Standards

Equipment Name	Model	Serial No.	Certificate No.	Due. Date
Sound Level Calibrator	ST-120	211203773	EEL.BP. 114/0166	17 Jan 2024

Traceability

This certification is traceable to the International System of Unit maintained at :

TISTR - Thailand Institute of Scientific and Technological Research



Result of Calibration

Certificate No. : SPR23040171-4

Page : 3 of 3

Range : 94 to 114 dB

Function : @1kHz

Select A

Unit : dB

Standard Setting	UUC Reading		Error		Uncertainty (±)
	Fast	Slow	Fast	Slow	
94	94.0	93.6	0.0	-0.4	0.15
114	113.7	114.0	-0.3	0.0	0.15

Select C

Unit : dB

Standard Setting	UUC Reading		Error		Uncertainty (±)
	Fast	Slow	Fast	Slow	
94	93.5	93.6	-0.5	-0.4	0.15
114	113.7	114.0	-0.3	0.0	0.15

Note:

The result of calibration was found accurate as show on date and place of calibration only.
This Certificate is not certified for any commercial transaction.

Measurement Uncertainty

The reported uncertainty of measurement is the expanded uncertainty obtained by multiplying the standard uncertainty with the coverage factor $k = 2.00$, providing a level of confidence approximately 95%.

- End of Certificate -



Certificate of Calibration

Certificate Number : SPR23040171-1

Page : 1 of 3

Customer : TNP ENVIRONMENT CO.,LTD.

332/173 Moo.3, Bang Rak Phatthana, Bang Bua Thong, Nonthaburi
11110

Equipment Name : Sound Level Meter

Manufacturer : ACO

Model : 6236

Serial Number : 222233

ID. Number : TNP-F-S33

Environmental Conditions

Ambient Temperature : $23^{\circ}\text{C} \pm 3^{\circ}\text{C}$

Received Date : 18 Apr 2023

Relative Humidity : $50\% \pm 15\%$

Calibration Date : 19 Apr 2023

Location of Calibration : In-Lab

Recommend Due Date : 19 Apr 2024

Calibration Procedure : SP-CPE-04-01

Date of Issue : 20 Apr 2023

Method of Calibration


This certifies that the above instrument was calibrated in compliance with the calibration system requirement of ISO/IEC 17025:2017 in accordance with reference procedure. Standards used to perform this calibration are certified by to NIST or equivalent, National metrology institute, Natural physical constants, consensus standards. The result reported herein apply only to the calibration of the item described above as received. Our decision rule is to contact the customer if the item pass and fail calibration when the results include the uncertainties and the customer must determine if the results meets their needs.

All calibrations are performed within manufacture's specifications. The calibration certificate shall not be reproduced except in full, without written approval of SP Metrology System (Thailand)

Calibrated by :



Approved by





Calibration Report

Certificate Number : SPR23040171-1

Page : 2 of 3

Reference Standards

Equipment Name	Model	Serial No.	Certificate No.	Due. Date
Sound Level Calibrator	ST-120	211203773	EEL.BP. 114/0166	17 Jan 2024

Traceability

This certification is traceable to the International System of Unit maintained at :

TISTR - Thailand Institute of Scientific and Technological Research



Result of Calibration

Certificate No. : SPR23040171-1

Page : 3 of 3

Range : 94 to 114 dB

Function : @1kHz

Select A

Unit : dB

Standard Setting	UUC Reading		Error		Uncertainty (±)
	Fast	Slow	Fast	Slow	
94	94.0	93.4	0.0	-0.6	0.15
114	113.5	113.6	-0.5	-0.4	0.15

Select C

Unit : dB

Standard Setting	UUC Reading		Error		Uncertainty (±)
	Fast	Slow	Fast	Slow	
94	94.0	93.5	0.0	-0.5	0.15
114	113.6	113.7	-0.4	-0.3	0.15

Note:

The result of calibration was found accurate as show on date and place of calibration only.
This Certificate is not certified for any commercial transaction.

Measurement Uncertainty

The reported uncertainty of measurement is the expanded uncertainty obtained by multiplying the standard uncertainty with the coverage factor $k = 2.00$, providing a level of confidence approximately 95%.

- End of Certificate -



Certificate of Calibration

Certificate Number : SPR23010301-3

Page : 1 of 3

Customer : TNP ENVIRONMENT CO.,LTD.

332/173 Moo.3, Bang Rak Phatthana, Bang Bua Thong, Nonthaburi
11110

Equipment Name : Vibration Meter

Manufacturer : Instantel

Model : 721A2601/721A3301

Serial Number : UM16053/UM14102

ID. Number : TNP-F-V04

Environmental Conditions

Ambient Temperature : $23^{\circ}\text{C} \pm 3^{\circ}\text{C}$

Received Date : 23 Jan 2023

Relative Humidity : $50\% \pm 15\%$

Calibration Date : 03 Feb 2023

Location of Calibration : In-Lab

Recommend Due Date : 03 Feb 2024

Calibration Procedure : In-House Method

Date of Issue : 04 Feb 2023

Method of Calibration


This certifies that the above instrument was calibrated in compliance with the calibration system requirement of ISO/IEC 17025:2017 in accordance with reference procedure. Standards used to perform this calibration are certified by to NIST or equivalent, National metrology institute, Natural physical constants, consensus standards. The result reported herein apply only to the calibration of the item described above as received. Our decision rule is to contact the customer if the item pass and fail calibration when the results include the uncertainties and the customer must determine if the results meets their needs.

All calibrations are performed within manufacture's specifications. The calibration certificate shall not be reproduced except in full, without written approval of SP Metrology System (Thailand).

Calibrated by :



Approved by :





Calibration Report

Certificate Number : SPR23010301-3

Page : 2 of 3

Reference Standards

Equipment Name	Model	Serial No.	Certificate No.	Due. Date
Vibration Calibrator	VC-02	2007014	AV-0050-20	10 Dec 2023

Traceability

This certification is traceable to the International System of Unit maintained at :
NIMT - The National Institute of Metrology, Thailand.



Page : 3 of 3

Velocity Performance Test

Unit : mm/s_{pk}

Frequency (Hz)	STD Reading	UUC. Reading	Error	Uncertainty (\pm)
80.0	1.002	1.023	0.021	0.012
80.0	2.004	2.034	0.030	0.023
80.0	3.001	3.041	0.040	0.035
80.0	4.005	4.056	0.051	0.046
80.0	5.003	5.088	0.085	0.058
80.0	6.007	6.112	0.105	0.069
80.0	7.005	7.231	0.226	0.081
80.0	8.003	8.341	0.338	0.092
80.0	9.002	9.458	0.456	0.10
80.0	10.008	10.581	0.573	0.12

The result of calibration was found accurate as show on date and place of calibration only.
This Certificate is not certified for any commercial transaction.

The reported uncertainty of measurement is the expanded uncertainty obtained by multiplying the standard uncertainty with the coverage factor $k = 2$, providing a level of confidence approximately 95%

- End of Certificate -



Certificate of Calibration

Certificate Number : SPR23010301-4

Page : 1 of 3

Customer : TNP ENVIRONMENT CO.,LTD.

332/173 Moo.3, Bang Rak Phatthana, Bang Bua Thong, Nonthaburi
11110

Equipment Name : Vibration Meter

Manufacturer : Instantel

Model : 721A2601/721A3301

Serial Number : UM19129

ID. Number : TNP-F-V06

Environmental Conditions

Ambient Temperature : $23^{\circ}\text{C} \pm 3^{\circ}\text{C}$

Received Date : 23 Jan 2023

Relative Humidity : $50\% \pm 15\%$

Calibration Date : 03 Feb 2023

Location of Calibration : In-Lab

Recommend Due Date : 03 Feb 2024

Calibration Procedure : In-House Method

Date of Issue : 04 Feb 2023

Method of Calibration


This certifies that the above instrument was calibrated in compliance with the calibration system requirement of ISO/IEC 17025:2017 in accordance with reference procedure. Standards used to perform this calibration are certified by to NIST or equivalent, National metrology institute, Natural physical constants, consensus standards. The result reported herein apply only to the calibration of the item described above as received. Our decision rule is to contact the customer if the item pass and fail calibration when the results include the uncertainties and the customer must determine if the results meets their needs.

All calibrations are performed within manufacture's specifications. The calibration certificate shall not be reproduced except in full, without written approval of SP Metrology System (Thailand).

Calibrated by :



Approved by





Calibration Report

Certificate Number : SPR23010301-4

Page : 2 of 3

Reference Standards

Equipment Name	Model	Serial No.	Certificate No.	Due. Date
Vibration Calibrator	VC-02	2007014	AV-0050-20	10 Dec 2023

Traceability

This certification is traceable to the International System of Unit maintained at :
NIMT - The National Institute of Metrology, Thailand.



Result of Calibration

Certificate No. : SPR23010301-4

Page : 3 of 3

Results of Calibration : (★) Without () After Adjustment

Velocity Performance Test

Unit : mm/s_{pk}

Frequency (Hz)	STD Reading	UUC. Reading	Error	Uncertainty (±)
80.0	1.004	1.014	0.010	0.012
80.0	2.006	2.027	0.021	0.023
80.0	3.003	3.032	0.029	0.035
80.0	4.002	4.039	0.037	0.046
80.0	5.005	5.042	0.037	0.058
80.0	6.004	6.061	0.057	0.069
80.0	7.003	7.082	0.079	0.081
80.0	8.004	8.116	0.112	0.092
80.0	9.001	9.158	0.157	0.10
80.0	10.005	10.254	0.249	0.12

Note:

The result of calibration was found accurate as show on date and place of calibration only.
This Certificate is not certified for any commercial transaction.

Measurement Uncertainty

The reported uncertainty of measurement is the expanded uncertainty obtained by multiplying the standard uncertainty with the coverage factor $k = 2$, providing a level of confidence approximately 95%

– End of Certificate –



CLC
Accredited
ISO/IEC 17025

CALIBRATION LABORATORY Co., LTD.

2/10-11,14,55 Soi Prasert Manukit 29 Yaek 4, Prasert Manukit Rd., Ladphrao, Bangkok 10230
Tel. 02-578-0353-4 Fax: 02-578-2672 www.cal-laboratory.com E-mail:sale@cal-laboratory.com



CERTIFICATE OF CALIBRATION

FOR

NOMENCLATURE : pH METER
MANUFACTURER : SMART SENSOR
MODEL / TYPE : AS218
SERIAL NO. : 6766085/TIZZ9744
CLID. NO. : 272302598
JOB CONTROL NO. : 230911100491


CUSTOMER : TNP ENVIRONMENT CO., LTD.
332/173 MOO 3 TAMBON BANG RAK PHATTANA,
AMPHOE BANG BUA THONG, NONTABURI 11110

DATE OF RECEIVED : 11 September 2023


DATE OF ISSUED : 14 September 2023

Report of calibration screening must not be taken in part. Except complete. Without the approval of the Calibration Laboratory Co., Ltd.

Calibrated By :



Approved By :



This Calibration Certificate documents the traceability to national standards, which realize the units of measurement according to the International System of Units (SI)

Certificate No. Q23100491

F3-011-04/01-12

page 1 of 3



@clccalibration



CLC
Accredited
ISO/IEC 17025

CALIBRATION LABORATORY Co., LTD.

2/10-11,14,55 Soi Prasert Manukit 29 Yaek 4, Prasert Manukit Rd., Ladphrao, Bangkok 10230
Tel. 02-578-0353-4 Fax: 02-578-2672 www.cal-laboratory.com E-mail:sale@cal-laboratory.com



REPORT OF CALIBRATION

FOR

NOMENCLATURE : pH METER
MANUFACTURER : SMART SENSOR
MODEL / TYPE : AS218
SERIAL NO. : 6766085/TIZZ9744
DATE OF CALIBRATION : 12 September 2023

ENVIRONMENT CONDITIONS :

Temperature : $(25 \pm 2.5) ^\circ\text{C}$

Relative Humidity : $(50 \pm 15) \% \text{ RH}$

PROCEDURE USED :

This instrument was calibrated under procedure No. **CLC-CPCH-01**. The calibration was performed by direct measurement with Certified Reference Material (CRM).

REFERENCE STANDARD USED :

1. pH Standard Solution, NIMT TRM CODE TRM-S-2003, TRM CODE TRM-S-2007.
2. pH Standard Solution, Control Company Catalog Number 06664263,11784256, Lot Number CC752722.

TRACEABILITY :

1. The measurements are traceable to International System of Units (SI) , through National Institute of Metrology (Thailand).
Lot Number. 040822 , 230822. Due Date 26 April 2024.
2. The measurements are traceable to International System of Units (SI) , through Control Company.
Certificate No. 4288-13355261 , Due Date 06 May 2024.

UNCERTAINTY :

The reported expanded uncertainty of measurement is stated as the standard uncertainty of measurement multiplied by the coverage factor complies with the table which for a normal distribution corresponds to a coverage probability of approximately 95 %.

It has been evaluated according to the "Evaluation of the Uncertainty of Measurement in Calibration (EA-4/02 M:2022)"

Certificate No. Q23100491

F3-011-04/01-12

page 2 of 3



@clccalibration

CONDITION OF CALIBRATION ITEM : GOOD

MEASUREMENT RESULTS : (X) without adjustment () adjustment

The table in the following gives the calibration results and associated measurement uncertainties of pH meter.

CALIBRATION DATA

pH METER RESULT @ 25 °C

Standard pH Buffer Solution (pH)	pH Meter Reading (pH)	pH Meter Reading (mV)	Correction (pH)	Uncertainty of pH Measurement (\pm pH)	k Factor
4.003	4.02	-	-0.017	0.013	2,15
7.000	7.02	-	-0.020	0.015	2,06
10.003	10.02	-	-0.017	0.016	2,05

Technical Note. Setting function CAL 3 point (4,6.86,9.18).

The Scope of Accredited ANAB Certificate No. ACDM-2814 Version 008 Page 2,3 of 54

This report is valid for the above stated instrument/s only.

End of Certificate

Certificate No. Q23100491

F3-011-04/01-12

page 3 of 3



@clccalibration



CERTIFICATE OF CALIBRATION
CENTER ON INDUSTRIAL INSTRUMENT CALIBRATION



Classroom Building 4, 2nd Floor
King Mongkut's University of Technology Thonburi
126 Pracha-u-thit Road, Bangmod, Thungkru, Bangkok 10140
Tel : 0 2872 5281-2, 0 2470 8311-2 Fax : 0 2872 5283
E-mail : cic.cal@kmutt.ac.th www.cic.kmutt.ac.th



Page 1 of 2

Certificate No. CM230219


Date of Issue

24 March 2023

Customer : TNP ENVIRONMENT CO.,LTD.
Address : 332/173 Moo 3, Bang Rak Phatthana,
Bang Bua Thong, Nonthaburi 11110
Instrument No. : IM230219
Instrument Name : Weight
Manufacturer : LS
Model : Class F1
Serial No. : S1K30-23

Issue by Mass Laboratory

Approved Signatory





Certificate No. CM230219

Page 2 of 2

INSTRUMENT DESCRIPTION:

Instrument Name: Weight Manufacturer: LS
Model: Class F1 Serial No.: S1K30-23
Environment: Temperature: $(20 \pm 2)^\circ \text{C}$
Relative humidity: $(44 \pm 10)\% \text{ RH}$
Air pressure: 100.9 kPa
Received Date: 23 March 2023
Condition As-Received: New Item
Calibrated Date: 24 March 2023
Calibration Reference: W0908 : in-house method based on OIML R111-1:2004(E)

MEASUREMENTS:

Determination of conventional mass value was done by direct comparison with the standard weight class E2 on a Mass Comparator according to the in-house method based on OIML R 111-1: 2004(E) at ambient conditions.

All reference standards are traceable to recognized National standards which realize the unit of measurement according to the International System of Units (SI).

TRACEABILITY OF CERTIFICATE:

National Institute of Metrology Thailand (NIMT) through

1. NIMT Certificate Number MM-0194-18 for Standard Weight Serial No. 90332845

REFERENCE STANDARDS:


1. Standard Weight Model YCS 01- 652 - 02 Serial No. 90332845 Due. Date 29 October 2024

MEASUREMENT RESULTS:

Nominal Value	Marking	Conventional Mass Value	Measurement Uncertainty	Maximum permissible error
1 kg	None	1 kg + 1.4 mg	$\pm 1.6 \text{ mg}$	$\pm 5.0 \text{ mg}$

End of Certificate

Approved Signatory





Certificate of Calibration

Certificate Number : SPR23100181-1

Page : 1 of 3

Customer : TNP ENVIRONMENT CO.,LTD.

332/173 Moo.3, Bang Rak Phatthana, Bang Bua Thong, Nonthaburi
11110

Equipment Name : Digital Thermometer

Manufacturer : Extech

Model : 39240

Serial Number : 0721B

ID. Number : TNP.LAB.34-2564

Environmental Conditions

Ambient Temperature : $23^{\circ}\text{C} \pm 2^{\circ}\text{C}$

Received Date : 12 Oct 2023

Relative Humidity : $50\% \pm 15\%$

Calibration Date : 13 Oct 2023

Location of Calibration : In-Lab

Recommend Due Date : 13 Oct 2024

Calibration Procedure : SP-CPT-04-06

Date of Issue : 14 Oct 2023

Method of Calibration


This certifies that the above instrument was calibrated in compliance with the calibration system requirement of ISO/IEC 17025:2017 in accordance with reference procedure. Standards used to perform this calibration are certified by to NIST or equivalent, National metrology institute, Natural physical constants, consensus standards. The result reported herein apply only to the calibration of the item described above as received. Our decision rule is to contact the customer if the item pass and fail calibration when the results include the uncertainties and the customer must determine if the results meets their needs.

The calibration certificate shall not be reproduced except in full, without written approval of SP Metrology System (Thailand).

Calibrated by :



Approved by :





Calibration Report

Certificate Number : SPR23100181-1

Page : 2 of 3

Reference Standards

Equipment Name	Model	Serial No.	Certificate No.	Due. Date
Super Thermometer with PRT	1575/3850-40-392	58087/100288	PSL-T 0400/66	15 Feb 2024

Traceability

This certification is traceable to the International System of Unit maintained at :

TISTR - Thailand Institute of Scientific and Technological Research



Result of Calibration

Certificate No. : SPR23100181-1

Page : 3 of 3

Unit : °C

Setting Value	Standard Reading	UUC Reading	Error	Uncertainty (±)
0.0	0.006	0.2	0.194	0.070
20.0	20.007	20.0	-0.007	0.070
30.0	30.011	30.0	-0.011	0.070
50.0	50.013	49.9	-0.113	0.070

Note:

The result of calibration was found accurate as show on date and place of calibration only.
This Certificate is not certified for any commercial transaction.

Measurement Uncertainty

The reported uncertainty of measurement is the expanded uncertainty obtained by multiplying the standard uncertainty with the coverage factor $k = 2.00$, providing a level of confidence approximately 95%.

- End of Certificate -



TECHNOLOGY PROMOTION ASSOCIATION (THAILAND-JAPAN)
CORPORATE SERVICES 3 : EQUIPMENT CALIBRATION AND TESTING SERVICES

534/4 PATTANAKARN ROAD SOI 18, SUANLUANG, SUANLUANG BANGKOK 10250

TEL. 0-2717-3000 FAX. 0-2719-9484

Cert.No.: 23TW19

Page.: 1 of 2

Certificate of Testing

Equipment :	DO Meter
Manufacturer :	Horiba
Model :	LAQUA-DO210
Serial No. :	HE0G0013
ID No. :	-
Received Date :	20 January 2023
Test Date :	23 January 2023
Reference :	2301-0699WN-1
Submitted by :	TNP ENVIRONMENT CO.,LTD 332/173 Moo 3, Bang Rak Phatthana, Bang Bua Thong, Nonthaburi 11110
Laboratory Condition :	Temperature (25 ± 5) °C Humidity (50 ± 20) %
Test Procedure :	In - house method : CP-CH9 by Comparison Technique with Azide Modification Method
Tested by :	Walalak Sirithean

Approved by :

Issue Date :

24 January 2023



Cert.No.: 23TW19

Page.: 2 of 2

Condition of this result of calibration

1. Reference Standard Instruments :

This certification is traceable to the International System of Unit through the reference standards laboratory of Industrial Calibration Center, Technology Promotion Association (Thailand-Japan).

<u>Instruments</u>	<u>Serial No.</u>	<u>ID No.</u>	<u>Certificate No.</u>	<u>Due Date</u>
1) Burette	-	130BU10	21CG1389	25 Mar 2023
2) Balance	1126143764	140RC004	22MM50	20 Sep 2023

2. Standard Material :-

<u>Material</u>	<u>Manufacturer</u>	<u>Lot.No.</u>	<u>Assay</u>
Sodium Thiosulfate pentahydrate	Merck	AM1763316	100.2%

Result : Dissolved Oxygen Meter Adjustment With Air 100 %

Dissolved Oxygen Probe No.: 9K0E0106

Titration Method (Azide Modification Method) (mg/L)	DO Meter Reading (mg/L)	Standard Deviation (mg/L)
8.14	8.15	0.000

This report was certified only for the instrument we tested. It is allowable to use for study the system efficiency, The environmental impact control and present to organization it may concerned. Intend to use for advertising and referral purpose is prohibited. This report may not be reproduced other in full, without written approval of the laboratory

-o0o-

Maku.

a 1144750

Certificate No. T/O 660071

Date of issue : 14-Mar-2023

Equipment Description : Incubator
Equipment Model : SMART i250-DS
Equipment Serial No. : 0410-0121-0003
I.D. No. or Control No. : -
Manufacturer : Entech Industrial Solution Co.,Ltd.
Customer Name : TNP ENVIRONMENT CO.,LTD.
Customer Address : 332/173 Moo 3 Tambon Bang Rak Phatthana, Amphoe Bang Bua Thong,
 Nonthaburi 11110
Total pages of certificate : 2 pages
Instrument Receiving Date : 3-Mar-2023
Receiving No. : O-230081
Environmental Conditions : All of the measurement were carried out in the working area
 Temperature : (25 ± 15) °C
 Humidity : (55 ± 30) % RH
 Voltage : (220 ± 22) VAC
Calibration Place : 332/173 Moo 3 Tambon Bang Rak Phatthana, Amphoe Bang Bua Thong,
 Nonthaburi 11110

Calibration Procedure No. : This instrument was calibrated by comparison of reference radiation source standard
 according to calibration work instration no WI-CL-18-C

*The calibration certificate expended uncertainty of measurement is stated as the standard uncertainty of measurement
 multiplied by the coverage factor k, which for a normal distribution corresponds to a coverage probability of approximately 95%*

The standard uncertainty of measurement has been determined in accordance with M 3003



The expression uncertainty and confidence in measurement.

This certificate is applied only to item under test environmental condition.

*This calibration certificate may not be reproduced other than in full except with the permission of the issuing laboratory.
 Calibration certificates without signature and seal are not valid and The results relate only to the items tested/calibrated.*

*This calibration certificate documents are traceability to national standards, which realize the unit of measurement
 according to the International system of units (SI).*

Date of Calibration : 3-Mar-2023



Certificate No. : T/O 660071

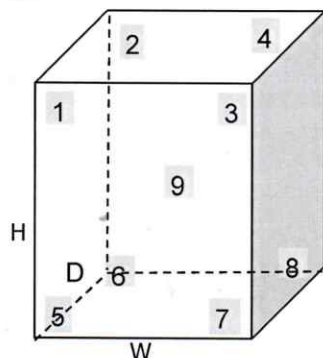
The Reference Standard Instrument :-

Instrument	Model	Serial No.	Cert No.	Due date
1) Data logger with RTD Probe	Agilent 34972A	MY49017365	PSL-T 0524-2/65	4-Apr-2023

Measured room conditions

Temperature :	Minimum: 21.3 °C	Maximum: 22.8 °C
Humidity :	Minimum: 49.3 %RH	Maximum: 54.7 %RH
Voltage :	Minimum: 220.1 VAC	Maximum: 223.4 VAC
Fresh Air Setting:	off	

Sensor Position :



Working Space of chamber :

(Inside Dimensions) W x D x H : 500 mm x 480 mm x 1100 mm

Sensor Installation Details :

- Sensor Number 1 to 8 installed approximately 50 mm From each wall.
- Sensor Number 9 installed approximately geometric of the chamber.

Results : The measurement results of the calibration were reported in the table below.

(*) Without adjustment

() After adjustment

UUC* Setting	UUC* Reading	Temperature Reading of Standard Sensor								
(°C)	(°C)	Sensor Position								
		1	2	3	4	5	6	7	8	9
20.0	20.0	20.34	20.30	20.14	20.18	20.15	20.02	19.93	19.94	20.02

UUC* Setting	UUC* Reading	Temperature Uniformity	Temperature Stability	Overall Variation	Uncertainty of Measurement	Coverage Factor
(°C)	(°C)	(°C)	(± °C)	(°C)	(± °C)	K
20.0	20.0	0.50	0.40	1.00	0.61	2

UUC* = Unit Under Calibration

Remark :-

- Temperature reading of Standard Sensors shown in the table were taken from the average of Standard reading at each position.
- Temperature Uniformity was calculated from the difference between the maximum and minimum of actual temperature reading from all reference sensors at the same time.
- Temperature Stability was calculated from the maximum stability of nine positions, and formula of Stability is $[(\text{Maximum Temperature Value} - \text{Minimum Temperature Value}) / 2]$
- Overall Variation was calculated from the difference between the maximum and minimum measured temperature throughout observation time.

End of Report

Calibration Certificate

Cert. No. : CT-23-01-23295

Page : 1 of 4

Issued date : 24 January 2023

Equipment : Water Bath , Manufacturer : MLAB , Model : WBN30
S/N = 0347 , Customer ID = -

Client : TNP ENVIRONMENT CO.,LTD.
332/173 Moo 3 Bang Rak Phatthana, Bang Bua Thong, Nonthaburi 11110

Received Date : 20 January 2023

Ref. Job No. : SO6601-00020

Calibrated by : [REDACTED]

Cert. prepare by : [REDACTED]

Calibrated Date : 20 January 2023

Approved by : [REDACTED]

Calibration Place : ห้องปฏิบัติการ2

Environment Condition : Temperature 28.5 ± 2.7 (°c) , Humidity 57.5 ± 14.5 (%RH)

Calibration Method : In-house method based on ASTM E715-80 (Reapproved 2006) , (MTEC WI No. # WICAL-02-003-R01)

Reference Standard Instrument :

No	Instrument	code	Model	Due date
1	Temperature Data Logger	MTEC-CE-0175	MLAB	10/2023
2	Thermo Hygrometer	MTEC-CE-0183	TP-50	06/2023

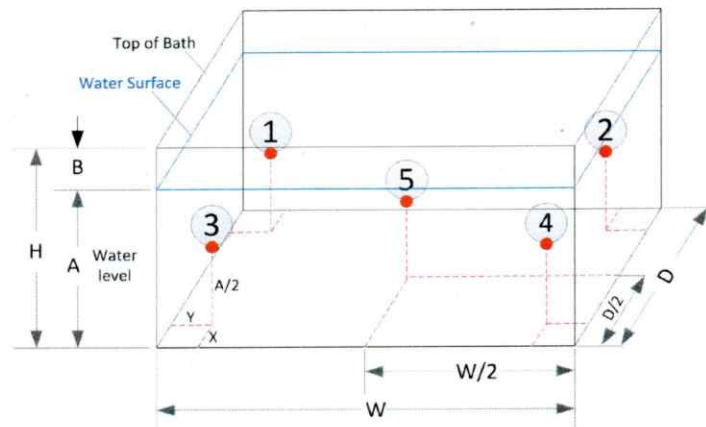
Condition of certificate :

(1) This certificate is traceable to International System of units (SI Units). , (2) This certificate was certified only for the instrument we calibrated. , (3) This result of calibration was found accurate as show on date and place of calibration only. , (4) The reported uncertainty of measurement was based on a standard uncertainty multiplied by a coverage factor $k =$ (see result table) , providing a level of confidence of approximately 95%. , (5) This certificate may not be reproduced other than in full, except with the prior written approval of the head of Calibration Division, Metrology Technical Co.,Ltd.

Calibration Result :

Condition of UUC :

- 1) Adjust Condition : Without Adjustment
- 2) Lid Cover : Flat Sheet (Plastic , from
- 3) Circulation : without circulation
- 4) X , Y = 5 cm. , B ~ 3 cm.



Pic 1 : Position of each sensor No.

(1) The quoted uncertainty include with " Stability".

(2) Stability = One-half of the greatest maximum difference of measured temperatures at any one sensors , for at least half an hour after reaching sted state.

(3) Uniformity = The maximum difference of measured temperatures at two any sensor which are observed at the same time.

(4) Overall variation = The difference of the maximum and the minimum measured temperature throughout observation time.

Section 1 : Report of Temperature distribution

Unit : (°C)

Calibration Point	UUC Setting (*)	UUC Reading (*)	Measured Temperature @ Sensor No.					Uncertainty (±)	k (**)
			#1	#2	#3	#4	#5		
85	85	85.0	85.30	85.30	84.83	84.76	85.51	0.627	2

(*) = The average of 30 values in each point , (**) = Coverage factor (k) value

Section 2 : Report of Chamber Performance

Unit : (°C)

Calibration Point	UUC Setting (*)	UUC Reading (*)	Temperature Uniformity	Temperature Stability (± °C)	Temperature Overall Variation
85	85	85.0	1.34	0.45	1.64

(*) = The average of 30 values in each point

Approved Signatory

Certificate No. : CT-23-01-23295

Page : 3 of 4

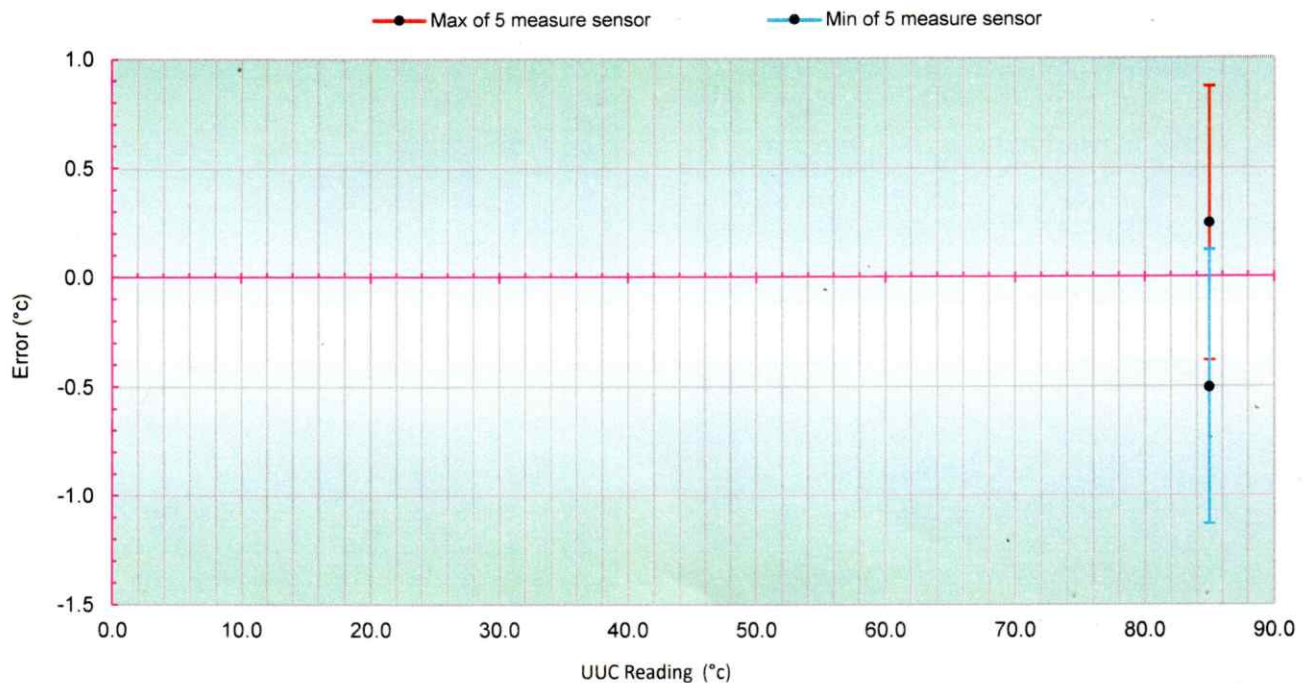
Section 3 : Possible of temperature in chamber. Show minimum and maximum of the average values and include with uncertainty of measurement. , The average values is average of each position standard sensor throughout observation time.

Unit : (°C)

Calibration Point	UUC Setting (*)	UUC Reading (*)	Possible of Minimum temperature in chamber	Possible Maximum temperature in chamber
85	85	85.0	84.13	86.13

(*) = The average of 30 values in each point

Section 4 : Trend of accuracy



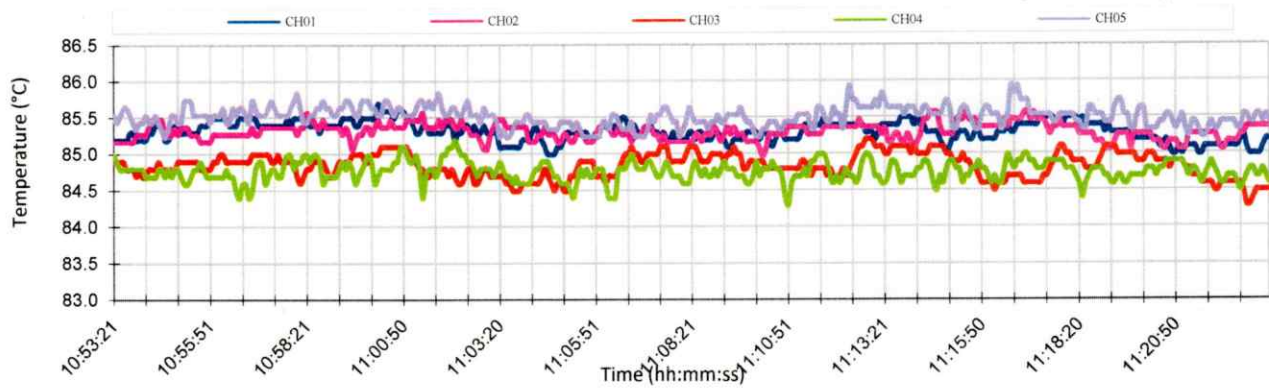
Approved Signatory :

Certificate No. : CT-23-01-23295

Page : 4 of 4

Section 5 : Graph report for Temperature distribution , not include uncertainty of measurement

(5.1) Temperature Distribution at UUC Reading 85.0 °C



Approved Signatory : _____



TECHNOLOGY PROMOTION ASSOCIATION (THAILAND-JAPAN)
CORPORATE SERVICES 3: EQUIPMENT CALIBRATION AND TESTING SERVICES
534/4 PATTANAKARN ROAD SOI 18, SUANLUANG, SUANLUANG, BANGKOK 10250
TEL. 0-2717-3000-24 FAX. 0-2719-9484



Certificate of Calibration

Certificate No. : 23T238

Page : 1 of 2

Equipment : Liquid-in Glass Thermometer

Manufacturer: SK

Model : -

Serial No.: -

ID No.: TNP.LAB.12

Condition As-Received: Used Item

Received Date: 27 January 2023

Calibration Date: 07 February 2023
to 10 February 2023

Reference: 2301-0937WN

Submitted by: TNP ENVIRONMENT CO.,LTD

Ambient Temperature: (25 ± 3) °C

Relative Humidity: (50 ± 20) %

This certificate may not be reproduced other than in full,
except with the prior written approval of the head of
Corporate Services 3: Equipment Calibration and Testing Services.

332/173 Moo 3, Bang Rak Phatthana, Bang Bua Thong,
Nonthaburi 11110

Procedure used: Calibration were conducted using in-house calibration procedure CP-T02 according to comparison with Industrial Platinum Resistance Thermometer (IPRT) into liquid bath temperature controller.
The temperature scale used was based on ITS-90.

Condition of this result of calibration

1.Reference standards instruments :

<u>Instrument</u>	<u>Model</u>	<u>Serial No.</u>	<u>Certificate No.</u>	<u>Due Date</u>
1) Digital Thermometer	1529	A7A609	22I1274	17 Oct 2023
2) Industrial Platinum Resistance Thermometer	5627-12	571975	22I1274	17 Oct 2023

2.The UUC* was immersed into liquid bath temperature controller and the top about 12 mm of the liquid column above the bath medium in every calibration points.

3.The certificate is valid only to the item calibrated on date and place of calibration.

4.This Certification is traceable to the International System of Unit maintained at:-

-National Institute of Metrology Thailand (NIMT)

Calibrated by :

Issue Date :

Approved Signatory :

B 0307331



Cert. No.: 23T238

Page.: 2 of 2

Result of Calibration:-

Without Adjustment

Function:

Temperature measurement.

Type:

Total Immersion

Scale Division:

1 °C

Reference point (0 °C) Error = -0.9681 °C, with Uncertainty of Measurement of ± 0.16 °C

<u>UUC*</u> <u>Reading</u> (°C)	<u>Standard</u> <u>Temperature</u> (°C)	<u>Error</u> (°C)	<u>Uncertainty</u> <u>of Measurement</u> (\pm °C)
20	21.4342	-1.4342	0.16
30	31.5544	-1.5544	0.16
40	41.1382	-1.1382	0.16

Note: UUC* : Unit Under Calibration

The UUC* readings were made under magnification and resolved to one tenth of one scale division.

The reported uncertainty of measurement was based on standard uncertainty multiplied by a coverage factor $k = 2$, providing a level of confidence of approximately 95%.

-o0o-



TECHNOLOGY PROMOTION ASSOCIATION (THAILAND-JAPAN)
CORPORATE SERVICES 3: EQUIPMENT CALIBRATION AND TESTING SERVICES
534/4 PATTANAKARN ROAD SOI 18, SUANLUANG, SUANLUANG BANGKOK 10250
TEL. 0-2717-3000-29 FAX. 0-2719-9484



Cert.No.: 23CH126

Page.: 1 of 2

Certificate of Calibration

Equipment : pH Meter
Manufacturer : Adwa
Model : AD 12
Serial No. : 1328
ID No. : TNP.LAB.13
Condition As-Received: Used Item
Received Date : 27 January 2023
Calibration Date : 30 January 2023
Reference : 2301-0937WN-2
Submitted by : TNP ENVIRONMENT CO.,LTD
332/173 Moo 3, Bang Rak Phatthana,
Bang Bua Thong, Nonthaburi 11110
Ambient Temperature : (25 ± 2.5) °C
Relative Humidity : (50 ± 15) %
Calibration Procedure : In - house method :
- CP-CH5 by direct measurement with standard
voltage calibrator and direct measurement
with certified reference material (CRM)

Calibrated by :

Approved by :

Issue Date :

31 January 2023

The Uncertainties are for a confidence probability of approximately 95%

This certificate may not be reproduced other than in full, except with the prior written
Approval of the head of Corporate Services 3 : Equipment Calibration and Testing Services.

A 0050390



Cert.No.: 23CH126

Page.: 2 of 2

Condition of this calibration result

1. Certified Reference Materials : The measurement results are traceable to SI through CPA chem Ltd.,
ANSI-ASQ National Accreditation Board, Accredited No. AR-1835

<u>Buffer Solution</u>	<u>Manufacturer</u>	<u>Lot No.</u>	<u>Exp. date</u>
pH 4.008	CPA chem	826588	09 July 2024
pH 6.987	CPA chem	826589	09 July 2023
pH 10.008	CPA chem	826590	09 July 2023

2. This certificate is valid only to the item calibrated on date and place of calibration.

Calibration Results

Function : pH Measurement

Performing two buffers standard curve by using buffer nominal pH (4,7)

<u>Unit Under Calibration</u>	<u>Standard pH Buffer Solution</u>	<u>Actual pH Reading</u>	<u>Actual mV Reading (mV)</u>	<u>Uncertainty of pH Measurement (\pm)</u>	<u>Coverage factor k</u>
pH Electrode S/N.: 1328	4.008	4.01	N/A	0.0085	2.05
	6.987	6.99	N/A	0.011	2.00
	10.008	10.02	N/A	0.0095	2.00

Remark - pH meter does not have voltage mode.
- Can not connect the BNC because the plug does not match with the socket.
- N/A = Not Available

The reported uncertainty of measurement was based on a standard uncertainty multiplied by a coverage factor k , providing a level of confidence of approximately 95 %

-o0o-



TECHNOLOGY PROMOTION ASSOCIATION (THAILAND-JAPAN)
CORPORATE SERVICES 3: EQUIPMENT CALIBRATION AND TESTING SERVICES
534/4 PATTANAKARN ROAD SOI 18, SUANLUANG, SUANLUANG, BANGKOK 10250
TEL. 0-2717-3000-24 FAX. 0-2719-9484



Certificate of Calibration

Certificate No. : 23H486

Page : 1 of 2

Equipment : Digital Thermo-Hygrometer

Manufacturer: EXTECH

Model : 448515

Serial No.: PONPE5899554

ID No.: TNP.LAB.21

Condition As-Received: Used Item

Received Date: 02 March 2023

Calibration Date: 07 March 2023

Reference: 2303-0104WN

Submitted by: TNP ENVIRONMENT CO.,LTD.

Ambient Temperature: (25 ± 3) °C

Relative Humidity: (50 ± 20) %

This certificate may not be reproduced other than in full,
except with the prior written approval of the head of
Corporate Services 3: Equipment Calibration and Testing Services.

332/173 Moo 3, Bang Rak Phatthana, Bang Bua Thong,
Nonthaburi 11110

Procedure used: Calibration were conducted using in-house calibration procedure CP-H03 according to comparison with standard chilled mirror sensor for humidity measurement function and comparison with standard temperature probe for temperature measurement function into humidity / temperature chamber.

Condition of this result of calibration

1. Reference standards instruments :

<u>Instrument</u>	<u>Model</u>	<u>Serial No.</u>	<u>Certificate No.</u>	<u>Due Date</u>
1) Hygro-M2 Dew Point Monitor	5112	2360195	20703	02 Aug 2023
2) Standard Humidity/Temperature Meter	400	10203027	TH-0082-22	22 Aug 2023

2. The certificate is valid only to the item calibrated on date and place of calibration.

3. This Certification is traceable to the International System of Unit maintained at:-

- National Institute of Standards and Technology (NIST) , The United States of America
- National Institute of Metrology Thailand (NIMT)

Calibrated by
Issue Date :

Approved Signatory

B 0310047



Cert. No.: 23H486

Page.: 2 of 2

Result of Calibration:-

Without Adjustment

Function:

Humidity Measurement

<u>Reference</u> <u>Temperature</u> (°C)	<u>Standard</u> <u>Humidity</u> (%R.H.)	<u>UUC*</u> <u>Reading</u> (%R.H.)	<u>Error</u> (%R.H.)	<u>Uncertainty</u> <u>of Measurement</u> (±%R.H.)
25.0	50.1	48	-2.1	1.6

Result of Calibration:-

Without Adjustment

Function:

Temperature Measurement

<u>Standard</u> <u>Temperature</u> (°C)	<u>UUC*</u> <u>Reading</u> (°C)	<u>Error</u> (°C)	<u>Uncertainty</u> <u>of Measurement</u> (±°C)
20.06	19.7	-0.36	0.46
24.99	24.9	-0.09	0.46

UUC* : Unit Under Calibration

The reported uncertainty of measurement was base on standard uncertainty multiplied by coverage factor $k = 2.00$, providing confidence level approximately 95%.

-o0o-





TECHNOLOGY PROMOTION ASSOCIATION (THAILAND-JAPAN)
CORPORATE SERVICES 3: EQUIPMENT CALIBRATION AND TESTING SERVICES
534/4 PATTANAKARN ROAD SOI 18, SUANLUANG, SUANLUANG, BANGKOK 10250
TEL. 0-2717-3000-24 FAX. 0-2719-9484



Certificate of Calibration

Certificate No. : 23H487

Page : 1 of 2

Equipment : Digital Thermo-Hygrometer

Manufacturer: EXTECH

Model : 448515

Serial No.: PONPE5899555

ID No.: TNP.LAB.22

Condition As-Received: Used Item

Received Date: 02 March 2023

Calibration Date: 07 March 2023

Reference: 2303-0104WN

Submitted by: TNP ENVIRONMENT CO.,LTD.

Ambient Temperature: (25 ± 3) °C

Relative Humidity: (50 ± 20) %

This certificate may not be reproduced other than in full,
except with the prior written approval of the head of
Corporate Services 3: Equipment Calibration and Testing Services.

332/173 Moo 3, Bang Rak Phatthana, Bang Bua Thong,
Nonthaburi 11110

Procedure used: Calibration were conducted using in-house calibration procedure CP-H03 according to comparison with standard chilled mirror sensor for humidity measurement function and comparison with standard temperature probe for temperature measurement function into humidity / temperature chamber.

Condition of this result of calibration

1.Reference standards instruments :

<u>Instrument</u>	<u>Model</u>	<u>Serial No.</u>	<u>Certificate No.</u>	<u>Due Date</u>
1) Hygro-M2 Dew Point Monitor	5112	2360195	20703	02 Aug 2023
2) Standard Humidity/Temperature Meter	400	10203027	TH-0082-22	22 Aug 2023

2.The certificate is valid only to the item calibrated on date and place of calibration.

3.This Certification is traceable to the International System of Unit maintained at:-

- National Institute of Standards and Technology (NIST) , The United States of America
- National Institute of Metrology Thailand (NIMT)

Calibrated by :
Issue Date :

Approved Signatory

B 0310048



Cert. No.: 23H487

Page.: 2 of 2

Result of Calibration:-

Without Adjustment

Function:

Humidity Measurement

<u>Reference</u> <u>Temperature</u> (°C)	<u>Standard</u> <u>Humidity</u> (%R.H.)	<u>UUC*</u> <u>Reading</u> (%R.H.)	<u>Error</u> (%R.H.)	<u>Uncertainty</u> <u>of Measurement</u> (±%R.H.)
25.0	50.1	29	-21.1	1.6

Result of Calibration:-

Without Adjustment

Function:

Temperature Measurement

<u>Standard</u> <u>Temperature</u> (°C)	<u>UUC*</u> <u>Reading</u> (°C)	<u>Error</u> (°C)	<u>Uncertainty</u> <u>of Measurement</u> (±°C)
20.06	19.9	-0.16	0.46
24.99	25.1	0.11	0.46

UUC* : Unit Under Calibration

The reported uncertainty of measurement was base on standard uncertainty multiplied by coverage factor $k = 2.00$, providing confidence level approximately 95%.

-o0o-



TECHNOLOGY PROMOTION ASSOCIATION (THAILAND-JAPAN)
CORPORATE SERVICES 3: EQUIPMENT CALIBRATION AND TESTING SERVICES
534/4 PATTANAKARN ROAD SOI 18, SUANLUANG, SUANLUANG, BANGKOK 10250
TEL. 0-2717-3000-24 FAX. 0-2719-9484



Certificate of Calibration

Certificate No. : 23M455

Page : 1 of 2

Equipment : Standard Weight Set

Manufacturer: -

Model : Class:F1

Serial No.: 15022021-01

ID No.: TNP.LAB.25

Condition As-Received: Used Item

Received Date: 02 March 2023

Calibration Date: 04 March 2023

Reference: 2303-0104WN

Submitted by: TNP ENVIRONMENT CO.,LTD.

Ambient Temperature: (23 ± 2) °C

Relative Humidity: (50 ± 15) %

Atmospheric Pressure: 1015.25 mbar

This certificate may not be reproduced other than in full,
except with the prior written approval of the head of
Corporate Services 3: Equipment Calibration and Testing Services.

332/173 Moo 3, Bang Rak Phatthana, Bang Bua Thong,
Nonthaburi 11110

Procedure used: Calibration were conducted using in-house calibration procedure CP-M01 according to comparison method against standard weights on the basis of weighings at an average air density of 1.2 kg/m³ and a temperature of 23.4 °C material density of weight is 8000 kg/m³.

Condition of this result of calibration

1.Reference standards instruments :

<u>Instrument</u>	<u>Model</u>	<u>Serial No.</u>	<u>Certificate No.</u>	<u>Due Date</u>
1) Standard Weight Set (E2)	73336	20026	MM-0018-22	28 Feb 2024
2) Standard Weight Set (E2)	73338	20028	MM-0019-22	28 Feb 2024

2.This certificate is not certified for any commercial transaction.

3.The certificate is valid only to the item calibrated on date and place of calibration.

4.This Certification is traceable to the International System of Unit maintained at:-

-National Institute of Metrology Thailand (NIMT)

Calibrated by :

Issue Date :

Approved Signator

B 0309848



Cert No.: 23M455

Page: 2 of 2

Result of calibration

Nominal Value	Conventional mass		Uncertainty of Measurement (\pm)	Maximum Permissible error (\pm)
	Before Adjustment	After Adjustment		
200 g	199.99986 g	-	0.30 mg	1.0 mg
100 g	100.00015 g	-	0.16 mg	0.50 mg
50 g	50.00015 g	-	0.10 mg	0.30 mg
20 g	20.000116 g	-	0.080 mg	0.25 mg
10 g	10.000041 g	-	0.060 mg	0.20 mg
5 g	5.000010 g	-	0.050 mg	0.16 mg
2 g	1.999936 g	-	0.040 mg	0.12 mg
1 g	0.999973 g	-	0.030 mg	0.10 mg
200 mg	200.059 mg	200.007 mg	0.020 mg	0.060 mg
100 mg	100.037 mg	99.981 mg	0.016 mg	0.050 mg

The reported uncertainty of measurement was based on a standard uncertainty multiplied by a coverage factor $k = 2$, providing a level of confidence of approximately 95 %.

-o0o-



a 1151188



THAI CALIBRATION SERVICES CO., LTD.

19/8 Moo 9 Soi Raiking 30 Puttamonthon 5 Rd., Sampran, Nakornpatom 73210

Tel. 0-3439-7682-5 Fax: 0-3439-7687

www.thaical.com E-mail : sale@thaicalibration.com, lab@thaicalibration.com



CALIBRATION CERTIFICATE

Certificate No.S2306518S

page 1 of 2

Customer : TNP ENVIRONMENT CO., LTD.
332/173 Moo 3 Tambon Bang Rak Phatthana,
Amphoe Bang Bua Thong, Nonthaburi 11110

Equipment : Non-automatic weighing instrument (Electronic instrument)

Manufacturer : Shimadzu **Order No. :** 66S2523-1

Model : AP225WD **Ambient temperature :** $(26.9 \pm 5.0) ^\circ\text{C}$

Accuracy class : - **Relative humidity :** $(52.0 \pm 10.0) \%$

Capacity : 10 g / 220 g **Received date :** 21-Jun-2023

Resolution : 0.00001 g / 0.0001 g **Date of calibration :** 21-Jun-2023

Serial No. : D316301848 **Date of issue :** 24-Jun-2023

ID No. : TNP.LAB.30 **Condition of the balance :** Good working conditions

Place of calibration : ห้อง LAB

Calibration method

This instrument was calibrated according to the EURAMET Calibration Guide No. 18.

Condition of reference standard weight

<u>Instrument</u>	<u>Nominal value</u>	<u>Serial No.</u>	<u>Certificate No.</u>	<u>Due-date</u>	<u>Density (kg/m³)</u>
1 Standard weight set	1 mg to 2 kg	15885+15849	M2210001S	8-Oct-2023	7950

Traceability of the reference standard weight

This certificate is traceable to SI unit through Mass Calibration Laboratory Thai Calibration Services Co., Ltd., NSC-ONSC accredited no. Calibration 0189.

Calibrated By :



Approved Signatory :



This calibration certificate may not be reproduced other than in full,
except with the prior written approval of the head of TCS calibration laboratory.



THAI CALIBRATION SERVICES CO., LTD.

19/8 Moo 9 Soi Raiking 30 Puttamonthon 5 Rd., Sampran, Nakornpatom 73210

Tel. 0-3439-7682-5 Fax: 0-3439-7687

www.thaical.com E-mail : sale@thaicalibration.com, lab@thaicalibration.com



CALIBRATION CERTIFICATE

Certificate No.S2306518S

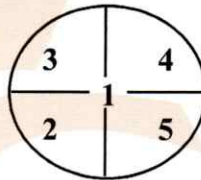
page 2 of 2

The repeatability of indication

Nominal Value (g)	Standard Deviation of reading (g)	Maximum difference between suscensive reading (g)	n
100	0.000005	0.00001	5
200	0.00005	0.0001	5

The effect of eccentric application of a load on the indication (test load : 100 g)

Position	Balance Reading (g)
Point 1	100.0000
Point 2	100.0002
Point 3	100.0001
Point 4	100.0000
Point 5	100.0001
Eccentric Value	0.0002



The error of indication

Nominal Value (g)	Value of Reference Standard Weight (g)	Balance Reading (g)	Correction (g)	Uncertainty (±) (g)	k
Unload	0.00000	0.00000	0.00000	0.000016	2.32
0.1	0.10000	0.10003	-0.00003	0.000019	2.10
0.5	0.50000	0.50001	-0.00001	0.000023	2.04
1	1.00001	1.00000	+0.00001	0.000026	2.00
5	5.00000	5.00001	-0.00001	0.000038	2.00
10	9.99999	10.00001	-0.00002	0.000046	2.00
20	20.0000	20.0000	0.0000	0.000085	2.00
50	50.0000	50.0001	-0.0001	0.00011	2.00
100	100.0000	100.0000	0.0000	0.00018	2.00
200	200.0000	200.0004	-0.0004	0.00034	2.00

Remark : Adjustment, External weight nominal value 100 g, Standard weight of Lab

Uncertainty of measurement

The reported expanded uncertainty of measurement is stated as the standard uncertainty of measurement multiplied by the coverage factor (k), which for a normal distribution corresponds to a coverage probability of approximately 95% (confidence level).

This report will certify of the calibrated equipment only.

--End--



THAI CALIBRATION SERVICES CO., LTD.

19/8 Moo 9 Soi Raiking 30 Puttamonthon 5 Rd., Sampran, Nakornpatom 73210

Tel. 0-3439-7682-5 Fax: 0-3439-7687

www.thaical.com E-mail : sale@thaicalibration.com, lab@thaicalibration.com



CALIBRATION CERTIFICATE

Certificate No.S2306519S

page 1 of 2

Customer : TNP ENVIRONMENT CO., LTD.

332/173 Moo 3 Tambon Bang Rak Phatthana,

Amphoe Bang Bua Thong, Nonthaburi 11110

Equipment : Non-automatic weighing instrument (Electronic instrument)

Manufacturer : Sartorius

Order No. : 66S2523-2

Model : SECURA224-1S

Ambient temperature : $(26.8 \pm 5.0) ^\circ\text{C}$

Accuracy class : -

Relative humidity : $(52.0 \pm 10.0) \%$

Capacity : 220 g

Received date : 21-Jun-2023

Resolution : 0.0001 g

Date of calibration : 21-Jun-2023

Serial No. : 0041305301

Date of issue : 24-Jun-2023

ID No. : TNP.LAB.31

Condition of the balance : Good working conditions

Place of calibration : ห้อง LAB

Calibration method

This instrument was calibrated according to the EURAMET Calibration Guide No. 18.

Condition of reference standard weight

<u>Instrument</u>	<u>Nominal value</u>	<u>Serial No.</u>	<u>Certificate No.</u>	<u>Due-date</u>	<u>Density (kg/m³)</u>
1 Standard weight set	1 mg to 2 kg	15885+15849	M2210001S	8-Oct-2023	7950

Traceability of the reference standard weight

This certificate is traceable to SI unit through Mass Calibration Laboratory Thai Calibration Services Co., Ltd., NSC-ONSC accredited no. Calibration 0189.

Calibrated By :



Approved Signatory :



This calibration certificate may not be reproduced other than in full,
except with the prior written approval of the head of TCS calibration laboratory.



THAI CALIBRATION SERVICES CO., LTD.

19/8 Moo 9 Soi Raiking 30 Puttamonthon 5 Rd., Sampran, Nakornpatom 73210

Tel. 0-3439-7682-5 Fax: 0-3439-7687

www.thaical.com E-mail : sale@thaicalibration.com, lab@thaicalibration.com



CALIBRATION CERTIFICATE

Certificate No.S2306519S

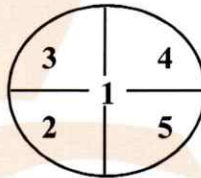
page 2 of 2

The repeatability of indication

Nominal Value (g)	Standard Deviation of reading (g)	Maximum difference between successive reading (g)	n
200	0.00000	0.0000	5

The effect of eccentric application of a load on the indication (test load : 100 g)

Position	Balance Reading (g)
Point 1	100.0000
Point 2	100.0000
Point 3	100.0000
Point 4	99.9998
Point 5	99.9998
Eccentric Value	0.0002



The error of indication

Nominal Value (g)	Value of Reference Standard Weight (g)	Balance Reading (g)	Correction (g)	Uncertainty (±) (g)	k
Unload	0.0000	0.0000	0.0000	0.000082	2.00
0.1	0.1000	0.1000	0.0000	0.000083	2.00
0.5	0.5000	0.5000	0.0000	0.000084	2.00
1	1.0000	0.9999	+0.0001	0.000085	2.00
5	5.0000	5.0000	0.0000	0.000090	2.00
10	10.0000	10.0000	0.0000	0.000094	2.00
20	20.0000	20.0001	-0.0001	0.00011	2.00
50	50.0000	50.0001	-0.0001	0.00013	2.00
100	100.0000	100.0000	0.0000	0.00019	2.00
200	200.0000	199.9998	+0.0002	0.00033	2.00

Remark : Without adjustment

Uncertainty of measurement

The reported expanded uncertainty of measurement is stated as the standard uncertainty of measurement multiplied by the coverage factor (k), which for a normal distribution corresponds to a coverage probability of approximately 95% (confidence level).

This report will certify of the calibrated equipment only.

--End--

CERT.No.: HS-U039F

Certificate of Calibration

Calibration Date : 20 Jun 23
Submitted by : TNP ENVIRONMENT COMPANY LIMITED.
332/173 Moo. 3, Tambon Bang Rak Phatthana,
Amphoe Bang Bua Thong, Nonthaburi 11110

Avg Room Temp : 20 °C
Avg Water Temp : 20 °C
Air Pressure : 757.00 mmHg
Salinity : 0 ppt

Model : YSI 4010-2W
S/N : 22051520
Probe : YSI 4100
S/N : 22C102711
ID NO. : -
Air Temp ref : S/N. E00522
Barometric ref : S/N. E00522
Water Temp ref : S/N. 11431

Technician

Calibration Details

Calibration Point	100% air sat. (@20 °C, DO = 9.09 mg/l)	(status)	(status)	(status)
Measurement 1 (mg/l)	9.05	(PASS)	-	-
Measurement 2 (mg/l)	9.05	(PASS)	-	-
Measurement 3 (mg/l)	9.04	(PASS)	-	-
Measurement 4 (mg/l)	9.03	(PASS)	-	-
Measurement 5 (mg/l)	9.04	(PASS)	-	-
Measurement 6 (mg/l)	9.04	(PASS)	-	-
Measurement 7 (mg/l)	9.04	(PASS)	-	-
Measurement 8 (mg/l)	9.03	(PASS)	-	-
Measurement 9 (mg/l)	9.03	(PASS)	-	-
Measurement 10 (mg/l)	9.03	(PASS)	-	-
Mean Measurement	9.04	mg/l	-	-
Inaccuracy	0.05	mg/l	-	-

Overall Status (PASS)

Manufacturer Specification

Accuracy = +/- 0.2 mg/l

- 1) This certificate is issued based on the result that are found as shown on date and place of test only.
- 2) The calibration procedure followed in accordance with Harikul Science Co., Ltd.
- 3) This result shall not be used for advertising purpose.



CRYSTAL CALIBRATION SALES AND SERVICE CO., LTD.

45/48 Soi Salathammasop31, Salathammasop Rd.,
Salathammasop, Thawewatthana, Bangkok 10170 Thailand
Tel : 0-2408-8474-5 Fax : 0-2408-8477 Email : info@crystalcal.com www.crystalcal.com



CERTIFICATE OF CALIBRATION

Certificate No. : 23-0879-019

Issue Date : 30 June 2023

Work Order No. : 23/0879

Customer Name : BUREAU VERITAS AQ LAB (THAILAND) COMPANY LIMITED
111 Thailand Science Park, Moo 9 Paholyotin Road,
Klong Nueng, Klong Luang, Pathumthani 12120, Thailand

Date of Received : 28 June 2023

Date of Calibration : 28 June 2023

Instrument Details :

Description	: Water Bath
Manufacturer	: ThremoFisher
Model	: N/A
Serial No.	: 0152187501160414
ID No.	: CHM000205
Resolution	: 0.1 °C
Location	: Laboratory

Calibration Method : This instrument was calibrated by insert standard thermometer into the liquid bath according to calibration procedure CWI-T-11 in-house methods based on ASTM E715-80 (Reapproved 2006)


Environmental Conditions :

Temperature : Area Monitoring between 15°C to 40°C
Humidity : Area Monitoring between 30%RH to 85%RH
Line Voltage : Area Monitoring 220 VAC ± 10%


Traceability of Measurement :

This certificate of calibration documents the traceability to national standard, which realize the unit of measurement according to the International system of Units (SI) and The temperature scale in use at this laboratory is The International Temperature scale of 1990.

Calibrated by :



Approved by :



This certificate may not be reproduced other than in full except with the prior written approval of Crystal Calibration Sales and Service co., Ltd.

Crystal Calibration Sales and Service Co., Ltd.

PAGE 1/3

45/48 Salathammasop 31, Salathammasop Rd., Salathammasop, Thawewatthana, Bangkok 10170

Phone : 0-2408-8474 Fax : 0-2408-8477 <http://www.crystalcal.com> Email : info@crystalcal.com





CRYSTAL CALIBRATION SALES AND SERVICE CO., LTD.

45/48 Soi Salathammasop31, Salathammasop Rd.,
Salathammasop, Thawewatthana, Bangkok 10170 Thailand
Tel : 0-2408-8474-5 Fax : 0-2408-8477 Email : info@crystalcal.com www.crystalcal.com



CERTIFICATE OF CALIBRATION

Certificate No. : 23-0879-019

Issue Date : 30 June 2023

Work Order No. : 23/0879

Details of calibration

1. Reference Standards Instrument

Instrument	Model	Serial No. / ID No.	Certificate No.	Due Date
Data Acquisition unit	34972A	MY59002085	22-1146-021	22 November 2023
Sensor type	RTD	Channel 101 to 106	22-1146-021	22 November 2023

2. Certificate traceble : This certificate traceable to The International System of Unit refer to
Crystal Calibration Sales and Service Co., Ltd. , NAC Calibration No. 0260

3. Condition of item : Used

4. Calibration site : On-site

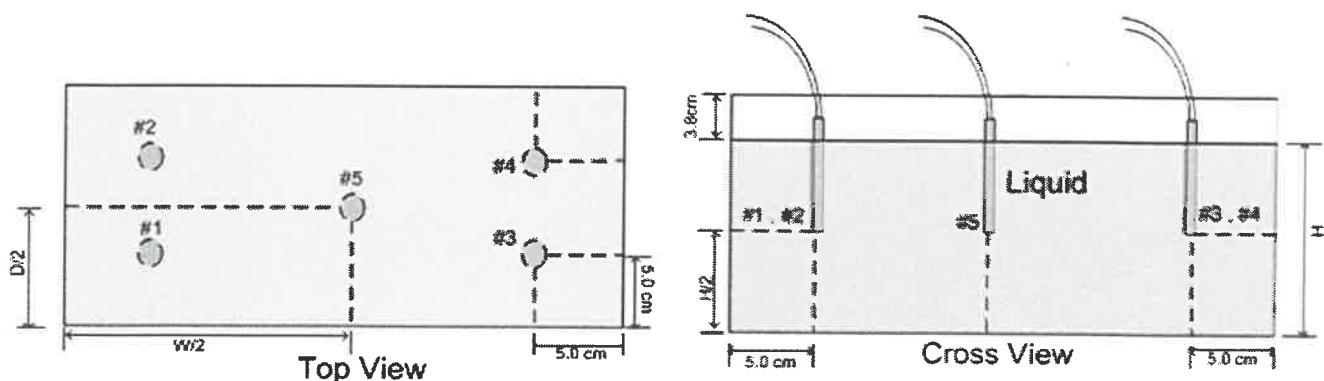
5. Result of Calibration : Without Adjustment

6. Evaluate Condition : Time Constant : - Hour 33 Minute At Cal. point 44.5 °C
Type of Control : PID Control

Testing liquid bath use media is Water

7. Calibration note : The results reported in this certificate refer to the condition of instrument on
the process into the standby state of Liquid Bath

8. Sensors Installation Diagram



Position Diagrams

**CRYSTAL CALIBRATION SALES AND SERVICE CO., LTD.**

45/48 Soi Salathammasop31, Salathammasop Rd.,
Salathammasop, Thawewatthana, Bangkok 10170 Thailand
Tel : 0-2408-8474-5 Fax : 0-2408-8477 Email : info@crystalcal.com www.crystalcal.com



CERTIFICATE OF CALIBRATION

Issue Date : 30 June 2023

Certificate No. : 23-0879-019

Work Order No. : 23/0879

Result of Temperature Distribution and Performance Check

Table 1 : Reporting of Temperature

Calibration point (°C)	Average Measured Temperature (°C) @ Sensor No. (Sensor No.5 is REF)					Uncertainty ± (°C)
	#1	#2	#3	#4	#5	
44.5	44.50	44.50	44.50	44.50	44.51	0.13

Table 2 : Reporting of Characterization Result

Indicator Set point (°C)	Indicator Reading (°C)			Stability ± (°C)	Uniformity (°C)	Overall variation (°C)
	MAX	MIN	Average			
44.4	44.4	44.4	44.4	0.04	0.07	0.07

Note :

Calibrate items in good condition and this report customer request and accepted in certificate

The reference sensor is preferably located at the center of bath

The measured temperature data readout by software "Benchlink Datalogger 3"

The quoted uncertainty includes "Stability" and excludes "Loading effect (20% of Temp Uniformity)"

Stability - one-half of the greatest maximum difference of measured temperatures at any one sensor.

Uniformity - the maximum difference of measured temperatures at any sensors and the measured temperature at the reference location which are observed at the same time or at as close an observation time as possible to determine the temperature pattern or homogeneity within the bath under steady state conditions.

Overall Variation - The difference of the maximum and minimum measured temperatures throughout observation time.

Indicating Temperature - the average reading of indicating device that forms the integral part of the enclosure.

This result of calibration was found accurate as shown on date and place of calibration only.

The reported uncertainty of measurement was based on a standard uncertainty multiplied by a coverage factor $k=2$ providing a level of confidence of approximately 95%.



CRYSTAL CALIBRATION SALES AND SERVICE CO., LTD.

45/48 Soi Salathammasop31, Salathammasop Rd.,
Salathammasop, Thawewatthana, Bangkok 10170 Thailand
Tel : 0-2408-8474-5 Fax : 0-2408-8477 Email : info@crystalcal.com www.crystalcal.com



CERTIFICATE OF CALIBRATION

Certificate No. : 23-0879-008

Issue Date : 30 June 2023

Work Order No. : 23/0879

Customer Name : BUREAU VERITAS AQ LAB (THAILAND) COMPANY LIMITED

111 Thailand Science Park, Moo 9 Paholyotin Road,
Klong Nueng, Klong Luang, Pathumthani 12120, Thailand

Date of Received : 26 June 2023

Date of Calibration : 26 June 2023

Instrument Details : **Description** : Temperature Controlled Enclosures [Incubator]
Manufacturer : memmert
Model : INE 500
Serial No. : E512.0738
ID No. : CHM000151
Resolution : 0.1 °C
Location : Laboratory

Calibration Method : This instrument was calibrated by insert standard thermometer into the chamber according to calibration procedure no. CWI-T-10 follow up to TLAS G-20-1/02-08 (E) : Guidelines for Calibration and Checks of Temperature Controlled Enclosures.


Environmental Conditions :

Temperature : Area Monitoring between 15°C to 40°C
Humidity : Area Monitoring between 30%RH to 85%RH
Line Voltage : Area Monitoring 220 VAC \pm 10%


Traceability of Measurement :

This certificate of calibration documents the traceability to national standard, which realize the unit of measurement according to the International system of Units (SI) and The temperature scale in use at this laboratory is The International Temperature scale of 1990.

Calibrated by :



Approved by :



This certificate may not be reproduced other than in full except with the prior written approval of Crystal Calibration Sales and Service co., Ltd.





CRYSTAL CALIBRATION SALES AND SERVICE CO., LTD.

45/48 Soi Salathammasop31, Salathammasop Rd.,
Salathammasop, Thawewatthana, Bangkok 10170 Thailand
Tel : 0-2408-8474-5 Fax : 0-2408-8477 Email : info@crystalcal.com www.crystalcal.com



CERTIFICATE OF CALIBRATION

Issue Date : 30 June 2023

Certificate No. : 23-0879-008

Work Order No. : 23/0879

Details of Calibration

1. Reference Standards Instrument

Instrument	Model	Serial No./Ins No.	Certificate No.	Due Date
Data Acquisition unit	34972A	MY59002085	22-1146-021	22 November 2023
Sensor type	RTD	RTD# 101-109	22-1146-021	22 November 2023

2. Certificate traceable : This certificate traceable to The International System of Unit refer to Crystal Calibration Sales and Service Co., Ltd. , NAC Calibration No. 0260
3. Condition of item : Used
4. Calibration site : On - Site
5. Result of Calibration : Without adjustment
6. Evaluate Condition : Time Constant : - Hour 33 Minute At cal. point 41.5 °C
Air vent : Off
Fan speed status : None Fan Speed
7. Calibration note : The results reported in this certificate refer to the condition of instrument on the process into the steady state of chamber
8. Sensors Installation Diagram : When ; Sensor installation location in Chamber @ Working Space
A = Distance between sensor and wall of chamber is 5 cm
9. Dimensions of chamber : W = 0.56 m ; D = 0.4 m ; H = 0.48 m

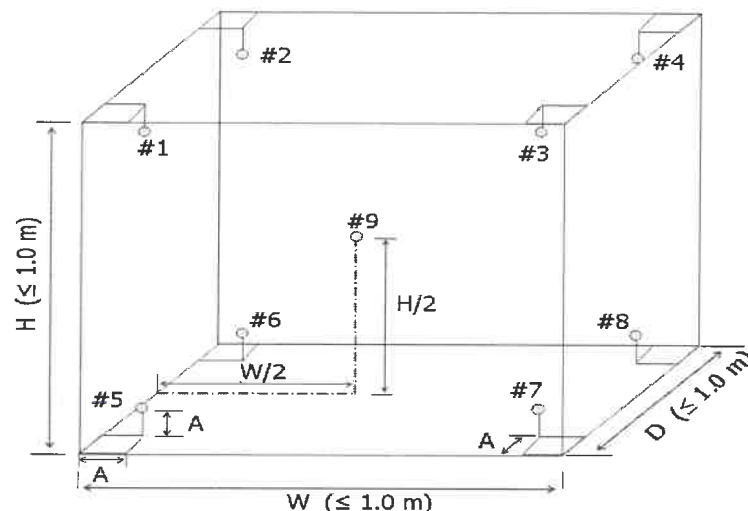


Diagram of Chamber

**CRYSTAL CALIBRATION SALES AND SERVICE CO., LTD.**

45/48 Soi Salathammasop31, Salathammasop Rd.,
 Salathammasop, Thawewatthana, Bangkok 10170 Thailand
 Tel : 0-2408-8474-5 Fax : 0-2408-8477 Email : info@crystalcal.com www.crystalcal.com

**CERTIFICATE OF CALIBRATION**

Certificate No. : 23-0879-008

Issue Date : 30 June 2023

Work Order No. : 23/0879

Result of Temperature Distribution and Performance Check

Table1 : Reporting of Temperature Distribution

Calibration point (°C)	Average Measured Temperature (°C) @ Sensor No. (Sensor No.9 is REF)									Uncertainty ± (°C)
	#1	#2	#3	#4	#5	#6	#7	#8	#9	
41.5	41.91	41.99	41.77	41.86	41.62	42.18	41.66	41.76	41.80	0.29
42.0	42.46	42.52	42.29	42.39	42.16	42.66	42.19	42.27	42.33	0.26

Table 2 : Reporting of Performance check

Indicator Set Point (°C)	Indicator Reading (°C)			Stability ± (°C)	Uniformity (°C)	Overall variation (°C)
	MAX	MIN	Average			
41.5	41.5	41.5	41.5	0.14	0.51	0.74
42.0	42.0	42.0	42.0	0.10	0.44	0.64

Note

Calibrate items it good condition and this report customer request and accepted in certificate

The reference sensor is preferably located of the geometric center of chamber

The measured temperature data readout by software "Benchlink Datalogger 3"

The quoted uncertainty include " Stability " and " Loading effect (20% of Temp Uniformity) "

Stability - one-half of the greatest maximum difference of measured temperatures at any one sensor.

Uniformity - the maximum difference of measured temperatures at any sensors and the measured temperature at the reference location which are observed at the same time or at as close an observation time as possible to determine the temperature pattern or homogeneity within the chamber under steady state conditions.

Overall Variation - The difference of the maximum and minimum measured temperatures througout observation time.

Indicating Temperature - the average reading of indicating device that forms the integral part of the enclosure.

This result of calibration was found accurate as shown on date and place of calibration only.

The reported uncertainty of measurement was based on a standard uncertainty multiplied by a coverage factor $k=2$ providing a level of confidence of approximately 95%.



CRYSTAL CALIBRATION SALES AND SERVICE CO., LTD.

45/48 Soi Salathammasop31, Salathammasop Rd.,
Salathammasop, Thawewatthana, Bangkok 10170 Thailand
Tel : 0-2408-8474-5 Fax : 0-2408-8477 Email : info@crystalcal.com www.crystalcal.com



CERTIFICATE OF CALIBRATION

Certificate No. : 23-0879-010

Issue Date : 30 June 2023

Work Order No. : 23/0879

Customer Name : BUREAU VERITAS AQ LAB (THAILAND) COMPANY LIMITED
111 Thailand Science Park, Moo 9 Paholyotin Road,
Klong Nueng, Klong Luang, Pathumthani 12120, Thailand

Date of Received : 26 June 2023

Date of Calibration : 26 June 2023

Instrument Details : **Description** : Temperature Controlled Enclosures [Incubator]
Manufacturer : memmert
Model : IN110
Serial No. : D415.0797
ID No. : CHM000181
Resolution : 0.1 °C
Location : Laboratory

Calibration Method : This instrument was calibrated by insert standard thermometer into the chamber according to calibration procedure no. CWI-T-10 follow up to TLAS G-20-1/02-08 (E) : Guidelines for Calibration and Checks of Temperature Controlled Enclosures.


Environmental Conditions :

Temperature : Area Monitoring between 15°C to 40°C
Humidity : Area Monitoring between 30%RH to 85%RH
Line Voltage : Area Monitoring 220 VAC \pm 10%


Traceability of Measurement :

This certificate of calibration documents the traceability to national standard, which realize the unit of measurement according to the International system of Units (SI) and The temperature scale in use at this laboratory is The International Temperature scale of 1990.

Calibrated by :



Approved by :



This certificate may not be reproduced other than in full except with the prior written approval of Crystal Calibration Sales and Service co., Ltd.





CRYSTAL CALIBRATION SALES AND SERVICE CO., LTD.

45/48 Soi Salathammasop31, Salathammasop Rd.,
Salathammasop, Thawewatthana, Bangkok 10170 Thailand
Tel : 0-2408-8474-5 Fax : 0-2408-8477 Email : info@crystalcal.com www.crystalcal.com



CERTIFICATE OF CALIBRATION

Certificate No. : 23-0879-010

Issue Date : 30 June 2023

Work Order No. : 23/0879

Details of Calibration

1. Reference Standards Instrument

Instrument	Model	Serial No./Ins No.	Certificate No.	Due Date
Data Acquisition unit	34972A	MY49024826	22-1485-003	20 November 2023
Sensor type	RTD	RTD# 301-308, 310	22-1485-003	20 November 2023

2. Certificate traceable

: This certificate traceable to The International System of Unit refer to
Crystal Calibration Sales and Service Co., Ltd. , NAC Calibration No. 0260

3. Condition of item

: Used

4. Calibration site

: On - Site

5. Result of Calibration

: Without adjustment

6. Evaluate Condition

: Time Constant : - Hour 33 Minute At cal. point 35 °C
Air vent : Off
Fan speed status : None Fan Speed

7. Calibration note

: The results reported in this certificate refer to the condition of instrument on
the process into the steady state of chamber

8. Sensors Installation Diagram

: When ; Sensor installation location in Chamber @ Working Space
A = Distance between sensor and wall of chamber is 5 cm

9. Dimensions of chamber

: W = 0.56 m ; D = 0.4 m ; H = 0.48 m

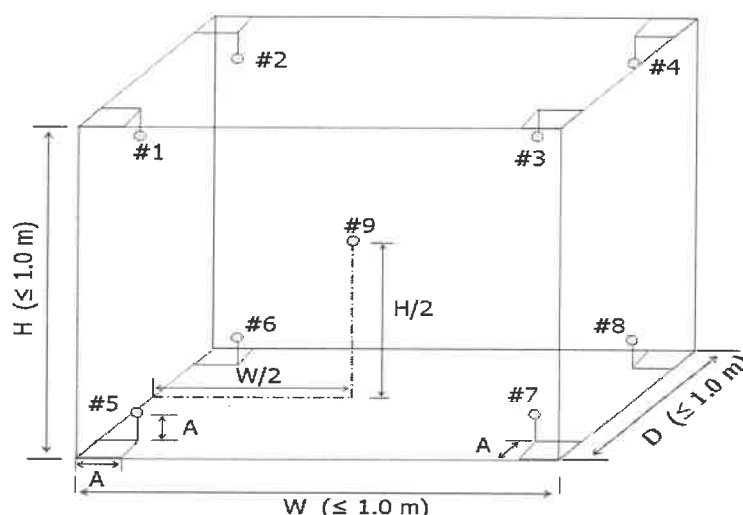


Diagram of Chamber

**CRYSTAL CALIBRATION SALES AND SERVICE CO., LTD.**

45/48 Soi Salathammasop31, Salathammasop Rd.,
 Salathammasop, Thawewatthana, Bangkok 10170 Thailand
 Tel : 0-2408-8474-5 Fax : 0-2408-8477 Email : info@crystalcal.com www.crystalcal.com

**CERTIFICATE OF CALIBRATION**

Issue Date : 30 June 2023

Certificate No. : 23-0879-010

Work Order No. : 23/0879

Result of Temperature Distribution and Performance Check

Table1 : Reporting of Temperature Distribution

Calibration point (°C)	Average Measured Temperature (°C) @ Sensor No. (Sensor No.9 is REF)									Uncertainty ± (°C)
	#1	#2	#3	#4	#5	#6	#7	#8	#9	
35.0	35.05	35.03	35.04	35.07	34.80	34.87	34.78	34.86	35.07	0.26

Table 2 : Reporting of Performance check

Indicator Set Point (°C)	Indicator Reading (°C)			Stability ± (°C)	Uniformity (°C)	Overall variation (°C)
	MAX	MIN	Average			
34.8	34.8	34.8	34.8	0.11	0.33	0.48

Note

Calibrate items it good condition and this report customer request and accepted in certificate

The reference sensor is preferably located of the geometric center of chamber

The measured temperature data readout by software "Benchlink Datalogger 3"

The quoted uncertainty include " Stability " and " Loading effect (20% of Temp Uniformity) "

Stability - one-half of the greatest maximum difference of measured temperatures at any one sensor.

Uniformity - the maximum difference of measured temperatures at any sensors and the measured temperature at the reference location which are observed at the same time or at as close an observation time as possible to determine the temperature pattern or homogeneity within the chamber under steady state conditions.

Overall Variation - The difference of the maximum and minimum measured temperatures througout observation time.

Indicating Temperature - the average reading of indicating device that forms the integral part of the enclosure.

This result of calibration was found accurate as shown on date and place of calibration only.

The reported uncertainty of measurement was based on a standard uncertainty multiplied by a coverage factor $k=2$ providing a level of confidence of approximately 95%.

การดูแลบำรุงรักษาเชิงป้องกัน

Preventive Maintenance



บริษัท ดีเคเอสเอช เทคโนโลยี จำกัด

ฝ่ายบริการหลังการขาย

โทร 0 2 639 7000 E-mail: service.tec.th@dksh.com

ฝ่ายขายและการตลาด

โทร 0 2 639 7000 E-Mail : marketing.tec.th@dksh.com

Website : www.dksh.co.th/technology/scientific-thailand

เงื่อนไขการให้บริการ Preventive Maintenance

บริษัทฯ จะส่งวิศวกรผู้ชำนาญ เพื่อให้บริการตามขอบข่ายของการบริการ เฉพาะ ในวันและเวลา ราชการ หากมีความประสงค์ที่จะรับบริการนอกเหนือจากวัน เวลา ราชการ (วันหยุดเสาร์ – อาทิตย์ หรือวันหยุด นักขัตฤกษ์) บริษัทฯ จะคิดค่าบริการเพิ่มเติมตามอัตราที่กฎหมายแรงงานกำหนดไว้

ขอบข่ายการบริการ

- ตรวจสอบสภาพการทำงานต่าง ๆ ของเครื่องมือ
- ทดสอบประสิทธิภาพการทำงานของเครื่องมือ
- รายการผลการตรวจสอบเครื่องมือ

หมายเหตุ

- ราคานี้ไม่รวมถึงค่าบริการซ่อม หรือ เปลี่ยนอะไหล่ที่ชำรุดเสียหาย หรือหมดสภาพการใช้งาน
- ในกรณีที่ผู้รับบริการอยู่นอกเขตพื้นที่ให้บริการ บริษัทฯ จำเป็นต้องคิดค่าใช้จ่ายเพิ่มเติม ได้แก่ ค่าเดินทาง เป็นต้น
- บริษัท ฯ ขอสงวนสิทธิ์ในการเปลี่ยนแปลงราคา โดยไม่แจ้งให้ทราบล่วงหน้า

ช่องทางการติดต่อ



DKSH Technology Limited (บริษัท ดีเคเอสเอช เทคโนโลยี จำกัด)

เลขที่ 2533 ถนนสุขุมวิท แขวงบางจาก เขตพระโขนง กรุงเทพฯ 10260

เลขประจำตัวผู้เสียภาษี 010-555-001-4547 (สำนักงานใหญ่)



Call center 0 2 639 7000



DKSH Scientific



www.dksh.com/scientific-thailand



marketing.tec.th@dksh.com



[@dkshscientific](https://line.me/tv/@dkshscientific)

Preventive Maintenance Contract

จำนวนในการทำสัญญาบริการ1..... ครั้ง ต่อ ปี
ครั้งที่ ...1...วันที่.....17/08/2023.....

รายละเอียดผู้รับบริการ

หน่วยงาน	บริษัท บุญโร เวอร์ริทัส เอควิ แล็บ (ประเทศไทย) จำกัด		
ที่อยู่	อุทยานวิทยาศาสตร์ประเทศไทย 111 หมู่9 ถนนพหลโยธิน ตำบลคลองหนึ่ง คลองหลวง จังหวัดปทุมธานี 12120		
โทรศัพท์		แฟกซ์	

ผู้ติดต่อ

ชื่อ - นามสกุล					
ตำแหน่ง					
โทรศัพท์	084 337 6271	เบอร์ต่อ		แฟกซ์	
E-mail	patthathamaporn.thongsai@bvaq.com				

รายละเอียดผู้ให้บริการ

บริษัท ดีเคเอสเอช เทคโนโลยี จำกัด (ฝ่ายบริการหลังการขาย) (สำนักงานใหญ่) เลขที่ 2533 ถนนสุขุมวิท แขวงบางจาก เขตพระโขนง กรุงเทพฯ 10260 โทรศัพท์ 0 2 693 7000 Email: siriporn.sy@dksh.com Line ID : siripon3007 เจ้าหน้าที่ประสานงาน : คุณศิริพร อยู่ทองจ้อย โทรศัพท์ 090 678 6924 ,02 301 7467	
เจ้าหน้าที่ผู้ให้บริการ	
ตำแหน่ง	Specialist, Technical Services
โทรศัพท์	แฟกซ์ -
E-mail	mekin.mw@dksh.com

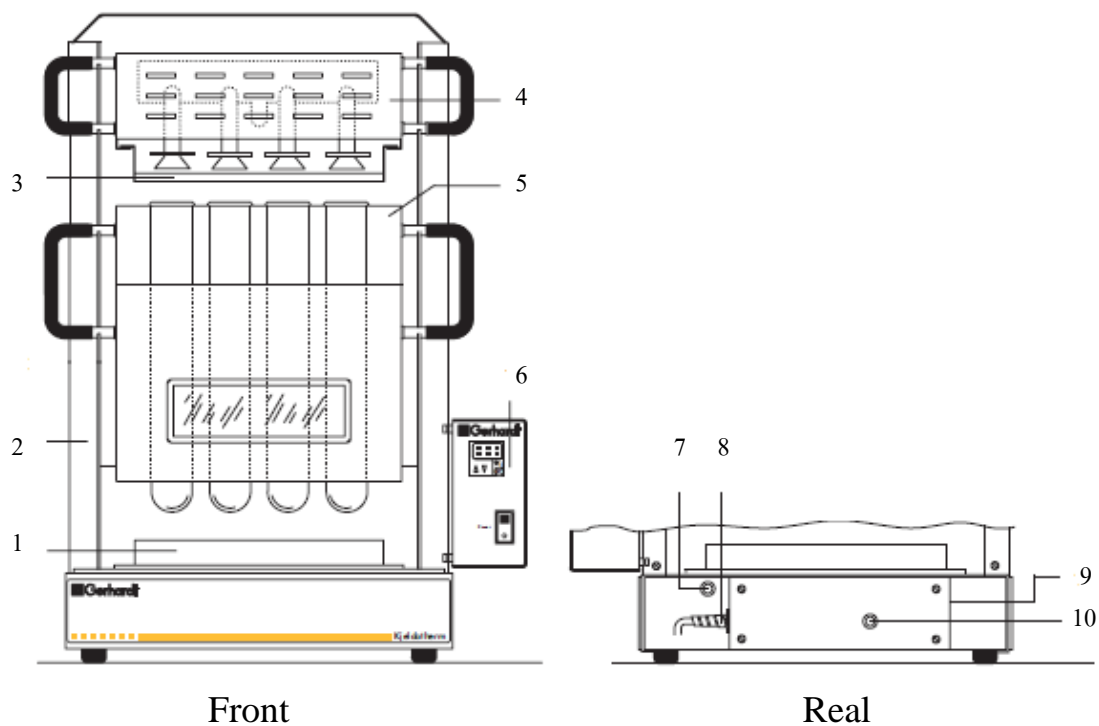
ลงนามผู้รับบริการ	
ตัวบรรจง	(.....)
ตำแหน่ง	
วันที่ / ประทับตราบริษัท	

ลงนามผู้ให้บริการ	
ตัวบรรจง	
ตำแหน่ง	Specialist, Technical Services
วันที่ / ประทับตราบริษัท	17/08/2023

JOB No: LSPR2309932..... MODEL: KB 20s S/N: 7020 16 0087 / 7210 16 0009

Part 1: ตรวจสอบเช็คสภาพเครื่อง

Digestion Unit



No.		PASS	Fail	Remark
1	KJALDATHEAM –Digestion Block	<input checked="" type="checkbox"/>	<input type="checkbox"/>	
2	Two tier console	<input checked="" type="checkbox"/>	<input type="checkbox"/>	
3	Drip tray	<input checked="" type="checkbox"/>	<input type="checkbox"/>	
4	Exhaust system	<input checked="" type="checkbox"/>	<input type="checkbox"/>	
5	Insert rack	<input checked="" type="checkbox"/>	<input type="checkbox"/>	
6	Control unit	<input checked="" type="checkbox"/>	<input type="checkbox"/>	
7	Inner for PT-100	<input checked="" type="checkbox"/>	<input type="checkbox"/>	
8	Connection cable	<input checked="" type="checkbox"/>	<input type="checkbox"/>	
9	Excess current switch	<input checked="" type="checkbox"/>	<input type="checkbox"/>	
10	Excess temperature	<input checked="" type="checkbox"/>	<input type="checkbox"/>	

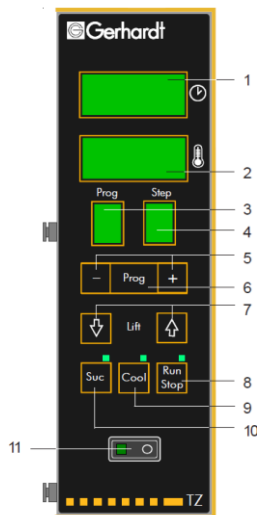
Part 2: รายละเอียดและรายงานผลการให้บริการ Preventive Maintenance

2.1 ตรวจเช็คระบบไฟฟ้า

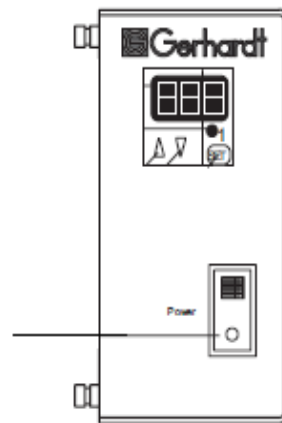
	Pass	Fail	N/A	Remark
ใช้ไฟ 220 V 50 Hz	<input checked="" type="checkbox"/>	<input type="checkbox"/>	<input type="checkbox"/>
กระแสไฟฟ้าตามพิกัดเครื่อง	<input checked="" type="checkbox"/>	<input type="checkbox"/>	<input type="checkbox"/>

2.2 ตรวจอุปกรณ์ภายนอก

	Pass	Fail	N/A	Remark
สายไฟของเครื่อง	<input checked="" type="checkbox"/>	<input type="checkbox"/>	<input type="checkbox"/>
ท่อแก้วรวม ไอกรด	<input checked="" type="checkbox"/>	<input type="checkbox"/>	<input type="checkbox"/>
สายยางต่อกับท่อแก้วรวม ไอกรด	<input checked="" type="checkbox"/>	<input type="checkbox"/>	<input type="checkbox"/>
สภาพของ Aluminum block	<input checked="" type="checkbox"/>	<input type="checkbox"/>	<input type="checkbox"/>	เริ่มเสื่อมสภาพเล็กน้อย



TZ control



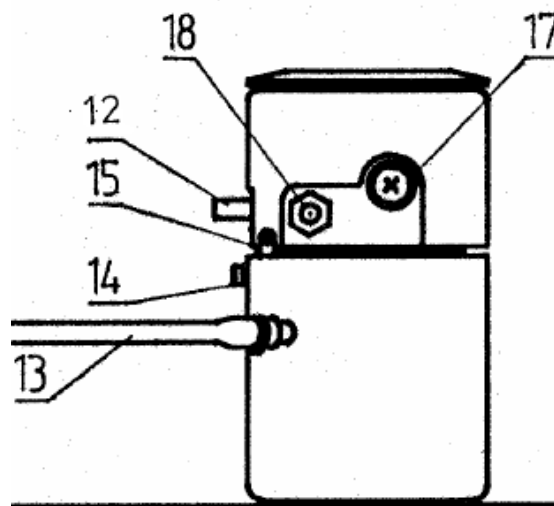
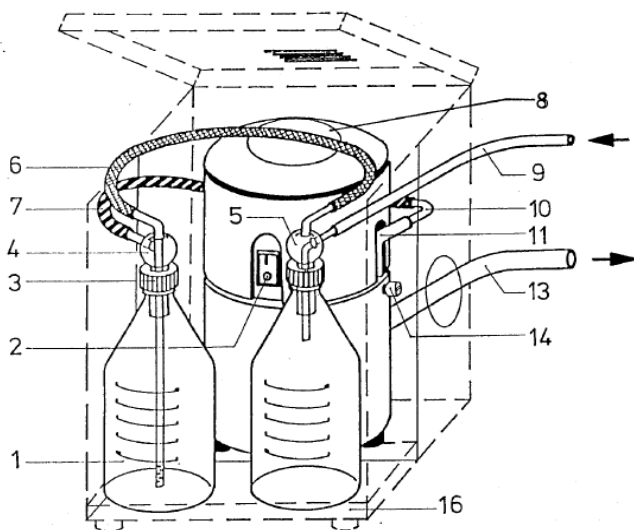
TR control

2.3 ตรวจเช็คระบบการทำงาน

	Pass	Fail	N/A	Remark
สวิตช์เปิด-ปิดหลัก (1) TR control (11) TZ control	<input checked="" type="checkbox"/>	<input type="checkbox"/>	<input type="checkbox"/>
จอแสดงผลของ Control	<input checked="" type="checkbox"/>	<input type="checkbox"/>	<input type="checkbox"/>
ปุ่มกด ตั้งค่า โปรแกรม TZ control (5,6)	<input checked="" type="checkbox"/>	<input type="checkbox"/>	<input type="checkbox"/>
ปุ่มกด ขึ้น ลง ลิฟท์ TZ control (7)	<input checked="" type="checkbox"/>	<input type="checkbox"/>	<input type="checkbox"/>
ปุ่มกด ตั้งค่า Suction TZ Control (10)	<input checked="" type="checkbox"/>	<input type="checkbox"/>	<input type="checkbox"/>
ปุ่มกดตั้งค่า Cool Trap TZ Control (9)	<input checked="" type="checkbox"/>	<input type="checkbox"/>	<input type="checkbox"/>
ปุ่มกด เริ่ม / หยุดการทำงาน TZ Control (8)	<input checked="" type="checkbox"/>	<input type="checkbox"/>	<input type="checkbox"/>
การขึ้นของอุณหภูมิมากกว่า 10 องศาต่อหน้าที่ที่ 250 องศา	<input checked="" type="checkbox"/>	<input type="checkbox"/>	<input type="checkbox"/>
การทำงานของตัวป้องกันอุณหภูมิสูงเกิน	<input checked="" type="checkbox"/>	<input type="checkbox"/>	<input type="checkbox"/>
การทำงานของระบบควบคุมอุณหภูมิ	<input checked="" type="checkbox"/>	<input type="checkbox"/>	<input type="checkbox"/>

JOB No:LSPR2305476..... MODEL:TUR/K..... S/N: 6300 15 0026.....

☒ TUR/K



No.		PASS	Fail	N/A	Remark
1	Glass-Bottle	<input checked="" type="checkbox"/>	<input type="checkbox"/>	<input type="checkbox"/>	
2	Power switch green	<input checked="" type="checkbox"/>	<input type="checkbox"/>	<input type="checkbox"/>	
3	Screw cap With Silicone seal GL45	<input checked="" type="checkbox"/>	<input type="checkbox"/>	<input type="checkbox"/>	เริ่มเสื่อมสภาพ ควรเปลี่ยนพร้อม Seal
4	Down pipe long	<input checked="" type="checkbox"/>	<input type="checkbox"/>	<input type="checkbox"/>	
5	Down pipe Short	<input checked="" type="checkbox"/>	<input type="checkbox"/>	<input type="checkbox"/>	
6	Isoversinic tubing 12/17	<input checked="" type="checkbox"/>	<input type="checkbox"/>	<input type="checkbox"/>	
7	Isoversinic tubing 12/17	<input checked="" type="checkbox"/>	<input type="checkbox"/>	<input type="checkbox"/>	
8	Turbosog	<input checked="" type="checkbox"/>	<input type="checkbox"/>	<input type="checkbox"/>	
9	Isoversinic tubing 12/17 manifold	<input checked="" type="checkbox"/>	<input type="checkbox"/>	<input type="checkbox"/>	
10	Glass elbow	<input checked="" type="checkbox"/>	<input type="checkbox"/>	<input type="checkbox"/>	
11	Isoversinic tubing 12/17	<input checked="" type="checkbox"/>	<input type="checkbox"/>	<input type="checkbox"/>	
12	Inlet from manifold	<input checked="" type="checkbox"/>	<input type="checkbox"/>	<input type="checkbox"/>	
13	Cooling water outlet	<input checked="" type="checkbox"/>	<input type="checkbox"/>	<input type="checkbox"/>	
14	Screw for suction capacity	<input checked="" type="checkbox"/>	<input type="checkbox"/>	<input type="checkbox"/>	
15	Gas outlet pipe	<input checked="" type="checkbox"/>	<input type="checkbox"/>	<input type="checkbox"/>	
16	Drip tray	<input checked="" type="checkbox"/>	<input type="checkbox"/>	<input type="checkbox"/>	
17	Water inlet	<input checked="" type="checkbox"/>	<input type="checkbox"/>	<input type="checkbox"/>	
18	Connection cable	<input checked="" type="checkbox"/>	<input type="checkbox"/>	<input type="checkbox"/>	

การบำรุงรักษาทั่วไป (Basic maintenance)

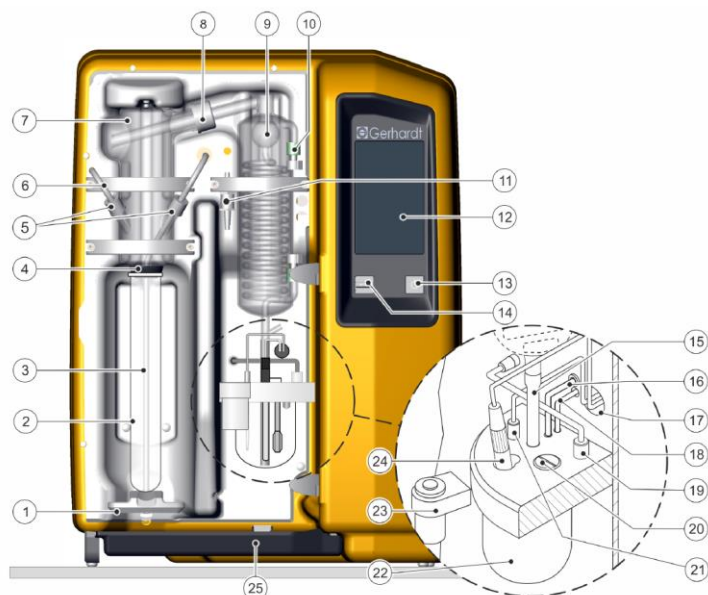
1. การย่อยตัวอย่างเกิดการเดือดที่รุนแรงขึ้นเนื่องจากตัวอย่างนั้นสามารถป้องกันได้โดยแนะนำให้ย่อยด้วยการตั้งการเพิ่มอุณหภูมิเป็นระดับเช่น ย่อยที่ระดับอุณหภูมิ 250 C ระยะเวลา 15 นาทีจึงเปลี่ยนเป็นอุณหภูมิ 380 C เพื่อป้องกันการล้นออกมา
2. เมื่อใช้เสร็จไม่ควรปล่อยให้ Tube เย็นกับตัวเครื่อง
3. ต้องนำถาดรองไอกรดใส่ทุกครั้งหลังจากใช้งานเสร็จ เพื่อป้องกันการหยดของไอกรดที่จะหยดลงมาที่ตัวเครื่อง
4. ทำความสะอาดตัวหลุมย่อยด้วยน้ำหรือผ้าชุบน้ำในกรณีที่มีการบกรดหยดลงมาติดอยู่ในหลุม เพื่อป้องกันไม่ให้คราบดังกล่าวไปกั้นการแผ่อุณหภูมิ

JOB No: LSPR2309931 MODEL: VAP 400 S/N: 5400 15 0006

Part 1: Operational Qualification (OQ)

1.1 ตรวจสอบสภาพเครื่อง

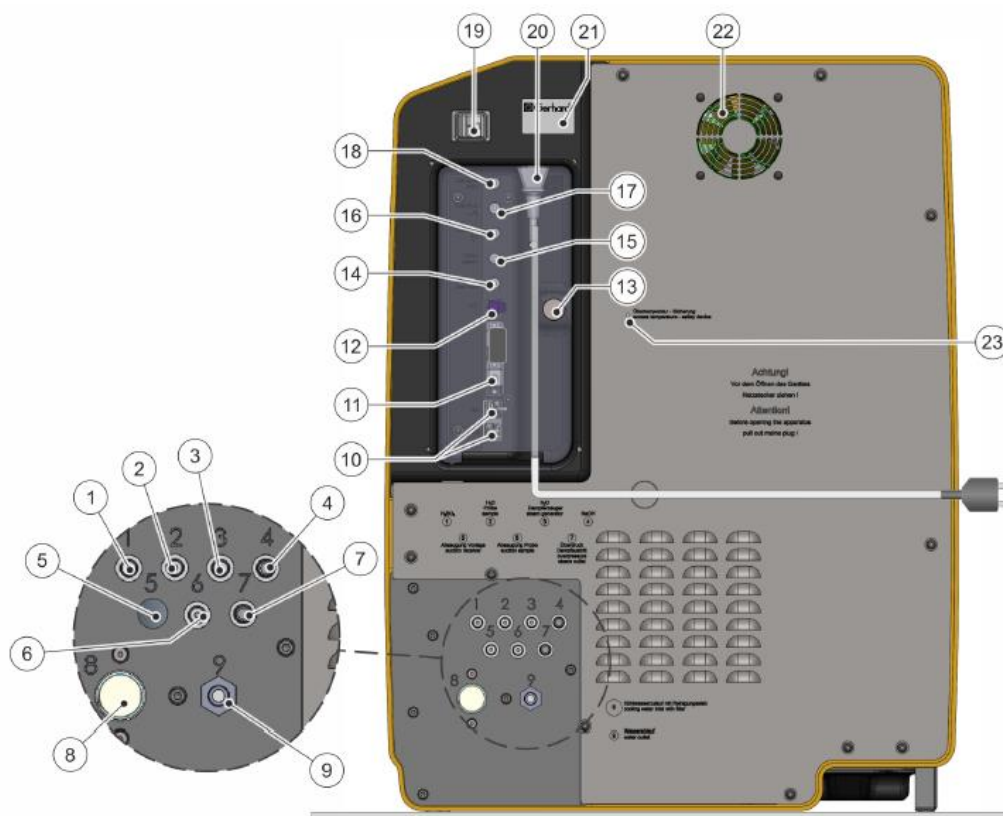
FRONT



No		PASS	FAIL	N/A
1	Quick clamping device with clamping block	<input checked="" type="checkbox"/>	<input type="checkbox"/>	<input type="checkbox"/>
2	Digestion tube 250/300 ml	<input checked="" type="checkbox"/>	<input type="checkbox"/>	<input type="checkbox"/>
3	PTFE steam inlet tubing	<input checked="" type="checkbox"/>	<input type="checkbox"/>	<input type="checkbox"/>
4	Connection stopper , Viton	<input checked="" type="checkbox"/>	<input type="checkbox"/>	<input type="checkbox"/>
5	Screw cap GL18	<input checked="" type="checkbox"/>	<input type="checkbox"/>	<input type="checkbox"/>
6	PTFE-inlet tubing NaOH	<input checked="" type="checkbox"/>	<input type="checkbox"/>	<input type="checkbox"/>
7	Distribution head made of glass	<input checked="" type="checkbox"/>	<input type="checkbox"/>	<input type="checkbox"/>
8	Screw cap GL32	<input checked="" type="checkbox"/>	<input type="checkbox"/>	<input type="checkbox"/>
9	Distillation condenser made of glass	<input checked="" type="checkbox"/>	<input type="checkbox"/>	<input type="checkbox"/>
10	Screw cap GL14	<input checked="" type="checkbox"/>	<input type="checkbox"/>	<input type="checkbox"/>
11	Ventilation valve	<input checked="" type="checkbox"/>	<input type="checkbox"/>	<input type="checkbox"/>
12	Control panel	<input checked="" type="checkbox"/>	<input type="checkbox"/>	<input type="checkbox"/>
13	Operating Button	<input checked="" type="checkbox"/>	<input type="checkbox"/>	<input type="checkbox"/>
14	USB interface (with protective cap)	<input checked="" type="checkbox"/>	<input type="checkbox"/>	<input type="checkbox"/>
15	Silicone tubing 8/10 for distillate discharge **	<input type="checkbox"/>	<input type="checkbox"/>	<input checked="" type="checkbox"/>
16	Verprene tubing 4/8 , receiver suction **	<input type="checkbox"/>	<input type="checkbox"/>	<input checked="" type="checkbox"/>
17	Cable duct for electrode cable + titration tube**	<input type="checkbox"/>	<input type="checkbox"/>	<input checked="" type="checkbox"/>
18	Silicone tubing 4/7 , boric acid inlet**	<input type="checkbox"/>	<input type="checkbox"/>	<input checked="" type="checkbox"/>
19	Sensor for level monitoring including connector**	<input type="checkbox"/>	<input type="checkbox"/>	<input checked="" type="checkbox"/>
20	Agitator motor with propeller**	<input type="checkbox"/>	<input type="checkbox"/>	<input checked="" type="checkbox"/>
21	Titration acid inlet tube **	<input type="checkbox"/>	<input type="checkbox"/>	<input checked="" type="checkbox"/>
22	Receiver glass**	<input type="checkbox"/>	<input type="checkbox"/>	<input checked="" type="checkbox"/>
23	Holder for pH electrode , removable**	<input type="checkbox"/>	<input type="checkbox"/>	<input checked="" type="checkbox"/>
24	pH electrode (combined electrode)**	<input type="checkbox"/>	<input type="checkbox"/>	<input checked="" type="checkbox"/>
25	Drip tray PP	<input checked="" type="checkbox"/>	<input type="checkbox"/>	<input type="checkbox"/>

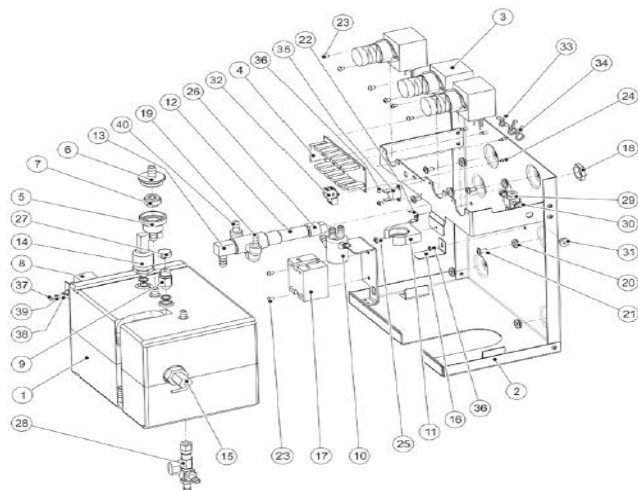
** only VAP 450

REAR



No		PASS	FAIL	N/A
1	Tube connection for sample H3BO3 supply	<input checked="" type="checkbox"/>	<input type="checkbox"/>	<input type="checkbox"/>
2	Tube connection for sample H2O supply	<input checked="" type="checkbox"/>	<input type="checkbox"/>	<input type="checkbox"/>
3	Tube connection for steam generator H2O supply	<input checked="" type="checkbox"/>	<input type="checkbox"/>	<input type="checkbox"/>
4	Tube connection for NaOH supply	<input checked="" type="checkbox"/>	<input type="checkbox"/>	<input type="checkbox"/>
5	Tube connection for receiver glass extraction	<input checked="" type="checkbox"/>	<input type="checkbox"/>	<input type="checkbox"/>
6	Tube connection for sample waste extraction	<input checked="" type="checkbox"/>	<input type="checkbox"/>	<input type="checkbox"/>
7	Tube connection, overpressure steam outlet	<input checked="" type="checkbox"/>	<input type="checkbox"/>	<input type="checkbox"/>
8	Connection for cooling water supply (with cleaning sieve)	<input checked="" type="checkbox"/>	<input type="checkbox"/>	<input type="checkbox"/>
9	Tube connection for cooling water outlet	<input checked="" type="checkbox"/>	<input type="checkbox"/>	<input type="checkbox"/>
10	4 X USB interface	<input checked="" type="checkbox"/>	<input type="checkbox"/>	<input type="checkbox"/>
11	1 X RS-232 Interface	<input checked="" type="checkbox"/>	<input type="checkbox"/>	<input type="checkbox"/>
12	LAN Interface	<input checked="" type="checkbox"/>	<input type="checkbox"/>	<input type="checkbox"/>
13	Screw cap for Perspex cover	<input checked="" type="checkbox"/>	<input type="checkbox"/>	<input type="checkbox"/>
14	Connection socket for sample waste tank level monitoring	<input checked="" type="checkbox"/>	<input type="checkbox"/>	<input type="checkbox"/>
15	Connection (not used)	<input checked="" type="checkbox"/>	<input type="checkbox"/>	<input type="checkbox"/>
16	Connection socket for H2O tank level monitoring	<input checked="" type="checkbox"/>	<input type="checkbox"/>	<input type="checkbox"/>
17	Connection socket for H3BO3 tank level monitoring	<input checked="" type="checkbox"/>	<input type="checkbox"/>	<input type="checkbox"/>
18	Connection socket for NaOH tank level monitoring	<input checked="" type="checkbox"/>	<input type="checkbox"/>	<input type="checkbox"/>
19	Overcurrent circuit breaker	<input checked="" type="checkbox"/>	<input type="checkbox"/>	<input type="checkbox"/>
20	Apparatus socket (mains cable connection)	<input checked="" type="checkbox"/>	<input type="checkbox"/>	<input type="checkbox"/>
21	Rating plate with serial number	<input checked="" type="checkbox"/>	<input type="checkbox"/>	<input type="checkbox"/>
22	Exhaust air fan	<input checked="" type="checkbox"/>	<input type="checkbox"/>	<input type="checkbox"/>
23	Excess temperature switch	<input checked="" type="checkbox"/>	<input type="checkbox"/>	<input type="checkbox"/>

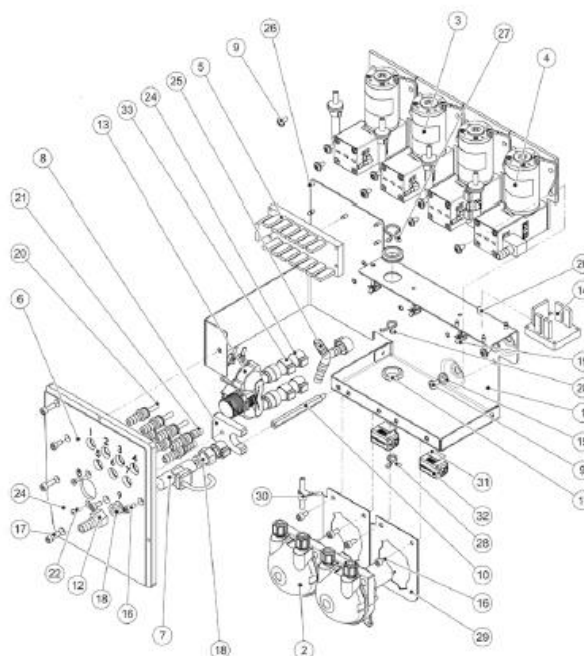
Inside Steam generator



No		PASS	FAIL	N/A
1	Steam generator	<input checked="" type="checkbox"/>	<input type="checkbox"/>	<input type="checkbox"/>
2	Steam generator traverse	<input checked="" type="checkbox"/>	<input type="checkbox"/>	<input type="checkbox"/>
3	Pinch valve	<input checked="" type="checkbox"/>	<input type="checkbox"/>	<input type="checkbox"/>
4	Circuit board distributor	<input checked="" type="checkbox"/>	<input type="checkbox"/>	<input type="checkbox"/>
5	Valve tubing connection	<input checked="" type="checkbox"/>	<input type="checkbox"/>	<input type="checkbox"/>
6	Housing safety valve	<input checked="" type="checkbox"/>	<input type="checkbox"/>	<input type="checkbox"/>
7	Safety valve SKT	<input checked="" type="checkbox"/>	<input type="checkbox"/>	<input type="checkbox"/>
8	Excess temperature protection , steam generator	<input checked="" type="checkbox"/>	<input type="checkbox"/>	<input type="checkbox"/>
9	Safety valve G 1/8 0,5 bar	<input checked="" type="checkbox"/>	<input type="checkbox"/>	<input type="checkbox"/>
10	Ventilation glass pinch valve VAPODEST	<input checked="" type="checkbox"/>	<input type="checkbox"/>	<input type="checkbox"/>
11	Hose clamp for ventilation clamp	<input checked="" type="checkbox"/>	<input type="checkbox"/>	<input type="checkbox"/>
12	Distributor PP	<input checked="" type="checkbox"/>	<input type="checkbox"/>	<input type="checkbox"/>
13	Angle connection PP	<input checked="" type="checkbox"/>	<input type="checkbox"/>	<input type="checkbox"/>
14	Pressure transmitter	<input checked="" type="checkbox"/>	<input type="checkbox"/>	<input type="checkbox"/>
15	Level switch	<input checked="" type="checkbox"/>	<input type="checkbox"/>	<input type="checkbox"/>
16	Fixing bracket steam generator	<input checked="" type="checkbox"/>	<input type="checkbox"/>	<input type="checkbox"/>
17	Relay HT+	<input checked="" type="checkbox"/>	<input type="checkbox"/>	<input type="checkbox"/>
18	VA Hexagon nut 1/2"	<input checked="" type="checkbox"/>	<input type="checkbox"/>	<input type="checkbox"/>
19	Angle connection 1/8"	<input checked="" type="checkbox"/>	<input type="checkbox"/>	<input type="checkbox"/>
20	Bushing nipple 6-10-14	<input checked="" type="checkbox"/>	<input type="checkbox"/>	<input type="checkbox"/>
21	VA Lens head screw M5 X 10	<input checked="" type="checkbox"/>	<input type="checkbox"/>	<input type="checkbox"/>
22	Grounding connection , 2-pole	<input checked="" type="checkbox"/>	<input type="checkbox"/>	<input type="checkbox"/>
23	VA Lens head screw M4 X 6	<input checked="" type="checkbox"/>	<input type="checkbox"/>	<input type="checkbox"/>
24	Spacer bolt 5 mm	<input checked="" type="checkbox"/>	<input type="checkbox"/>	<input type="checkbox"/>
25	VA Lens head screw M4 X 10	<input checked="" type="checkbox"/>	<input type="checkbox"/>	<input type="checkbox"/>
26	Tubing connection	<input checked="" type="checkbox"/>	<input type="checkbox"/>	<input type="checkbox"/>
27	Hose clamp 14.5 mm	<input checked="" type="checkbox"/>	<input type="checkbox"/>	<input type="checkbox"/>
28	Module ball valve with nozzles	<input checked="" type="checkbox"/>	<input type="checkbox"/>	<input type="checkbox"/>
29	Cross manifold with spout	<input checked="" type="checkbox"/>	<input type="checkbox"/>	<input type="checkbox"/>
30	Seal copper G 1/8	<input checked="" type="checkbox"/>	<input type="checkbox"/>	<input type="checkbox"/>
31	Locking screw 1/8"	<input checked="" type="checkbox"/>	<input type="checkbox"/>	<input type="checkbox"/>
32	Pin strip	<input checked="" type="checkbox"/>	<input type="checkbox"/>	<input type="checkbox"/>
33	Bundle clamp 12 H 4500	<input checked="" type="checkbox"/>	<input type="checkbox"/>	<input type="checkbox"/>
34	Bundle clamp 12 H 4502	<input checked="" type="checkbox"/>	<input type="checkbox"/>	<input type="checkbox"/>
35	Temperature switch 80°C	<input checked="" type="checkbox"/>	<input type="checkbox"/>	<input type="checkbox"/>
36	VA Lens head screw M3 X 6	<input checked="" type="checkbox"/>	<input type="checkbox"/>	<input type="checkbox"/>
37	VA Hexagon nut M4	<input checked="" type="checkbox"/>	<input type="checkbox"/>	<input type="checkbox"/>
38	Lins head screw M4 X 8	<input checked="" type="checkbox"/>	<input type="checkbox"/>	<input type="checkbox"/>

39	VA Spring washer	<input checked="" type="checkbox"/>	<input type="checkbox"/>	<input type="checkbox"/>
40	Angle connection, reduced , 1/8" PP	<input checked="" type="checkbox"/>	<input type="checkbox"/>	<input type="checkbox"/>

☒ Inside Pump holder VAP200 - 450 V1-V2



No		PASS	FAIL	N/A
1	Pump holding plate	<input checked="" type="checkbox"/>	<input type="checkbox"/>	<input type="checkbox"/>
2	Peristaltic pump for sample suction	<input checked="" type="checkbox"/>	<input type="checkbox"/>	<input type="checkbox"/>
3	Diaphragm pump for H2O (Com[plete incl angle connection piece)	<input checked="" type="checkbox"/>	<input type="checkbox"/>	<input type="checkbox"/>
4	Diaphragm pump for NaOH (Com[plete incl angle connection piece)	<input checked="" type="checkbox"/>	<input type="checkbox"/>	<input type="checkbox"/>
5	PC board distributor PT	<input checked="" type="checkbox"/>	<input type="checkbox"/>	<input type="checkbox"/>
6	Tubing connection module VAP	<input checked="" type="checkbox"/>	<input type="checkbox"/>	<input type="checkbox"/>
7	Water pressure control FT110	<input checked="" type="checkbox"/>	<input type="checkbox"/>	<input type="checkbox"/>
8	Bracket for tubing connection module	<input checked="" type="checkbox"/>	<input type="checkbox"/>	<input type="checkbox"/>
9	VA Lens head screw with flange M5X10	<input checked="" type="checkbox"/>	<input type="checkbox"/>	<input type="checkbox"/>
10	Spacer bolt M5X80	<input checked="" type="checkbox"/>	<input type="checkbox"/>	<input type="checkbox"/>
11	Bushing nozzle 18-22-27-1,5	<input checked="" type="checkbox"/>	<input type="checkbox"/>	<input type="checkbox"/>
12	Screw-in socket G3-8 LW10	<input checked="" type="checkbox"/>	<input type="checkbox"/>	<input type="checkbox"/>
13	Magnetic valve R2v 2/2 way	<input checked="" type="checkbox"/>	<input type="checkbox"/>	<input type="checkbox"/>
14	PC board distributor REVAP 450	<input checked="" type="checkbox"/>	<input type="checkbox"/>	<input type="checkbox"/>
15	Bushing nozzle 6-10-14-1,5	<input checked="" type="checkbox"/>	<input type="checkbox"/>	<input type="checkbox"/>
16	VA Cylinder screw M5X10	<input checked="" type="checkbox"/>	<input type="checkbox"/>	<input type="checkbox"/>
17	VA Cylinder screw M5X16	<input checked="" type="checkbox"/>	<input type="checkbox"/>	<input type="checkbox"/>
18	Seal EPDM 15 X 4	<input checked="" type="checkbox"/>	<input type="checkbox"/>	<input type="checkbox"/>
19	Cable clip	<input checked="" type="checkbox"/>	<input type="checkbox"/>	<input type="checkbox"/>
20	Tubing connection piece 51X10X5	<input checked="" type="checkbox"/>	<input type="checkbox"/>	<input type="checkbox"/>
21	Tubing connection piece 51 X 10 X 10	<input checked="" type="checkbox"/>	<input type="checkbox"/>	<input type="checkbox"/>
22	VA-Countersunk screw M4X10	<input checked="" type="checkbox"/>	<input type="checkbox"/>	<input type="checkbox"/>
23	Hose clamp S8-7	<input checked="" type="checkbox"/>	<input type="checkbox"/>	<input type="checkbox"/>
24	Clamp	<input checked="" type="checkbox"/>	<input type="checkbox"/>	<input type="checkbox"/>

25	Y-tube connector	<input checked="" type="checkbox"/>	<input type="checkbox"/>	<input type="checkbox"/>
26	Spacer bolt 5 mm	<input checked="" type="checkbox"/>	<input type="checkbox"/>	<input type="checkbox"/>
27	Bundle clamp 12 H 6506	<input checked="" type="checkbox"/>	<input type="checkbox"/>	<input type="checkbox"/>
28	Bundle clamp 12 H 4502	<input checked="" type="checkbox"/>	<input type="checkbox"/>	<input type="checkbox"/>
29	Holder for peristaltic pump	<input checked="" type="checkbox"/>	<input type="checkbox"/>	<input type="checkbox"/>
30	Kit grounding pump	<input checked="" type="checkbox"/>	<input type="checkbox"/>	<input type="checkbox"/>
31	Adhesive tape	<input checked="" type="checkbox"/>	<input type="checkbox"/>	<input type="checkbox"/>
32	Snap ferrite VAP300-450	<input checked="" type="checkbox"/>	<input type="checkbox"/>	<input type="checkbox"/>
33	Clamp	<input checked="" type="checkbox"/>	<input type="checkbox"/>	<input type="checkbox"/>

Control panel



No		PASS	FAIL
1	Title bar	<input checked="" type="checkbox"/>	<input type="checkbox"/>
2	Status bar	<input checked="" type="checkbox"/>	<input type="checkbox"/>
3	Navigation button	<input checked="" type="checkbox"/>	<input type="checkbox"/>
4	Smart switch with multiple functions	<input checked="" type="checkbox"/>	<input type="checkbox"/>
5	USB interface	<input checked="" type="checkbox"/>	<input type="checkbox"/>

2 รายละเอียดการตรวจสอบ

2.1 ขั้นตอนการบริการ

ตรวจสอบระบบไฟฟ้า (Electrical Test)

- ความต้านทานทางไฟฟ้าของเครื่องกับกราวด์
- กระแสไฟฟ้าที่ใช้งาน

ตรวจสอบสภาพเครื่อง (Optical Test)

- Main cable
- Electric wiring
- Pumps
- Distribution Head
- Condensor
- Steam generator
- Tubing
- Viton cone

ตรวจสอบ Function การทำงาน (The Function Test)

- ระบบสร้างและควบคุมความดันของ Steam
- ระบบการเติมน้ำเข้า Sample Tube
- ระบบการเติม Na OH
- ระบบการเติม H₃BO₃

2.2 รายงานผลการให้บริการ

1. TECHNICAL DATA

	Pass	Fail	N/A	Remark
Main Supply 220 volt + 10% 50 Hz with ground	<input checked="" type="checkbox"/>	<input type="checkbox"/>	<input type="checkbox"/>
Normal current	<input checked="" type="checkbox"/>	<input type="checkbox"/>	<input type="checkbox"/>

1.1 COOLING WATER BATH

	Pass	Fail	N/A	Remark
Temperature 15-20 °C	<input checked="" type="checkbox"/>	<input type="checkbox"/>	<input type="checkbox"/>
Cooling Water Outlet	<input checked="" type="checkbox"/>	<input type="checkbox"/>	<input type="checkbox"/>
Control Temperature	<input checked="" type="checkbox"/>	<input type="checkbox"/>	<input type="checkbox"/>

1.2 OPTICAL TEST VAP....400...

	Pass	Fail	N/A	Remark
Screw cap GL14	<input checked="" type="checkbox"/>	<input type="checkbox"/>	<input type="checkbox"/>
Screw cap GL18	<input checked="" type="checkbox"/>	<input type="checkbox"/>	<input type="checkbox"/>
Screw cap GL32	<input type="checkbox"/>	<input checked="" type="checkbox"/>	<input type="checkbox"/>
Distillation Head	<input type="checkbox"/>	<input checked="" type="checkbox"/>	<input type="checkbox"/>
Condensor	<input type="checkbox"/>	<input checked="" type="checkbox"/>	<input type="checkbox"/>
Viton Cone	<input type="checkbox"/>	<input checked="" type="checkbox"/>	<input type="checkbox"/>
Ventilation Valve BV	<input checked="" type="checkbox"/>	<input type="checkbox"/>	<input type="checkbox"/>
Micro Switch Sample	<input checked="" type="checkbox"/>	<input type="checkbox"/>	<input type="checkbox"/>
Agitator motor for propeller	<input checked="" type="checkbox"/>	<input type="checkbox"/>	<input type="checkbox"/>

2. SYSTEM COOLING WATER INLET

	Pass	Fail	N/A	Remark
Cooling Water Inlet	<input checked="" type="checkbox"/>	<input type="checkbox"/>	<input type="checkbox"/>
Cooling Water Outlet	<input checked="" type="checkbox"/>	<input type="checkbox"/>	<input type="checkbox"/>
Flow control valve	<input checked="" type="checkbox"/>	<input type="checkbox"/>	<input type="checkbox"/>

3.SYSTEM CONTROL

	Pass	Fail	N/A	Remark
Display	<input checked="" type="checkbox"/>	<input type="checkbox"/>	<input type="checkbox"/>
Program	<input checked="" type="checkbox"/>	<input type="checkbox"/>	<input type="checkbox"/>
Adding NaOH	<input checked="" type="checkbox"/>	<input type="checkbox"/>	<input type="checkbox"/>
Adding H2O	<input checked="" type="checkbox"/>	<input type="checkbox"/>	<input type="checkbox"/>
Adding H3BO3	<input checked="" type="checkbox"/>	<input type="checkbox"/>	<input type="checkbox"/>
Suction Sample	<input checked="" type="checkbox"/>	<input type="checkbox"/>	<input type="checkbox"/>
Suction Receiver	<input checked="" type="checkbox"/>	<input type="checkbox"/>	<input type="checkbox"/>

4.SYSTEM DISTILLATION

	Pass	Fail	N/A	Remark
Boiler	<input checked="" type="checkbox"/>	<input type="checkbox"/>	<input type="checkbox"/>
Level Sensor	<input checked="" type="checkbox"/>	<input type="checkbox"/>	<input type="checkbox"/>
Novopren	<input type="checkbox"/>	<input checked="" type="checkbox"/>	<input type="checkbox"/>
Solenoid Valve Shut-Off	<input checked="" type="checkbox"/>	<input type="checkbox"/>	<input type="checkbox"/>
Solenoid Valve Steam	<input checked="" type="checkbox"/>	<input type="checkbox"/>	<input type="checkbox"/>
Solenoid Valve soft steam	<input checked="" type="checkbox"/>	<input type="checkbox"/>	<input type="checkbox"/>
Ventilation Valve Premount	<input type="checkbox"/>	<input checked="" type="checkbox"/>	<input type="checkbox"/>
Excess Pressure Detector	<input checked="" type="checkbox"/>	<input type="checkbox"/>	<input type="checkbox"/>
Heating Element	<input checked="" type="checkbox"/>	<input type="checkbox"/>	<input type="checkbox"/>

5. PUMP

	Pass	Fail	N/A	Remark
Pump H ₂ O Steam	<input checked="" type="checkbox"/>	<input type="checkbox"/>	<input type="checkbox"/>
- Non-Return Valve	<input checked="" type="checkbox"/>	<input type="checkbox"/>	<input type="checkbox"/>
Pump H ₂ O Sample	<input checked="" type="checkbox"/>	<input type="checkbox"/>	<input type="checkbox"/>
- Non-Return Valve	<input checked="" type="checkbox"/>	<input type="checkbox"/>	<input type="checkbox"/>
Pump NaOH	<input checked="" type="checkbox"/>	<input type="checkbox"/>	<input type="checkbox"/>
- Non-Ruturn Valve	<input checked="" type="checkbox"/>	<input type="checkbox"/>	<input type="checkbox"/>
Pump H ₃ BO ₃	<input checked="" type="checkbox"/>	<input type="checkbox"/>	<input type="checkbox"/>
- Non-Ruturn Valve	<input checked="" type="checkbox"/>	<input type="checkbox"/>	<input type="checkbox"/>
Pump suction	<input checked="" type="checkbox"/>	<input type="checkbox"/>	<input type="checkbox"/>
Pump suction receiver	<input checked="" type="checkbox"/>	<input type="checkbox"/>	<input type="checkbox"/>

6. The Following Program Run :

	Pass	Fail	N/A	Remark
Addition H ₂ O 0-999 ml.	<input checked="" type="checkbox"/>	<input type="checkbox"/>	<input type="checkbox"/>
Addition NaOH 0-999 ml.	<input checked="" type="checkbox"/>	<input type="checkbox"/>	<input type="checkbox"/>
Addition H ₃ BO ₃ 0-999 ml.	<input checked="" type="checkbox"/>	<input type="checkbox"/>	<input type="checkbox"/>
Reaction Time 0-108 min	<input checked="" type="checkbox"/>	<input type="checkbox"/>	<input type="checkbox"/>
Distillation Time 0-108 min	<input checked="" type="checkbox"/>	<input type="checkbox"/>	<input type="checkbox"/>
Steam Capacity 10%-100%	<input checked="" type="checkbox"/>	<input type="checkbox"/>	<input type="checkbox"/>
Suction Sampe	<input checked="" type="checkbox"/>	<input type="checkbox"/>	<input type="checkbox"/>
Suction Receiver	<input checked="" type="checkbox"/>	<input type="checkbox"/>	<input type="checkbox"/>

7. Measured pumps

		Remark
Pump NaOH	Volume :15.00.....ml
Pump H ₂ O	Volume :15.90.....ml
Pump H ₃ BO ₃	Volume :18.00.....ml

Remark :จากการ PM พบว่ามีอะไหล่เสื่อมสภาพหลายรายการ ได้แก่ หัวกลั่น ,ปลาย condensor บาง ทำให้มีคราบสารออกมาที่
Screw cap gl32 ,screw cap gl32 เสื่อม,สายNovoprene ควรเปลี่ยน, ventilation valve รั่วเล็กน้อย,viton cone ควรเปลี่ยน.....

Part 3: ข้อมูลสนับสนุนด้านเทคนิค (General Technical Support)

3.1 การบำรุงรักษาทั่วไป (Basic maintenance)

Cleaning program

Glass parts and tubes must be rinsed daily before starting analysis in order to prevent clogging by crystallising chemicals.

The following settings are recommended for this:

parameters	Value
H ₂ O addition	150 ml
NaOH addition	0 ml
Distillation time	7 min
Steam power	100 %
Reaction time	0 s
Suction sample	30 s

➔ Insert a digestion tube (without sample) and start the program.

- All liquid carrying parts are cleaned. In the case of strong soiling, approx. 10 ml of sulphuric acid can also be added to the digestion tube.

3.2 General error message

Fault description	Cause	Remedy
'Cooling water flow volume too low'	Cooling water pressure under 1 bar	<ul style="list-style-type: none">■ Open water tap.■ Check coolant pressure.■ Check coolant tube. Program continues automatically once error has been fixed.
'Sample tube missing'	Sample tube missing.	<ul style="list-style-type: none">■ Insert sample tube. Continue program or restart.
'Distillation room protective door open'	Protection door not closed	<ul style="list-style-type: none">■ Close protection door. Program continues automatically once error has been fixed.
'Reagent storage/waste'	One or more storage tanks are empty	<ul style="list-style-type: none">■ Fill storage tank.■ Check correct seating of the universal sensors. The running program can be continued after rectification of the error.
	The sample waste tank is full.	<ul style="list-style-type: none">■ Empty sample waste tank.■ Check correct seating of the universal sensors. The running program can be continued after rectification of the error.

Analytical errors

Fault description	Cause	Remedy
Analysis results too high	The chemicals used are contaminated with nitrogen compounds.	<ul style="list-style-type: none"> ■ Detailed checking of the chemicals. ■ Determination of a blank value. ■ Replace the chemicals if necessary.
	Violent reaction in the digestion tube, sodium hydroxide drops get into the receiver.	<ul style="list-style-type: none"> ■ Increase of the water addition amount.
	Glass bridge of the condenser is broken or worn out, sodium hydroxide drops get into the receiver.	<ul style="list-style-type: none"> ■ Replacement of the glass condenser.
	Glass cleaning agents in the digestion tube.	<ul style="list-style-type: none"> ■ Clean digestion tube in advance with distilled water.
	Entrainment of ammonia from the previous sample.	<ul style="list-style-type: none"> ■ Increase distillation time. ■ Check whether the sample was previously sufficiently alkalisied.
Analysis result too low or no result	Incomplete distillation; distillation time too short.	<ul style="list-style-type: none"> ■ No quantitative expulsion of the ammonia content. ■ The distillation amount should be 100 ml.
	Ammonia escapes at leaking places.	<ul style="list-style-type: none"> ■ Soiled or defective Viton plugs; clean or replace. ■ Check seals (GL screw connections) on the distribution head; replace if necessary. ■ Check valve at the condenser is gummed up; clean or replace. ■ Digestion tube is damaged at the neck extension. ■ Distribution head glass leaks; replace.
	Addition amount of the sodium hydroxide too little; no ammonia development.	<ul style="list-style-type: none"> ■ Check the constant flow rate of the NaOH pump (see Technical Data).
	Too low boric acid amount in the receiver; escaping ammonia is not completely bonded.	<ul style="list-style-type: none"> ■ Increase of the boric acid amount.
	Tube not completely immersed in the acid receiver.	<ul style="list-style-type: none"> ■ Increase of the acid amount.
	Formation of stable ammonia compounds which are not destroyed with sodium hydroxide.	<ul style="list-style-type: none"> ■ This problem only occurs with catalysts containing mercury. Sodium sulphate solution destroys these compounds.

Performance Verification Certificate

Job No. LSPR2208846

Equipment : AA SPECTROMETER **Customer :** Environment & Laboratory Co.,Ltd.
Manufacturer : GBC Scientific **Location :** Laboratory
Model Type : SavantAA **Verification Date :** 10 October 2022
Serial No. : A8631

Result of Verification

Test Description	Tolerance	Reading	Result
1. EHT Photometric Noise	< 350 V -	253 V -	PASS
2. Wavelength Accuracy , Cu 324.7 nm	± 0.20 nm	324.80 nm	PASS
3. Wavelength Accuracy , Cs 852.10 nm	± 0.20 nm	852.17 nm	PASS
4. Slit Width 0.2 nm	± 0.02 nm	0.22 nm	PASS
5. Slit Width 0.5 nm	± 0.05 nm	0.52 nm	PASS
6. Slit Width 1.0 nm	± 0.10 nm	1.05 nm	PASS
7. Standard Gauze Screen <u>0.49</u> Abs BC mode with gauze BC mode without gauze * Difference between With gauze and without gauze	± 0.02 Abs < 0.02 Abs	0.489 Abs 0.0007 Abs 0.0009 Abs -0.0002 Abs	PASS PASS
8. ABS Reading 5ppm,Cu	> 0.7 Abs	0.884 Abs	PASS
9. %RSD	< 0.5 %	0.19 %	PASS

We hereby certify that instrument complies with GBC factory specifications

Your satisfaction is our promise @ SPCRT

Verification By :

Issued Date :

Signatory :


DKSH Technology Limited
2533 Sukhumvit Road, Bangchak, Phrakhanong, Bangkok 10260
Phone +662 639 7000, Fax +662 333 1026
Email: marketing.tec.th@dksh.com Website: www.dksh.com

บริษัท ดีเคเอสเอช เทคโนโลยี จำกัด
2533 ถนนสุขุมวิท แขวงบางจาก เขตพระโขนง กรุงเทพฯ 10260
โทรศัพท์ +662 639 7000 โทรสาร +662 333 1026
อีเมล marketing.tec.th@dksh.com www.dksh.com

PREVENTIVE MAINTENANCE AND PERFORMANCE VERIFICATION REPORT

ATOMIC ABSORPTION SPECTROPHOTOMETER (AAS)

Issued Date: 10/10/22

Customer :	บริษัท เอ็นไวรอนเม้นท์ แอนด์ แลบบอราตอรี จำกัด	Manufacturer :	GBC Scientific Equipment Pty Ltd.
Address :	53/3 หมู่ 3 ถนนเรวดี ตำบลตลาดขวัญ อำเภอเมือง นนทบุรี จังหวัดนนทบุรี 11000	Model :	SavantAA
Contract :		Serial No :	A8631
		Location :	Laboratory

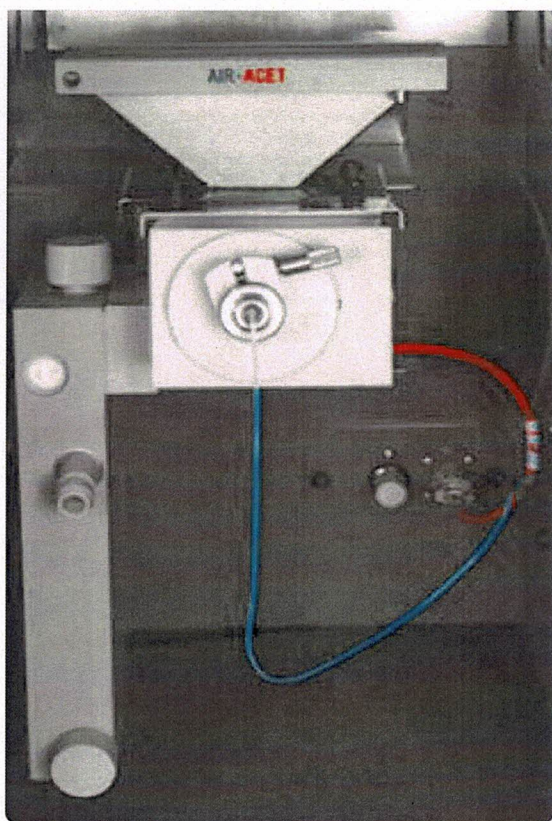
Power on switch and initial status

Instrument Ready สถานะเครื่องพร้อมใช้งาน


Preventive Maintenance	Pass	Fail	Remarks
<i>Electrical Voltage</i>			
- Main voltage (power supply check 220V \pm 10V).	<input checked="" type="checkbox"/>	<input type="checkbox"/>	236.5 VAC
- Power indicator light (Replace if faulty).	<input checked="" type="checkbox"/>	<input type="checkbox"/>	N/A
- Power core (Clean or replace as appropriate).	<input checked="" type="checkbox"/>	<input type="checkbox"/>	N/A
- Fan (Clean or replace filter element as appropriate).	<input checked="" type="checkbox"/>	<input type="checkbox"/>	N/A
<i>Environment</i>			
- Temperature (10 to 35 deg.C)	<input checked="" type="checkbox"/>	<input type="checkbox"/>	25.2 C
- Humidity (8 to 80%).	<input checked="" type="checkbox"/>	<input type="checkbox"/>	55%
- Air Quality (No Dust)	<input checked="" type="checkbox"/>	<input type="checkbox"/>	N/A
- No corrosive vapours present from laboratory sample preparation or external sources.	<input checked="" type="checkbox"/>	<input type="checkbox"/>	N/A
<i>Optics</i>			
- Windows lens (Clean or replace as appropriate).	<input checked="" type="checkbox"/>	<input type="checkbox"/>	Clean
- Light Source (Check operation. Replace if required).	<input checked="" type="checkbox"/>	<input type="checkbox"/>	Ready
- D2 Lamp (Check operation. Replace if required).	<input checked="" type="checkbox"/>	<input type="checkbox"/>	Ready
<i>Gas system</i>			
- General (Tube and Fitting /Check for leaks).	<input checked="" type="checkbox"/>	<input type="checkbox"/>	Ready
- Air Zero (Inlet pressure range 300-400 kPa).	<input checked="" type="checkbox"/>	<input type="checkbox"/>	4 Bar
- Acetylene (Inlet pressure range 55-96 kPa).	<input checked="" type="checkbox"/>	<input type="checkbox"/>	0.9 Bar
- Nitrous oxide (Inlet pressure range 300-400 kPa).	<input type="checkbox"/>	<input type="checkbox"/>	
<i>Computer</i>			
- Operating system	<input checked="" type="checkbox"/>	<input type="checkbox"/>	Windows 10
- Software Version	<input checked="" type="checkbox"/>	<input type="checkbox"/>	SavantAA3.11
- Verify that all computer links and installed software operate correctly	<input checked="" type="checkbox"/>	<input type="checkbox"/>	Ready

Spray Chamber Type

☐ ABR Spray Chamber



☒ Standard Spray Chamber



Preventive Maintenance	Pass	Fail	Remark
<i>Flame system</i>			
- Burner head (Clean the jaws using GBC Burner Cleaning Card).	<input checked="" type="checkbox"/>	<input type="checkbox"/>	Ready
- Burner mount (Check for wear. Replace the burner retaining plate if required).	<input checked="" type="checkbox"/>	<input type="checkbox"/>	Ready
- Spray chamber (Visually inspect the bead for cracks, pitting or solid deposits. Check or replace O-ring kit).	<input checked="" type="checkbox"/>	<input type="checkbox"/>	Ready
- Safety interlocks			
➤ Burner (Check for Interlocks connector)	<input checked="" type="checkbox"/>	<input type="checkbox"/>	Ready
➤ Spray chamber (Check for Interlocks connector)	<input checked="" type="checkbox"/>	<input type="checkbox"/>	Ready
- Pressure relief bung. (Check or replace O-ring)	<input checked="" type="checkbox"/>	<input type="checkbox"/>	Ready
- Nebulizer (Clean and check operation).	<input checked="" type="checkbox"/>	<input type="checkbox"/>	Ready
- Gas connections (Check for leaks).	<input checked="" type="checkbox"/>	<input type="checkbox"/>	Ready
- Capillary tube (Check bends and clog).	<input checked="" type="checkbox"/>	<input type="checkbox"/>	Ready
- Liquid trap (Drain / clean and replace O-ring kit).	<input checked="" type="checkbox"/>	<input type="checkbox"/>	Ready

Gas Flow Optimisation	Pass	Fail	Remark
- Bleed gas lines (Relieve pressure in the spray chamber).	<input checked="" type="checkbox"/>	<input type="checkbox"/>	Ready
- Ignitor (Ignite the flame several times to check ignition reliability. Replace the glow plug if required).	<input checked="" type="checkbox"/>	<input type="checkbox"/>	Ready
- Extinguish (Check operation).	<input checked="" type="checkbox"/>	<input type="checkbox"/>	Ready
- Horizontal movement (Check operation for STD. Spray Chamber).	<input checked="" type="checkbox"/>	<input type="checkbox"/>	Ready
- Vertical movement (Check operation for STD. Spray Chamber).	<input checked="" type="checkbox"/>	<input type="checkbox"/>	Ready
- Burner Adjuster (Check operation for ABR Spray Chamber)			
➤ Burner Angle (°C)	<input type="checkbox"/>	<input type="checkbox"/>	
➤ Angle Zero (mm)	<input type="checkbox"/>	<input type="checkbox"/>	
➤ Workhead Height (mm)	<input type="checkbox"/>	<input type="checkbox"/>	
➤ Workhead Centre (mm)	<input type="checkbox"/>	<input type="checkbox"/>	


Note:

Signature	
Customer (.....)	Date :
Service Engineer (.....)	Maintenance Date : 10/Oct/2022

Performance Verification	Specification	Actual Value	Pass	Failed	Remarks
1. Wavelength accuracy (optic calibration check).	Cu 324.75 nm \pm 0.2 nm	324.80 nm	<input checked="" type="checkbox"/>	<input type="checkbox"/>	N/A
	Cs 852.10 nm \pm 0.2 nm	852.17 nm	<input checked="" type="checkbox"/>	<input type="checkbox"/>	N/A
2. Slit width accuracy (0.2 nm ,0.5 nm,1.0 nm)	0.2 nm \pm 0.02 nm	0.22 nm	<input checked="" type="checkbox"/>	<input type="checkbox"/>	N/A
	0.5 nm \pm 0.05 nm	0.52 nm	<input checked="" type="checkbox"/>	<input type="checkbox"/>	N/A
	1.0 nm \pm 0.10 nm	1.05 nm	<input checked="" type="checkbox"/>	<input type="checkbox"/>	N/A
3. EHT	<350V	253 V	<input checked="" type="checkbox"/>	<input type="checkbox"/>	N/A
4. Absorbance accuracy (absorbance calibration check). ➤ Gauze 0.49 A.U.	Reading \pm 10% of calibrated value.	0.4891 Abs.	<input checked="" type="checkbox"/>	<input type="checkbox"/>	N/A
5. Background correction (optics alignment check). difference between measurement with and without 0.49 A.U. gauze for 10 samples.	SavantAA <1% SensAA/XplorAA <2%	BC on with gauze: 0.0007 Abs. BC on without gauze: 0.0009 Abs.	<input checked="" type="checkbox"/>	<input type="checkbox"/>	N/A
6. Sensitivity /noise flame test (aqueous Cu solution test under air-acetylene flame).	Cu 5 ppm >0.7 A.U.	0.8839 Abs.	<input checked="" type="checkbox"/>	<input type="checkbox"/>	N/A
	<0.5% RSD	0.19 %	<input checked="" type="checkbox"/>	<input type="checkbox"/>	N/A

Note:

Signature	
Customer (.....)	Date :
Service Engineer (.....)	Maintenance Date : 10/04/2022



TECHNOLOGY PROMOTION ASSOCIATION (THAILAND-JAPAN)
CORPORATE SERVICES 3: EQUIPMENT CALIBRATION AND TESTING SERVICES
534/4 PATTANAKARN ROAD SOI 18, SUANLUANG, SUANLUANG BANGKOK 10250
TEL. 0-2717-3000-27 FAX. 0-2719-9484



Cert. No.: 22TM1185

Page.: 1 of 3

Certificate of Calibration

Equipment : Autoclave

Manufacturer : Rexall

Model : LS-2D

Serial No. : 04131

ID No. : AUT-01

Submitted by : Environment & Laboratory Co.,Ltd.
40 Soi Liangmueangnonthaburi 13,
Talad Kwan, Mueang,
Nonthaburi 11000

Location : Room No. 205

Received Order : 14 July 2022

Calibration Date : 15 July 2022

Ambient Temperature : (26 ± 10) °C

Relative Humidity : (50 ± 30) %

Calibrated by :

Approved by :

Issue Date :

27 July 2022

The Uncertainties are for a confidence probability of approximately 95%

This certificate may not be reproduced other than in full, except with the prior written
Approval of the head of Corporate Services 3 : Equipment Calibration and Testing Services.

A 0043527



Equipment : Autoclave
Condition As-Received : Used Item
Reference : 2207-0250OC-7

Cert. No.: 22TM1185
Page.: 2 of 3

Procedure Used :-

Calibration were conducted using in-house calibration procedure CP-OT03 according to direct measurement method with Data Acquisition which connected with Thermocouple Type T

The temperature scale used was based on ITS-90.

Condition of this result of calibration

1. Reference standard instrument:-

<u>Instrument</u>	<u>Model</u>	<u>Serial No.</u>	<u>Cert. No.</u>	<u>Due Date</u>
1) Data Acquisition	34970A	MY44073381	22LM78/1	12 May 2023

2. This certificate is valid only to the item calibrated on date and place of calibration.

3. This certification is traceable to the International System of Unit.

4. This result of calibration covers laboratory autoclaves for the sterilization of goods and material which could be infected with organisms categorized as Hazard Group 1, 2 and 3**

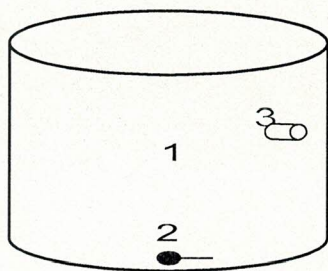
(** = Categorization of pathogens according to hazard and categories of containment, second edition, 1990)

It does not cover autoclaves for use with material infect with organisms in Hazard Group 4, for which complete containment and sterilization of infected condensate is considered to be essential.

This result of calibration does not apply to sterilizers or disinfectors used for medical, dental, pharmaceutical or veterinary purposes which are directly concerned with patient care, or those used for fabrics subjected to sterilization which are required to be dry at the end of cycle.

Result of Calibration :- (*) Without Adjustment

Function of UUC* : Temperature Source



	<u>Environmental</u>		
	(°C)	(%R.H.)	(Volt)
Beginning of Calibration	27	68	224
Finished of Calibration	28	63	223

<u>Position</u>	<u>Description</u>	<u>Ref. Std. ID No.:</u>
1 =	Center of chamber	20-01TC-01
2 =	Temperature sensor	20-01TC-02
3 =	Exhaust port	20-01TC-03



Equipment : Autoclave
Condition As-Received : Used Item
Reference : 2207-0250OC-7

Cert. No.: 22TM1185
Page.: 3 of 3

Result of Calibration :- (*) Without Adjustment

Operating parameter Set : Temperature = 120 °C
Sterilization period = 15 minute

UUC* Setting (°C)	UUC* Reading (°C)	Position	Average* Standard Reading (°C)	Stability (± °C)	Pressure Reading (kg/cm ²)	Uncertainty (± °C)	Coverage Factor <i>k</i>
120	-	1	121.644	0.82	1.2	1.2	2
		2	121.524				
		3	121.570				

Average* : The average of 30 values in each position.

Stability : One-half of the greatest maximum difference of measured temperature at any one probe.

UUC* : Unit Under Calibration

Note : The reported uncertainty of measurement was included stability and excluded uniformity .

The reported uncertainty of measurement was based on a standard uncertainty multiplied by a coverage factor *k*, providing a level of confidence of approximately 95 %.

-o0o-



MAINTENANCE AND IPV TEST CERTIFICATE MODEL

Avio 200

Customer :	<u>Environment & Laboratory</u>	Date Tested:	<u>September 9, 2022</u>
		Recommendation Recertification	
Address :	<u>40 Soi Liangmueangnon 13</u>	Period	<u>12</u> Months
	<u>Talad Kwan, Mueang</u>	Recertification Due:	<u>September 9, 2023</u>
	<u>Nonthaburi 11000</u>	Date Last Certified:	<u>January 14, 2021</u>
User Name:	<u>K. Alisa</u>	Visit Number:	<u>1 of 1</u>
Phone:	<u>086-568-4249</u>	PerkinElmer Phone:	<u>02-719-6420 ext 206</u>
E - Mail :		PerkinElmer Fax:	<u>02-318-5597</u>

CONFIGURATION TESTED		
MODEL	SERIAL NUMBER	SOFTWARE
<u>Avio 200</u>	<u>079S16062402</u>	
TESTED EQUIPMENT	CALIBRATION NUMBER	EXPIRATION
<u>IPV Method</u>		
TEST STANDARD USED	PART NUMBER	EXPIRATION DATE
<u>Multielement Standard</u>	<u>N069-1579</u>	<u>Jun 30,2023</u>
<u>Instrument Cal. STD4</u>	<u>N930-0221</u>	<u>Nov 30, 2023</u>
CUSTOMER SUPPLIED	COMMENTS	CUSTOMER INITIALS
<u>2 % HNO3</u>		
<u>10 % HNO3</u>		

MAINTENANCE AND IPV TEST CERTIFICATE MODEL**Avio 200****SERIAL NUMBER:** 079S16062402**DATE TESTED:**September 9, 2022**1. MECHANICAL CHECKS**

A. Inspect and clean all fans and filters.

☐ OK

B. Inspect and replace as necessary, all torch components including the RF coil.

☐ OK

C. Inspect all tubing for sign of clacking or leaking.

☐ OK

D. Adjust water and gas pressure regulator settings.

☐ OK

E. Inspect and leak check pneumatics drawers.

☐ OK

F. Clean the exterior of the instrument.

☐ OK**2. OPTICAL CHECKS**

A. Inspect and clean all optical components.

☐ OK

B. As required, check and replace all purgefilters.

☐ OK

C. Recheck optical alignment.

☐ OK**3. COOLING SYSTEM CHECKS**

A. Perform preventive maintenance on chiller.

☐ OK

B. Flush out the chiller every year.

☐ OK**4. PERFORMANCE CHECKS**

A. Torch View Alignment.

☐ OK

B. Wavelength Calibration.

☐ OK

MAINTENANCE AND IPV TEST CERTIFICATE MODEL

Avio 200

SERIAL NUMBER: 079S16062402		DATE TESTED:		September 9, 2022	
PARAMETER		SPECIFICATION		FINAL VALUE	
Spectral Resolution : UV					
As	193.696 nm	≤ 0.009	nm	0.00765	nm
Ni	231.604 nm	≤ 0.011	nm	0.00885	nm
Ni	341.476 nm	≤ 0.015	nm	0.01268	nm
Spectral Resolution : VIS					
Ba	455.403 nm	≤ 0.020	nm	0.01519	nm
Precision					
Zn	206.200 nm	% RSD	≤ 1.0 %	0.58	%
Mg	280.271 nm	% RSD	≤ 1.0 %	0.17	%
Mg	285.213 nm	% RSD	≤ 1.0 %	0.18	%
Ba	455.403 nm	% RSD	≤ 1.0 %	0.22	%
Detection Limits : Axial					
Tl	190.801 nm	3(sd)		0.25	ppb
As	193.696 nm	3(sd)		1.92	ppb
Se	196.026 nm	3(sd)		0.99	
Pb	220.353 nm	3(sd)		1.24	ppb
Detection Limits : Radial					
As	193.696 nm	3(sd)		1.12	ppb
Zn	213.857 nm	3(sd)		0.06	ppb
Mn	257.610 nm	3(sd)		0.00	ppb
La	379.478 nm	3(sd)		0.09	ppb
Ba	455.403 nm	3(sd)		0.01	ppb
Ba	493.408 nm	3(sd)		0.01	ppb
BEC : Axial (IB X 1000)/(IS-IB)					
Mn	257.610 nm	≤ 30 ppb		4.50	ppb
BEC : Radial (IB X 1000)/(IS-IB)					
Mn	257.610 nm	≤ 30 ppb		5.91	ppb

**MAINTENANCE AND IPV TEST CERTIFICATE MODEL****Avio 200****SERIAL NUMBER:** 079S16062402**DATE TESTED:** September 9, 2022**Remarks :**

Commissioning follow as commissioning performance sheets.

This is to certify that the above tests have been performed and the configuration tested



meets



does not meet


the PerkinElmer Specifications listed on this certificate.

This certificate does not modify PerkinElmer's standard terms and condition of sale,
including warranty terms.


Service Department PerkinElmer Ltd.

Customer Service Engineer:

(



)



TECHNOLOGY PROMOTION ASSOCIATION (THAILAND-JAPAN)
CORPORATE SERVICES 3: EQUIPMENT CALIBRATION AND TESTING SERVICES
534/4 PATTANAKARN ROAD SOI 18, SUANLUANG, SUANLUANG BANGKOK 10250
TEL. 0-2717-3000-27 FAX. 0-2719-9484



Cert. No.: 22TM1184

Page.: 1 of 3

Certificate of Calibration

Equipment : Incubator

Manufacturer : Memmert

Model : BM 500

Serial No. : D593.0342

ID No. : CHI-002

Submitted by : Environment & Laboratory Co.,Ltd.
40 Soi Liangmueangnonthaburi 13,
Talad Kwan, Mueang,
Nonthaburi 11000

Location : Room No. 204

Received Order : 14 July 2022

Calibration Date : 15 July 2022

Ambient Temperature : (26 ± 10) °C

Relative Humidity : (50 ± 30) %

Calibrated by :

Approved by :

Issue Date :

27 July 2022

The Uncertainties are for a confidence probability of approximately 95%

This certificate may not be reproduced other than in full, except with the prior written
Approval of the head of Corporate Services 3 : Equipment Calibration and Testing Services.

A 0043524



Equipment : Incubator
Condition As-Received : Used Item
Reference : 2207-02500C-4

Cert. No.: 22TM1184
Page.: 2 of 3

Procedure Used :-

Calibration were conducted using calibration procedure CP-OT02 according to direct measurement method with Data Acquisition which connected with Resistance Temperature Detector (RTD).

The temperature scale used was based on ITS-90.

Condition of this result of calibration

1. Reference standard instrument:-

<u>Instrument</u>	<u>Model</u>	<u>Serial No.</u>	<u>Cert. No.</u>	<u>Due Date</u>
1) Data Acquisition	34970A	MY44073381	22LM78/1	12 May 2023

2. This certificate is valid only to the item calibrated on date and place of calibration.

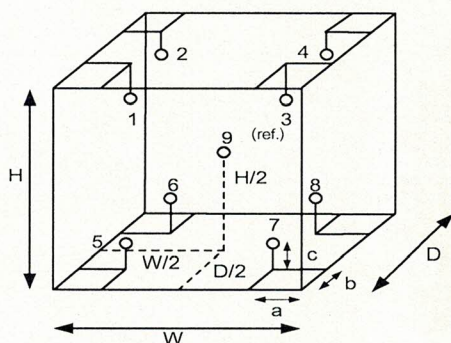
3. This certification is traceable to the International System of Unit.

Result of Calibration :- (*) Without Adjustment

Function of UUC* : Temperature Source

Fresh air setting : Close

Environment during calibration		
	Beginning	Finished
Temp. (°C)	23	22
REL.Humid. (%)	67	66
AC Supply (Volt)	223	224



Position :	Ref. Std. ID No.:
1	1RTD-2/1
2	1RTD-2/2
3	22-01RTD-03
4	1RTD-2/4
5	1RTD-2/5
6	1RTD-2/6
7	1RTD-2/7
8	1RTD-2/8
9 (ref.)	1RTD-2/9

Probe Installation Details :

a = 5.0 cm
b = 5.0 cm
c = 5.0 cm

Dimension of Chamber :

D = 0.40 m
W = 0.56 m
H = 0.48 m
Capacity = 0.11 m³



Equipment : Incubator
Condition As-Received : Used Item
Reference : 2207-0250OC-4
Result of Calibration :- (*) Without Adjustment
Function of UUC* : Temperature Source
Fresh air setting : Close

Cert. No.: 22TM1184

Page.: 3 of 3

Calibration Point (°C)	UUC* Setting (°C)	UUC* Reading (°C)	Temperature stability (± °C)	Temperature uniformity (°C)	Overall Variation (°C)	Uncertainty (± °C)	Coverage Factor <i>k</i>
35.0	35.0	35.0	0.035	0.55	0.63	0.30	2

Calibration Point (°C)	Measured Temperature (°C)								
	Position								
	1	2	3	4	5	6	7	8	9 (ref.)
35.0	35.100	34.653	35.131	34.871	35.067	34.888	35.092	35.235	35.170

Average* : The average of 30 values in each position.

Temperature stability : One-half of the greatest maximum difference of measured temperature at any one sensor

Temperature uniformity : The maximum difference of measured temperatures at any sensors and the measured temperature at the reference location which are observed at the same time or at as close an observation time as possible to determine the temperature pattern or homogeneity within the chamber under steady-state conditions.

Overall Variation : The Difference of the maximum and minimum measured temperatures throughout observation

UUC* : Unit Under Calibration

Note : The reported uncertainty of measurement was included stability and excluded uniformity .

The reported uncertainty of measurement was based on a standard uncertainty multiplied by a coverage factor *k*, providing a level of confidence of approximately 95 %.

-o0o-



TECHNOLOGY PROMOTION ASSOCIATION (THAILAND-JAPAN)
CORPORATE SERVICES 3: EQUIPMENT CALIBRATION AND TESTING SERVICES
534/4 PATTANAKARN ROAD SOI 18, SUANLUANG, SUANLUANG BANGKOK 10250
TEL. 0-2717-3000-27 FAX. 0-2719-9484



Cert.No.: 22CHO415


Page.: 1 of 3

Certificate of Calibration

Equipment : Spectrophotometer
Manufacturer : Hach
Model : DR 3900
Serial No. : 1988383
ID No. : -
Condition As-Received: Used Item
Received Date : 14 July 2022
Calibration Date : 14 July 2022
Reference : 2207-0250OC-11
Submitted by : Environment & Laboratory Co.,Ltd.
40 Soi Liangmueangnonthaburi 13 Talad Kwan,
Mueang, Nonthaburi 11000
Calibration Place : Room No. 304
Ambient Temperature : (27.5 - 27.2) °C (On-Site)
Relative Humidity : (53.2 - 53.8) % (On-Site)
Calibration Procedure : In - house method :
CP-OCH4 based on ASTM E 275-01

Calibrated by :

Approved by :



Approved Signatory

Issue Date :

27 July 2022

The Uncertainties are for a confidence probability of approximately 95%

This certificate may not be reproduced other than in full, except with the prior written
Approval of the head of Corporate Services 3 : Equipment Calibration and Testing Services.

A 0043531



Cert. No. : 22CHO415

Page : 2 of 3

Condition of calibration result

1. Reference Standard Material :

<u>Material</u>	<u>Serial No.</u>	<u>Certificate No.</u>	<u>Due date</u>
1. Absorbance Standard set	8331	86623	08 Sep 2022
2. Wavelength Standard set	14536	89302	19 Jan 2023
3. Wavelength Standard set	14537	89303	19 Jan 2023

2. This certificate is valid only to the item calibrated on date and place of calibration.

3. This certificate is traceable to the International System of Unit maintained at :

- National Physical Laboratory (NPL), The United Kingdom of Great Britain and Northern Ireland
- National Institute of Standards and Technology (NIST), The United States of America

4. Spectral BandWidth : 5 nm

Scan Speed : - nm/min

Calibration Results : without adjustment

Wavelength Accuracy

Certified Values of Reference Material (nm)	UUC Reading (nm)	Uncertainty of Measurement (\pm nm)	Coverage Factor <i>k</i>
418.40	418	0.59	2.00
537.00	536	0.59	2.00
638.00	638	0.66	2.00
747.61	748	0.59	2.00
807.04	807	0.59	2.00



Cert. No. : 22CHO415

Page : 3 of 3

Calibration Results : without adjustment

Photometric Accuracy

Wavelength (nm)	Certified Values of Reference Material (Abs)	UUC Reading (Abs)	Uncertainty of Measurement (\pm Abs)	Coverage Factor <i>k</i>
420.0	Zero	0.000	0.0028	2.00
	0.5723	0.571	0.0034	2.00
	0.7522	0.750	0.0031	2.00
	1.0907	1.089	0.0033	2.00
440.0	Zero	0.000	0.0028	2.00
	0.5616	0.560	0.0034	2.00
	0.7345	0.732	0.0032	2.00
	1.0646	1.063	0.0034	2.00
465.0	Zero	0.000	0.0028	2.00
	0.5118	0.513	0.0034	2.00
	0.6773	0.678	0.0031	2.00
	0.9809	0.983	0.0034	2.00
546.1	Zero	0.000	0.0028	2.00
	0.5228	0.522	0.0030	2.00
	0.6861	0.684	0.0030	2.00
	0.9941	0.992	0.0031	2.00
590.0	Zero	0.000	0.0028	2.00
	0.5546	0.552	0.0029	2.00
	0.7159	0.714	0.0032	2.00
	1.0369	1.032	0.0030	2.00
635.0	Zero	0.000	0.0028	2.00
	0.5401	0.538	0.0029	2.00
	0.6835	0.681	0.0030	2.00
	0.9889	0.987	0.0031	2.00

Remark


- Each individual filter is measured against the empty filter holder (blank) used to zero the spectrophotometer

The reported uncertainty of measurement was based on a standard uncertainty multiplied by a coverage factor *k* , providing a level of confidence of approximately 95 %.

-o0o-



a 1119205



TECHNOLOGY PROMOTION ASSOCIATION (THAILAND-JAPAN)
CORPORATE SERVICES 3: EQUIPMENT CALIBRATION AND TESTING SERVICES
534/4 PATTANAKARN ROAD SOI 18, SUANLUANG, SUANLUANG BANGKOK 10250
TEL. 0-2717-3000-27 FAX. 0-2719-9484



Cert. No.: 22TM1183

Page.: 1 of 3

Certificate of Calibration

Equipment : Water Bath

Manufacturer : Memmert

Model : WB22

Serial No. : I505.0053

ID No. : WAB-01

Submitted by : Environment & Laboratory Co.,Ltd.
40 Soi Liangmueangnonthaburi 13,
Talad Kwan, Mueang,
Nonthaburi 11000

Location : Room No. 303

Received Order : 14 July 2022


Calibration Date : 14 - 15 July 2022

Ambient Temperature : (26 ± 10) °C

Relative Humidity : (50 ± 30) %

Calibrated by :

Approved by :



Issue Date : 27 July 2022

The Uncertainties are for a confidence probability of approximately 95%

This certificate may not be reproduced other than in full, except with the prior written
Approval of the head of Corporate Services 3 : Equipment Calibration and Testing Services.

A 0043523



Equipment : Water Bath
Condition As-Received : Used Item
Reference : 2207-0250OC-3

Cert. No.: 22TM1183
Page.: 2 of 3

Procedure Used :-

Calibration were conducted using in-house calibration procedure CP-OT04 according to direct measurement method with Data Acquisition which connected with Industrial Platinum Resistance Thermometer (IPRT).

The temperature scale used was based on ITS-90.

Condition of this result of calibration

1. Reference standard instrument:-

<u>Instrument</u>	<u>Model</u>	<u>Serial No.</u>	<u>Cert. No.</u>	<u>Due Date</u>
1) Data Acquisition	34970A	MY44073381	22LM78/1	12 May 2023

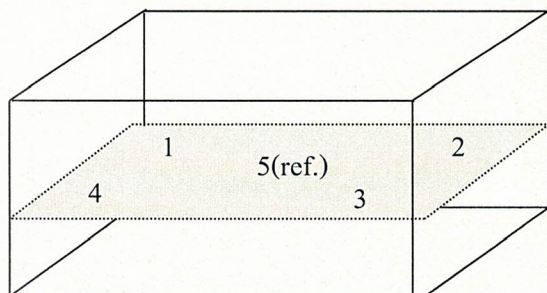
2. This certificate is valid only to the item calibrated on date and place of calibration.

3. This certification is traceable to the International System of Unit.

Result of Calibration :- (*) Without Adjustment

Function of UUC* : Temperature Source

	<u>Environmental</u>		<u>AC Voltage Supply</u>
	(°C)	(%R.H.)	(Volt)
Beginning of Calibration	31	45	219
Finished of Calibration	30	52	218



Front

<u>Position :</u>	<u>Ref. Std. S/N.:</u>
1	4803988-006
2	4803988-007
3	4804539-014
4	4804539-015
5(ref.)	4804539-016



Equipment : Water Bath
Condition As-Received : Used Item
Reference : 2207-0250OC-3
Result of Calibration :- (*) Without Adjustment
Function of UUC* : Temperature Source

Cert. No.: 22TM1183

Page.: 3 of 3

Calibration point (°C)	UUC* Setting (°C)	UUC* Reading (°C)	Average* Standard Reading (°C)				
			Position				
			1	2	3	4	5 (ref.)
44.5	44.5	44.5	44.514	44.511	44.517	44.498	44.519
60.0	60.0	60.0	60.015	60.009	60.009	59.982	59.991

Calibration point (°C)	Uniformity (°C)	Stability (± °C)	Uncertainty (± °C)	Coverage Factor <i>k</i>
44.5	0.047	0.028	0.15	2
60.0	0.073	0.035	0.15	2

Average* : The average of 30 values in each position.

Uniformity : The maximum difference of measured temperatures at any sensors and the measured temperature at the reference location which are observed at the same time or at as close an observation time as possible to determine the temperature pattern or homogeneity within the chamber under steady-state conditions.

Stability : One-half of the greatest maximum difference of measured temperature at any one probe.

UUC* : Unit Under Calibration

Note : The reported uncertainty of measurement was included stability and excluded uniformity.

The reported uncertainty of measurement was based on a standard uncertainty multiplied by a coverage factor *k*, providing a level of confidence of approximately 95 %.

-o0o-



ภาคผนวก ช

ห้องปฏิบัติการวิเคราะห์เอกชน



ที่ อก ๐๓๑๐(๑)/ ๑๖๕๕



กรมโรงงานอุตสาหกรรม
ถนนพระรามที่ ๖ แขวงทุ่งพญาไท
เขตราชเทวี กรุงเทพฯ ๑๐๔๐๐

๒ ๓ กุมภาพันธ์ ๒๕๖๓

เรื่อง ต่ออายุหนังสือรับขึ้นทะเบียนห้องปฏิบัติการวิเคราะห์เอกชน

เรียน กรรมการผู้จัดการ บริษัท ทีเอ็นพี เอ็นไวรอนเมนท์ จำกัด


อ้างถึง คำขอขึ้นทะเบียน/ต่ออายุ/เปลี่ยนแปลงบุคลากร และชนิดสารมลพิษของห้องปฏิบัติการวิเคราะห์เอกชน
ลงวันที่ ๑๙ ธันวาคม ๒๕๖๖

สิ่งที่ส่งมาด้วย เอกสารแนบท้ายหนังสือต่ออายุรับขึ้นทะเบียนห้องปฏิบัติการวิเคราะห์เอกชน
บริษัท ทีเอ็นพี เอ็นไวรอนเมนท์ จำกัด จำนวน ๒ แผ่น

ตามหนังสือที่อ้างถึง บริษัท ทีเอ็นพี เอ็นไวรอนเมนท์ จำกัด ขอต่ออายุหนังสือรับขึ้นทะเบียน
ห้องปฏิบัติการวิเคราะห์เอกชน เลขทะเบียน ว-๓๑๘ สถานที่ตั้งเลขที่ ๓๓๒/๑๗๓ หมู่ที่ ๓ ตำบลบางรักพัฒนา
อำเภอบางบัวทอง จังหวัดนนทบุรี ต่อกรมโรงงานอุตสาหกรรม นั้น


กรมโรงงานอุตสาหกรรมพิจารณาแล้ว ให้บริษัท ทีเอ็นพี เอ็นไวรอนเมนท์ จำกัด ต่ออายุหนังสือ
รับขึ้นทะเบียนห้องปฏิบัติการวิเคราะห์เอกชน โดยมีองค์ประกอบดังนี้

ก. ผู้ควบคุมดูแลห้องปฏิบัติการวิเคราะห์



ทะเบียนเลขที่ ว-๓๑๘-ค-๐๐๐๒
ทะเบียนเลขที่ ว-๓๑๘-ค-๐๐๐๓
ทะเบียนเลขที่ ว-๓๑๘-ค-๐๐๐๔
ทะเบียนเลขที่ ว-๓๑๘-ค-๐๐๐๕
ทะเบียนเลขที่ ว-๓๑๘-ค-๐๐๐๖

ข. เจ้าหน้าที่ประจำห้องปฏิบัติการวิเคราะห์



ทะเบียนเลขที่ ว-๓๑๘-จ-๐๐๐๓
ทะเบียนเลขที่ ว-๓๑๘-จ-๐๐๐๖
ทะเบียนเลขที่ ว-๓๑๘-จ-๐๐๐๗
ทะเบียนเลขที่ ว-๓๑๘-จ-๐๐๐๘
ทะเบียนเลขที่ ว-๓๑๘-จ-๐๐๐๙
ทะเบียนเลขที่ ว-๓๑๘-จ-๐๐๑๐
ทะเบียนเลขที่ ว-๓๑๘-จ-๐๐๑๓
ทะเบียนเลขที่ ว-๓๑๘-จ-๐๐๑๕
ทะเบียนเลขที่ ว-๓๑๘-จ-๐๐๑๖
ทะเบียนเลขที่ ว-๓๑๘-จ-๐๐๑๗
ทะเบียนเลขที่ ว-๓๑๘-จ-๐๐๑๘
ทะเบียนเลขที่ ว-๓๑๘-จ-๐๐๑๙




ทะเบียนเลขที่ ว-๓๑๘-จ-๐๐๒๐
ทะเบียนเลขที่ ว-๓๑๘-จ-๐๐๒๑
ทะเบียนเลขที่ ว-๓๑๘-จ-๐๐๒๒
ทะเบียนเลขที่ ว-๓๑๘-จ-๐๐๒๓
ทะเบียนเลขที่ ว-๓๑๘-จ-๐๐๒๔
ทะเบียนเลขที่ ว-๓๑๘-จ-๐๐๒๕
ทะเบียนเลขที่ ว-๓๑๘-จ-๐๐๒๖

ค. ขอบข่ายสารมลพิษที่ได้รับขึ้นทะเบียนให้วิเคราะห์ในน้ำเสีย น้ำใต้ดิน อากาศเสีย และ
สิ่งปฏิกูลหรือวัสดุที่ไม่ใช้แล้ว ตามสิ่งที่ส่งมาด้วย

หนังสือฉบับนี้จะหมดอายุในวันที่ ๑๔ มกราคม ๒๕๗๐ หากประสงค์จะต่ออายุหนังสือ
รับขึ้นทะเบียนห้องปฏิบัติการวิเคราะห์เอกชน สามารถยื่นคำขอผ่านระบบอิเล็กทรอนิกส์ได้ที่หน้าเว็บไซต์
กรมโรงงานอุตสาหกรรม

จึงเรียนมาเพื่อทราบ



กองวิจัยและเตือนภัยมลพิษโรงงาน

กลุ่มมาตรฐานวิธีการวิเคราะห์ทดสอบมลพิษและทะเบียนห้องปฏิบัติการ

โทร. ๐ ๒๔๓๐ ๖๓๑๒ ต่อ ๒๑๐๓-๕

โทรสาร ๐ ๒๔๓๐ ๖๓๑๒ ต่อ ๒๑๙๙

ไปรษณีย์อิเล็กทรอนิกส์ saraban@diw.mail.go.th



เอกสารแนบท้ายหนังสือต่ออายุรับขึ้นทะเบียนห้องปฏิบัติการวิเคราะห์เอกชน

บริษัท ทีเอ็นที เอ็นไวรอนเม้นท์ จำกัด

เลขทะเบียน ว-๓๑๘

ที่ อก ๐๓๑๐(๑)/ ๑๖๕๕

ลงวันที่ ๒๓ กุมภาพันธ์ ๒๕๖๗

ขอขยายสารมลพิษที่ได้รับขึ้นทะเบียนจากกรมโรงงานอุตสาหกรรม จำนวน ๑๑ รายการ

น้ำเสีย จำนวน 7 รายการ

ลำดับที่	สารมลพิษ	วิธีวิเคราะห์
1	Biochemical Oxygen Demand	1) 5-Day BOD Test, Azide Modification Method ^[2] 2) 5-Day BOD Test, Membrane Electrode Method ^[2]
2	Oil & Grease	Liquid-Liquid, Partition-Gravimetric Method ^[2]
3	pH	Electrometric Method ^[2]
4	Sulfide	Iodometric Method ^[2]
5	Temperature	Laboratory and Field Methods ^[2]
6	Total Dissolved Solids	Dried at 180 °C ^[2]
7	Total Suspended Solids	Dried from 103 to 105 °C ^[2]

น้ำใต้ดิน จำนวน 1 รายการ

ลำดับที่	สารมลพิษ	วิธีวิเคราะห์
1	pH	Electrometric Method ^[2]

อากาศเสีย (ปล่องระบาย) จำนวน 2 รายการ

ลำดับที่	สารมลพิษ	วิธีวิเคราะห์
1	Opacity	Ringelmann's Method ^[1]
2	Total Suspended Particulate	Isokinetic Sampling, Gravimetric Method ^[3]

สิ่งปฏิกูลหรือวัสดุที่ไม่ใช้แล้ว จำนวน 1 รายการ

ลำดับที่	สารมลพิษ	วิธีวิเคราะห์
1	pH	Electrometric Method ^[4,5]

เอกสารอ้างอิง...

เอกสารอ้างอิง

1. กระทรวงอุตสาหกรรม. ประกาศกระทรวงอุตสาหกรรม, พ.ศ. 2549. เรื่อง กำหนดค่าปริมาณเขม่าควันที่เจือปนในอากาศที่ระบายออกจากปล่องของหม้อน้ำโรงสีข้าวที่ใช้แก๊สเป็นเชื้อเพลิง.

ราชกิจจานุเบกษา. 4 ธันวาคม 2549. เล่มที่ 123 ตอนพิเศษ 125ง.

2. APHA, AWWA, WEF. **Standard Methods for the Examination of Water and Wastewater**. 24th ed. Washington, DC: APHA, 2023.

3. United States Environmental Protection Agency. **Standards of Performance for New Stationary Sources**. 40 CFR 60. Appendix A, 2023.

4. United States Environmental Protection Agency. Test Methods for Evaluating Solid Waste Physical/Chemical Methods. **pH Electrometric Measurement**. SW-846 Method 9040C, 2004.

5. United States Environmental Protection Agency. Test Methods for Evaluating Solid Waste Physical/Chemical Methods. **Soil and Waste pH**. SW-846 Method 9045D, 2004

ที่ อก ๐๓๑๐(๑)/ ๙๖๖ ๘



กรมโรงงานอุตสาหกรรม
ถนนพระรามที่ ๖ แขวงทุ่งพญาไท
เขตราชเทวี กรุงเทพฯ ๑๐๔๐๐

๒๓ กันยายน ๒๕๖๗

เรื่อง เปลี่ยนแปลงบุคลากรและสารมลพิษที่วิเคราะห์

เรียน กรรมการผู้จัดการ บริษัท ทีเอ็นพี เอ็นไวรอนเม้นท์ จำกัด

อ้างถึง คำขอขึ้นทะเบียน/ต่ออายุ/เปลี่ยนแปลงบุคลากร และชนิดสารมลพิษของห้องปฏิบัติการวิเคราะห์เอกชน
ลงวันที่ ๒๖ กรกฎาคม ๒๕๖๗

สิ่งที่ส่งมาด้วย เอกสารแนบท้ายหนังสือเปลี่ยนแปลงบุคลากรและสารมลพิษที่วิเคราะห์
บริษัท ทีเอ็นพี เอ็นไวรอนเม้นท์ จำกัด จำนวน ๑ แผ่น

ตามคำขอที่อ้างถึง บริษัท ทีเอ็นพี เอ็นไวรอนเม้นท์ จำกัด ห้องปฏิบัติการวิเคราะห์เอกชน
เลขทะเบียน ว-๓๑๘ สถานที่ตั้งเลขที่ ๓๓๒/๑๗๓ หมู่ที่ ๓ ตำบลบางรักพัฒนา อำเภอบางบัวทอง จังหวัดนนทบุรี
ขอเปลี่ยนแปลงบุคลากรและสารมลพิษที่วิเคราะห์ ความละเอียดแจ้งแล้ว นั้น

กรมโรงงานอุตสาหกรรมพิจารณาแล้ว มีความเห็นดังนี้

ก. ให้ยกเลิกเจ้าหน้าที่ห้องปฏิบัติการวิเคราะห์เอกชน จำนวน ๖ ราย



ทะเบียนเลขที่ ว-๓๑๘-จ-๐๐๐๓

ทะเบียนเลขที่ ว-๓๑๘-จ-๐๐๐๘

ทะเบียนเลขที่ ว-๓๑๘-จ-๐๐๑๐

ทะเบียนเลขที่ ว-๓๑๘-จ-๐๐๑๓

ทะเบียนเลขที่ ว-๓๑๘-จ-๐๐๑๖


ทะเบียนเลขที่ ว-๓๑๘-จ-๐๐๒๐

ข. ให้เพิ่มขอบข่ายสารมลพิษที่วิเคราะห์ในน้ำ/น้ำเสีย ตามสิ่งที่ส่งมาด้วย

อนึ่ง หนังสือฉบับนี้จะหมดอายุพร้อมหนังสือต่ออายุรับขึ้นทะเบียนห้องปฏิบัติการวิเคราะห์เอกชน
คือในวันที่ ๑๔ มกราคม ๒๕๗๐ ทั้งนี้สามารถยื่นคำขอผ่านระบบอิเล็กทรอนิกส์ได้ที่หน้าเว็บไซต์กรมโรงงาน
อุตสาหกรรม

จึงเรียนมาเพื่อทราบ

ขอแสดงความนับถือ



กองวิจัยและเตือนภัยมลพิษโรงงาน

กลุ่มมาตรฐานวิธีการวิเคราะห์ทดสอบมลพิษและทะเบียนห้องปฏิบัติการ

โทร. ๐ ๒๔๓๐ ๖๓๑๒ ต่อ ๒๑๐๓-๕

โทรสาร ๐ ๒๔๓๐ ๖๓๑๒ ต่อ ๒๑๙๙

ไปรษณีย์อิเล็กทรอนิกส์ saraban@diw.mail.go.th



“อุตสาหกรรมก้าวไกล ประเทศไทยก้าวหน้า ร่วมกันพัฒนา อุตสาหกรรมสีเขียว”



เอกสารแนบท้ายหนังสือเปลี่ยนแปลงบุคลากรและสารมลพิษที่วิเคราะห์

บริษัท ทีเอ็นพี เอ็นไวรอนเม้นท์ จำกัด

เลขทะเบียน ว-๓๑๘

ที่ อก ๐๓๑๐(๑)/ ๙๖๖๘

ลงวันที่ ๒๓ กันยายน ๒๕๖๗

ขอข่ายสารมลพิษที่ได้รับการขึ้นทะเบียนจากกรมโรงงานอุตสาหกรรม จำนวน ๓ รายการ

น้ำ/น้ำเสีย จำนวน 3 รายการ

ลำดับที่	สารมลพิษ	วิธีวิเคราะห์
1	Chemical Oxygen Demand	Closed Reflux, Titrimetric Method
2	Chromium (VI)	Colorimetric Method
3	Free Chlorine	Iodometric Method

เอกสารอ้างอิง

APHA, AWWA, WEF. **Standard Methods for the Examination of Water and Wastewater.**
24th ed. Washington DC: APHA Press; 2023.

ที่ อก ๐๓๑๐(๑)/ ๑๒๑๐ ๙



กรมโรงงานอุตสาหกรรม

ถนนพระรามที่ ๖ แขวงทุ่งพญาไท

เขตราชเทวี กรุงเทพฯ ๑๐๕๐๐

๙ ธันวาคม ๒๕๖๗

เรื่อง ยกเลิกบุคลากรของห้องปฏิบัติการวิเคราะห์

เรียน กรรมการผู้จัดการ บริษัท ทีเอ็นพี เอ็นไวรอนเม้นท์ จำกัด

อ้างถึง คำขอขึ้นทะเบียน/ต่ออายุ/เปลี่ยนแปลงบุคลากร และชนิดสารมลพิษของห้องปฏิบัติการวิเคราะห์เอกชน
ลงวันที่ ๒๑ พฤศจิกายน ๒๕๖๗

ตามคำขอที่อ้างถึง บริษัท ทีเอ็นพี เอ็นไวรอนเม้นท์ จำกัด ห้องปฏิบัติการวิเคราะห์เอกชน
เลขทะเบียน ว-๓๑๘ สถานที่ตั้งเลขที่ ๓๓๒/๑๗๓ หมู่ที่ ๓ ตำบลบางรักพัฒนา อำเภอบางบัวทอง จังหวัดนนทบุรี
ขอยกเลิกบุคลากร ความละเอียดแจ้งแล้ว นั้น

กรมโรงงานอุตสาหกรรมพิจารณาแล้ว มีความเห็นดังนี้


๑. ให้ยกเลิกผู้ควบคุมดูแลห้องปฏิบัติการวิเคราะห์ จำนวน ๒ ราย



ทะเบียนเลขที่ ว-๓๑๘-ค-๐๐๐๕

ทะเบียนเลขที่ ว-๓๑๘-ค-๐๐๐๖

๒. ให้ยกเลิกเจ้าหน้าที่ประจำห้องปฏิบัติการวิเคราะห์ จำนวน ๔ ราย




ทะเบียนเลขที่ ว-๓๑๘-จ-๐๐๐๙

ทะเบียนเลขที่ ว-๓๑๘-จ-๐๐๑๗

ทะเบียนเลขที่ ว-๓๑๘-จ-๐๐๑๘

ทะเบียนเลขที่ ว-๓๑๘-จ-๐๐๒๐

จึงเรียนมาเพื่อทราบ



กองวิจัยและเตือนภัยมลพิษโรงงาน

กลุ่มมาตรฐานวิธีการวิเคราะห์ทดสอบมลพิษและทะเบียนห้องปฏิบัติการ

โทร. ๐ ๒๔๓๐ ๖๓๑๒ ต่อ ๒๑๐๓-๕

โทรสาร ๐ ๒๔๓๐ ๖๓๑๒ ต่อ ๒๑๙๙

ไปรษณีย์อิเล็กทรอนิกส์ saraban@diw.mail.go.th



“อุตสาหกรรมก้าวไกล ประเทศไทยก้าวหน้า ร่วมกันพัฒนา อุตสาหกรรมสีเขียว”





ใบรับรองเลขที่ 23-LB0055
(Certificate No.)

ใบรับรองระบบงาน (Certificate of Accreditation)

อาศัยอำนาจตามความในพระราชบัญญัติการมาตรฐานแห่งชาติ พ.ศ. ๒๕๕๑
(By Virtue of National Standardization Act B.E. 2551 (2008))

เลขาธิการสำนักงานมาตรฐานผลิตภัณฑ์อุตสาหกรรม
(Secretary-General, Thai Industrial Standards Institute)

ออกใบรับรองฉบับนี้ให้
(Issues this certificate to)

บริษัท ทีเอ็นพี เอ็นไวรอนเม้นท์ จำกัด
(TNP ENVIRONMENT CO.,LTD.)

ตั้งอยู่เลขที่
(Address)

๓๓๒/๑๗๓ หมู่ที่ ๓ ตำบลบางรักพัฒนา อำเภอบางบัวทอง จังหวัดนนทบุรี
332/173 Moo 3, Bang Rak Phatthana, Bang Bua Thong, Nonthaburi

ได้รับการรับรองความสามารถ
(Certificate of competence)

ตามมาตรฐานเลขที่ มอก. ๑๗๐๒๕ - ๒๕๖๑
(Standard No. TIS 17025-2561 (2018) (ISO/IEC 17025: 2017))

ข้อกำหนดทั่วไปว่าด้วยความสามารถของ ห้องปฏิบัติการทดสอบและห้องปฏิบัติการสอบเทียบ
General requirements for the competence of testing and calibration laboratories

หมายเลขการรับรองที่ ทดสอบ ๑๖๗๙
(Accreditation No. Testing 1679)

โดยมีรายละเอียดสาขาและขอบข่ายที่ได้ใบรับรอง แสดงไว้ใน QR CODE และ www.tisi.go.th
(Details of the scheme and scope of the certificate are shown in QR CODE and www.tisi.go.th)

ออกให้ ณ วันที่ ๒๘ ธันวาคม พ.ศ. ๒๕๖๕
(Issue date : 28 December B.E. 2565 (2022))



e1328e0a

รายละเอียดสาขาและขอบข่ายใบรับรองห้องปฏิบัติการ

(Scope of Accreditation for Testing)

ใบรับรองเลขที่ 23-LB0055

(Certification No.23-LB0055)



ชื่อห้องปฏิบัติการ

(Laboratory Name)

บริษัท ทีเอ็นพี เอ็นไวรอนเม้นท์ จำกัด

(TNP ENVIRONMENT CO.,LTD.)

หมายเลขการรับรองที่

(Accreditation No.)

ทดสอบ 1679

(Testing 1679)

ฉบับที่ 02

(Issue No. 02)

ออกให้ตั้งแต่วันที่ 18 พฤศจิกายน พ.ศ. 2567

(Valid from)

(18 November B.E. 2567 (2024))

ถึงวันที่ 18 ธันวาคม พ.ศ. 2570

(Until)

(18 December B.E. 2570 (2027))

สถานภาพห้องปฏิบัติการ

(Laboratory status)

☒ ถาวร

(Permanent)

☐ นอกสถานที่

(Site)

☐ ชั่วคราว

(Temporary)

☐ เคลื่อนที่

(Mobile)

☐ หลายสถานที่

(Multisite)

สาขาการทดสอบ (Field of Testing)	รายการทดสอบ (Parameter)	วิธีทดสอบ (Test Method)
<p>สาขาสังแวดล้อม (environmental field)</p> <p>น้ำและน้ำเสีย (water and wastewater)</p>	<p>- pH 2.0 to 10.0</p> <p>- Total suspended solids (TSS) 5.0 mg/L to 20 000 mg/L</p> <p>- Total dissolved solids (TDS) 10 mg/L to 20 000 mg/L</p> <p>- Total solids (TS) 10 mg/L to 20 000 mg/L</p> <p>- Chemical Oxygen Demand (COD) 10 mg/L to 10 000 mg/L</p>	<p>- Standard Methods for the Examination of Water and Wastewater, APHA, AWWA, WEF, 24th edition, 2023, part 4500-H⁺ B</p> <p>- Standard Methods for the Examination of Water and Wastewater, APHA, AWWA, WEF, 24th edition, 2023, part 2540 D</p> <p>- Standard Methods for the Examination of Water and Wastewater, APHA, AWWA, WEF, 24th edition, 2023, part 2540 C</p> <p>- Standard Methods for the Examination of Water and Wastewater, APHA, AWWA, WEF, 24th edition, 2023, part 2540 B</p> <p>- Standard Methods for the Examination of Water and Wastewater, APHA, AWWA, WEF, 24th edition, 2023, part 5220 C</p>

กระทรวงอุตสาหกรรมสำนักงานมาตรฐานผลิตภัณฑ์อุตสาหกรรม

(Ministry of Industry, Thai Industrial Standards Institute)

รายละเอียดสาขาและขอบข่ายใบรับรองห้องปฏิบัติการ

(Scope of Accreditation for Testing)

ใบรับรองเลขที่ 23-LB0055

(Certification No. 23-LB0055)



ฉบับที่ 02

(Issue No. 02)

ออกให้ตั้งแต่วันที่ 18 พฤศจิกายน พ.ศ. 2567

(Valid from)

(18 November B.E. 2567 (2024))

ถึงวันที่ 18 ธันวาคม พ.ศ. 2570

(Until)

(18 December B.E. 2570 (2027))

สถานภาพห้องปฏิบัติการ

(Laboratory status)

☒ ถาวร

(Permanent)

☐ นอกสถานที่

(Site)

☐ ชั่วคราว

(Temporary)

☐ เคลื่อนที่

(Mobile)

☐ หลายสถานที่

(Multisite)

สาขาการทดสอบ (Field of Testing)	รายการทดสอบ (Parameter)	วิธีทดสอบ (Test Method)
<p>สาขาสังแวดล้อม (environmental field)</p> <p>น้ำและน้ำเสีย (ต่อ) (water and wastewater) ((Cont.))</p>	<p>- Total hardness 1 mg/L to 10 000 mg/L (expressed as CaCO₃)</p>	<p>- Standard Methods for the Examination of Water and Wastewater, APHA, AWWA, WEF, 24th edition, 2023, part 2340 C</p>
<p>สาขาโคคภัณฑ์ (consumer products field)</p> <p>น้ำดื่ม (drinking water)</p>	<p>- pH 2.0 to 10.0</p> <p>- Total dissolved solids (TDS) 10 mg/L to 20 000 mg/L</p> <p>- Total solids (TS) 10 mg/L to 20 000 mg/L</p> <p>- Total hardness 1 mg/L to 10 000 mg/L (expressed as CaCO₃)</p>	<p>- Standard Methods for the Examination of Water and Wastewater, APHA, AWWA, WEF, 24th edition, 2023, part 4500-H⁺ B</p> <p>- Standard Methods for the Examination of Water and Wastewater, APHA, AWWA, WEF, 24th edition, 2023, part 2540 C</p> <p>- Standard Methods for the Examination of Water and Wastewater, APHA, AWWA, WEF, 24th edition, 2023, part 2540 B</p> <p>- Standard Methods for the Examination of Water and Wastewater, APHA, AWWA, WEF, 24th edition, 2023, part 2340 C</p>

กระทรวงอุตสาหกรรมสำนักงานมาตรฐานผลิตภัณฑ์อุตสาหกรรม

(Ministry of Industry, Thai Industrial Standards Institute)

Certificate of Registration

QUALITY MANAGEMENT SYSTEM - ISO 9001:2015

This is to certify that:

TNP ENVIRONMENT Co., Ltd.
332/173 Moo 3,
Bangrukphattana,
Bangbuangtong,
Nonthaburi
11110
Thailand

บริษัท ทีเอ็นพี เอ็นไวรอนเมนต์ จำกัด
332/173 หมู่ 3,
ตำบลบางรักพัฒนา
อำเภอบางบัวทอง
จังหวัดนนทบุรี
11110
ประเทศไทย

Holds Certificate Number:

FS 749573

and operates a Quality Management System which complies with the requirements of ISO 9001:2015 for the following scope:

The provision of water quality, ambient air quality, noise level, vibration level monitoring services and monitoring report.

ให้บริการติดตามตรวจสอบคุณภาพน้ำ, คุณภาพอากาศในบรรยากาศทั่วไป, ระดับเสียง, ความสั่นสะเทือนและจัดทำรายงานผลการปฏิบัติตามมาตรการป้องกันและแก้ไขผลกระทบสิ่งแวดล้อม

For and on behalf of BSI:

Original Registration Date: 2021-09-25

Latest Revision Date: 2021-09-25

Effective Date: 2021-09-25

Expiry Date: 2024-09-24

Page: 1 of 1



...making excellence a habit.™

This certificate was issued electronically and remains the property of BSI and is bound by the conditions of contract.

An electronic certificate can be authenticated [online](https://www.bsi-global.com/ClientDirectory).

Printed copies can be validated at www.bsi-global.com/ClientDirectory or telephone +66(2) 2944889-92.

Further clarifications regarding the scope of this certificate and the applicability of ISO 9001:2015 requirements may be obtained by consulting the organization.

This certificate is valid only if provided original copies are in complete set.

ที่ อก ๐๓๑๐(๑)/ ๑๒๑๐ ๙



กรมโรงงานอุตสาหกรรม

ถนนพระรามที่ ๖ แขวงทุ่งพญาไท

เขตราชเทวี กรุงเทพฯ ๑๐๕๐๐

๙ ธันวาคม ๒๕๖๗

เรื่อง ยกเลิกบุคลากรของห้องปฏิบัติการวิเคราะห์

เรียน กรรมการผู้จัดการ บริษัท ทีเอ็นพี เอ็นไวรอนเม้นท์ จำกัด

อ้างถึง คำขอขึ้นทะเบียน/ต่ออายุ/เปลี่ยนแปลงบุคลากร และชนิดสารมลพิษของห้องปฏิบัติการวิเคราะห์เอกชน
ลงวันที่ ๒๑ พฤศจิกายน ๒๕๖๗

ตามคำขอที่อ้างถึง บริษัท ทีเอ็นพี เอ็นไวรอนเม้นท์ จำกัด ห้องปฏิบัติการวิเคราะห์เอกชน
เลขทะเบียน ว-๓๑๘ สถานที่ตั้งเลขที่ ๓๓๒/๑๗๓ หมู่ที่ ๓ ตำบลบางรักพัฒนา อำเภอบางบัวทอง จังหวัดนนทบุรี
ขอยกเลิกบุคลากร ความละเอียดแจ้งแล้ว นั้น

กรมโรงงานอุตสาหกรรมพิจารณาแล้ว มีความเห็นดังนี้


๑. ให้ยกเลิกผู้ควบคุมดูแลห้องปฏิบัติการวิเคราะห์ จำนวน ๒ ราย



ทะเบียนเลขที่ ว-๓๑๘-ค-๐๐๐๕

ทะเบียนเลขที่ ว-๓๑๘-ค-๐๐๐๖

๒. ให้ยกเลิกเจ้าหน้าที่ประจำห้องปฏิบัติการวิเคราะห์ จำนวน ๔ ราย



ทะเบียนเลขที่ ว-๓๑๘-จ-๐๐๐๙


ทะเบียนเลขที่ ว-๓๑๘-จ-๐๐๑๗

ทะเบียนเลขที่ ว-๓๑๘-จ-๐๐๑๘

ทะเบียนเลขที่ ว-๓๑๘-จ-๐๐๒๐

จึงเรียนมาเพื่อทราบ

ขอแสดงความนับถือ



กองวิจัยและเตือนภัยมลพิษโรงงาน

กลุ่มมาตรฐานวิธีการวิเคราะห์ทดสอบมลพิษและทะเบียนห้องปฏิบัติการ

โทร. ๐ ๒๔๓๐ ๖๓๑๒ ต่อ ๒๑๐๓-๕

โทรสาร ๐ ๒๔๓๐ ๖๓๑๒ ต่อ ๒๑๙๙

ไปรษณีย์อิเล็กทรอนิกส์ saraban@diw.mail.go.th



“อุตสาหกรรมก้าวไกล ประเทศไทยก้าวหน้า ร่วมกันพัฒนา อุตสาหกรรมสีเขียว”

