

# ภาคผนวก จ

---

ใบรับรองการสอบเทียบเครื่องมือ



right solutions.  
right partner.

รายการเครื่องมือที่ใช้ในการวิเคราะห์ / ทดสอบ

Sample Name	Parameter	Equipment Name	ID No.	Calibrated Date	Next Cal	Freq. Calibrate (Months)
Ambient	Particulate Matter (PM 2.5)	PM 2.5 Air SAMPLER	BKK_FS0976	-	-	On site Calibration
Ambient	Particulate Matter (PM 2.5)	PM 2.5 Air SAMPLER	RYG_FS0194	-	-	On site Calibration
Ambient	Particulate Matter (PM 2.5)	Digital Balance	RYG_EN0001	22-Feb-24	22-Feb-25	12
Ambient	Particulate Matter (PM-10)	High Volume	RYG_FS0667	-	-	On site Calibration
Ambient	Particulate Matter (PM-10)	High Volume	RYG_FS0665	-	-	On site Calibration
Ambient	Particulate Matter (PM-10)	Digital Balance	RYG_EN0001	22-Feb-24	22-Feb-25	12
Ambient	Total Suspended Particulate	High Volume	RYG_FS0663	-	-	On site Calibration
Ambient	Total Suspended Particulate	High Volume	RYG_FS0396	-	-	On site Calibration
Ambient	Total Suspended Particulate	Digital Balance	RYG_EN0001	22-Feb-24	22-Feb-25	12
Ambient	Wind Speed / Wind Direction	Wind Speed / Wind Direction	RYG_FS0647	20-Jun-23	20-Dec-24	18
Noise	Leq 24 hrs	Sound Calibrator	RYG_FS0215	20-Sep-23	20-Sep-24	12
Noise	Leq 24 hrs	Sound Level Meter	RYG_FS0027	22-Jan-24	21-Jan-25	12
Noise	Leq 24 hrs	Sound Level Meter	RYG_FS0390	7-Nov-23	7-Nov-24	12
Noise	Leq 24 hrs	Sound Level Meter	RYG_FS0616	5-Jan-24	4-Jan-25	12
Noise	Leq 24 hrs	Sound Level Meter	RYG_FS0618	12-Jan-24	11-Jan-25	12
Noise	Leq 24 hrs	Sound Level Meter	RYG_FS0620	12-Jan-24	11-Jan-25	12
Noise	Leq 24 hrs	Sound Level Meter	RYG_FS0621	12-Jan-24	11-Jan-25	12
Noise	Noise Annoyance	Sound Calibrator	RYG_FS0215	20-Sep-23	20-Sep-24	12
Noise	Noise Annoyance	Sound Level Meter	RYG_FS0027	22-Jan-24	21-Jan-25	12
Noise	Noise Annoyance	Sound Level Meter	RYG_FS0390	7-Nov-23	7-Nov-24	12
Noise	Noise Annoyance	Sound Level Meter	RYG_FS0617	12-Jan-24	11-Jan-25	12
Noise	Noise Annoyance	Sound Level Meter	RYG_FS0619	12-Jan-24	11-Jan-25	12
Rayong Lab	pH at 25 °C	pH Meter	RYG_EN0152	14-Dec-23	14-Dec-24	12
Rayong Lab	Total Suspended Solids	Electronic Balance	RYG_EN0002	22-Feb-24	22-Feb-25	12
Rayong Lab	Total Suspended Solids	Hot Air Oven	RYG_EN0010	20-Oct-22	20-Apr-24	18
Rayong Lab	Total Dissolved Solids 180°C	Electronic Balance	RYG_EN0002	22-Feb-24	22-Feb-25	12
Rayong Lab	Total Dissolved Solids 180°C	Hot Air Oven	RYG_EN0010	20-Oct-22	20-Apr-24	18
Rayong Lab	Oil & Grease	Electronic Balance	RYG_EN0002	22-Feb-24	22-Feb-25	12
Rayong Lab	Oil & Grease	Hot Air Oven	RYG_EN0006	20-Oct-22	20-Apr-24	18
Rayong Lab	Oil & Grease	Water Bath	RYG_EN0061	20-Oct-22	20-Apr-24	18
Rayong Lab	Temperature	Digital Thermometer	RYG_FS0569	12-Apr-23	12-Apr-24	12



## PM 2.5 Calibration Data Sheet

Project :	IRPC Clean Power Co.,Ltd.	Barometric Pressure (mmHg) :	758
Calibrate Location :	วิทยาลัยเทคโนโลยีไออาร์พีซี (A1)	Temperature ( °C) :	33
Calibrate Date :	5-Apr-24	Calibrate Sheet :	C-50424-BKK_FS0976
Calibrator ID :	BKK_FS0616	PM 2.5 ID :	BKK_FS0976
Calibrator Brand :	DELTA CAL (For PM2.5)	PM 2.5 Brand :	TISCH
Calibrator Model :	BGI	PM 2.5 Model :	TE-WILBUR-2.5
Calibrator S/N :	000887	PM 2.5 S/N :	0295

Calibration Data					
Leak Check	Criteria	Time Start	Time Stop	Check	
External Leak*	> 75 cm of water	12.40	12.45	Passed	
Pressure	Criteria	STD. Pressure	Sample Pressure	Check	
Ambient Pressure	STD. $\pm$ 10 mmHg	758	757	Passed	
Temperature	Criteria	STD. Temp.	Sample Temp.	Check	
Ambient Sensor	STD. $\pm$ 2°C	34	33	Passed	
Filter Sensor	STD. $\pm$ 2°C	33	34	Passed	
Flow rate	Criteria	Design Flow	Sample Flow	Adjustment	Remark
Flow Rate Check	$15.84 \leq \text{Flow} \leq 17.51$	16.67 Lpm	16.7	-	

\*Passed = that indicates a leak of less than 80 mL/min.

Calibrated By

( Mr. Nontachai Uppathamp )

Field Scientist(1)

Approved By

( Mr. Sarayuth Jittranont )

Assistant General Manager



## PM 2.5 Calibration Data Sheet

Project : IRPC Clean Power Co.,Ltd.  
Calibrate Location : บ้านกั้นหนอง หมู่ที่ 2 ตำบล บ้านแดง (A2)  
Calibrate Date : 5-Apr-24  
Calibrator ID : BKK\_FS0616  
Calibrator Brand : DELTA CAL (For PM2.5)  
Calibrator Model : BGI  
Calibrator S/N : 000887

Barometric Pressure (mmHg) : 758  
Temperature ( °C ) : 33  
Calibrate Sheet : C-50424-RYG\_FS0194  
PM 2.5 ID : RYG\_FS0194  
PM 2.5 Brand : BGI  
PM 2.5 Model : PQ200  
PM 2.5 S/N : 891

Calibration Data					
Leak Check	Criteria	Time Start	Time Stop	Check	
External Leak*	> 75 cm of water	9.45	9.50	Passed	
Pressure	Criteria	STD. Pressure	Sample Pressure	Check	
Ambient Pressure	STD. $\pm$ 10 mmHg	758	757	Passed	
Temperature	Criteria	STD. Temp.	Sample Temp.	Check	
Ambient Sensor	STD. $\pm$ 2°C	34	34	Passed	
Filter Sensor	STD. $\pm$ 2°C	34	35	Passed	
Flow rate	Criteria	Design Flow	Sample Flow	Adjustment	Remark
Flow Rate Check	$15.84 \leq \text{Flow} \leq 17.51$	16.67 Lpm	16.7	-	

\*Passed = that indicates a leak of less than 80 mL/min.

Calibrated By

( Mr. Nontachai Uppathamp )

Field Scientist(1)

Approved By

( Mr. Sarayuth Jittranont )

Assistant General Manager





**SARTORIUS**

NSC-TISI-TIS 17025  
CALIBRATION 0426

# Certificate

## of Calibration

Model Number : LA130S-F  
Description : Analytical Balance  
Serial Number : 25409664  
ID No. : RYG\_EN0001  
Manufacturer : Sartorius

Certificate No. : 24BCI0068  
Issued Date : Friday, February 23, 2024  
Reference No. : 229196

Page No. : 1 of 2

Customer Name : ALS Laboratory Group (Thailand) Co.,Ltd. (Rayong Branch)  
616/10 Moo 5 T.Maenam Khu, A.Pluak Daeng, Rayong 21140, Thailand.

Calibrated Place : ALS Laboratory Group (Thailand) Co., Ltd.(Balance Room)  
616/10 Moo 5 T.Maenam Khu, A.Pluak Daeng, Rayong 21140, Thailand.

Calibrated By : Mr.Chonchai Inthana  
Calibration Date : Thursday, February 22, 2024

Calibration  
Procedure No. : This calibration was conducted by  
Using in-house calibration procedure number (WI-003)  
Based on UKAS LAB 14 : 2019

### Metrological data :

Capacity : 150 g Readability : 0.0001 g

### Ambients Conditions:

Temperature : 23.6 °C ± 5.0 °C  
Humidity : 54.0 % RH ± 10.0 % RH  
Pressure :                      ±                     

### Reasons for calibration

☐ New Installation ☐ Service / Repaired ☒ Re-calibration/ Maintenance

Equipment Condition: ☒ Good Operate ☐ Fair

## Measurement Method UKAS Publication Ref :Lab 14

The measurement uncertainty stated is the expended uncertainty which is obtained from the standard uncertainty multiplied by the coverage factor ( $k=2$ ) to provide a level of confidence of approximately 95%. It is determined in accordance with the Guide to Expression of Uncertainty in Measurement (GUM). The calibration certificate documents the traceability to National Standards, which realise the unit of measurement according to the International Standard System of Units (SI). Report of Tolerance came form list of Sartorius Metrological Specifications.

## Traceability:

Model Number	Description	Traceability	Certificate No.	Due Date
YCS011-522-00	Sartorius weight set 1mg - 5000g E2,YCS011-522-00	TCS	M2308197S	23-Aug-2025
MHB-382SD	Humidity/Barometer/Temp Lutron MHB-382SD	DKSH	C19231845	23-Aug-2024

This certificate relate and apply this equipment only.

This certificate may not be reproduced other than in full except with the prior written approval of the Verification Operation Division  
Sartorius (Thailand) Co., Ltd.

Mr.chonchai Inthana(Technical Manager)

S  
T  
A  
M  
P



**Sartorius (Thailand) Co., Ltd.**

129 Rama 9 Road, Huaykwang, Bangkok 10310

Tel: +66 2643 8361-6 Fax: +66 2643-8367, e-mail: service.thailand@sartorius.com

**SARTORIUS**

# Certificate of Calibration

Model Number : LA130S-F

Description : Analytical Balance

Serial Number : 25409664

ID No. : RYG\_EN0001

Manufacturer : Sartorius

Certificate No. : 24BCI0068

Issued Date : Friday, February 23, 2024

Reference No. : 229196

Page No. : 2 of 2

**Calibration Results : Without Adjustment****Repeatability**

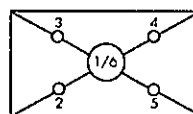
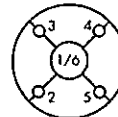
The reproducibility is the ability of a weighing instrument to display nearly identical readouts under constant test conditions when the same load within a measurement series is placed repeatedly on the weighing pan in the same manner. The standard deviation is used to express reproducibility quantitatively.

Nominal Value : (Low Load)	10.0000	99.9999
10 g	10.0000	100.0000
Tolerance	10.0000	100.0001
0.0001 g	10.0000	100.0001
	9.9999	100.0000
Nominal Value : (High Load)	10.0000	100.0001
100 g	10.0000	100.0000
Tolerance	10.0000	100.0001
0.0001 g	9.9999	100.0002
	9.9999	100.0001
Standard Deviation	0.00005	0.00008

**Eccentricity (Off-center loading error)**

The off-center loading error is yielded by the difference between the readout of the load, i.e. 1/3 or 1/4 of maximum capacity, placed in the middle of the weighing pan and between each of four additional measurement points (positions defined according to OIML R76).

Nominal value : 50 g  
Tolerance 0.0004 g

**Difference**

1	—
2	-0.0001
3	0.0001
4	0.0002
5	0.0000
6	-

**Linearity**

The linearity, also called linearity error. Describes the deviation of the characteristic curve of a weighing instrument from the linear slope.

Tolerance 0.0002 g

Nominal Value (g)	Conventional Mass Value (g)	Displayed Value (g)	Deviation (g)	Uncertainty (g)
0.01	0.0100	0.0100	0.0000	0.00020
0.05	0.0500	0.0500	0.0000	0.00021
0.1	0.1000	0.1000	0.0000	0.00021
0.5	0.5000	0.5000	0.0000	0.00021
1	1.0000	1.0000	0.0000	0.00021
2	2.0000	2.0000	0.0000	0.00021
5	5.0000	5.0000	0.0000	0.00021
10	10.0000	10.0001	0.0001	0.00024
20	20.0000	20.0001	0.0001	0.00021
100	100.0000	99.9999	-0.0001	0.00024

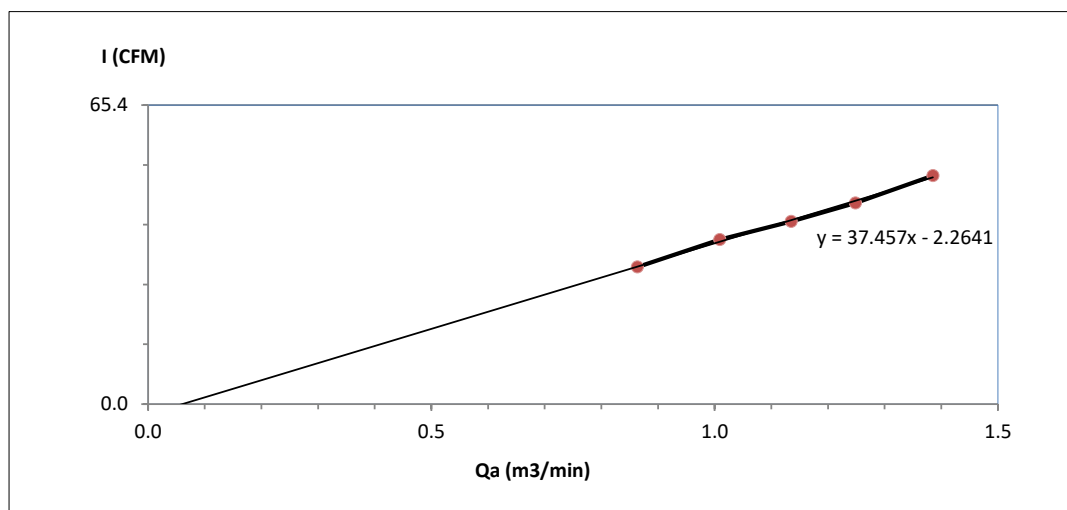
End of Report.



## High Volume Air Sampler Calibration Worksheet

Project Site : <u>IRPC Clean Power Company Limited</u>	Barometric Pressure (mm Hg) : <u>758</u>
Calibrate Location : <u>วิทยาลัยเทคโนโลยีไออาร์พีซี (A1)</u>	Temperature ( °C ) : <u>33</u>
Calibrate Date : <u>5-Apr-24</u>	High Volume ID : <u>RYG_FS0667</u>
CalibrationSheet No.: <u>C-050424-RYG_FS0667</u>	High Volume Model : <u>TE-5009X</u>
Calibrator ID: <u>RYG_FS0205</u>	High Volume S/N : <u>6266</u>
Calibrator Model : <u>TE-5028A</u>	Calibrator Slope : <u>0.95561</u>
Calibrator S/N : <u>1166</u>	Calibrator Intercept : <u>-0.02266</u>

Test No.	Delta H <sub>2</sub> O (inch)	Qa (m <sup>3</sup> /min)	I : Chart (CFM)	Linear Regression
1	1.6	0.864	30	Slope : 37.4572 Intercept : -2.2641 Correlation Coefficient : 0.9985
2	2.2	1.009	36	
3	2.8	1.135	40	
4	3.4	1.249	44	
5	4.2	1.385	50	



Calibrated by N. Uppathamp  
 ( Mr.Nontachai Uppathamp )  
 Field Scientist(1)

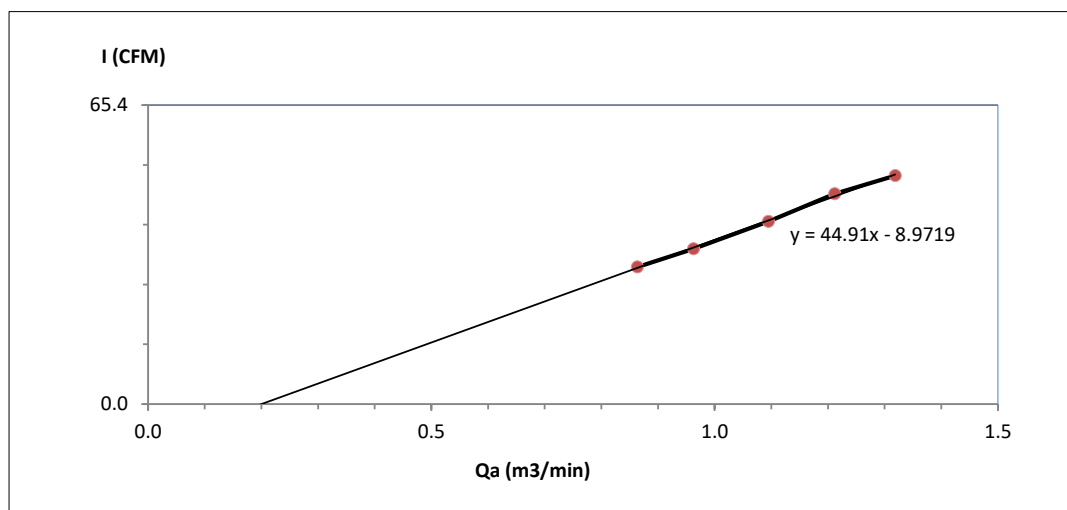
Approved by : N. Juntarupan  
 (Mr. Noppong Juntarupan)  
 Enviro Field Coordinator Scientist (3)



## High Volume Air Sampler Calibration Worksheet

Project Site :	IRPC Clean Power Company Limited	Barometric Pressure (mm Hg) :	758
Calibrate Location :	บ้านก้นหนอง หมู่ที่ 2 ตำบล บ้านแลง (A2)	Temperature ( °C) :	33
Calibrate Date :	5-Apr-24	High Volume ID :	RYG_FS0665
CalibrationSheet No.:	C-050424-RYG_FS0665	High Volume Model :	TE-5009X
Calibrator ID:	RYG_FS0205	High Volume S/N :	6264
Calibrator Model :	TE-5028A	Calibrator Slope :	0.95561
Calibrator S/N :	1166	Calibrator Intercept :	-0.02266

Test No.	Delta H <sub>2</sub> O (inch)	Qa (m <sup>3</sup> /min)	I : Chart (CFM)	Linear Regression
1	1.6	0.864	30	Slope : 44.9104 Intercept : -8.9719 Correlation Coefficient : 0.9991
2	2.0	0.963	34	
3	2.6	1.095	40	
4	3.2	1.212	46	
5	3.8	1.319	50	



Calibrated by N. Uppathamp  
 ( Mr.Nontachai Uppathamp )  
 Field Scientist(1)

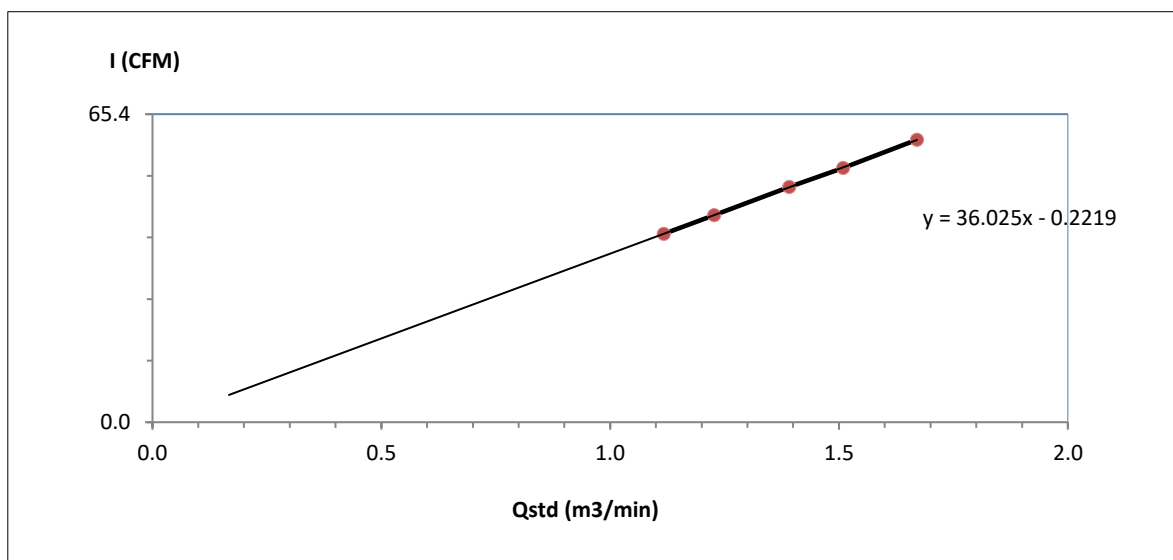
Approved by : N. Juntarupan  
 (Mr. Noppong Juntarupan)  
 Enviro Field Coordinator Scientist (3)



## High Volume Air Sampler Calibration Worksheet

Project Site :	IRPC Clean Power Company Limited	Barometric Pressure (mm Hg) :	758
Calibrate Location :	วิทยาลัยเทคโนโลยีไออาร์พีซี (A1)	Temperature ( °C ) :	33
Calibrate Date :	5-Apr-24	High Volume ID :	RYG_FS0663
CalibrationSheet No.:	C-050424-RYG_FS0663	High Volume Model :	TE-5009X
Calibrator ID:	RYG_FS0205	High Volume S/N :	6260
Calibrator Model :	TE-5028A	Calibrator Slope :	1.52567
Calibrator S/N :	1166	Calibrator Intercept :	-0.03613

Test No.	Delta H <sub>2</sub> O (inch)	Q <sub>std</sub> (m <sup>3</sup> /min)	I : Chart (CFM)	Linear Regression
1	2.8	1.1170	40	Slope : 36.0251 Intercept : -0.2219 Correlation Coefficient : 0.9999
2	3.4	1.2272	44	
3	4.4	1.3911	50	
4	5.2	1.5092	54	
5	6.4	1.6703	60	



Calibrated by N. Uppathamp  
( Mr.Nontachai Uppathamp )  
Field Scientist(1)

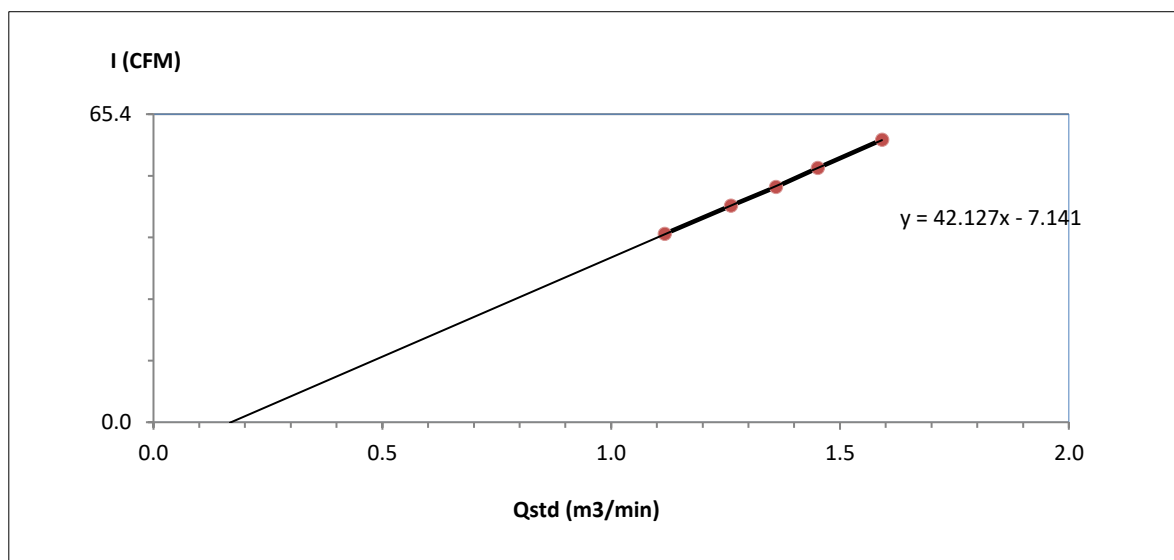
Approved by : N. Juntarupan  
(Mr. Noppong Juntarupan)  
Enviro Field Coordinator Scientist (3)



## High Volume Air Sampler Calibration Worksheet

Project Site :	IRPC Clean Power Company Limited บ้านกันหนอง หมู่ที่ 2 ตำบล บ้านแลง	Barometric Pressure (mm Hg) :	758
Calibrate Location :	(A2)	Temperature ( °C ) :	33
Calibrate Date :	5-Apr-24	High Volume ID :	RYG_FS0396
CalibrationSheet No.:	C-050424-RYG_FS0396	High Volume Model :	TE-5170D
Calibrator ID:	RYG_FS0205	High Volume S/N :	5688
Calibrator Model :	TE-5028A	Calibrator Slope :	1.52567
Calibrator S/N :	1166	Calibrator Intercept :	-0.03613

Test No.	Delta H <sub>2</sub> O (inch)	Q <sub>std</sub> (m <sup>3</sup> /min)	I : Chart (CFM)	Linear Regression
1	2.8	1.1170	40	Slope : 42.1270 Intercept : -7.1410 Correlation Coefficient : 0.9999
2	3.6	1.2618	46	
3	4.2	1.3600	50	
4	4.8	1.4514	54	
5	5.8	1.5918	60	



Calibrated by N. Uppathamp  
( Mr.Nontachai Uppathamp )  
Field Scientist(1)

Approved by : N. Juntarupan  
(Mr. Noppong Juntarupan)  
Enviro Field Coordinator Scientist (3)

Certificate Number

CC-013-66

## CERTIFICATE OF CALIBRATION

Page 1 of 2 Pages

**MEASUREMENT ITEM** : Cup anemometer  
**MANUFACTURER** : Novalynx  
**MODEL/TYPE** : Sensor: WS-02FA  
Data logger: 110-WS-25DL-D  
**SERIAL NUMBER** : Sensor: WSD-A5977  
Data logger: A5977  
**ID NUMBER** : RYG\_FS0647  
**CONDITION AS-RECEIVED** : New item  
**CUSTOMER** : ALS laboratory group (Thailand) Co., Ltd.  
104 Phatthanakan 40, Phatthanakan Rd, Khwaeng Suan Luang,  
Khet Suan Luang, Bangkok 10250 Thailand.

**RECEIVED DATE** : 16 Jun 2023  
**MEASUREMENT DATE** : 20 Jun 2023  
**ISSUE DATE** : 20 Jun 2023

### ENVIRONMENTAL CONDITIONS:

Ambient condition in the laboratory are as follow:

Temperature :  $23.0 \pm 3.0$  °C  
Relative Humidity :  $55.0 \pm 15.0$  %RH  
Atmospheric Pressure :  $1010 \pm 10$  hPa

**PLACE OF CALIBRATION** : Eiffel-type wind tunnel of Jiranatee Associates Co., Ltd.

**CALIBRATION CONDITIONS** : Wind tunnel cross-section area<sup>1</sup> 900 cm<sup>2</sup>  
Win direction frontal area<sup>2</sup> 100 cm<sup>2</sup>  
Diameter of mounting pipe<sup>3</sup> - mm  
Blockage ratio of test object<sup>4</sup> 0.111 [-]

**Preconditioning** : 24 hours at ambient conditions.  
**Measurement Condition** : The average values during measurement are (24.4) °C, (45.6) %RH and (1010.2) hPa.

### TABULATION OF RESULTS:

The table on next page give the measured values.

### Calibrated by:

- ☒ Mr. Sorawit Thachalad  
☐ Miss Jitraporn Lertsomphol



Approved signatory:

Mr. Parinya Booncharoen  
Calibration Department Manager

### Remark:

- <sup>1</sup> Nozzle cross-section area of the wind tunnel  
<sup>2</sup> Projected cross-section area of the tested object include mounting pipe  
<sup>3</sup> Diameter of mounting pipe  
<sup>4</sup> Ratio <sup>2</sup> to <sup>1</sup>

### Calibration procedure:

The cup anemometer was calibrated against Standard air velocity transducer model: 8455-12 and pitot tube with precision differential pressure meter model: DPM2500 in an close test-section of Eiffel-type wind tunnel with 900 cm<sup>2</sup> cross test section area. The WI-CL-007 based on IEC 61400-12-1, Wind energy generation systems – Part 12-1: Power performance measurements of electricity producing wind turbines, March 2017 was used as a calibration guideline.

### Traceability:

This certificate provides a traceability of The measurement to recognized the national standards, and to realization of the international system of units (SI) through the NIMT (National Metrology Institute of Thailand) via Certificate number: MW-0052-21 and MW-0066-22

### Uncertainty of Measurement:

The reported uncertainty of measurement is based on the standard uncertainty multiplied by a coverage factor k=2, Which for a normal distribution corresponds to a coverage probability of approximately 95%. The standard uncertainty has been determined in accordance with the GUM 'Evaluation of measurement data - Guide to the expression of uncertainty in measurement'



**MEASUREMENT RESULTS<sup>5</sup>**

The cup anemometer, Unit Under Calibration (UUC) was exercise at 10 m/s for 5 minutes prior to calibration being performed. The standard air velocity 0.5 m/s to 5 m/s was calculated by a standard air velocity transducer and above 5 m/s to 30 m/s was calculated by a pitot tube with precision differential pressure meter which was installed 40 mm and 300 mm respectively away from wind tunnel nozzle, UUC was installed at center of the test section. The calibration was carried out under both rising and falling air velocity in the range of 1 m/s to 16 m/s at calibration interval of 1 m/s. The results of calibration and associated measurement uncertainties are reported in the table below.


$V_{std}$ <sup>6</sup> (m/s)	Temp. wind tunnel (°C)	Temp. room (°C)	$V_{UUC}$ <sup>7</sup> (m/s)	Error (m/s)	$U (k=2)$ (m/s)
1.024	24.50	24.35	0.9	-0.1	0.31
2.026	24.28	24.35	1.9	-0.1	0.31
3.007	24.40	24.35	3.0	0.0	0.31
4.123	24.26	24.35	4.0	-0.1	0.31
5.02	24.06	24.35	5.0	0.0	0.31
6.01	24.18	24.35	6.0	0.0	0.31
7.06	24.06	24.35	7.0	0.0	0.31
8.16	24.10	24.35	8.2	0.0	0.31
9.10	24.00	24.35	9.1	0.0	0.31
10.09	24.00	24.35	10.1	0.0	0.31
11.13	23.92	24.35	11.2	0.0	0.31
12.13	24.10	24.35	12.1	0.0	0.31
13.19	23.90	24.35	13.2	0.0	0.31
14.28	24.00	24.35	14.3	0.0	0.31
15.23	23.90	24.35	15.2	0.0	0.31
16.30	23.88	24.35	16.3	0.0	0.32

**Remark:**

<sup>5</sup> Calibration results only count for the tested circumstances and environmental conditions during which calibration took place

<sup>6</sup> Velocity of standard

<sup>7</sup> Velocity of Unit Under Calibration

**PHOTO OF CALIBRATION SET-UP**

Calibration set-up of the cup anemometer calibration in the wind tunnel of Jiranatee Associates Co., Ltd. The cup anemometer shown may differ from the calibrated one. Remark: The proportion of the set- up is not true to scale due to imaging geometry.

\*\*\*End of Certificate of Calibration\*\*\*

**NAC**  
JIRANATE ASSOCIATES CO.,



Certificate Number

CD-013-66

## CERTIFICATE OF CALIBRATION

Page 1 of 2 Pages

**MEASUREMENT ITEM** : Wind Direction Sensor  
**MANUFACTURER** : Novalynx  
**MODEL/TYPE** : Sensor: WS-02FA  
Data logger: 110-WS-25DL-D  
**SERIAL NUMBER** : Sensor: WSD-A5977  
Data logger: A5977  
**ID NUMBER** : RYG\_FS0647  
**CONDITION AS-RECEIVED** : New item  
**CUSTOMER** : ALS laboratory group (Thailand) Co., Ltd.  
104 Phatthanakan 40, Phatthanakan Rd, Khwaeng Suan Luang,  
Khet Suan Luang, Bangkok 10250 Thailand.

**RECEIVED DATE** : 16 Jun 2023  
**MEASUREMENT DATE** : 20 Jun 2023  
**ISSUE DATE** : 20 Jun 2023

### ENVIRONMENTAL CONDITIONS:

Ambient condition in the laboratory are as follow:

Temperature	: 23.0 ± 3.0	°C
Relative Humidity	: 55.0 ± 15.0	%RH
Atmospheric Pressure	: 1010 ± 10	hPa

**PLACE OF CALIBRATION** : Eiffel-type wind tunnel of Jiranatee Associates Co., Ltd.

<b>CALIBRATION CONDITION</b>	: Wind tunnel cross-section area <sup>1</sup>	900	cm <sup>2</sup>
	Win direction frontal area <sup>2</sup>	129	cm <sup>2</sup>
	Diameter of mounting pipe <sup>3</sup>	-	mm
	Blockage ratio of test object <sup>4</sup>	0.143	[-]

**Preconditioning** : 24 hours at ambient conditions.  
**Measurement Condition** : The average values during measurement are (24.1)°C, (50.0) %RH and (1007.9) hPa.

### TABULATION OF RESULTS:

The table on next page give the measured values.

### Calibrated by:

- ☒ Mr. Sorawit Thachalad  
☐ Miss Jittraporn Lertsomphol



Approved signatory:

Mr. Parinya Booncharoen  
Calibration Department Manager

### Remark:

- <sup>1</sup> Nozzle cross-section area of the wind tunnel  
<sup>2</sup> Projected cross-section area of the tested object include mounting pipe  
<sup>3</sup> Diameter of mounting pipe  
<sup>4</sup> Ratio <sup>2</sup> to <sup>1</sup>

MEASUREMENT RESULTS <sup>5</sup>

The wind direction sensor was calibrated against standard rotary encoder by comparison method. During calibration, the measurement was carried out at 45° intervals in clockwise and counterclockwise directions after offset adjustment has been made. The flow speed of wind tunnel (usually 5 m/s) is kept constant while the sensor is rotated around its vertical axis. The results of calibration and associated measurement uncertainties are reported in the table below.

Air speed m/s	$D^6_{std}$ Degree (°)	$D^7_{uuc}$ Degree (°)	Error Degree (°)	$U (k=2)$ Degree (°)
5.00	0.000	0	0	1.0
	45.000	42	-3	1.0
	90.000	87	-3	1.0
	135.000	132	-3	1.0
	180.000	180	0	1.0
	225.000	227	2	1.0
	270.001	273	3	1.0
	315.000	318	3	1.0

## Remark:

<sup>5</sup> Calibration results only count for the tested circumstances and environmental conditions during which calibration took place

<sup>6</sup> Direction of standard

<sup>7</sup> Direction of Unit Under Calibration

\*\*\*End of Certificate of Calibration\*\*\*





## CERTIFICATE OF CALIBRATION

Certificate No. : CT-023-66  
Page 1 of 2

**Equipment Name:** Data Logger with Temperature sensor  
**Manufacturer:** Novalynx  
**Model:** 110-WS-25DL-D  
**Serial No.:** A5977  
**ID No.:** RYG\_FS0647

### Customer

**Name:** ALS laboratory group (Thailand) Co., Ltd.  
**Address:** 104 Phatthanakan 40, Phatthanakan Rd.,  
Khwaeng Suan Luang, Khet Suan Luang, Bangkok  
10250 Thailand.

**Received date:** 16 Jun 2023  
**Calibration date:** 20 Jun 2023  
**Issue date:** 22 Jun 2023

### Reference Used During Calibration

1. Standard Temperature Probe Model: STS-100 A500,  
Serial No.: 667682-09, Due date: 28 Mar 2024  
2. Digital Temperature Indicator Model: DTI-1000-A MK  
II, Serial No.: 671407-00591 Due date: 22 July 2023

### Calibration Condition

Temperature:  $(23 \pm 3)^{\circ}\text{C}$   
Relative Humidity:  $(55 \pm 15)\%$

### Calibration Procedure

The temperature calibration was done by In-House calibration method as WI-CL-001 according to comparison method with standard digital temperature indicator and standard temperature probe. The temperature scale use was based on ITS-90.

### Traceability

The measurement results are traceable to the international system of units (SI) through National Institute of Metrology Thailand (NIMT) Certificate number: TT-0038-23, Certificate number: ER-0092-22

**Noted:** The certificate is valid only to the item calibrated on date and place of calibration.

### Calibrated by

- ☐ Mr. Sorawit Thachalad  
☒ Miss Jittraporn Lertsomphol  
☐ Miss Ruangrumpai Phoommit



### Approved Signatory:

  
Mr. Parinya Booncharoen  
Calibration Department Manager

Certificate No. : CT-023-66  
Page 2 of 2

**Result of Calibration:-** ☒ Without Adjustment ☐ With Adjustment

**Calibration Range:** 20-40 °C

**Function:**

This equipment was connected with temperature sensor Model: HMP60 S/N: V1920212.

Dimension : Diameter 12 mm. Length 80 mm.

<u>Immersion Depth (mm)</u>	<u>Standard Reading (°C)</u>	<u>UUC Reading (°C)</u>	<u>Error (°C)</u>	<u>Uncertainty (°C)</u>
70	20.057	20.0	-0.1	0.099
70	25.052	25.0	-0.1	0.099
70	30.045	29.9	-0.2	0.14
70	35.039	34.8	-0.2	0.099
70	40.034	39.7	-0.3	0.099

UUC\* : Unit Under Calibration

The reported expanded uncertainty is based on standard uncertainty multiplied by a coverage factor k=2 providing a level of confidence of approximately 95%.

✱ End of Certificate ✱



## CERTIFICATE OF CALIBRATION

Calibration No. : RH-06062023

Page 1 of 1 Pages

Measurement Item : Relative humidity with data logger  
Manufacturer : Novalynx  
Model/Type : 110-WS-25DL-D  
Serial Number : A5977  
ID No. : RYG\_FS0647  
Customer : ALS laboratory group (Thailand) Co., Ltd.  
: 104 Phatthanakan 40, Phatthanakan Rd., Khwaeng Suan Luang, Khet Suan Luang, Bangkok  
10250 Thailand.

### Environmental Condition:

The measurement was carried out in an ambient temperature of  $(25 \pm 3)^{\circ}\text{C}$ , and relative humidity of  $(50 \pm 15)\%$ .

### Measurement Method:

Unit Under Calibration (UUC) was calibrated by comparison method with standard chilled mirror hygrometer model: 1860-3 in the humidity generator chamber to determine the errors.

### Traceability:

This instrument was calibrated using standard equipment whose accuracy is traceability through National Institute of Standards and Technology to the international system of units (SI) via MCS Calibration, Inc. Certificate number: 20926-601. Due date: Sep 26, 2024.

Measurement Date : Jun 20, 2023

Issued Date : Jun 22, 2023

### Measurement Results:

This equipment was connected with Indoor air quality probe and Displayed (UR) on display. Model: HMP60, Serial number: V1920212.

Calibration was performed in the range of 20%RH to 80%RH

The results of calibration are reported in table below.

Determined (%RH)	Standard (Reading) (%RH)	UUC (Reading) (%RH)	Error (%RH)	Uncertainty $\pm$ (%RH)
20	20.07	20.5	0.4	0.52
50	50.22	49.1	-1.1	0.51
80	80.28	79.2	-1.1	0.51

### Performed by

- ☐ Mr. Sorawit Thachalad  
☒ Miss Jitraporn Lertsomphol  
☐ Miss Ruangumpai Phoommit



### Approved Signatory:

Mr. Parinya Booncharoen.  
Calibration Department Manager





JIRANATEE ASSOCIATES CO.,LTD.

Jiranatee Associates Co.,Ltd  
63/14-15, 67/35-36  
Petchkasem 7,7/1, Rd. Watthapra, Bangkokyai,  
Bangkok 10600 (Thailand)  
Tel: +6608680812  
Mobile: +66863999453  
E-mail: jnac-calibration@jiranatee.com  
Web site: www.jiranatee.com

Accredited calibration laboratory  
ISO/IEC 17025:2017  
NSC-TISI-TIS 17025  
CALIBRATION 0367

Pressure measurement laboratory  
Calibration services department.



## CERTIFICATE OF CALIBRATION

Certificate No. : CP-007-66

Page 1 of 2 Pages

**MEASUREMENT ITEM** : Digital barometer  
**MANUFACTURER** : Novalynx  
**MODEL/TYPE** : Sensor: 110-WS-25BP  
Data logger: 110-WS-25DL-D  
**SERIAL NUMBER** : Sensor: BP-A5977  
Data logger: A5977  
**ID NUMBER** : RYG\_FS0647  
**CONDITION AS-RECEIVED** : New item  
**CUSTOMER** : ALS laboratory group (Thailand) Co., Ltd.  
104 Phatthanakan 40, Phatthanakan Rd,  
Khwaeng Suan Luang, Khet Suan Luang,  
Bangkok 10250 Thailand.

**RECEIVED DATE** : 16 Jun 2023  
**MEASUREMENT DATE** : 20 Jun 2023  
**ISSUE DATE** : 20 Jun 2023

### Calibration procedure:

The pressure calibration was done by In-house calibration method as WI-CL-003 according to comparison method with Digital pressure calibrator based on DKD-R 6-1

### Traceability:

The measurement results are traceable to the international system of units (SI) through the NIMT (National Metrology Institute of Thailand) via Certificate number: MP-0205-22

The reported uncertainty is based on a standard uncertainty multiplied by a coverage  $k=2$ , providing a level of confidence of approximately 95%.

### CONDITION OF THIS RESULT OF CALIBRATION:

1. Reference Standard Instrument:

Instrument	Model	Serial No.	Certificate No.	Due Date
Absolute Pressure Transducer	CPG2500	4100126P	MP-0205-22	02 Dec 2023

1. Calibration effort for calibration sequence C

2. The UUC\* was installed in vertical orientation above reference standard instrument and center of UUC\* was used as the reference level.

3. Calibration conditions:

4. Condition : ☒ Normal ☐ Abnormal
- Pressure transmitting medium : Air
- $\rho_F$  (20°C, 1 bar) : 1.19 kg/m<sup>3</sup>
- $H_{amb}$  : (55±15) %
- $t_{amb}$  : (23±3) °C
- $p_{amb}$  : (1010±10) mbar

5. The certificate is valid only to the item calibrated on date and place of calibration

### Calibrated by:

- ☒ Mr. Sorawit Thachalad  
☐ Miss Jittraporn Lertsomphol



### Approved signatory:

Mr. Parinya Booncharoen  
Calibration Department Manager



JIRANATEE ASSOCIATES CO.,LTD.

Jiranatee Associates Co.,Ltd.  
63/14-15, 67/35-36  
Petchkasem 7,7/1, Rd. Watthapra, Bangkokyai,  
Bangkok 10600 (Thailand)  
Tel: +6608680812  
Mobile: +66863999453  
E-mail: jnac-calibration@jiranatee.com  
Web site: www.jiranatee.com

Accredited calibration laboratory  
ISO/IEC 17025:2017  
NSC-TISI-TIS 17025  
CALIBRATION 0367

Pressure measurement laboratory  
Calibration services department.



## CERTIFICATE OF CALIBRATION

Certificate No. : CP-007-66

Page 2 of 2 Pages

MEASUREMENT RESULTS : ☒ Without adjustment ☐ With adjustment

CALIBRATION IN THE RANGE OF : 950 mbar to 1050 mbar

The results of calibration and associated measurement uncertainties are reported in the table below.

STD (mbar)	UUC* (mbar)	Error (mbar)	Uncertainty (k=2) (mbar)
950.12	950.8	0.6	0.83
970.09	970.7	0.6	0.76
990.07	990.4	0.4	0.56
1010.07	1010.2	0.1	0.41
1030.10	1030.0	-0.1	0.39
1050.08	1049.8	-0.3	0.51

Note: UUC\* Unit Under Calibration

: To convert the result in report unit to Pa should be multiply by 100

\*End of certificate\*





# SITHIPORN ASSOCIATES CO.,LTD.

## CALIBRATION LABORATORY

451-451/1 Sirinthorn Rd.,Bangbumru, Bangplud Bangkok 10700 THAILAND.  
Tel.0-2435-8800 Fax.0-2433-1679 e-mail:cal-center@sithiphorn.com http://www.sithiphorn.com



Cert. No. : ACC23029

Pages : 1 of 3

### Calibration Certificate

**Equipment :** SOUND CALIBRATOR  
**Manufacturer :** RION  
**Model :** NC-74  
**Serial No.:** 34178123  
**ID No.:** RYG\_FS0215

REVIEW BY	<i>Nathakorn P.</i>
APPROVED BY	<i>[Signature]</i>
NEXT CAL. DATE	20/9/24

**Condition As Found :** GOOD

**Customer :** ALS LABORATORY GROUP (THAILAND) CO., LTD.  
104 PHATTHANAKAN 40, PHATTHANAKAN ROAD,  
KHWAENG PHATTHANAKAN, KHET SUAN LUANG,  
BANGKOK, 10250 THAILAND.

**Location :** -  
**Ambient Temperature :** ( 23.0  $\pm$  3 ) °C  
**Pressure :** ( 101.3  $\pm$  3 ) kPa  
**Relative Humidity :** ( 50.0  $\pm$  20 ) %

**Received Date :** 07 SEPTEMBER 2023  
**Calibration Date :** 20 SEPTEMBER 2023  
**Date of Issue :** 20 SEPTEMBER 2023

**Calibrated by :** Nathakorn Pisutpaisan

**Approved by :**

*[Signature]*  
( Thanakul Petchurai )

This certificate is issued in accordance with the requirements of ISO/IEC 17025 standard, may not be reproduced other than in full, except with the prior written approval of the head of Calibration Laboratory.



## Continuation of Calibration Certificate

Cert. No. : ACC23029

Job No. : VC66AC0100

Pages : 2 of 3

Calibration Procedure : CP-AC-03

**Calibration Method :**

This equipment was calibrated by based on IEC-60942-2003 Standard.

The sound pressure level, frequency and total distortion of the sound calibrator was measured using the reference microphone.

**Condition of this result of calibration :**

## 1. Reference Standard Instruments :

<u>Instrument</u>	<u>Model</u>	<u>Serial No.</u>	<u>Cert. No.</u>	<u>Due Date</u>
Waveform Generator	33511B	MY52302742	EF-0010-23	07-FEB-24
Digital Multimeter	33461A	MY53220104	EEL.BP 30/0266	13-FEB-24
Digital Multimeter	33461A	MY53220076	EEL.BP 30/0267	13-FEB-24
Digital Multimeter	33461A	MY60024273	EEL.BP 31/0266	14-FEB-24
Programmable Attenuator	MAT-1070	62100114	EF-0011-23	08-FEB-24
Condenser Microphone	4180	2977900	AA-1001-23	14-FEB-24
Measuring Amplifier	NA-42KAI	34560495	AA-3002-23	14-FEB-24
Audio Analyzer	AVR-3360A	V744B6069	EF-0012-23	10-FEB-24

2. This result of calibration was found accurate as shown on date and place of calibration for this calibrated item only.

3. This certificate is traceable to the international system of unit maintained at :

3.1 National Institute of Metrology (Thailand).

3.2 Thailand Institute of Scientific and Technological Research (TISTR).

## Continuation of Calibration Certificate

Cert. No. : ACC23029

Job No. : VC66AC0100

Pages : 3 of 3

**Result of calibration :****1. Sound pressure level**

Specified sound pressure level (dB)	Measured value (dB)	Deviated value (dB)	Uncertainty (dB)	Acceptance limit (dB)
94	94.1	0.10	0.14	0.40

**2. Frequency**

Specified Frequency (Hz)	Measured value (Hz)	Deviated value (%)	Uncertainty (%)	Acceptance limit (%)
1000	1001.5	0.1	0.1	1.0

**3. Total distortion**

Measured value (%)	Uncertainty (%)	Acceptance limit (%)
1.70	0.10	3.0

The reported uncertainty is based on a standard uncertainty multiplied by coverage factor  $k = 2$   
or any value following calculation, providing a level of confidence of approximately 95 %

End of Calibration Certificate



Cert. No. : ACL24076  
Pages : 1 of 8

Calibration Certificate

Equipment :

Manufacturer :

Model :

Serial No.:

ID No.:

SOUND LEVEL METER

RION

NL-42 / Microphone UC-52 / Preamplifier NH-24

00734221 / 157777 / 22653

RYG\_FS0027

Condition As Found :

GOOD

Customer :

ALS LABORATORY GROUP (THAILAND) CO., LTD.  
104 PHATTHANAKAN 40, PHATTHANAKAN ROAD,  
KHWANG PHATTHANAKAN, KHET SUAN LUANG,  
BANGKOK, 10250 THAILAND.

Location :

Ambient Temperature :

Pressure :

Relative Humidity :

-

( 23.0 ± 3 ) °C

( 101.3 ± 3 ) kPa

( 50.0 ± 20 ) %

Received Date :

Calibration Date :

Date of Issue :

11 JANUARY 2024

22-24 JANUARY 2024

24 JANUARY 2024

REVIEW BY *Nathakorn P.*

APPROVED BY *[Signature]*

NEXT CAL. DATE *27/1/25*

Calibrated by :

Nathakorn Pisutpaisan

Approved by :

*[Signature]*  
( Thanakul Petchurai )

This certificate is issued in accordance with the requirements of ISO/IEC 17025 standard, may not be reproduced other than in full, except with the prior written approval of the head of Calibration Laboratory.

# SITHIPORN ASSOCIATES CO., LTD.

## CALIBRATION LABORATORY

451-451/1 Sirinthorn Road, Bangbumru, Bangplud, Bangkok, 10700 Thailand  
Tel. +66 2433 8331 Email : calibration@sithiporn.com



**Cert. No. : ACL24076**  
**Job No. : VC67AC0054**  
**Pages : 2 of 8**

**Calibration Procedure :** CP-AC-01

### Calibration Method :

This equipment was calibrated by follow on IEC-61672-3 (2013) Standard for sound level meter (SLM).

The SLM had tests to Acoustical and Electrical signal tests of frequency weighting with Anechoic chamber and Reference Standard Instruments.

For tests results of each items were made by observation of each Instruments display and also with SLM's display.

### Condition of this result of calibration :

#### 1. Reference Standard Instruments :

<u>Instrument</u>	<u>Model</u>	<u>Serial No.</u>	<u>Cert. No.</u>	<u>Due Date</u>
Waveform Generator	33210A	MY48017076	EF-0009-23	07-FEB-24
Waveform Generator	33511B	MY52302742	EF-0010-23	07-FEB-24
Digital Multimeter	33461A	MY53220104	EEL.BP 30/0266	13-FEB-24
Digital Multimeter	33461A	MY53220076	EEL.BP 29/0266	13-FEB-24
Digital Multimeter	34461A	MY60024273	EEL.BP 31/0266	14-FEB-24
Programmable Attenuator	MAT-1070	62100114	EF-0011-23	08-FEB-24
Condenser Microphone	4180	2977900	AA-1001-23	14-FEB-24
Measuring Amplifier	NA-42KAI	34560495	AA-3002-23	14-FEB-24

2. This result of calibration was found accurate as shown on date and place of calibration for this calibrated item only.

3. This certificate is traceable to the international system of unit maintained at :

3.1 National Institute of Metrology (Thailand).

3.2 Thailand Institute of Scientific and Technological Research (TISTR).

A handwritten signature in blue ink, appearing to read 'G. Ratan', is located at the bottom right of the page.

# SITHIPORN ASSOCIATES CO., LTD.

## CALIBRATION LABORATORY

451-451/1 Sirinthorn Road, Bangbunru, Bangplud, Bangkok, 10700 Thailand  
Tel. +66 2433 8331 Email : calibration@sithiporn.com

SITHIPORN  
associates



Cert. No. : ACL24076

Job No. : VC67AC0054

Pages : 3 of 8

### Summary of Measurement Result :

Parameter	Uncertainty (dB)	Maximum-permitted uncertainty of measurement (dB)
1. Absolute sensitivity	0.2	N/A
2. Self-generated noise	0.2	N/A
3. Acoustical signal tests of frequency weightings		
125 Hz	0.3	0.6
1000 Hz	0.3	0.6
8000 Hz	0.3	0.7
4. Electrical signal tests of frequency weightings		
For 10 Hz to 4 kHz	0.3	0.6
For > 4 kHz to 10 kHz	0.3	0.7
For > 10 kHz to 20 kHz	-	1.0
5. Frequency and time weightings at 1 kHz	0.2	0.2
6. Long - term stability	0.1	0.1
7. Level linearity on the reference level range	0.2	0.3
8. Level linearity including the level range control	0.2	0.3
9. Tone burst response	0.2	0.3
10. Peak C sound level	0.2	0.35
11. Overload indication	0.2	0.25
12. High level stability	0.1	0.1

*T. Ratan.*



# SITHIPORN ASSOCIATES CO., LTD.

## CALIBRATION LABORATORY

451-451/1 Sirinthorn Road, Bangbumru, Bangplud, Bangkok, 10700 Thailand  
Tel. +66 2433 8331 Email : calibration@sithiporn.com

SITHIPORN  
associates



Cert. No. : ACL24076

Job No. : VC67AC0054

Pages : 4 of 8

### Result of calibration :

#### 1. Absolute sensitivity

Reference Acoustic Signal ( dB )	Measured Value ( dB )	Deviation ( dB )	Acceptance Limit ( dB )
93.9 (93.98)	93.9	0.0	±0.3

#### 2. Self-generated noise

##### 2.1 Normal test

Measured Value ( dB )
14.4

2.2 The microphone of the sound level meter was replaced by electrical signal input device.

Frequency Weighting	Measured value ( dB )
A - weight	12.6
C - weight	18.9
Flat	24.7

#### 3. Acoustical signal tests of frequency weightings

Meter free-field acoustic response at a level of 84 dB

Frequency ( Hz )	Deviation from various frequency weighting response curve (dB)			
	Flat	C-weight	A-weight	Acceptance Limits
125	0.3	0.3	0.3	± 1.5
1000	0.0	0.0	0.0	± 1.0
8000	-0.5	-0.4	-0.4	±5.0

*G. Peter*

# SITHIPORN ASSOCIATES CO., LTD.

## CALIBRATION LABORATORY

451-451/1 Sirinthorn Road, Bangbunru, Bangplud, Bangkok, 10700 Thailand  
Tel. +66 2433 8331 Email : calibration@sithiporn.com

SITHIPORN  
associates



Cert. No. : ACL24076

Job No. : VC67AC0054

Pages : 5 of 8

#### 4. Electrical signal tests of frequency weightings

Weighting network response with relative to 1 kHz.

Frequency ( Hz )	Deviation from various frequency weighting response curve (dB)			
	Flat	C-weight	A-weight	Acceptance Limits
63	-0.1	-0.1	-0.1	±2.0
125	-0.1	0.0	-0.1	±1.5
250	-0.1	0.0	-0.1	±1.5
500	0.0	0.0	-0.1	±1.5
1000	0.0	0.0	0.0	±1.0
2000	0.0	0.0	0.0	±2.0
4000	0.0	0.0	0.0	±3.0
8000	0.0	0.0	0.0	±5.0

#### 5. Frequency and time weightings at 1 kHz

##### 5.1 Frequency weightings at 1 kHz

Frequency Weighting	Anticipated Value ( dB )	Measured Value ( dB )	Deviated Value ( dB )	Acceptance Limits ( dB )
A - weight	94.0	94.0	0.0	± 0.2
C - weight	94.0	94.0	0.0	± 0.2
Flat	94.0	94.0	0.0	± 0.2

##### 5.2 Time weighting at 1 kHz

Frequency Weighting	Anticipated Value ( dB )	Measured Value ( dB )	Deviated Value ( dB )	Acceptance Limits ( dB )
Fast	94.0	94.0	0.0	± 0.1
Slow	94.0	94.0	0.0	± 0.1
Leq	94.0	94.0	0.0	± 0.1

#### 6. Long - term stability

Frequency Weighting	SLM Display at initial ( dB )	SLM Display at final ( dB )	Deviated Value ( dB )	Acceptance Limits ( dB )
A - weight	94.0	94.0	0.0	± 0.3

*T. Keten.*

# SITHIPORN ASSOCIATES CO., LTD.

## CALIBRATION LABORATORY

451-451/1 Sirinthorn Road, Bangbumru, Bangplud, Bangkok, 10700 Thailand  
Tel. +66 2433 8331 Email : calibration@sithiporn.com

SITHIPORN  
associates



Cert. No. : ACL24076

Job No. : VC67AC0054

Pages : 6 of 8

### 7. Level linearity on the reference level range

Anticipated Value ( dB )	Measured Value ( dB )	Deviated Value ( dB )	Acceptance Limits ( dB )
137.0	137.1	0.1	± 1.1
136.0	136.1	0.1	± 1.1
135.0	135.1	0.1	± 1.1
134.0	134.1	0.1	± 1.1
133.0	133.0	0.0	± 1.1
132.0	132.0	0.0	± 1.1
131.0	131.0	0.0	± 1.1
129.0	129.1	0.1	± 1.1
124.0	124.0	0.0	± 1.1
119.0	119.1	0.1	± 1.1
114.0	114.1	0.1	± 1.1
109.0	109.0	0.0	± 1.1
104.0	104.1	0.1	± 1.1
99.0	99.1	0.1	± 1.1
94.0	94.0	0.0	± 1.1
89.0	89.0	0.0	± 1.1
84.0	84.0	0.0	± 1.1
79.0	79.0	0.0	± 1.1
74.0	74.0	0.0	± 1.1
69.0	69.0	0.0	± 1.1
64.0	64.0	0.0	± 1.1
59.0	59.0	0.0	± 1.1
54.0	54.0	0.0	± 1.1
49.0	49.0	0.0	± 1.1
44.0	44.0	0.0	± 1.1
39.0	39.0	0.0	± 1.1
34.0	34.0	0.0	± 1.1
30.0	29.9	-0.1	± 1.1
29.0	28.9	-0.1	± 1.1
28.0	27.9	-0.1	± 1.1
27.0	26.9	-0.1	± 1.1
26.0	25.9	-0.1	± 1.1
25.0	24.9	-0.1	± 1.1

*T. Peter*



# SITHIPORN ASSOCIATES CO., LTD.

## CALIBRATION LABORATORY

451-451/1 Sirinthorn Road, Bangbumru, Bangplud, Bangkok, 10700 Thailand  
Tel. +66 2433 8331 Email : calibration@sithiporn.com

SITHIPORN  
associates



Cert. No. : ACL24076  
Job No. : VC67AC0054  
Pages : 7 of 8

### 8. Level linearity including the level range control

Range	Anticipated Value ( dB )	Measured Value ( dB )	Deviated Value ( dB )	Acceptance Limits ( dB )
Auto	94.0	94.0	0.0	±1.1

### 9. Tone burst response

Time Weighting	Tone burst duration, Tb ( ms )	Cycle	Anticipated Value ( dB )	Measured Value ( dB )	Deviated Value ( dB )	Acceptance Limits ( dB )
Fast	0.25	1	108.0	107.9	-0.1	1.5 ; -5.0
	2	8	117.0	116.9	-0.1	1.0 ; -2.5
	200	800	134.0	134.0	0.0	±1.0
Slow	2	8	108.0	108.0	0.0	1.5 ; -5.0
	200	800	127.6	127.6	0.0	±1.0
SEL	0.25	1	99.0	98.8	-0.2	1.5 ; -5.0
	2	8	108.0	107.9	-0.1	1.0 ; -2.5
	200	800	128.0	128.0	0.0	±1.0

### 10. Peak C sound level

Number of cycle in test signal	Anticipated Value ( dB )	Measured Value, Lcpeak ( dB )	Deviated Value ( dB )	Acceptance Limits ( dB )
Continuous	133.0	133.0	0.0	±3.0
One	136.4	136.0	-0.4	±3.0

Number of cycle in test signal	Anticipated Value ( dB )	Measured Value ( dB )	Deviated Value ( dB )	Acceptance Limits ( dB )
Continuous	133.0	133.0	0.0	±2.0
Positive half cycle	135.4	135.1	-0.3	±2.0
Negative half cycle	135.4	135.1	-0.3	±2.0

*G. Reter*

# SITHIPORN ASSOCIATES CO., LTD.

## CALIBRATION LABORATORY

451-451/1 Sirinthorn Road, Bangbumru, Bangplud, Bangkok, 10700 Thailand  
Tel. +66 2433 8331 Email : calibration@sithiphorn.com

SITHIPORN  
associates



Cert. No. : ACL24076

Job No. : VC67AC0054

Pages : 8 of 8

### 11. Overload indication

Measured value ( dB )		Deviated Value ( dB )	Acceptance Limits ( dB )
Positive one-half cycle	Negative one-half cycle		
89.6	89.6	0.0	±1.5

### 12. High level stability

Frequency Weighting	SLM Display at initial ( dB )	SLM Display at final ( dB )	Deviated Value ( dB )	Acceptance Limits ( dB )
A - weight	137.0	137.0	0.0	±0.3

The reported uncertainty is based on a standard uncertainty multiplied by coverage factor  $k = 2$   
or any value following calculation, providing a level of confidence of approximately 95 %

————— **End of Calibration Certificate** —————

*T. Peter*



# SITHIPHORN ASSOCIATES CO.,LTD. CALIBRATION LABORATORY

451-451/1 Sirinthorn Rd.,Bangbunru, Bangplud Bangkok 10700 THAILAND.  
Tel.0-2435-8800 Fax.0-2433-1679 e-mail:cal-center@sithiphorn.com http://www.sithiphorn.com



Cert. No. : ACL23348

Pages : 1 of 8

## Calibration Certificate

**Equipment :** SOUND LEVEL METER  
**Manufacturer :** RION  
**Model :** NL-42 / Microphone UC-52 / Preamplifier NH-24  
**Serial No.:** 01173611 / 172173 / 74023  
**ID No.:** RYG\_FS0390

**Condition As Found :** GOOD

**Customer :** ALS LABORATORY GROUP (THAILAND) CO., LTD.  
104 PHATTHANAKAN 40, PHATTHANAKAN ROAD,  
KHWAENG PHATTHANAKAN, KHET SUAN LUANG,  
BANGKOK, 10250 THAILAND.

**Location :** -  
**Ambient Temperature :** ( 23.0  $\pm$  3 ) °C  
**Pressure :** ( 101.3  $\pm$  3 ) kPa  
**Relative Humidity :** ( 50.0  $\pm$  20 ) %

**Received Date :** 01 NOVEMBER 2023  
**Calibration Date :** 07-08 NOVEMBER 2023  
**Date of Issue :** 14 NOVEMBER 2023

REVIEW BY	<i>Nathakorn P.</i>
APPROVED BY	<i>[Signature]</i>
NEXT CAL. DATE	4/11/24

**Calibrated by :** Nathakorn Pisutpaisan

**Approved by :**

*T. Petchurai*  
( Thanakul Petchurai )

This certificate is issued in accordance with the requirements of ISO/IEC 17025 standard, may not be reproduced other than in full, except with the prior written approval of the head of Calibration Laboratory.

## Continuation of Calibration Certificate

Cert. No. : ACL23348

Job No. : VC67AC0023

Pages : 2 of 8

Calibration Procedure : CP-AC-01

**Calibration Method :**

This equipment was calibrated by based on IEC-61672-3 (2013) Standard for sound level meter (SLM).

The SLM had tests to Acoustical and Electrical signal tests of frequency weighting with Anechoic chamber and Reference Standard Instruments.

For tests results of each items were made by observation of each Instruments display and also with SLM's display.

**Condition of this result of calibration :**

## 1. Reference Standard Instruments :

<u>Instrument</u>	<u>Model</u>	<u>Serial No.</u>	<u>Cert. No.</u>	<u>Due Date</u>
Waveform Generator	33210A	MY48017076	EF-0009-23	07-FEB-24
Waveform Generator	33511B	MY52302742	EF-0010-23	07-FEB-24
Digital Multimeter	33461A	MY53220104	EEL.BP 30/0266	13-FEB-24
Digital Multimeter	33461A	MY53220076	EEL.BP 29/0266	13-FEB-24
Digital Multimeter	34461A	MY60024273	EEL.BP 31/0266	14-FEB-24
Programmable Attenuator	MAT-1070	62100114	EF-0011-23	08-FEB-24
Condenser Microphone	4180	2977900	AA-1001-23	14-FEB-24
Measuring Amplifier	NA-42KAI	34560495	AA-3002-23	14-FEB-24

2. This result of calibration was found accurate as shown on date and place of calibration for this calibrated item only.

3. This certificate is traceable to the international system of unit maintained at :

3.1 National Institute of Metrology (Thailand).

3.2 Thailand Institute of Scientific and Technological Research (TISTR).



## Continuation of Calibration Certificate

Cert. No. : ACL23348

Job No. : VC67AC0023

Pages : 3 of 8

**Summary of Measurement Result :**

Parameter	Pass	Fail	Uncertainty (dB)	Maximum-permitted uncertainty of measurement (dB)
1. Absolute sensitivity	✓	-	0.2	N/A
2. Self-generated noise	✓	-	0.2	N/A
3. Acoustical signal tests of frequency weightings				
125 Hz	✓	-	0.3	0.6
1000 Hz	✓	-	0.3	0.6
8000 Hz	✓	-	0.3	0.7
4. Electrical signal tests of frequency weightings				
For 10 Hz to 4 kHz	✓	-	0.3	0.6
For > 4 kHz to 10 kHz	✓	-	0.3	0.7
For > 10 kHz to 20 kHz	-	-	-	1.0
5. Frequency and time weightings at 1 kHz	✓	-	0.2	0.2
6. Long - term stability	✓	-	0.1	0.1
7. Level linearity on the reference level range	✓	-	0.2	0.3
8. Level linearity including the level range control	✓	-	0.2	0.3
9. Tone burst response	✓	-	0.2	0.3
10. Peak C sound level	✓	-	0.2	0.35
11. Overload indication	✓	-	0.2	0.25
12. High level stability	✓	-	0.1	0.1

Note : Pass/Fail evaluation for each parameter,  
will be considered together from the acceptance limit and the Maximum-permitted uncertainty of measurement.

## Continuation of Calibration Certificate

Cert. No. : ACL23348

Job No. : VC67AC0023

Pages : 4 of 8

**Result of calibration :****1. Absolute sensitivity**

Reference Acoustic Signal ( dB )	Measured Value ( dB )	Deviation ( dB )	Acceptance Limit ( dB )
93.9 (93.98)	93.9	0.0	±0.3

**2. Self-generated noise**

## 2.1 Normal test

Measured Value ( dB )
16.9

2.2 The microphone of the sound level meter was replaced by electrical signal input device.

Frequency Weighting	Measured value ( dB )
A - weight	14.8
C - weight	20.7
Flat	26.6

**3. Acoustical signal tests of frequency weightings**

Meter free-field acoustic response at a level of 84 dB

Frequency ( Hz )	Deviation from various frequency weighting response curve (dB)			
	Flat	C-weight	A-weight	Acceptance Limits
125	0.6	0.7	0.6	± 1.5
1000	-0.1	-0.1	-0.1	± 1.0
8000	1.5	1.6	1.7	±5.0



## Continuation of Calibration Certificate

Cert. No. : ACL23348

Job No. : VC67AC0023

Pages : 5 of 8

## 4. Electrical signal tests of frequency weightings

Weighting network response with relative to 1 kHz.

Frequency ( Hz )	Deviation from various frequency weighting response curve (dB)			
	Flat	C-weight	A-weight	Acceptance Limits
63	-0.1	-0.1	-0.1	±2.0
125	0.0	0.0	-0.1	±1.5
250	0.0	-0.1	-0.1	±1.5
500	0.0	0.0	-0.1	±1.5
1000	0.0	0.0	0.0	±1.0
2000	0.0	0.0	0.0	±2.0
4000	0.0	0.0	0.0	±3.0
8000	0.0	0.0	0.0	±5.0

## 5. Frequency and time weightings at 1 kHz

## 5.1 Frequency weightings at 1 kHz

Frequency Weighting	Anticipated Value ( dB )	Measured Value ( dB )	Deviated Value ( dB )	Acceptance Limits ( dB )
A - weight	94.0	94.0	0.0	± 0.2
C - weight	94.0	94.0	0.0	± 0.2
Flat	94.0	94.0	0.0	± 0.2

## 5.2 Time weighting at 1 kHz

Frequency Weighting	Anticipated Value ( dB )	Measured Value ( dB )	Deviated Value ( dB )	Acceptance Limits ( dB )
Fast	94.0	94.0	0.0	± 0.1
Slow	94.0	94.0	0.0	± 0.1
Leq	94.0	94.0	0.0	± 0.1

## 6. Long - term stability

Frequency Weighting	SLM Display at initial ( dB )	SLM Display at final ( dB )	Deviated Value ( dB )	Acceptance Limits ( dB )
A - weight	94.0	94.0	0.0	± 0.3

## Continuation of Calibration Certificate

Cert. No. : ACL23348  
Job No. : VC67AC0023  
Pages : 6 of 8

## 7. Level linearity on the reference level range

Anticipated Value ( dB )	Measured Value ( dB )	Deviated Value ( dB )	Acceptance Limits ( dB )
137.0	137.1	0.1	$\pm 1.1$
136.0	136.1	0.1	$\pm 1.1$
135.0	135.1	0.1	$\pm 1.1$
134.0	134.1	0.1	$\pm 1.1$
133.0	133.0	0.0	$\pm 1.1$
132.0	132.0	0.0	$\pm 1.1$
131.0	131.0	0.0	$\pm 1.1$
129.0	129.1	0.1	$\pm 1.1$
124.0	124.0	0.0	$\pm 1.1$
119.0	119.1	0.1	$\pm 1.1$
114.0	114.1	0.1	$\pm 1.1$
109.0	109.1	0.1	$\pm 1.1$
104.0	104.1	0.1	$\pm 1.1$
99.0	99.0	0.0	$\pm 1.1$
94.0	94.0	0.0	$\pm 1.1$
89.0	89.0	0.0	$\pm 1.1$
84.0	84.0	0.0	$\pm 1.1$
79.0	79.0	0.0	$\pm 1.1$
74.0	74.0	0.0	$\pm 1.1$
69.0	69.0	0.0	$\pm 1.1$
64.0	64.0	0.0	$\pm 1.1$
59.0	59.0	0.0	$\pm 1.1$
54.0	54.0	0.0	$\pm 1.1$
49.0	49.0	0.0	$\pm 1.1$
44.0	44.0	0.0	$\pm 1.1$
39.0	39.0	0.0	$\pm 1.1$
34.0	34.0	0.0	$\pm 1.1$
30.0	29.9	-0.1	$\pm 1.1$
29.0	28.9	-0.1	$\pm 1.1$
28.0	28.0	0.0	$\pm 1.1$
27.0	26.9	-0.1	$\pm 1.1$
26.0	25.9	-0.1	$\pm 1.1$
25.0	24.9	-0.1	$\pm 1.1$



## Continuation of Calibration Certificate

Cert. No. : ACL23348  
Job No. : VC67AC0023  
Pages : 7 of 8

## 8. Level linearity including the level range control

Range	Anticipated Value ( dB )	Measured Value ( dB )	Deviated Value ( dB )	Acceptance Limits ( dB )
Auto	94.0	94.0	0.0	±1.1

## 9. Tone burst response

Time Weighting	Tone burst duration, Tb ( ms )	Cycle	Anticipated Value ( dB )	Measured Value ( dB )	Deviated Value ( dB )	Acceptance Limits ( dB )
Fast	0.25	1	108.0	107.9	-0.1	1.5 ; -5.0
	2	8	117.0	116.9	-0.1	1.0 ; -2.5
	200	800	134.0	134.0	0.0	±1.0
Slow	2	8	108.0	108.0	0.0	1.5 ; -5.0
	200	800	127.6	127.6	0.0	±1.0
SEL	0.25	1	99.0	98.8	-0.2	1.5 ; -5.0
	2	8	108.0	108.0	0.0	1.0 ; -2.5
	200	800	128.0	128.0	0.0	±1.0

## 10. Peak C sound level

Number of cycle in test signal	Anticipated Value ( dB )	Measured Value, Lcpeak ( dB )	Deviated Value ( dB )	Acceptance Limits ( dB )
Continuous	133.0	133.0	0.0	±3.0
One	136.4	136.4	0.0	±3.0

Number of cycle in test signal	Anticipated Value ( dB )	Measured Value ( dB )	Deviated Value ( dB )	Acceptance Limits ( dB )
Continuous	133.0	133.0	0.0	±2.0
Positive half cycle	135.4	135.1	-0.3	±2.0
Negative half cycle	135.4	135.1	-0.3	±2.0

## Continuation of Calibration Certificate

Cert. No. : ACL23348

Job No. : VC67AC0023

Pages : 8 of 8

## 11. Overload indication

Measured value ( dB )		Deviated Value ( dB )	Acceptance Limits ( dB )
Positive one-half cycle	Negative one-half cycle		
89.6	89.5	-0.1	±1.5

## 12. High level stability

Frequency Weighting	SLM Display at initial ( dB )	SLM Display at final ( dB )	Deviated Value ( dB )	Acceptance Limits ( dB )
A - weight	137.0	137.0	0.0	±0.3

The reported uncertainty is based on a standard uncertainty multiplied by coverage factor  $k = 2$   
or any value following calculation, providing a level of confidence of approximately 95 %

End of Calibration Certificate



Cert. No. : ACL24013

Pages : 1 of 8

## Calibration Certificate

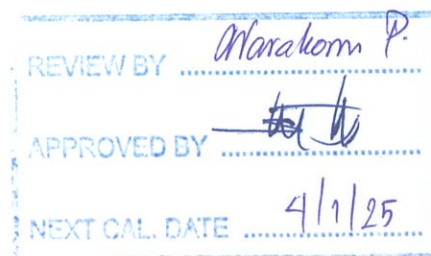
**Equipment :** SOUND LEVEL METER  
**Manufacturer :** RION  
**Model :** NL-42A / Microphone UC-52 / Preamplifier NH-24  
**Serial No.:** 00623391 / 198638 / 26419  
**ID No.:** RYG\_FS0616

**Condition As Found :** GOOD

**Customer :** ALS LABORATORY GROUP (THAILAND) CO., LTD.  
104 PHATTHANAKAN 40, PHATTHANAKAN ROAD,  
KHWAEANG PHATTHANAKAN, KHET SUAN LUANG,  
BANGKOK, 10250 THAILAND.

**Location :** -  
**Ambient Temperature :** ( 23.0  $\pm$  3 ) °C  
**Pressure :** ( 101.3  $\pm$  3 ) kPa  
**Relative Humidity :** ( 50.0  $\pm$  20 ) %

**Received Date :** 19 DECEMBER 2023  
**Calibration Date :** 05-08 JANUARY 2024  
**Date of Issue :** 09 JANUARY 2024



**Calibrated by :** Nathakorn Pisutpaisan

**Approved by :**   
( Thanakul Petchurai )

This certificate is issued in accordance with the requirements of ISO/IEC 17025 standard, may not be reproduced other than in full, except with the prior written approval of the head of Calibration Laboratory.

# SITHIPORN ASSOCIATES CO., LTD.

## CALIBRATION LABORATORY

451-451/1 Sirinthorn Road, Bangbumru, Bangplud, Bangkok, 10700 Thailand  
Tel. +66 2433 8331 Email : calibration@sithiporn.com

SITHIPORN  
associates



Cert. No. : ACL24013  
Job No. : VC67AC0044  
Pages : 2 of 8

**Calibration Procedure :** CP-AC-01

### Calibration Method :

This equipment was calibrated by follow on IEC-61672-3 (2013) Standard for sound level meter (SLM).

The SLM had tests to Acoustical and Electrical signal tests of frequency weighting with Anechoic chamber and Reference Standard Instruments.

For tests results of each items were made by observation of each Instruments display and also with SLM's display.

### Condition of this result of calibration :

#### 1. Reference Standard Instruments :

<u>Instrument</u>	<u>Model</u>	<u>Serial No.</u>	<u>Cert. No.</u>	<u>Due Date</u>
Waveform Generator	33210A	MY48017076	EF-0009-23	07-FEB-24
Waveform Generator	33511B	MY52302742	EF-0010-23	07-FEB-24
Digital Multimeter	33461A	MY53220104	EEL.BP 30/0266	13-FEB-24
Digital Multimeter	33461A	MY53220076	EEL.BP 29/0266	13-FEB-24
Digital Multimeter	34461A	MY60024273	EEL.BP 31/0266	14-FEB-24
Programmable Attenuator	MAT-1070	62100114	EF-0011-23	08-FEB-24
Condenser Microphone	4180	2977900	AA-1001-23	14-FEB-24
Measuring Amplifier	NA-42KAI	34560495	AA-3002-23	14-FEB-24

2. This result of calibration was found accurate as shown on date and place of calibration for this calibrated item only.

3. This certificate is traceable to the international system of unit maintained at :

3.1 National Institute of Metrology (Thailand).

3.2 Thailand Institute of Scientific and Technological Research (TISTR).

*T. Peter*

# SITHIPORN ASSOCIATES CO., LTD.

## CALIBRATION LABORATORY

451-451/1 Sirinthorn Road, Bangbumru, Bangplud, Bangkok, 10700 Thailand  
Tel. +66 2433 8331 Email : calibration@sithiporn.com

SITHIPORN  
associates



Cert. No. : ACL24013  
Job No. : VC67AC0044  
Pages : 3 of 8

### Summary of Measurement Result :

Parameter	Uncertainty	Maximum-permitted
	(dB)	uncertainty of measurement (dB)
1. Absolute sensitivity	0.2	N/A
2. Self-generated noise	0.2	N/A
3. Acoustical signal tests of frequency weightings		
125 Hz	0.3	0.6
1000 Hz	0.3	0.6
8000 Hz	0.3	0.7
4. Electrical signal tests of frequency weightings		
For 10 Hz to 4 kHz	0.3	0.6
For > 4 kHz to 10 kHz	0.3	0.7
For > 10 kHz to 20 kHz	-	1.0
5. Frequency and time weightings at 1 kHz	0.2	0.2
6. Long - term stability	0.1	0.1
7. Level linearity on the reference level range	0.2	0.3
8. Level linearity including the level range control	0.2	0.3
9. Tone burst response	0.2	0.3
10. Peak C sound level	0.2	0.35
11. Overload indication	0.2	0.25
12. High level stability	0.1	0.1

*F. Retan*



# SITHIPORN ASSOCIATES CO., LTD.

## CALIBRATION LABORATORY

451-451/1 Sirinthorn Road, Bangbumru, Bangplud, Bangkok, 10700 Thailand  
Tel. +66 2433 8331 Email : calibration@sithiporn.com

SITHIPORN  
associates



Cert. No. : ACL24013

Job No. : VC67AC0044

Pages : 4 of 8

### Result of calibration :

#### 1. Absolute sensitivity

Reference Acoustic Signal ( dB )	Measured Value ( dB )	Deviation ( dB )	Acceptance Limit ( dB )
93.9 (93.98)	93.9	0.0	±0.3

#### 2. Self-generated noise

##### 2.1 Normal test

Measured Value ( dB )
15.1

2.2 The microphone of the sound level meter was replaced by electrical signal input device.

Frequency Weighting	Measured value ( dB )
A - weight	13.8
C - weight	20.3
Flat	25.8

#### 3. Acoustical signal tests of frequency weightings

Meter free-field acoustic response at a level of 84 dB

Frequency ( Hz )	Deviation from various frequency weighting response curve (dB)			
	Flat	C-weight	A-weight	Acceptance Limits
125	0.2	0.2	0.2	± 1.5
1000	0.0	0.0	0.0	± 1.0
8000	1.5	1.6	1.6	±5.0

*g. Pet...*

**Cert. No. : ACL24013**  
**Job No. : VC67AC0044**  
**Pages : 5 of 8**

#### 4. Electrical signal tests of frequency weightings

Weighting network response with relative to 1 kHz.

Frequency ( Hz )	Deviation from various frequency weighting response curve (dB)			
	Flat	C-weight	A-weight	Acceptance Limits
63	-0.1	-0.1	0.0	±2.0
125	0.0	0.0	0.0	±1.5
250	0.0	0.0	-0.1	±1.5
500	0.0	0.0	-0.1	±1.5
1000	0.0	0.0	0.0	±1.0
2000	0.0	0.0	0.0	±2.0
4000	0.0	0.0	0.0	±3.0
8000	0.0	0.1	0.1	±5.0

#### 5. Frequency and time weightings at 1 kHz

##### 5.1 Frequency weightings at 1 kHz

Frequency Weighting	Anticipated Value ( dB )	Measured Value ( dB )	Deviated Value ( dB )	Acceptance Limits ( dB )
A - weight	94.0	94.0	0.0	± 0.2
C - weight	94.0	94.0	0.0	± 0.2
Flat	94.0	94.0	0.0	± 0.2

##### 5.2 Time weighting at 1 kHz

Frequency Weighting	Anticipated Value ( dB )	Measured Value ( dB )	Deviated Value ( dB )	Acceptance Limits ( dB )
Fast	94.0	94.0	0.0	± 0.1
Slow	94.0	94.0	0.0	± 0.1
Leq	94.0	94.0	0.0	± 0.1

#### 6. Long - term stability

Frequency Weighting	SLM Display at initial ( dB )	SLM Display at final ( dB )	Deviated Value ( dB )	Acceptance Limits ( dB )
A - weight	94.0	94.0	0.0	± 0.3

*Retur*

# SITHIPORN ASSOCIATES CO., LTD.

## CALIBRATION LABORATORY

451-451/1 Sirinthorn Road, Bangbumru, Bangplud, Bangkok, 10700 Thailand  
Tel. +66 2433 8331 Email : calibration@sithiporn.com

SITHIPORN  
associates



Cert. No. : ACL24013

Job No. : VC67AC0044

Pages : 6 of 8

### 7. Level linearity on the reference level range

Anticipated Value ( dB )	Measured Value ( dB )	Deviated Value ( dB )	Acceptance Limits ( dB )
137.0	137.0	0.0	$\pm 1.1$
136.0	136.0	0.0	$\pm 1.1$
135.0	135.0	0.0	$\pm 1.1$
134.0	134.0	0.0	$\pm 1.1$
133.0	133.0	0.0	$\pm 1.1$
132.0	132.0	0.0	$\pm 1.1$
131.0	131.0	0.0	$\pm 1.1$
129.0	129.0	0.0	$\pm 1.1$
124.0	124.0	0.0	$\pm 1.1$
119.0	119.0	0.0	$\pm 1.1$
114.0	114.0	0.0	$\pm 1.1$
109.0	109.0	0.0	$\pm 1.1$
104.0	104.0	0.0	$\pm 1.1$
99.0	99.0	0.0	$\pm 1.1$
94.0	94.0	0.0	$\pm 1.1$
89.0	89.1	0.1	$\pm 1.1$
84.0	84.1	0.1	$\pm 1.1$
79.0	79.0	0.0	$\pm 1.1$
74.0	74.1	0.1	$\pm 1.1$
69.0	69.1	0.1	$\pm 1.1$
64.0	64.0	0.0	$\pm 1.1$
59.0	59.1	0.1	$\pm 1.1$
54.0	54.0	0.0	$\pm 1.1$
49.0	49.0	0.0	$\pm 1.1$
44.0	44.0	0.0	$\pm 1.1$
39.0	39.0	0.0	$\pm 1.1$
34.0	34.1	0.1	$\pm 1.1$
30.0	30.1	0.1	$\pm 1.1$
29.0	29.1	0.1	$\pm 1.1$
28.0	28.1	0.1	$\pm 1.1$
27.0	27.2	0.2	$\pm 1.1$
26.0	26.2	0.2	$\pm 1.1$
25.0	25.3	0.3	$\pm 1.1$

*G. Retan*



# SITHIPORN ASSOCIATES CO., LTD.

## CALIBRATION LABORATORY

451-451/1 Sirinthorn Road, Bangbumru, Bangplud, Bangkok, 10700 Thailand  
Tel. +66 2433 8331 Email : calibration@sithiporn.com

SITHIPORN  
associates



Cert. No. : ACL24013  
Job No. : VC67AC0044  
Pages : 7 of 8

### 8. Level linearity including the level range control

Range	Anticipated Value ( dB )	Measured Value ( dB )	Deviated Value ( dB )	Acceptance Limits ( dB )
Auto	94.0	94.0	0.0	±1.1

### 9. Tone burst response

Time Weighting	Tone burst duration, Tb ( ms )	Cycle	Anticipated Value ( dB )	Measured Value ( dB )	Deviated Value ( dB )	Acceptance Limits ( dB )
Fast	0.25	1	108.0	107.9	-0.1	1.5 ; -5.0
	2	8	117.0	117.0	0.0	1.0 ; -2.5
	200	800	134.0	134.0	0.0	±1.0
Slow	2	8	108.0	108.0	0.0	1.5 ; -5.0
	200	800	127.6	127.6	0.0	±1.0
SEL	0.25	1	99.0	98.9	-0.1	1.5 ; -5.0
	2	8	108.0	108.0	0.0	1.0 ; -2.5
	200	800	128.0	128.0	0.0	±1.0

### 10. Peak C sound level

Number of cycle in test signal	Anticipated Value ( dB )	Measured Value, Lcpeak ( dB )	Deviated Value ( dB )	Acceptance Limits ( dB )
Continuous	133.0	133.0	0.0	±3.0
One	136.4	135.8	-0.6	±3.0

Number of cycle in test signal	Anticipated Value ( dB )	Measured Value ( dB )	Deviated Value ( dB )	Acceptance Limits ( dB )
Continuous	133.0	133.1	0.1	±2.0
Positive half cycle	135.4	135.2	-0.2	±2.0
Negative half cycle	135.4	135.3	-0.1	±2.0

*J. Retana*

# SITHIPORN ASSOCIATES CO., LTD.

## CALIBRATION LABORATORY

451-451/1 Sirinthorn Road, Bangbumru, Bangplud, Bangkok, 10700 Thailand  
Tel. +66 2433 8331 Email : calibration@sithiporn.com

SITHIPORN  
associates



Cert. No. : ACL24013  
Job No. : VC67AC0044  
Pages : 8 of 8

### 11. Overload indication

Measured value ( dB )		Deviated Value ( dB )	Acceptance Limits ( dB )
Positive one-half cycle	Negative one-half cycle		
89.5	89.8	0.3	±1.5

### 12. High level stability

Frequency Weighting	SLM Display at initial ( dB )	SLM Display at final ( dB )	Deviated Value ( dB )	Acceptance Limits ( dB )
A - weight	137.0	137.0	0.0	±0.3

The reported uncertainty is based on a standard uncertainty multiplied by coverage factor  $k = 2$   
or any value following calculation, providing a level of confidence of approximately 95 %

————— **End of Calibration Certificate** —————

*G. Peter*

Cert. No. : ACL24034

Pages : 1 of 8

## Calibration Certificate

**Equipment :** SOUND LEVEL METER  
**Manufacturer :** RION  
**Model :** NL-42A / Microphone UC-52 / Preamplifier NH-24  
**Serial No.:** 00623393 / 198640 / 26421  
**ID No.:** RYG\_FS0618

**Condition As Found :** GOOD

**Customer :** ALS LABORATORY GROUP (THAILAND) CO., LTD.  
104 PHATTHANAKAN 40, PHATTHANAKAN ROAD,  
KHWANG PHATTHANAKAN, KHET SUAN LUANG,  
BANGKOK, 10250 THAILAND.

**Location :** -  
**Ambient Temperature :** ( 23.0  $\pm$  3 ) °C  
**Pressure :** ( 101.3  $\pm$  3 ) kPa  
**Relative Humidity :** ( 50.0  $\pm$  20 ) %

**Received Date :** 05 JANUARY 2024  
**Calibration Date :** 12-15 JANUARY 2024  
**Date of Issue :** 16 JANUARY 2024



**Calibrated by :**

Nathakorn Pisutpaisan

**Approved by :**

(  )  
( Thanakul Petchurai )

This certificate is issued in accordance with the requirements of ISO/IEC 17025 standard, may not be reproduced other than in full, except with the prior written approval of the head of Calibration Laboratory.



# SITHIPORN ASSOCIATES CO., LTD.

## CALIBRATION LABORATORY

451-451/1 Sirinthorn Road, Bangbumru, Bangplud, Bangkok, 10700 Thailand  
Tel. +66 2433 8331 Email : calibration@sithiporn.com

SITHIPORN  
associates



Cert. No. : ACL24034  
Job No. : VC67AC0052  
Pages : 2 of 8

Calibration Procedure : CP-AC-01

### Calibration Method :

This equipment was calibrated by follow on IEC-61672-3 (2013) Standard for sound level meter (SLM).

The SLM had tests to Acoustical and Electrical signal tests of frequency weighting with Anechoic chamber and Reference Standard Instruments.

For tests results of each items were made by observation of each Instruments display and also with SLM's display.

### Condition of this result of calibration :

#### 1. Reference Standard Instruments :

<u>Instrument</u>	<u>Model</u>	<u>Serial No.</u>	<u>Cert. No.</u>	<u>Due Date</u>
Waveform Generator	33210A	MY48017076	EF-0009-23	07-FEB-24
Waveform Generator	33511B	MY52302742	EF-0010-23	07-FEB-24
Digital Multimeter	33461A	MY53220104	EEL.BP 30/0266	13-FEB-24
Digital Multimeter	33461A	MY53220076	EEL.BP 29/0266	13-FEB-24
Digital Multimeter	34461A	MY60024273	EEL.BP 31/0266	14-FEB-24
Programmable Attenuator	MAT-1070	62100114	EF-0011-23	08-FEB-24
Condenser Microphone	4180	2977900	AA-1001-23	14-FEB-24
Measuring Amplifier	NA-42KAI	34560495	AA-3002-23	14-FEB-24

2. This result of calibration was found accurate as shown on date and place of calibration for this calibrated item only.

3. This certificate is traceable to the international system of unit maintained at :

3.1 National Institute of Metrology (Thailand).

3.2 Thailand Institute of Scientific and Technological Research (TISTR).



# SITHIPORN ASSOCIATES CO., LTD.

## CALIBRATION LABORATORY

451-451/1 Sirinthorn Road, Bangbunru, Bangplud, Bangkok, 10700 Thailand  
Tel. +66 2433 8331 Email : calibration@sithiporn.com

SITHIPORN  
associates



Cert. No. : ACL24034  
Job No. : VC67AC0052  
Pages : 3 of 8

### Summary of Measurement Result :

Parameter	Uncertainty (dB)	Maximum-permitted uncertainty of measurement (dB)
1. Absolute sensitivity	0.2	N/A
2. Self-generated noise	0.2	N/A
3. Acoustical signal tests of frequency weightings		
125 Hz	0.3	0.6
1000 Hz	0.3	0.6
8000 Hz	0.3	0.7
4. Electrical signal tests of frequency weightings		
For 10 Hz to 4 kHz	0.3	0.6
For > 4 kHz to 10 kHz	0.3	0.7
For > 10 kHz to 20 kHz	-	1.0
5. Frequency and time weightings at 1 kHz	0.2	0.2
6. Long - term stability	0.1	0.1
7. Level linearity on the reference level range	0.2	0.3
8. Level linearity including the level range control	0.2	0.3
9. Tone burst response	0.2	0.3
10. Peak C sound level	0.2	0.35
11. Overload indication	0.2	0.25
12. High level stability	0.1	0.1

*T. Petcha*

# SITHIPORN ASSOCIATES CO., LTD.

## CALIBRATION LABORATORY

451-451/1 Sirinthorn Road, Bangbunru, Bangplud, Bangkok, 10700 Thailand  
Tel. +66 2433 8331 Email : calibration@sithiporn.com

SITHIPORN  
associates



Cert. No. : ACL24034

Job No. : VC67AC0052

Pages : 4 of 8

### Result of calibration :

#### 1. Absolute sensitivity

Reference Acoustic Signal ( dB )	Measured Value ( dB )	Deviation ( dB )	Acceptance Limit ( dB )
93.9 (93.98)	93.9	0.0	±0.3

#### 2. Self-generated noise

##### 2.1 Normal test

Measured Value ( dB )
14.6

2.2 The microphone of the sound level meter was replaced by electrical signal input device.

Frequency Weighting	Measured value ( dB )
A - weight	10.8
C - weight	17.4
Flat	23.3

#### 3. Acoustical signal tests of frequency weightings

Meter free-field acoustic response at a level of 84 dB

Frequency ( Hz )	Deviation from various frequency weighting response curve (dB)			
	Flat	C-weight	A-weight	Acceptance Limits
125	0.3	0.3	0.3	± 1.5
1000	0.1	0.1	0.1	± 1.0
8000	-0.3	-0.2	-0.2	±5.0

*Signature*

**Cert. No. : ACL24034**

**Job No. : VC67AC0052**

**Pages : 5 of 8**

#### 4. Electrical signal tests of frequency weightings

Weighting network response with relative to 1 kHz.

Frequency ( Hz )	Deviation from various frequency weighting response curve (dB)			
	Flat	C-weight	A-weight	Acceptance Limits
63	0.0	0.0	0.0	±2.0
125	0.0	0.0	0.0	±1.5
250	0.0	0.0	0.0	±1.5
500	0.0	0.1	0.0	±1.5
1000	0.0	0.0	0.0	±1.0
2000	0.0	0.0	0.0	±2.0
4000	0.0	0.0	0.0	±3.0
8000	0.0	0.1	0.1	±5.0

#### 5. Frequency and time weightings at 1 kHz

##### 5.1 Frequency weightings at 1 kHz

Frequency Weighting	Anticipated Value ( dB )	Measured Value ( dB )	Deviated Value ( dB )	Acceptance Limits ( dB )
A - weight	94.0	94.0	0.0	± 0.2
C - weight	94.0	94.0	0.0	± 0.2
Flat	94.0	94.0	0.0	± 0.2

##### 5.2 Time weighting at 1 kHz

Frequency Weighting	Anticipated Value ( dB )	Measured Value ( dB )	Deviated Value ( dB )	Acceptance Limits ( dB )
Fast	94.0	94.0	0.0	± 0.1
Slow	94.0	94.0	0.0	± 0.1
Leq	94.0	94.0	0.0	± 0.1

#### 6. Long - term stability

Frequency Weighting	SLM Display at initial ( dB )	SLM Display at final ( dB )	Deviated Value ( dB )	Acceptance Limits ( dB )
A - weight	94.0	94.0	0.0	± 0.3

*7. Peter.*



# SITHIPORN ASSOCIATES CO., LTD.

## CALIBRATION LABORATORY

451-451/1 Sirinthorn Road, Bangbunru, Bangplud, Bangkok, 10700 Thailand  
Tel. +66 2433 8331 Email : calibration@sithiporn.com

SITHIPORN  
associates



Cert. No. : ACL24034

Job No. : VC67AC0052

Pages : 6 of 8

### 7. Level linearity on the reference level range

Anticipated Value ( dB )	Measured Value ( dB )	Deviated Value ( dB )	Acceptance Limits ( dB )
137.0	137.0	0.0	$\pm 1.1$
136.0	136.0	0.0	$\pm 1.1$
135.0	135.0	0.0	$\pm 1.1$
134.0	134.0	0.0	$\pm 1.1$
133.0	133.0	0.0	$\pm 1.1$
132.0	132.0	0.0	$\pm 1.1$
131.0	131.0	0.0	$\pm 1.1$
129.0	129.0	0.0	$\pm 1.1$
124.0	124.0	0.0	$\pm 1.1$
119.0	119.0	0.0	$\pm 1.1$
114.0	114.0	0.0	$\pm 1.1$
109.0	109.0	0.0	$\pm 1.1$
104.0	104.0	0.0	$\pm 1.1$
99.0	99.0	0.0	$\pm 1.1$
94.0	94.0	0.0	$\pm 1.1$
89.0	89.0	0.0	$\pm 1.1$
84.0	84.0	0.0	$\pm 1.1$
79.0	79.0	0.0	$\pm 1.1$
74.0	74.0	0.0	$\pm 1.1$
69.0	69.0	0.0	$\pm 1.1$
64.0	64.0	0.0	$\pm 1.1$
59.0	59.0	0.0	$\pm 1.1$
54.0	53.9	-0.1	$\pm 1.1$
49.0	49.0	0.0	$\pm 1.1$
44.0	44.0	0.0	$\pm 1.1$
39.0	39.0	0.0	$\pm 1.1$
34.0	34.0	0.0	$\pm 1.1$
30.0	29.9	-0.1	$\pm 1.1$
29.0	28.9	-0.1	$\pm 1.1$
28.0	28.0	0.0	$\pm 1.1$
27.0	27.0	0.0	$\pm 1.1$
26.0	26.1	0.1	$\pm 1.1$
25.0	24.9	-0.1	$\pm 1.1$

*G. Ketan*

**Cert. No. : ACL24034**  
**Job No. : VC67AC0052**  
**Pages : 7 of 8**

**8. Level linearity including the level range control**

Range	Anticipated Value ( dB )	Measured Value ( dB )	Deviated Value ( dB )	Acceptance Limits ( dB )
Auto	94.0	94.0	0.0	±1.1

**9. Tone burst response**

Time Weighting	Tone burst duration, Tb ( ms )	Cycle	Anticipated Value ( dB )	Measured Value ( dB )	Deviated Value ( dB )	Acceptance Limits ( dB )
Fast	0.25	1	108.0	107.9	-0.1	1.5 ; -5.0
	2	8	117.0	117.0	0.0	1.0 ; -2.5
	200	800	134.0	134.1	0.1	±1.0
Slow	2	8	108.0	108.0	0.0	1.5 ; -5.0
	200	800	127.6	127.6	0.0	±1.0
SEL	0.25	1	99.0	98.9	-0.1	1.5 ; -5.0
	2	8	108.0	108.0	0.0	1.0 ; -2.5
	200	800	128.0	128.1	0.1	±1.0

**10. Peak C sound level**

Number of cycle in test signal	Anticipated Value ( dB )	Measured Value, Lcpeak ( dB )	Deviated Value ( dB )	Acceptance Limits ( dB )
Continuous	133.0	133.0	0.0	±3.0
One	136.4	135.5	-0.9	±3.0

Number of cycle in test signal	Anticipated Value ( dB )	Measured Value ( dB )	Deviated Value ( dB )	Acceptance Limits ( dB )
Continuous	133.0	133.0	0.0	±2.0
Positive half cycle	135.4	135.2	-0.2	±2.0
Negative half cycle	135.4	135.2	-0.2	±2.0

*7. Peterh.*

# SITHIPORN ASSOCIATES CO., LTD.

## CALIBRATION LABORATORY

451-451/1 Sirinthorn Road, Bangbumru, Bangplud, Bangkok, 10700 Thailand  
Tel. +66 2433 8331 Email : calibration@sithiporn.com

SITHIPORN  
associates



Cert. No. : ACL24034  
Job No. : VC67AC0052  
Pages : 8 of 8

### 11. Overload indication

Measured value ( dB )		Deviated Value ( dB )	Acceptance Limits ( dB )
Positive one-half cycle	Negative one-half cycle		
89.7	89.6	-0.1	±1.5

### 12. High level stability

Frequency Weighting	SLM Display at initial ( dB )	SLM Display at final ( dB )	Deviated Value ( dB )	Acceptance Limits ( dB )
A - weight	137.0	137.0	0.0	±0.3

The reported uncertainty is based on a standard uncertainty multiplied by coverage factor  $k = 2$   
or any value following calculation, providing a level of confidence of approximately 95 %

\_\_\_\_\_  
End of Calibration Certificate

*Peter*



**Cert. No. : ACL24036**

**Pages : 1 of 8**

## Calibration Certificate

**Equipment :** SOUND LEVEL METER  
**Manufacturer :** RION  
**Model :** NL-42A / Microphone UC-52 / Preamplifier NH-24  
**Serial No.:** 00623395 / 198642 / 26423  
**ID No.:** RYG\_FS0620

**Condition As Found :** GOOD

**Customer :** ALS LABORATORY GROUP (THAILAND) CO., LTD.  
104 PHATTHANAKAN 40, PHATTHANAKAN ROAD,  
KHWAEANG PHATTHANAKAN, KHET SUAN LUANG,  
BANGKOK, 10250 THAILAND.

**Location :** -  
**Ambient Temperature :** ( 23.0  $\pm$  3 ) °C  
**Pressure :** ( 101.3  $\pm$  3 ) kPa  
**Relative Humidity :** ( 50.0  $\pm$  20 ) %

**Received Date :** 05 JANUARY 2024  
**Calibration Date :** 12-15 JANUARY 2024  
**Date of Issue :** 16 JANUARY 2024

REVIEW BY	Nathakorn P.
APPROVED BY	[Signature]
NEXT CAL. DATE	11 / 1 / 25

**Calibrated by :** Nathakorn Pisutpaisan

**Approved by :** [Signature]  
( Thanakul Petchurai )

This certificate is issued in accordance with the requirements of ISO/IEC 17025 standard, may not be reproduced other than in full, except with the prior written approval of the head of Calibration Laboratory.

# SITHIPORN ASSOCIATES CO., LTD.

## CALIBRATION LABORATORY

451-451/1 Sirinthorn Road, Bangbumru, Bangplud, Bangkok, 10700 Thailand  
Tel. +66 2433 8331 Email : calibration@sithiphorn.com

SITHIPORN  
associates



Cert. No. : ACL24036  
Job No. : VC67AC0052  
Pages : 2 of 8

Calibration Procedure : CP-AC-01

### Calibration Method :

This equipment was calibrated by follow on IEC-61672-3 (2013) Standard for sound level meter (SLM).

The SLM had tests to Acoustical and Electrical signal tests of frequency weighting with Anechoic chamber and Reference Standard Instruments.

For tests results of each items were made by observation of each Instruments display and also with SLM's display.

### Condition of this result of calibration :

#### 1. Reference Standard Instruments :

<u>Instrument</u>	<u>Model</u>	<u>Serial No.</u>	<u>Cert. No.</u>	<u>Due Date</u>
Waveform Generator	33210A	MY48017076	EF-0009-23	07-FEB-24
Waveform Generator	33511B	MY52302742	EF-0010-23	07-FEB-24
Digital Multimeter	33461A	MY53220104	EEL.BP 30/0266	13-FEB-24
Digital Multimeter	33461A	MY53220076	EEL.BP 29/0266	13-FEB-24
Digital Multimeter	34461A	MY60024273	EEL.BP 31/0266	14-FEB-24
Programmable Attenuator	MAT-1070	62100114	EF-0011-23	08-FEB-24
Condenser Microphone	4180	2977900	AA-1001-23	14-FEB-24
Measuring Amplifier	NA-42KAI	34560495	AA-3002-23	14-FEB-24

2. This result of calibration was found accurate as shown on date and place of calibration for this calibrated item only.

3. This certificate is traceable to the international system of unit maintained at :

3.1 National Institute of Metrology (Thailand).

3.2 Thailand Institute of Scientific and Technological Research (TISTR).

*G. Retcha*

# SITHIPORN ASSOCIATES CO., LTD.

## CALIBRATION LABORATORY

451-451/1 Sirinthorn Road, Bangbumru, Bangplud, Bangkok, 10700 Thailand  
Tel. +66 2433 8331 Email : calibration@sithiporn.com

SITHIPORN  
associates



Cert. No. : ACL24036  
Job No. : VC67AC0052  
Pages : 3 of 8

### Summary of Measurement Result :

Parameter	Uncertainty (dB)	Maximum-permitted uncertainty of measurement (dB)
1. Absolute sensitivity	0.2	N/A
2. Self-generated noise	0.2	N/A
3. Acoustical signal tests of frequency weightings		
125 Hz	0.3	0.6
1000 Hz	0.3	0.6
8000 Hz	0.3	0.7
4. Electrical signal tests of frequency weightings		
For 10 Hz to 4 kHz	0.3	0.6
For > 4 kHz to 10 kHz	0.3	0.7
For > 10 kHz to 20 kHz	-	1.0
5. Frequency and time weightings at 1 kHz	0.2	0.2
6. Long - term stability	0.1	0.1
7. Level linearity on the reference level range	0.2	0.3
8. Level linearity including the level range control	0.2	0.3
9. Tone burst response	0.2	0.3
10. Peak C sound level	0.2	0.35
11. Overload indication	0.2	0.25
12. High level stability	0.1	0.1

*G. Ratanak*



# SITHIPORN ASSOCIATES CO., LTD. CALIBRATION LABORATORY

451-451/1 Sirinthorn Road, Bangbumru, Bangplud, Bangkok, 10700 Thailand  
Tel. +66 2433 8331 Email : calibration@sithiporn.com

SITHIPORN  
associates



Cert. No. : ACL24036

Job No. : VC67AC0052

Pages : 4 of 8

## Result of calibration :

### 1. Absolute sensitivity

Reference Acoustic Signal ( dB )	Measured Value ( dB )	Deviation ( dB )	Acceptance Limit ( dB )
93.9 (93.98)	93.9	0.0	±0.3

### 2. Self-generated noise

#### 2.1 Normal test

Measured Value ( dB )
14.2

2.2 The microphone of the sound level meter was replaced by electrical signal input device.

Frequency Weighting	Measured value ( dB )
A - weight	9.9
C - weight	16.5
Flat	22.3

### 3. Acoustical signal tests of frequency weightings

Meter free-field acoustic response at a level of 84 dB

Frequency ( Hz )	Deviation from various frequency weighting response curve (dB)			
	Flat	C-weight	A-weight	Acceptance Limits
125	0.3	0.3	0.4	± 1.5
1000	0.0	0.0	0.0	± 1.0
8000	0.7	0.8	0.8	±5.0

*G. Retan.*

**Cert. No. : ACL24036**

**Job No. : VC67AC0052**

**Pages : 5 of 8**

#### 4. Electrical signal tests of frequency weightings

Weighting network response with relative to 1 kHz.

Frequency ( Hz )	Deviation from various frequency weighting response curve (dB)			
	Flat	C-weight	A-weight	Acceptance Limits
63	0.0	-0.1	0.0	±2.0
125	0.0	0.0	0.0	±1.5
250	0.0	0.0	0.0	±1.5
500	0.0	0.0	-0.1	±1.5
1000	0.0	0.0	0.0	±1.0
2000	0.0	0.0	0.0	±2.0
4000	0.0	0.0	0.0	±3.0
8000	0.0	0.1	0.1	±5.0

#### 5. Frequency and time weightings at 1 kHz

##### 5.1 Frequency weightings at 1 kHz

Frequency Weighting	Anticipated Value ( dB )	Measured Value ( dB )	Deviated Value ( dB )	Acceptance Limits ( dB )
A - weight	94.0	94.0	0.0	± 0.2
C - weight	94.0	94.0	0.0	± 0.2
Flat	94.0	94.0	0.0	± 0.2

##### 5.2 Time weighting at 1 kHz

Frequency Weighting	Anticipated Value ( dB )	Measured Value ( dB )	Deviated Value ( dB )	Acceptance Limits ( dB )
Fast	94.0	94.0	0.0	± 0.1
Slow	94.0	94.0	0.0	± 0.1
Leq	94.0	94.0	0.0	± 0.1

#### 6. Long - term stability

Frequency Weighting	SLM Display at initial ( dB )	SLM Display at final ( dB )	Deviated Value ( dB )	Acceptance Limits ( dB )
A - weight	94.0	94.0	0.0	± 0.3

*G. Retch.*

# SITHIPORN ASSOCIATES CO., LTD.

## CALIBRATION LABORATORY

451-451/1 Sirinthorn Road, Bangbumru, Bangplud, Bangkok, 10700 Thailand  
Tel. +66 2433 8331 Email : calibration@sithiporn.com



Cert. No. : ACL24036

Job No. : VC67AC0052

Pages : 6 of 8

### 7. Level linearity on the reference level range

Anticipated Value ( dB )	Measured Value ( dB )	Deviated Value ( dB )	Acceptance Limits ( dB )
137.0	137.0	0.0	$\pm 1.1$
136.0	136.0	0.0	$\pm 1.1$
135.0	135.0	0.0	$\pm 1.1$
134.0	134.0	0.0	$\pm 1.1$
133.0	133.0	0.0	$\pm 1.1$
132.0	132.0	0.0	$\pm 1.1$
131.0	131.0	0.0	$\pm 1.1$
129.0	129.0	0.0	$\pm 1.1$
124.0	124.0	0.0	$\pm 1.1$
119.0	119.0	0.0	$\pm 1.1$
114.0	114.0	0.0	$\pm 1.1$
109.0	109.0	0.0	$\pm 1.1$
104.0	104.0	0.0	$\pm 1.1$
99.0	99.0	0.0	$\pm 1.1$
94.0	94.0	0.0	$\pm 1.1$
89.0	89.1	0.1	$\pm 1.1$
84.0	84.1	0.1	$\pm 1.1$
79.0	79.0	0.0	$\pm 1.1$
74.0	74.1	0.1	$\pm 1.1$
69.0	69.1	0.1	$\pm 1.1$
64.0	64.0	0.0	$\pm 1.1$
59.0	59.1	0.1	$\pm 1.1$
54.0	54.0	0.0	$\pm 1.1$
49.0	49.0	0.0	$\pm 1.1$
44.0	44.0	0.0	$\pm 1.1$
39.0	39.0	0.0	$\pm 1.1$
34.0	34.0	0.0	$\pm 1.1$
30.0	30.0	0.0	$\pm 1.1$
29.0	29.0	0.0	$\pm 1.1$
28.0	28.0	0.0	$\pm 1.1$
27.0	27.0	0.0	$\pm 1.1$
26.0	26.0	0.0	$\pm 1.1$
25.0	24.9	-0.1	$\pm 1.1$

*T. Ketkarn*



# SITHIPORN ASSOCIATES CO., LTD.

## CALIBRATION LABORATORY

451-451/1 Sirinthorn Road, Bangbumru, Bangplud, Bangkok, 10700 Thailand  
Tel. +66 2433 8331 Email : calibration@sithiporn.com



**Cert. No. : ACL24036**  
**Job No. : VC67AC0052**  
**Pages : 7 of 8**

### 8. Level linearity including the level range control

Range	Anticipated Value ( dB )	Measured Value ( dB )	Deviated Value ( dB )	Acceptance Limits ( dB )
Auto	94.0	94.0	0.0	±1.1

### 9. Tone burst response

Time Weighting	Tone burst duration, Tb ( ms )	Cycle	Anticipated Value ( dB )	Measured Value ( dB )	Deviated Value ( dB )	Acceptance Limits ( dB )
Fast	0.25	1	108.0	107.9	-0.1	1.5 ; -5.0
	2	8	117.0	117.0	0.0	1.0 ; -2.5
	200	800	134.0	134.0	0.0	±1.0
Slow	2	8	108.0	108.0	0.0	1.5 ; -5.0
	200	800	127.6	127.6	0.0	±1.0
SEL	0.25	1	99.0	98.9	-0.1	1.5 ; -5.0
	2	8	108.0	108.0	0.0	1.0 ; -2.5
	200	800	128.0	128.0	0.0	±1.0

### 10. Peak C sound level

Number of cycle in test signal	Anticipated Value ( dB )	Measured Value, Lcpeak ( dB )	Deviated Value ( dB )	Acceptance Limits ( dB )
Continuous	133.0	133.0	0.0	±3.0
One	136.4	136.1	-0.3	±3.0

Number of cycle in test signal	Anticipated Value ( dB )	Measured Value ( dB )	Deviated Value ( dB )	Acceptance Limits ( dB )
Continuous	133.0	133.1	0.1	±2.0
Positive half cycle	135.4	135.3	-0.1	±2.0
Negative half cycle	135.4	135.3	-0.1	±2.0

*T. Petch*

# SITHIPORN ASSOCIATES CO., LTD. CALIBRATION LABORATORY

451-451/1 Sirinthorn Road, Bangbunru, Bangplud, Bangkok, 10700 Thailand  
Tel. +66 2433 8331 Email : calibration@sithiporn.com

SITHIPORN  
associates



Cert. No. : ACL24036  
Job No. : VC67AC0052  
Pages : 8 of 8

## 11. Overload indication

Measured value ( dB )		Deviated Value ( dB )	Acceptance Limits ( dB )
Positive one-half cycle	Negative one-half cycle		
89.7	89.7	0.0	±1.5

## 12. High level stability

Frequency Weighting	SLM Display at initial ( dB )	SLM Display at final ( dB )	Deviated Value ( dB )	Acceptance Limits ( dB )
A - weight	137.0	137.0	0.0	±0.3

The reported uncertainty is based on a standard uncertainty multiplied by coverage factor  $k = 2$   
or any value following calculation, providing a level of confidence of approximately 95 %

\_\_\_\_\_ **End of Calibration Certificate** \_\_\_\_\_

*G. Peter*

**Cert. No. : ACL24037**

**Pages : 1 of 8**

## Calibration Certificate

**Equipment :** SOUND LEVEL METER  
**Manufacturer :** RION  
**Model :** NL-42A / Microphone UC-52 / Preamplifier NH-24  
**Serial No.:** 00623396 / 198643 / 26424  
**ID No.:** RYG\_FS0621

**Condition As Found :** GOOD

**Customer :** ALS LABORATORY GROUP (THAILAND) CO., LTD.  
104 PHATTHANAKAN 40, PHATTHANAKAN ROAD,  
KHWAEANG PHATTHANAKAN, KHET SUAN LUANG,  
BANGKOK, 10250 THAILAND.

**Location :** -  
**Ambient Temperature :** ( 23.0  $\pm$  3 ) °C  
**Pressure :** ( 101.3  $\pm$  3 ) kPa  
**Relative Humidity :** ( 50.0  $\pm$  20 ) %

**Received Date :** 05 JANUARY 2024  
**Calibration Date :** 12-15 JANUARY 2024  
**Date of Issue :** 16 JANUARY 2024



**Calibrated by :** Nathakorn Pisutpaisan

**Approved by :**

  
( Thanakul Petchurai )

This certificate is issued in accordance with the requirements of ISO/IEC 17025 standard, may not be reproduced other than in full, except with the prior written approval of the head of Calibration Laboratory.



# SITHIPORN ASSOCIATES CO., LTD.

## CALIBRATION LABORATORY

451-451/1 Sirinthorn Road, Bangbumru, Bangplud, Bangkok, 10700 Thailand  
Tel. +66 2433 8331 Email : calibration@sithiporn.com



Cert. No. : ACL24037  
Job No. : VC67AC0052  
Pages : 2 of 8

**Calibration Procedure :** CP-AC-01

### Calibration Method :

This equipment was calibrated by follow on IEC-61672-3 (2013) Standard for sound level meter (SLM).

The SLM had tests to Acoustical and Electrical signal tests of frequency weighting with Anechoic chamber and Reference Standard Instruments.

For tests results of each items were made by observation of each Instruments display and also with SLM's display.

### Condition of this result of calibration :

#### 1. Reference Standard Instruments :

<u>Instrument</u>	<u>Model</u>	<u>Serial No.</u>	<u>Cert. No.</u>	<u>Due Date</u>
Waveform Generator	33210A	MY48017076	EF-0009-23	07-FEB-24
Waveform Generator	33511B	MY52302742	EF-0010-23	07-FEB-24
Digital Multimeter	33461A	MY53220104	EEL.BP 30/0266	13-FEB-24
Digital Multimeter	33461A	MY53220076	EEL.BP 29/0266	13-FEB-24
Digital Multimeter	34461A	MY60024273	EEL.BP 31/0266	14-FEB-24
Programmable Attenuator	MAT-1070	62100114	EF-0011-23	08-FEB-24
Condenser Microphone	4180	2977900	AA-1001-23	14-FEB-24
Measuring Amplifier	NA-42KAI	34560495	AA-3002-23	14-FEB-24

2. This result of calibration was found accurate as shown on date and place of calibration for this calibrated item only.

3. This certificate is traceable to the international system of unit maintained at :

3.1 National Institute of Metrology (Thailand).

3.2 Thailand Institute of Scientific and Technological Research (TISTR).

# SITHIPORN ASSOCIATES CO., LTD.

## CALIBRATION LABORATORY

451-451/1 Sirinthorn Road, Bangbumru, Bangplud, Bangkok, 10700 Thailand  
Tel. +66 2433 8331 Email : calibration@sithiporn.com

SITHIPORN  
associates



Cert. No. : ACL24037  
Job No. : VC67AC0052  
Pages : 3 of 8

### Summary of Measurement Result :

Parameter	Uncertainty (dB)	Maximum-permitted uncertainty of measurement (dB)
1. Absolute sensitivity	0.2	N/A
2. Self-generated noise	0.2	N/A
3. Acoustical signal tests of frequency weightings		
125 Hz	0.3	0.6
1000 Hz	0.3	0.6
8000 Hz	0.3	0.7
4. Electrical signal tests of frequency weightings		
For 10 Hz to 4 kHz	0.3	0.6
For > 4 kHz to 10 kHz	0.3	0.7
For > 10 kHz to 20 kHz	-	1.0
5. Frequency and time weightings at 1 kHz	0.2	0.2
6. Long - term stability	0.1	0.1
7. Level linearity on the reference level range	0.2	0.3
8. Level linearity including the level range control	0.2	0.3
9. Tone burst response	0.2	0.3
10. Peak C sound level	0.2	0.35
11. Overload indication	0.2	0.25
12. High level stability	0.1	0.1

*G. R. S. S.*

# SITHIPORN ASSOCIATES CO., LTD.

## CALIBRATION LABORATORY

451-451/1 Sirinthorn Road, Bangbumru, Bangplud, Bangkok, 10700 Thailand  
Tel. +66 2433 8331 Email : calibration@sithiporn.com

SITHIPORN  
associates



Cert. No. : ACL24037

Job No. : VC67AC0052

Pages : 4 of 8

### Result of calibration :

#### 1. Absolute sensitivity

Reference Acoustic Signal ( dB )	Measured Value ( dB )	Deviation ( dB )	Acceptance Limit ( dB )
93.9 (93.98)	93.9	0.0	±0.3

#### 2. Self-generated noise

##### 2.1 Normal test

Measured Value ( dB )
14.6

2.2 The microphone of the sound level meter was replaced by electrical signal input device.

Frequency Weighting	Measured value ( dB )
A - weight	10.8
C - weight	18.7
Flat	23.6

#### 3. Acoustical signal tests of frequency weightings

Meter free-field acoustic response at a level of 84 dB

Frequency ( Hz )	Deviation from various frequency weighting response curve (dB)			
	Flat	C-weight	A-weight	Acceptance Limits
125	0.1	0.1	0.1	± 1.5
1000	0.0	0.0	0.0	± 1.0
8000	0.4	0.5	0.5	±5.0

*G. Peterson*



**Cert. No. : ACL24037**  
**Job No. : VC67AC0052**  
**Pages : 5 of 8**

#### 4. Electrical signal tests of frequency weightings

Weighting network response with relative to 1 kHz.

Frequency ( Hz )	Deviation from various frequency weighting response curve (dB)			
	Flat	C-weight	A-weight	Acceptance Limits
63	0.0	0.0	0.0	±2.0
125	0.0	0.0	0.0	±1.5
250	0.0	0.0	0.0	±1.5
500	0.0	0.0	0.0	±1.5
1000	0.0	0.0	0.0	±1.0
2000	0.0	0.1	0.0	±2.0
4000	0.0	0.0	0.0	±3.0
8000	0.0	0.1	0.1	±5.0

#### 5. Frequency and time weightings at 1 kHz

##### 5.1 Frequency weightings at 1 kHz

Frequency Weighting	Anticipated Value ( dB )	Measured Value ( dB )	Deviated Value ( dB )	Acceptance Limits ( dB )
A - weight	94.0	94.0	0.0	± 0.2
C - weight	94.0	94.0	0.0	± 0.2
Flat	94.0	94.0	0.0	± 0.2

##### 5.2 Time weighting at 1 kHz

Frequency Weighting	Anticipated Value ( dB )	Measured Value ( dB )	Deviated Value ( dB )	Acceptance Limits ( dB )
Fast	94.0	94.0	0.0	± 0.1
Slow	94.0	94.0	0.0	± 0.1
Leq	94.0	94.0	0.0	± 0.1

#### 6. Long - term stability

Frequency Weighting	SLM Display at initial ( dB )	SLM Display at final ( dB )	Deviated Value ( dB )	Acceptance Limits ( dB )
A - weight	94.0	94.0	0.0	± 0.3

*T. Retan*

# SITHIPORN ASSOCIATES CO., LTD.

## CALIBRATION LABORATORY

451-451/1 Sirinthorn Road, Bangbumru, Bangplud, Bangkok, 10700 Thailand  
Tel. +66 2433 8331 Email : calibration@sithiporn.com

SITHIPORN  
associates



Cert. No. : ACL24037

Job No. : VC67AC0052

Pages : 6 of 8

### 7. Level linearity on the reference level range

Anticipated Value ( dB )	Measured Value ( dB )	Deviated Value ( dB )	Acceptance Limits ( dB )
137.0	137.0	0.0	$\pm 1.1$
136.0	136.0	0.0	$\pm 1.1$
135.0	135.0	0.0	$\pm 1.1$
134.0	134.0	0.0	$\pm 1.1$
133.0	133.0	0.0	$\pm 1.1$
132.0	132.0	0.0	$\pm 1.1$
131.0	131.0	0.0	$\pm 1.1$
129.0	129.0	0.0	$\pm 1.1$
124.0	124.0	0.0	$\pm 1.1$
119.0	119.0	0.0	$\pm 1.1$
114.0	114.0	0.0	$\pm 1.1$
109.0	109.0	0.0	$\pm 1.1$
104.0	104.0	0.0	$\pm 1.1$
99.0	99.0	0.0	$\pm 1.1$
94.0	94.0	0.0	$\pm 1.1$
89.0	89.0	0.0	$\pm 1.1$
84.0	84.0	0.0	$\pm 1.1$
79.0	79.0	0.0	$\pm 1.1$
74.0	74.0	0.0	$\pm 1.1$
69.0	69.0	0.0	$\pm 1.1$
64.0	64.0	0.0	$\pm 1.1$
59.0	59.0	0.0	$\pm 1.1$
54.0	54.0	0.0	$\pm 1.1$
49.0	49.0	0.0	$\pm 1.1$
44.0	44.0	0.0	$\pm 1.1$
39.0	38.9	-0.1	$\pm 1.1$
34.0	33.9	-0.1	$\pm 1.1$
30.0	29.9	-0.1	$\pm 1.1$
29.0	28.9	-0.1	$\pm 1.1$
28.0	27.9	-0.1	$\pm 1.1$
27.0	26.9	-0.1	$\pm 1.1$
26.0	25.9	-0.1	$\pm 1.1$
25.0	24.8	-0.2	$\pm 1.1$

7. Retan.

# SITHIPORN ASSOCIATES CO., LTD.

## CALIBRATION LABORATORY

451-451/1 Sirinthorn Road, Bangbumru, Bangplud, Bangkok, 10700 Thailand  
Tel. +66 2433 8331 Email : calibration@sithiporn.com

SITHIPORN  
associates



Cert. No. : ACL24037  
Job No. : VC67AC0052  
Pages : 7 of 8

### 8. Level linearity including the level range control

Range	Anticipated Value ( dB )	Measured Value ( dB )	Deviated Value ( dB )	Acceptance Limits ( dB )
Auto	94.0	94.0	0.0	±1.1

### 9. Tone burst response

Time Weighting	Tone burst duration, Tb ( ms )	Cycle	Anticipated Value ( dB )	Measured Value ( dB )	Deviated Value ( dB )	Acceptance Limits ( dB )
Fast	0.25	1	108.0	107.9	-0.1	1.5 ; -5.0
	2	8	117.0	117.0	0.0	1.0 ; -2.5
	200	800	134.0	134.1	0.1	±1.0
Slow	2	8	108.0	108.0	0.0	1.5 ; -5.0
	200	800	127.6	127.6	0.0	±1.0
SEL	0.25	1	99.0	98.9	-0.1	1.5 ; -5.0
	2	8	108.0	108.0	0.0	1.0 ; -2.5
	200	800	128.0	128.0	0.0	±1.0

### 10. Peak C sound level

Number of cycle in test signal	Anticipated Value ( dB )	Measured Value, Lcpeak ( dB )	Deviated Value ( dB )	Acceptance Limits ( dB )
Continuous	133.0	133.0	0.0	±3.0
One	136.4	136.3	-0.1	±3.0

Number of cycle in test signal	Anticipated Value ( dB )	Measured Value ( dB )	Deviated Value ( dB )	Acceptance Limits ( dB )
Continuous	133.0	133.0	0.0	±2.0
Positive half cycle	135.4	135.2	-0.2	±2.0
Negative half cycle	135.4	135.2	-0.2	±2.0

*G. R. R. R.*



# SITHIPORN ASSOCIATES CO., LTD.

## CALIBRATION LABORATORY

451-451/1 Sirinthorn Road, Bangbumru, Bangplud, Bangkok, 10700 Thailand  
Tel. +66 2433 8331 Email : calibration@sithiporn.com



**Cert. No. : ACL24037**  
**Job No. : VC67AC0052**  
**Pages : 8 of 8**

### 11. Overload indication

Measured value ( dB )		Deviated Value ( dB )	Acceptance Limits ( dB )
Positive one-half cycle	Negative one-half cycle		
89.5	89.6	0.1	±1.5

### 12. High level stability

Frequency Weighting	SLM Display at initial ( dB )	SLM Display at final ( dB )	Deviated Value ( dB )	Acceptance Limits ( dB )
A - weight	137.0	137.0	0.0	±0.3

The reported uncertainty is based on a standard uncertainty multiplied by coverage factor  $k = 2$   
or any value following calculation, providing a level of confidence of approximately 95 %

————— **End of Calibration Certificate** —————

*T. Petcha -*

**Cert. No. : ACL24033**

**Pages : 1 of 8**

## Calibration Certificate

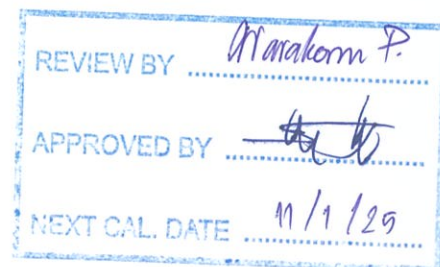
**Equipment :** SOUND LEVEL METER  
**Manufacturer :** RION  
**Model :** NL-42A / Microphone UC-52 / Preamplifier NH-24  
**Serial No.:** 00623392 / 198639 / 26420  
**ID No.:** RYG\_FS0617

**Condition As Found :** GOOD

**Customer :** ALS LABORATORY GROUP (THAILAND) CO., LTD.  
104 PHATTHANAKAN 40, PHATTHANAKAN ROAD,  
KHWANG PHATTHANAKAN, KHET SUAN LUANG,  
BANGKOK, 10250 THAILAND.

**Location :** -  
**Ambient Temperature :** ( 23.0  $\pm$  3 ) °C  
**Pressure :** ( 101.3  $\pm$  3 ) kPa  
**Relative Humidity :** ( 50.0  $\pm$  20 ) %

**Received Date :** 05 JANUARY 2024  
**Calibration Date :** 12-15 JANUARY 2024  
**Date of Issue :** 16 JANUARY 2024



**Calibrated by :** Nathakorn Pisutpaisan

**Approved by :**

(  )  
( Thanakul Petchurai )

This certificate is issued in accordance with the requirements of ISO/IEC 17025 standard, may not be reproduced other than in full, except with the prior written approval of the head of Calibration Laboratory.

# SITHIPORN ASSOCIATES CO., LTD.

## CALIBRATION LABORATORY

451-451/1 Sirinthorn Road, Bangbumru, Bangplud, Bangkok, 10700 Thailand  
Tel. +66 2433 8331 Email : calibration@sithiporn.com

SITHIPORN  
associates



Cert. No. : ACL24033

Job No. : VC67AC0052

Pages : 2 of 8

Calibration Procedure : CP-AC-01

### Calibration Method :

This equipment was calibrated by follow on IEC-61672-3 (2013) Standard for sound level meter (SLM).

The SLM had tests to Acoustical and Electrical signal tests of frequency weighting with Anechoic chamber and Reference Standard Instruments.

For tests results of each items were made by observation of each Instruments display and also with SLM's display.

### Condition of this result of calibration :

#### 1. Reference Standard Instruments :

<u>Instrument</u>	<u>Model</u>	<u>Serial No.</u>	<u>Cert. No.</u>	<u>Due Date</u>
Waveform Generator	33210A	MY48017076	EF-0009-23	07-FEB-24
Waveform Generator	33511B	MY52302742	EF-0010-23	07-FEB-24
Digital Multimeter	33461A	MY53220104	EEL.BP 30/0266	13-FEB-24
Digital Multimeter	33461A	MY53220076	EEL.BP 29/0266	13-FEB-24
Digital Multimeter	34461A	MY60024273	EEL.BP 31/0266	14-FEB-24
Programmable Attenuator	MAT-1070	62100114	EF-0011-23	08-FEB-24
Condenser Microphone	4180	2977900	AA-1001-23	14-FEB-24
Measuring Amplifier	NA-42KAI	34560495	AA-3002-23	14-FEB-24

2. This result of calibration was found accurate as shown on date and place of calibration for this calibrated item only.

3. This certificate is traceable to the international system of unit maintained at :

3.1 National Institute of Metrology (Thailand).

3.2 Thailand Institute of Scientific and Technological Research (TISTR).

*7. Retan*



# SITHIPORN ASSOCIATES CO., LTD.

## CALIBRATION LABORATORY

451-451/1 Sirinthorn Road, Bangbumru, Bangplud, Bangkok, 10700 Thailand  
Tel. +66 2433 8331 Email : calibration@sithiporn.com

SITHIPORN  
associates



Cert. No. : ACL24033

Job No. : VC67AC0052

Pages : 3 of 8

### Summary of Measurement Result :

Parameter	Uncertainty (dB)	Maximum-permitted uncertainty of measurement (dB)
1. Absolute sensitivity	0.2	N/A
2. Self-generated noise	0.2	N/A
3. Acoustical signal tests of frequency weightings		
125 Hz	0.3	0.6
1000 Hz	0.3	0.6
8000 Hz	0.3	0.7
4. Electrical signal tests of frequency weightings		
For 10 Hz to 4 kHz	0.3	0.6
For > 4 kHz to 10 kHz	0.3	0.7
For > 10 kHz to 20 kHz	-	1.0
5. Frequency and time weightings at 1 kHz	0.2	0.2
6. Long - term stability	0.1	0.1
7. Level linearity on the reference level range	0.2	0.3
8. Level linearity including the level range control	0.2	0.3
9. Tone burst response	0.2	0.3
10. Peak C sound level	0.2	0.35
11. Overload indication	0.2	0.25
12. High level stability	0.1	0.1

*G. Petch*

# SITHIPORN ASSOCIATES CO., LTD.

## CALIBRATION LABORATORY

451-451/1 Sirinthorn Road, Bangbunru, Bangplud, Bangkok, 10700 Thailand  
Tel. +66 2433 8331 Email : calibration@sithiporn.com

SITHIPORN  
associates



Cert. No. : ACL24033

Job No. : VC67AC0052

Pages : 4 of 8

### Result of calibration :

#### 1. Absolute sensitivity

Reference Acoustic Signal ( dB )	Measured Value ( dB )	Deviation ( dB )	Acceptance Limit ( dB )
93.9 (93.98)	93.9	0.0	±0.3

#### 2. Self-generated noise

##### 2.1 Normal test

Measured Value ( dB )
14.8

2.2 The microphone of the sound level meter was replaced by electrical signal input device.

Frequency Weighting	Measured value ( dB )
A - weight	13.8
C - weight	20.6
Flat	26.1

#### 3. Acoustical signal tests of frequency weightings

Meter free-field acoustic response at a level of 84 dB

Frequency ( Hz )	Deviation from various frequency weighting response curve (dB)			
	Flat	C-weight	A-weight	Acceptance Limits
125	0.1	0.1	0.1	± 1.5
1000	0.0	0.0	0.0	± 1.0
8000	1.2	1.3	1.3	±5.0

T. Petcha

**Cert. No. : ACL24033**  
**Job No. : VC67AC0052**  
**Pages : 5 of 8**

#### 4. Electrical signal tests of frequency weightings

Weighting network response with relative to 1 kHz.

Frequency ( Hz )	Deviation from various frequency weighting response curve (dB)			
	Flat	C-weight	A-weight	Acceptance Limits
63	0.0	0.0	0.0	±2.0
125	0.0	0.1	0.1	±1.5
250	0.0	0.0	0.0	±1.5
500	0.0	0.1	0.0	±1.5
1000	0.0	0.0	0.0	±1.0
2000	0.0	0.1	0.0	±2.0
4000	0.0	0.0	0.0	±3.0
8000	0.0	0.1	0.1	±5.0

#### 5. Frequency and time weightings at 1 kHz

##### 5.1 Frequency weightings at 1 kHz

Frequency Weighting	Anticipated Value ( dB )	Measured Value ( dB )	Deviated Value ( dB )	Acceptance Limits ( dB )
A - weight	94.0	94.0	0.0	± 0.2
C - weight	94.0	94.0	0.0	± 0.2
Flat	94.0	94.0	0.0	± 0.2

##### 5.2 Time weighting at 1 kHz

Frequency Weighting	Anticipated Value ( dB )	Measured Value ( dB )	Deviated Value ( dB )	Acceptance Limits ( dB )
Fast	94.0	94.0	0.0	± 0.1
Slow	94.0	94.0	0.0	± 0.1
Leq	94.0	94.0	0.0	± 0.1

#### 6. Long - term stability

Frequency Weighting	SLM Display at initial ( dB )	SLM Display at final ( dB )	Deviated Value ( dB )	Acceptance Limits ( dB )
A - weight	94.0	94.1	0.1	± 0.3

*7. Ret...*



# SITHIPORN ASSOCIATES CO., LTD.

## CALIBRATION LABORATORY

451-451/1 Sirinthorn Road, Bangbunru, Bangplud, Bangkok, 10700 Thailand  
Tel. +66 2433 8331 Email : calibration@sithiporn.com

SITHIPORN  
associates



Cert. No. : ACL24033

Job No. : VC67AC0052

Pages : 6 of 8

### 7. Level linearity on the reference level range

Anticipated Value ( dB )	Measured Value ( dB )	Deviated Value ( dB )	Acceptance Limits ( dB )
137.0	137.0	0.0	$\pm 1.1$
136.0	136.0	0.0	$\pm 1.1$
135.0	135.0	0.0	$\pm 1.1$
134.0	134.0	0.0	$\pm 1.1$
133.0	133.0	0.0	$\pm 1.1$
132.0	132.0	0.0	$\pm 1.1$
131.0	131.0	0.0	$\pm 1.1$
129.0	129.0	0.0	$\pm 1.1$
124.0	124.0	0.0	$\pm 1.1$
119.0	119.0	0.0	$\pm 1.1$
114.0	114.0	0.0	$\pm 1.1$
109.0	109.0	0.0	$\pm 1.1$
104.0	104.0	0.0	$\pm 1.1$
99.0	99.0	0.0	$\pm 1.1$
94.0	94.0	0.0	$\pm 1.1$
89.0	89.0	0.0	$\pm 1.1$
84.0	84.0	0.0	$\pm 1.1$
79.0	79.0	0.0	$\pm 1.1$
74.0	74.0	0.0	$\pm 1.1$
69.0	69.0	0.0	$\pm 1.1$
64.0	64.0	0.0	$\pm 1.1$
59.0	59.0	0.0	$\pm 1.1$
54.0	54.0	0.0	$\pm 1.1$
49.0	49.0	0.0	$\pm 1.1$
44.0	44.0	0.0	$\pm 1.1$
39.0	39.0	0.0	$\pm 1.1$
34.0	34.0	0.0	$\pm 1.1$
30.0	30.0	0.0	$\pm 1.1$
29.0	29.0	0.0	$\pm 1.1$
28.0	28.0	0.0	$\pm 1.1$
27.0	27.1	0.1	$\pm 1.1$
26.0	26.1	0.1	$\pm 1.1$
25.0	25.1	0.1	$\pm 1.1$

*G. Petch*

# SITHIPORN ASSOCIATES CO., LTD.

## CALIBRATION LABORATORY

451-451/1 Sirinthorn Road, Bangbunru, Bangplud, Bangkok, 10700 Thailand  
Tel. +66 2433 8331 Email : calibration@sithiporn.com

SITHIPORN  
associates



Cert. No. : ACL24033  
Job No. : VC67AC0052  
Pages : 7 of 8

### 8. Level linearity including the level range control

Range	Anticipated Value ( dB )	Measured Value ( dB )	Deviated Value ( dB )	Acceptance Limits ( dB )
Auto	94.0	94.0	0.0	±1.1

### 9. Tone burst response

Time Weighting	Tone burst duration, Tb ( ms )	Cycle	Anticipated Value ( dB )	Measured Value ( dB )	Deviated Value ( dB )	Acceptance Limits ( dB )
Fast	0.25	1	108.0	108.0	0.0	1.5 ; -5.0
	2	8	117.0	117.0	0.0	1.0 ; -2.5
	200	800	134.0	134.1	0.1	±1.0
Slow	2	8	108.0	108.0	0.0	1.5 ; -5.0
	200	800	127.6	127.6	0.0	±1.0
SEL	0.25	1	99.0	98.9	-0.1	1.5 ; -5.0
	2	8	108.0	108.0	0.0	1.0 ; -2.5
	200	800	128.0	128.1	0.1	±1.0

### 10. Peak C sound level

Number of cycle in test signal	Anticipated Value ( dB )	Measured Value, Lcpeak ( dB )	Deviated Value ( dB )	Acceptance Limits ( dB )
Continuous	133.0	133.0	0.0	±3.0
One	136.4	136.0	-0.4	±3.0

Number of cycle in test signal	Anticipated Value ( dB )	Measured Value ( dB )	Deviated Value ( dB )	Acceptance Limits ( dB )
Continuous	133.0	133.0	0.0	±2.0
Positive half cycle	135.4	135.1	-0.3	±2.0
Negative half cycle	135.4	135.1	-0.3	±2.0

*G. R. T. H.*

# SITHIPORN ASSOCIATES CO., LTD. CALIBRATION LABORATORY

451-451/1 Sirinthorn Road, Bangbumru, Bangplud, Bangkok, 10700 Thailand  
Tel. +66 2433 8331 Email : calibration@sithiporn.com

SITHIPORN  
associates



Cert. No. : ACL24033

Job No. : VC67AC0052

Pages : 8 of 8

## 11. Overload indication

Measured value ( dB )		Deviated Value ( dB )	Acceptance Limits ( dB )
Positive one-half cycle	Negative one-half cycle		
89.7	89.7	0.0	±1.5

## 12. High level stability

Frequency Weighting	SLM Display at initial ( dB )	SLM Display at final ( dB )	Deviated Value ( dB )	Acceptance Limits ( dB )
A - weight	137.0	137.0	0.0	±0.3

The reported uncertainty is based on a standard uncertainty multiplied by coverage factor  $k = 2$   
or any value following calculation, providing a level of confidence of approximately 95 %

\_\_\_\_\_  
End of Calibration Certificate

*T. Petch*



Cert. No. : ACL24035

Pages : 1 of 8

## Calibration Certificate

**Equipment :** SOUND LEVEL METER  
**Manufacturer :** RION  
**Model :** NL-42A / Microphone UC-52 / Preamplifier NH-24  
**Serial No.:** 00623394 / 198641 / 26422  
**ID No.:** RYG\_FS0619

**Condition As Found :** GOOD

**Customer :** ALS LABORATORY GROUP (THAILAND) CO., LTD.  
104 PHATTHANAKAN 40, PHATTHANAKAN ROAD,  
KHWAEANG PHATTHANAKAN, KHET SUAN LUANG,  
BANGKOK, 10250 THAILAND.

**Location :** -  
**Ambient Temperature :** ( 23.0  $\pm$  3 ) °C  
**Pressure :** ( 101.3  $\pm$  3 ) kPa  
**Relative Humidity :** ( 50.0  $\pm$  20 ) %

**Received Date :** 05 JANUARY 2024  
**Calibration Date :** 12-15 JANUARY 2024  
**Date of Issue :** 16 JANUARY 2024

REVIEW BY	Nathakorn P.
APPROVED BY	[Signature]
NEXT CAL. DATE	11/1/25

**Calibrated by :** Nathakorn Pisutpaisan

**Approved by :** [Signature]  
( Thanakul Petchurai )

This certificate is issued in accordance with the requirements of ISO/IEC 17025 standard, may not be reproduced other than in full, except with the prior written approval of the head of Calibration Laboratory.

# SITHIPORN ASSOCIATES CO., LTD.

## CALIBRATION LABORATORY

451-451/1 Sirinthorn Road, Bangbumru, Bangplud, Bangkok, 10700 Thailand  
Tel. +66 2433 8331 Email : calibration@sithiporn.com

SITHIPORN  
associates



Cert. No. : ACL24035  
Job No. : VC67AC0052  
Pages : 2 of 8

Calibration Procedure : CP-AC-01

### Calibration Method :

This equipment was calibrated by follow on IEC-61672-3 (2013) Standard for sound level meter (SLM).

The SLM had tests to Acoustical and Electrical signal tests of frequency weighting with Anechoic chamber and Reference Standard Instruments.

For tests results of each items were made by observation of each Instruments display and also with SLM's display.

### Condition of this result of calibration :

#### 1. Reference Standard Instruments :

<u>Instrument</u>	<u>Model</u>	<u>Serial No.</u>	<u>Cert. No.</u>	<u>Due Date</u>
Waveform Generator	33210A	MY48017076	EF-0009-23	07-FEB-24
Waveform Generator	33511B	MY52302742	EF-0010-23	07-FEB-24
Digital Multimeter	33461A	MY53220104	EEL.BP 30/0266	13-FEB-24
Digital Multimeter	33461A	MY53220076	EEL.BP 29/0266	13-FEB-24
Digital Multimeter	34461A	MY60024273	EEL.BP 31/0266	14-FEB-24
Programmable Attenuator	MAT-1070	62100114	EF-0011-23	08-FEB-24
Condenser Microphone	4180	2977900	AA-1001-23	14-FEB-24
Measuring Amplifier	NA-42KAI	34560495	AA-3002-23	14-FEB-24

2. This result of calibration was found accurate as shown on date and place of calibration for this calibrated item only.

3. This certificate is traceable to the international system of unit maintained at :

3.1 National Institute of Metrology (Thailand).

3.2 Thailand Institute of Scientific and Technological Research (TISTR).

*Signature*

# SITHIPORN ASSOCIATES CO., LTD.

## CALIBRATION LABORATORY

451-451/1 Sirinthorn Road, Bangbumru, Bangplud, Bangkok, 10700 Thailand  
Tel. +66 2433 8331 Email : calibration@sithiporn.com

SITHIPORN  
associates



Cert. No. : ACL24035

Job No. : VC67AC0052

Pages : 3 of 8

### Summary of Measurement Result :

Parameter	Uncertainty (dB)	Maximum-permitted uncertainty of measurement (dB)
1. Absolute sensitivity	0.2	N/A
2. Self-generated noise	0.2	N/A
3. Acoustical signal tests of frequency weightings		
125 Hz	0.3	0.6
1000 Hz	0.3	0.6
8000 Hz	0.3	0.7
4. Electrical signal tests of frequency weightings		
For 10 Hz to 4 kHz	0.3	0.6
For > 4 kHz to 10 kHz	0.3	0.7
For > 10 kHz to 20 kHz	-	1.0
5. Frequency and time weightings at 1 kHz	0.2	0.2
6. Long - term stability	0.1	0.1
7. Level linearity on the reference level range	0.2	0.3
8. Level linearity including the level range control	0.2	0.3
9. Tone burst response	0.2	0.3
10. Peak C sound level	0.2	0.35
11. Overload indication	0.2	0.25
12. High level stability	0.1	0.1

*T. Petch.*



# SITHIPORN ASSOCIATES CO., LTD.

## CALIBRATION LABORATORY

451-451/1 Sirinthorn Road, Bangbumru, Bangplud, Bangkok, 10700 Thailand  
Tel. +66 2433 8331 Email : calibration@sithiporn.com

SITHIPORN  
associates



Cert. No. : ACL24035

Job No. : VC67AC0052

Pages : 4 of 8

### Result of calibration :

#### 1. Absolute sensitivity

Reference Acoustic Signal ( dB )	Measured Value ( dB )	Deviation ( dB )	Acceptance Limit ( dB )
93.9 (93.98)	93.9	0.0	±0.3

#### 2. Self-generated noise

##### 2.1 Normal test

Measured Value ( dB )
14.6

2.2 The microphone of the sound level meter was replaced by electrical signal input device.

Frequency Weighting	Measured value ( dB )
A - weight	10.8
C - weight	17.1
Flat	22.9

#### 3. Acoustical signal tests of frequency weightings

Meter free-field acoustic response at a level of 84 dB

Frequency ( Hz )	Deviation from various frequency weighting response curve (dB)			
	Flat	C-weight	A-weight	Acceptance Limits
125	0.1	0.1	0.1	± 1.5
1000	0.0	0.0	0.0	± 1.0
8000	0.1	0.1	0.2	±5.0

*G. Petcha*

# SITHIPORN ASSOCIATES CO., LTD.

## CALIBRATION LABORATORY

451-451/1 Sirinthorn Road, Bangbunru, Bangplud, Bangkok, 10700 Thailand  
Tel. +66 2433 8331 Email : calibration@sithiporn.com

SITHIPORN  
associates



Cert. No. : ACL24035

Job No. : VC67AC0052

Pages : 5 of 8

#### 4. Electrical signal tests of frequency weightings

Weighting network response with relative to 1 kHz.

Frequency ( Hz )	Deviation from various frequency weighting response curve (dB)			
	Flat	C-weight	A-weight	Acceptance Limits
63	0.0	-0.1	0.0	±2.0
125	0.0	0.0	0.0	±1.5
250	0.0	0.0	0.0	±1.5
500	0.0	0.1	0.0	±1.5
1000	0.0	0.0	0.0	±1.0
2000	0.0	0.1	0.0	±2.0
4000	0.0	0.0	0.0	±3.0
8000	0.0	0.1	0.1	±5.0

#### 5. Frequency and time weightings at 1 kHz

##### 5.1 Frequency weightings at 1 kHz

Frequency Weighting	Anticipated Value ( dB )	Measured Value ( dB )	Deviated Value ( dB )	Acceptance Limits ( dB )
A - weight	94.0	94.0	0.0	± 0.2
C - weight	94.0	94.0	0.0	± 0.2
Flat	94.0	94.0	0.0	± 0.2

##### 5.2 Time weighting at 1 kHz

Frequency Weighting	Anticipated Value ( dB )	Measured Value ( dB )	Deviated Value ( dB )	Acceptance Limits ( dB )
Fast	94.0	94.0	0.0	± 0.1
Slow	94.0	94.0	0.0	± 0.1
Leq	94.0	94.0	0.0	± 0.1

#### 6. Long - term stability

Frequency Weighting	SLM Display at initial ( dB )	SLM Display at final ( dB )	Deviated Value ( dB )	Acceptance Limits ( dB )
A - weight	94.0	94.0	0.0	± 0.3

*G. Petch*

# SITHIPORN ASSOCIATES CO., LTD.

## CALIBRATION LABORATORY

451-451/1 Sirinthorn Road, Bangbumru, Bangplud, Bangkok, 10700 Thailand  
Tel. +66 2433 8331 Email : calibration@sithiporn.com

SITHIPORN  
associates



Cert. No. : ACL24035

Job No. : VC67AC0052

Pages : 6 of 8

### 7. Level linearity on the reference level range

Anticipated Value ( dB )	Measured Value ( dB )	Deviated Value ( dB )	Acceptance Limits ( dB )
137.0	137.0	0.0	$\pm 1.1$
136.0	136.0	0.0	$\pm 1.1$
135.0	135.0	0.0	$\pm 1.1$
134.0	134.0	0.0	$\pm 1.1$
133.0	133.0	0.0	$\pm 1.1$
132.0	132.0	0.0	$\pm 1.1$
131.0	131.0	0.0	$\pm 1.1$
129.0	129.0	0.0	$\pm 1.1$
124.0	124.0	0.0	$\pm 1.1$
119.0	119.0	0.0	$\pm 1.1$
114.0	114.0	0.0	$\pm 1.1$
109.0	109.0	0.0	$\pm 1.1$
104.0	104.0	0.0	$\pm 1.1$
99.0	99.0	0.0	$\pm 1.1$
94.0	94.0	0.0	$\pm 1.1$
89.0	89.0	0.0	$\pm 1.1$
84.0	84.0	0.0	$\pm 1.1$
79.0	79.0	0.0	$\pm 1.1$
74.0	74.0	0.0	$\pm 1.1$
69.0	69.0	0.0	$\pm 1.1$
64.0	64.0	0.0	$\pm 1.1$
59.0	59.0	0.0	$\pm 1.1$
54.0	54.0	0.0	$\pm 1.1$
49.0	49.0	0.0	$\pm 1.1$
44.0	44.0	0.0	$\pm 1.1$
39.0	39.0	0.0	$\pm 1.1$
34.0	34.0	0.0	$\pm 1.1$
30.0	29.9	-0.1	$\pm 1.1$
29.0	28.9	-0.1	$\pm 1.1$
28.0	27.9	-0.1	$\pm 1.1$
27.0	26.9	-0.1	$\pm 1.1$
26.0	25.9	-0.1	$\pm 1.1$
25.0	24.8	-0.2	$\pm 1.1$

*T. Petcha*



# SITHIPORN ASSOCIATES CO., LTD.

## CALIBRATION LABORATORY

451-451/1 Sirinthorn Road, Bangbumru, Bangplud, Bangkok, 10700 Thailand  
Tel. +66 2433 8331 Email : calibration@sithiphorn.com

SITHIPORN  
associates



Cert. No. : ACL24035  
Job No. : VC67AC0052  
Pages : 7 of 8

### 8. Level linearity including the level range control

Range	Anticipated Value ( dB )	Measured Value ( dB )	Deviated Value ( dB )	Acceptance Limits ( dB )
Auto	94.0	94.0	0.0	±1.1

### 9. Tone burst response

Time Weighting	Tone burst duration, Tb ( ms )	Cycle	Anticipated Value ( dB )	Measured Value ( dB )	Deviated Value ( dB )	Acceptance Limits ( dB )
Fast	0.25	1	108.0	107.9	-0.1	1.5 ; -5.0
	2	8	117.0	117.0	0.0	1.0 ; -2.5
	200	800	134.0	134.1	0.1	±1.0
Slow	2	8	108.0	108.0	0.0	1.5 ; -5.0
	200	800	127.6	127.6	0.0	±1.0
SEL	0.25	1	99.0	98.9	-0.1	1.5 ; -5.0
	2	8	108.0	108.0	0.0	1.0 ; -2.5
	200	800	128.0	128.1	0.1	±1.0

### 10. Peak C sound level

Number of cycle in test signal	Anticipated Value ( dB )	Measured Value, Lcpeak ( dB )	Deviated Value ( dB )	Acceptance Limits ( dB )
Continuous	133.0	133.0	0.0	±3.0
One	136.4	135.6	-0.8	±3.0

Number of cycle in test signal	Anticipated Value ( dB )	Measured Value ( dB )	Deviated Value ( dB )	Acceptance Limits ( dB )
Continuous	133.0	133.0	0.0	±2.0
Positive half cycle	135.4	135.2	-0.2	±2.0
Negative half cycle	135.4	135.2	-0.2	±2.0

*G. Peter*

# SITHIPORN ASSOCIATES CO., LTD.

## CALIBRATION LABORATORY

451-451/1 Sirinthorn Road, Bangbumru, Bangplud, Bangkok, 10700 Thailand  
Tel. +66 2433 8331 Email : calibration@sithiporn.com



**Cert. No. : ACL24035**  
**Job No. : VC67AC0052**  
**Pages : 8 of 8**

### 11. Overload indication

Measured value ( dB )		Deviated Value ( dB )	Acceptance Limits ( dB )
Positive one-half cycle	Negative one-half cycle		
89.7	89.5	-0.2	±1.5

### 12. High level stability

Frequency Weighting	SLM Display at initial ( dB )	SLM Display at final ( dB )	Deviated Value ( dB )	Acceptance Limits ( dB )
A - weight	137.0	137.0	0.0	±0.3

The reported uncertainty is based on a standard uncertainty multiplied by coverage factor  $k = 2$   
or any value following calculation, providing a level of confidence of approximately 95 %

————— **End of Calibration Certificate** —————

A handwritten signature in blue ink, appearing to read 'T. Peter', is located at the bottom right of the page.



TECHNOLOGY PROMOTION ASSOCIATION (THAILAND-JAPAN)  
CORPORATE SERVICES 3: EQUIPMENT CALIBRATION AND TESTING SERVICES  
534/4 PATTANAKARN ROAD SOI 18, SUANLUANG, SUANLUANG, BANGKOK 10250  
TEL. 0-2717-3000-24 FAX. 0-2719-9484



## Certificate of Calibration

Certificate No. : 23E3924

Page : 1 of 2

Equipment : pH Meter  
Manufacturer: Mettler Toledo  
Model : SevenExcellence  
Serial No.: B834291445  
ID No.: RYG\_EN0152  
Condition As-Received: Used Item  
Received Date: 08 December 2023  
Calibration Date: 14 December 2023

This certificate may not be reproduced other than in full,  
except with the prior written approval of the head of  
Corporate Services 3: Equipment Calibration and Testing Services.

Reference: 2312-0151DSC  
Ambient Temperature: ( 23  $\pm$  2 ) °C  
Relative Humidity: ( 50  $\pm$  10 ) %

Submitted by: ALS Laboratory Group (Thailand) Co.,Ltd. Rayong Branch  
616/10 Moo 5, T.Maenam Khu, A.Pluakdaeng,  
Rayong 21140, Thailand

Procedure used: Calibration were conducted using calibration procedure No. CP-E17 according to EURAMET cg-15.

### Condition of this result of calibration

1.Reference standards instruments :

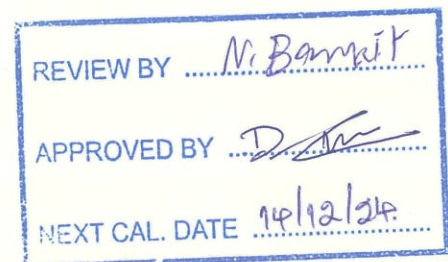
<u>Instrument</u>	<u>Model</u>	<u>Serial No.</u>	<u>Certificate No.</u>	<u>Due Date</u>
1) Multi-Product Calibrator	5502A	2435802	EE-0041-23	26 Apr 2024

2.This result of calibration was made on requested at the point specified by customer.

3.The certificate is valid only to the item calibrated on date and place of calibration.

4.This Certification is traceable to the International System of Unit maintained through:-

-National Institute of Metrology Thailand (NIMT)



Calibrated by : Napachanok Prasomsoosiri  
Issue Date : 15 December 2023

Approved Signatory :

[ ] Phalinee Prabpaipal  
[✓] Nuntawat Khamchai  
[ ] Pongsagorn Boonyaporn

B 0331106





Cert. No.: 23E3924

Page.: 2 of 2

**Result of calibration :-** (\*) Without adjustment ( ) After adjustment

**Function:** DC voltage measurement

**Range:**

2000

mV

<u>Standard Value</u>	<u>UUC* Reading</u>	<u>Error</u>	<u>Uncertainty</u>
( mV )	( mV )	( mV )	( $\pm \mu V$ )
-200.0000	-199.9	0.1	68
-150.0000	-150.0	0.0	65
-100.0000	-100.0	0.0	63
-50.0000	-50.0	0.0	61
0.0000	0.0	0.0	58
50.0000	50.0	0.0	61
100.0000	100.0	0.0	63
150.0000	150.0	0.0	65
200.0000	199.9	-0.1	68

The reported uncertainty of measurement was based on a standard uncertainty multiplied by a coverage factor  $k=2$ , providing a level of confidence of approximately 95 %

**UUC\*= Unit Under Calibration.**

-o0o-



TECHNOLOGY PROMOTION ASSOCIATION (THAILAND-JAPAN)  
CORPORATE SERVICES 3: EQUIPMENT CALIBRATION AND TESTING SERVICES  
534/4 PATTANAKARN ROAD SOI 18, SUANLUANG, SUANLUANG BANGKOK 10250  
TEL. 0-2717-3000-29 FAX. 0-2719-9484



Cert.No.: 23CH1574

Page.: 1 of 3

## Certificate of Calibration

Equipment :	pH Meter
Manufacturer :	Mettler Toledo
Model :	SevenExcellence
Serial No. :	B834291445
ID No. :	RYG_EN0152
Condition As-Received:	Used Item
Received Date :	08 December 2023
Calibration Date :	15 December 2023
Reference :	2312-0151DSC-3
Submitted by :	ALS Laboratory Group (Thailand) Co.,Ltd. Rayong Branch 616/10 Moo 5, T.Maenam Khu, A.Pluakdaeng, Rayong 21140, Thailand
Ambient Temperature :	(25 ± 2.5) °C
Relative Humidity :	(50 ± 15) %
Calibration Procedure :	In - house method : - CP-CH5 by direct measurement with standard voltage calibrator and direct measurement with certified reference material (CRM) - CP-CH8 by comparison with standard thermometer

Calibrated by : Warakorn Lerngagtrakul

Approved by :

Approved Signatory

- ( ) Saithip Meangmai  
( ) Warakorn Lerngagtrakul  
(✓) Ponpan Paipim

Issue Date : 19 December 2023

The Uncertainties are for a confidence probability of approximately 95%

This certificate may not be reproduced other than in full, except with the prior written  
Approval of the head of Corporate Services 3 : Equipment Calibration and Testing Services.

A 0061696





Cert.No.: 23CH1574

Page.: 2 of 3

**Condition of this calibration result**

1. Reference Standard Instrument : -

<u>Instrument</u>	<u>Serial No.</u>	<u>ID No.</u>	<u>Cert. No.</u>	<u>Due Date</u>
1) Document Process Calibrator	54030049	130RC116	23E2802	27 Aug 2024
2) Ref. Standard Thermometer	4982054	110RC044	23I908	26 July 2024

This certification is traceable to the International System of Unit maintained through:-

- Technology Promotion Association (Thailand-Japan)

2. Certified Reference Materials : The measurement results are traceable to SI through CPA chem Ltd.,  
ANSI-ASQ National Accreditation Board, Accredited No. AR-1835

<u>Buffer Solution</u>	<u>Manufacturer</u>	<u>Lot No.</u>	<u>Exp. date</u>
pH 4.008	CPA chem	913598	14 July 2025
pH 6.986	CPA chem	931959	01 Oct 2024
pH 9.997	CPA chem	940106	02 Nov 2024

3. This certificate is valid only to the item calibrated on date and place of calibration.

**Calibration Results**

**Function : mV Measurement**

**Performing standard curve by Fluke at pH (4,7,10)**

Unit Under Calibration	Nominal Value	Standard Voltage Input	Actual Reading		Uncertainty of Measurement ( ±mV )	Coverage factor <i>k</i>
	pH	mV	mV	pH		
pH Meter S/N.: B834291445	4.000	177.48	177.3	4.000	0.058	2.00
	7.000	0.00	-0.1	7.000	0.058	2.00
	10.000	-177.48	-177.5	10.000	0.058	2.00

a 1193852





Cert.No.: 23CH1574

Page.: 3 of 3

**Calibration Results****Function : pH Measurement**

Performing three buffers standard curve by using buffer nominal pH (4,7,10)

Unit Under Calibration	Standard pH Buffer Solution	Actual pH Reading	Actual mV Reading ( mV )	Uncertainty of pH measurement ( $\pm$ )	Coverage factor $k$
pH Electrode S/N.: 3225368	4.008	4.013	184.1	0.0045	2.00
	6.986	6.998	8.7	0.0084	2.00
	9.997	10.002	-164.7	0.0088	2.11

**Function : Temperature Measurement****( \* ) Without adjustment**

This equipment was connected with Temperature Probe;

- Model : InLab®Expert Pro-ISM

- Serial No. : 3225368

Dimension of probe;

- Length : 120 mm

- Diameter : 12 mm

- Immersion Depth : 100 mm

Calibration Point ( °C )	Standard Temperature ( °C )	UUC* Reading ( °C )	Error ( °C )	Uncertainty of measurement ( $\pm$ °C )	Coverage factor $k$
25.0	25.003	24.3	-0.703	0.13	2.00

**Remark : - UUC\* = Unit Under Calibration**

The reported uncertainty of measurement was based on a standard uncertainty multiplied by a coverage factor  $k$ , providing a level of confidence of approximately 95 %.

-o0o-

a 1193851

**Sartorius (Thailand) Co., Ltd.**

129 Rama 9 Road, Huaykwang, Huaykwang, Bangkok 10310

Tel: +66 2643 8361-6, e-mail: service.thailand@sartorius.com



NSC-TISI-TIS 17025

CALIBRATION 0426

**SARTORIUS**

# Certificate of Calibration

REVIEW BY	Thavitall.
APPROVED BY	D. [Signature]
NEXT CAL. DATE	01/03/24

Model Number : MSE224S-100-DU

Description : Analytical Balance

Serial Number : 0026207038

ID No. : RYG\_EN0002

Manufacturer : Sartorius

Certificate No. : 23BCI0112

Issued Date : Friday, March 03, 2023

Reference No. : 204833

Page No. : 1 of 2

Customer Name : ALS Laboratory Group (Thailand) Co., Ltd. (Rayong Branch)  
616/10 Moo 5 T.Maenam Khu, A.Pluak Daeng, Rayong 21140, Thailand.

Calibrated Place : ALS Laboratory Group (Thailand) Co., Ltd.(Balance Room)  
616/10 Moo 5 T.Maenam Khu, A.Pluakdaeng, Rayong.21140, Thailand.

Calibrated By : Mr.Chonchai Inthana

Calibration Date : Wednesday, March 01, 2023

Calibration  
 Procedure No. : This calibration was conducted by  
Using in-house calibration procedure number (WI-003)  
Based on UKAS LAB 14 : 2019

**Metrological data :**

Capacity : 220 g Readability : 0.0001 g

**Ambients Conditions:**

Temperature : 23.6 °C ± 5.0 °C  
 Humidity : 60.0 % RH ± 10.0 % RH  
 Pressure : — ± —

**Reasons for calibration**

☐ New Installation ☐ Service / Repaired ☒ Re-calibration/ Maintenance

Equipment Condition: ☒ Good Operate ☐ Fair

## Measurement Method UKAS Publication Ref :Lab 14

The measurement uncertainty stated is the expended uncertainty which is obtained from the standard uncertainty multiplied by the coverage factor (k=2) to provide a level of confidence of approximately 95%. It is determined in accordance with the Guide to Expression of Uncertainty in Measurement (GUM). The calibration certificate documents the traceability to National Standards, which realise the unit of measurement according to the International Standard System of Units (SI). Report of Tolerance came form list of Sartorius Metrological Specifications.

**Traceability:**

Model Number	Description	Traceability	Certificate No.	Due Date
YCS011-522-00	Sartorius weight set 1mg - 5000g E2,YCS011-522-00	SPC-RT	C02212565	14-Sep-2023
MHB-382SD	Humidity/Barometer/Temp Lutron MHB-382SD	DKSH	C19220444	5-Sep-2023

This certificate relate and apply this equipment only.

This certificate may not be reproduced other than in full except with the prior written approval of the Verification Operation Division Sartorius (Thailand) Co., Ltd.

Mr.chonchai Inthana(Technical Manager)

S  
T  
A  
M  
P



# Certificate of Calibration

Model Number : MSE224S-100-DU

Certificate No. : 23BCI0112

Description : Analytical Balance

Issued Date : Friday, March 03, 2023

Serial Number : 0026207038

Reference No. : 204833

ID No. : RYG\_EN0002

Manufacturer : Sartorius

Page No. : 2 of 2

## Calibration Results : Without Adjustment

### Repeatability

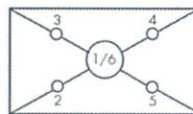
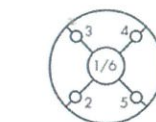
The reproducibility is the ability of a weighing instrument to display nearly identical readouts under constant test conditions when the same load within a measurement series is placed repeatedly on the weighing pan in the same manner. The standard deviation is used to express reproducibility quantitatively.

Nominal Value : (Low Load)	20.0000	199.9999
20 g	20.0000	200.0000
Tolerance	20.0000	199.9999
0.0001 g	20.0000	200.0000
	20.0000	199.9999
Nominal Value : (High Load)	20.0000	199.9999
200 g	19.9999	200.0000
Tolerance	20.0000	200.0000
0.0001 g	20.0000	199.9999
	20.0000	200.0000
Standard Deviation	0.00003	0.00005

### Eccentricity (Off-center loading error)

The off-center loading error is yielded by the difference between the readout of the load, i.e. 1/3 or 1/4 of maximum capacity, placed in the middle of the weighing pan and between each of four additional measurement points (positions defined according to OIML R76).

Nominal value : 100 g  
Tolerance 0.0004 g



	Difference
1	—
2	-0.0001
3	-0.0001
4	0.0001
5	0.0002
6	-

### Linearity

The linearity, also called linearity error. Describes the deviation of the characteristic curve of a weighing instrument from the linear slope.

Tolerance 0.0002 g

Nominal Value (g)	Conventional Mass Value (g)	Displayed Value (g)	Deviation (g)	Uncertainty (g)
0.01	0.0100	0.0100	0.0000	0.00014
0.05	0.0500	0.0500	0.0000	0.00014
0.1	0.1000	0.1000	0.0000	0.00014
0.5	0.5000	0.5000	0.0000	0.00014
1	1.0000	1.0000	0.0000	0.00014
5	5.0000	5.0000	0.0000	0.00014
10	10.0000	10.0001	0.0001	0.00014
20	20.0000	20.0000	0.0000	0.00024
50	50.0000	50.0000	0.0000	0.00015
100	100.0000	99.9999	-0.0001	0.00019
200	200.0000	200.0000	0.0000	0.00032

End of Report.





**SARTORIUS**

NSC-TISI-TIS 17025  
CALIBRATION 0426

# Certificate

## of Calibration

REVIEW BY Thavitall.

APPROVED BY D. [Signature]

NEXT CAL. DATE 02/02/2025

Model Number : MSE224S-100-DU

Certificate No. : 24BC10069

Description : Analytical Balance

Issued Date : Friday, February 23, 2024

Serial Number : 0026207038

Reference No. : 229196

ID No. : RYG\_EN0002

Manufacturer : Sartorius

Page No. : 1 of 2

Customer Name : ALS Laboratory Group (Thailand) Co.,Ltd. (Rayong Branch)

616/10 Moo 5 T.Maenam Khu, A.Pluak Daeng, Rayong 21140, Thailand.

Calibrated Place : ALS Laboratory Group (Thailand) Co., Ltd.(Balance Room)

616/10 Moo 5 T.Maenam Khu, A.Pluakdaeng, Rayong.21140, Thailand.

Calibrated By : Mr.Chonchai Inthana

Calibration Date : Thursday, February 22, 2024

Calibration

Procedure No. : This calibration was conducted by

Using in-house calibration procedure number (WI-003)

Based on UKAS LAB 14 : 2019

*Metrological data :*

Capacity : 220 g Readability : 0.0001 g

*Ambients Conditions:*

Temperature : 24.2 °C ± 5.0 °C

Humidity : 57.0 % RH ± 10.0 % RH

Pressure :                      ±                     

*Reasons for calibration*

☐ New Installation ☐ Service / Repaired ☒ Re-calibration/ Maintenance

*Equipment Condition:* ☒ Good Operate ☐ Fair

## Measurement Method UKAS Publication Ref :Lab 14

The measurement uncertainty stated is the expended uncertainty which is obtained from the standard uncertainty multiplied by the coverage factor (k=2) to provide a level of confidence of approximately 95%. It is determined in accordance with the Guide to Expression of Uncertainty in Measurement (GUM). The calibration certificate documents the traceability to National Standards, which realise the unit of measurement according to the International Standard System of Units (SI). Report of Tolerance came form list of Sartorius Metrological Specifications.

## Traceability:

Model Number	Description	Traceability	Certificate No.	Due Date
YCS011-522-00	Sartorius weight set 1mg - 5000g E2,YCS011-522-00	TCS	M2308197S	23-Aug-2025
MHB-382SD	Humidity/Barometer/Temp Lutron MHB-382SD	DKSH	C19231845	23-Aug-2024

This certificate relate and apply this equipment only.

This certificate may not be reproduced other than in full except with the prior written approval of the Verification Operation Division  
Sartorius (Thailand) Co., Ltd.

[Signature]

Mr.chonchai Inthana(Technical Manager)

S  
T  
A  
M  
P



**Sartorius (Thailand) Co., Ltd.**

129 Rama 9 Road, Huaykwang, Huaykwang, Bangkok 10310

Tel: +66 2643 8361-6 Fax: +66 2643-8367, e-mail: service.thailand@sartorius.com

**SARTORIUS**

# Certificate of Calibration

Model Number : MSE224S-100-DUDescription : Analytical BalanceSerial Number : 0026207038ID No. : RYG\_EN0002Manufacturer : SartoriusCertificate No. : 24BCI0069Issued Date : Friday, February 23, 2024Reference No. : 229196Page No. : 2 of 2

## Calibration Results : Without Adjustment

### Repeatability

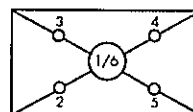
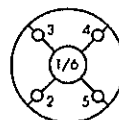
The reproducibility is the ability of a weighing instrument to display nearly identical readouts under constant test conditions when the same load within a measurement series is placed repeatedly on the weighing pan in the same manner. The standard deviation is used to express reproducibility quantitatively.

Nominal Value : (Low Load)	20.0000	199.9999
20 g	20.0000	200.0000
Tolerance	20.0001	200.0000
0.0001 g	20.0000	199.9999
	20.0001	200.0000
Nominal Value : (High Load)	19.9999	200.0000
200 g	20.0000	200.0000
Tolerance	20.0000	199.9999
0.0001 g	19.9999	200.0001
	19.9999	200.0000
Standard Deviation	0.00007	0.00006

### Eccentricity (Off-center loading error)

The off-center loading error is yielded by the difference between the readout of the load, i.e. 1/3 or 1/4 of maximum capacity, placed in the middle of the weighing pan and between each of four additional measurement points (positions defined according to OIML R76).

Nominal value : 100 g  
Tolerance 0.0004 g



#### Difference

1	-
2	-0.0001
3	-0.0001
4	0.0000
5	-0.0001
6	-

### Linearity

The linearity, also called linearity error. Describes the deviation of the characteristic curve of a weighing instrument from the linear slope.

Tolerance 0.0002 g

Nominal Value (g)	Conventional Mass Value (g)	Displayed Value (g)	Deviation (g)	Uncertainty (g)
0.01	0.0100	0.0100	0.0000	0.00018
0.05	0.0500	0.0500	0.0000	0.00018
0.1	0.1000	0.1000	0.0000	0.00018
0.5	0.5000	0.5000	0.0000	0.00018
1	1.0000	1.0000	0.0000	0.00018
5	5.0000	5.0000	0.0000	0.00018
10	10.0000	10.0000	0.0000	0.00018
20	20.0000	20.0000	0.0000	0.00024
50	50.0000	49.9999	-0.0001	0.00019
100	100.0000	100.0000	0.0000	0.00023
200	200.0000	199.9999	-0.0001	0.00032

End of Report.



TECHNOLOGY PROMOTION ASSOCIATION (THAILAND-JAPAN)  
CORPORATE SERVICES 3: EQUIPMENT CALIBRATION AND TESTING SERVICES  
534/4 PATTANAKARN ROAD SOI 18, SUANLUANG, SUANLUANG BANGKOK 10250  
TEL. 0-2717-3000-27 FAX. 0-2719-9484



Cert. No.: 22TM1517

Page : 1 of 3

## Certificate of Calibration

<b>Equipment :</b>	Hot Air Oven
<b>Manufacturer :</b>	Memmert
<b>Model :</b>	UFE 500
<b>Serial No. :</b>	G511.1572
<b>ID No. :</b>	RYG_EN0010
<b>Submitted by :</b>	ALS Laboratory Group (Thailand) Co.,Ltd. (Rayong Branch) 616/10 Moo 5 T. Maenam Khu, A. Pluakdaeng, Rayong 21140 Thailand
<b>Location :</b>	Oven Room
<b>Received Order :</b>	20 October 2022
<b>Calibration Date :</b>	20 October 2022
<b>Ambient Temperature :</b>	( 26 ± 10 ) °C
<b>Relative Humidity :</b>	( 50 ± 30 ) %
<b>Calibrated by :</b>	Man Pattanapongpaiboon

REVIEW BY Thanitall.  
APPROVED BY D. [Signature]  
NEXT CAL. DATE 20/04/24

Approved by :

Malu.

Approved Signatory

- ( ) Pornthippa Tameyakul  
(✓) Malee Butkruea  
( ) Suwit Imjai

Issue Date :

2 November 2022

The Uncertainties are for a confidence probability of approximately 95%

This certificate may not be reproduced other than in full, except with the prior written  
Approval of the head of Corporate Services 3 : Equipment Calibration and Testing Services.





Equipment : Hot Air Oven  
 Condition As-Received : Used Item  
 Reference : 2210-0376OC-2

Cert. No.: 22TM1517  
 Page : 2 of 3

**Procedure Used :-**

Calibration were conducted using calibration procedure CP-OT02 according to direct measurement method with Data Acquisition which connected with Resistance Temperature Detector ( RTD ) and Thermocouple Type T.

The temperature scale used was based on ITS-90.

**Condition of this result of calibration**

1. Reference standard instrument:-

Instrument	Model	Serial No.	Cert. No.	Due Date
1 ) Data Acquisition	34972A	MY49023932	22LM97	29 Jul 2023

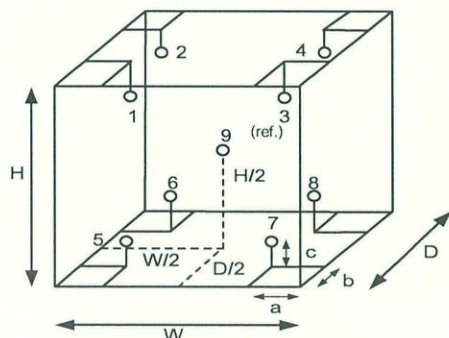
2. This certificate is valid only to the item calibrated on date and place of calibration.

3. This certification is traceable to the International System of Unit.

**Result of Calibration :-** ( \* ) Without Adjustment

**Function of UUC\* :** Temperature Source

**Fresh air setting :** Close



Environment during calibration		
	Beginning	Finished
Temp. ( °C )	25	25
REL.Humid. ( % )	54	59
AC Supply ( Volt )	223	225

**Ref. Std. ID No.: @ Calibration Point**

Position :	( 180 ) °C	( 104 ) °C
1	21-16TC-01	20-16RTD-01
2	21-16TC-02	20-16RTD-02
3	21-16TC-03	20-16RTD-03
4	21-16TC-04	20-16RTD-04
5	21-16TC-05	22-16RTD-05
6	21-16TC-06	20-16RTD-06
7	21-16TC-07	20-16RTD-07
8	21-16TC-08	22-16RTD-08
9 (ref.)	21-16TC-09	22-16RTD-09

**Probe Installation Details :**

**Dimension of Chamber :**

a =	5.0	cm	D =	0.40	m
b =	5.0	cm	W =	0.56	m
c =	5.0	cm	H =	0.48	m
			Capacity =	0.11	m <sup>3</sup>

*Malu*



Equipment : Hot Air Oven  
Condition As-Received : Used Item  
Reference : 2210-0376OC-2  
Result of Calibration :- ( \* ) Without Adjustment  
Function of UUC\* : Temperature Source  
Fresh air setting : Close

Cert. No.: 22TM1517  
Page : 3 of 3

Calibration Point ( °C )	UUC* Setting ( °C )	UUC* Reading ( °C )	Temperature stability ( ± °C )	Temperature uniformity ( °C )	Overall Variation ( °C )	Uncertainty ( ± °C )	Coverage Factor <i>k</i>
104.0	104.0	104.0	0.076	0.52	0.60	0.42	2
180.0	180.0	180.0	0.13	0.88	1.2	1.1	2

Calibration Point ( °C )	Measured Temperature ( °C )								
	Position								
	1	2	3	4	5	6	7	8	9 (ref.)
104.0	103.768	103.734	103.723	103.800	104.215	104.131	104.132	103.740	103.747
180.0	179.723	179.359	179.439	179.489	180.361	180.114	180.131	180.243	179.605

**Average\*** : The average of 30 values in each position.

**Temperature stability** : One-half of the greatest maximum difference of measured temperature at any one sensor

**Temperature uniformity** : The maximum difference of measured temperatures at any sensors and the measured temperature at the reference location which are observed at the same time or at as close an observation time as possible to determine the temperature pattern or homogeneity within the chamber under steady-state conditions.

**Overall Variation** : The Difference of the maximum and minimum measured temperatures throughout observation

**UUC\*** : Unit Under Calibration

**Note** : The reported uncertainty of measurement was included stability and excluded uniformity .

The reported uncertainty of measurement was based on a standard uncertainty multiplied by a coverage factor *k*, providing a level of confidence of approximately 95 %.

-o0o-

*Malu .*





TECHNOLOGY PROMOTION ASSOCIATION (THAILAND-JAPAN)  
CORPORATE SERVICES 3: EQUIPMENT CALIBRATION AND TESTING SERVICES  
534/4 PATTANAKARN ROAD SOI 18, SUANLUANG, SUANLUANG BANGKOK 10250  
TEL. 0-2717-3000-27 FAX. 0-2719-9484



Cert. No.: 22TM1492

Page : 1 of 3

## Certificate of Calibration

<b>Equipment :</b>	Hot Air Oven
<b>Manufacturer :</b>	Memmert
<b>Model :</b>	UM 400
<b>Serial No. :</b>	b495.0899
<b>ID No. :</b>	RYG_EN0006
<b>Submitted by :</b>	ALS Laboratory Group (Thailand) Co.,Ltd. (Rayong Branch) 616/10 Moo 5, T. Maenam Khu, A. Pluakdaeng, Rayong 21140, Thailand
<b>Location :</b>	Oven Room
<b>Received Order :</b>	20 October 2022
<b>Calibration Date :</b>	20 October 2022
<b>Ambient Temperature :</b>	( 26 ± 10 ) °C
<b>Relative Humidity :</b>	( 50 ± 30 ) %

**Calibrated by :** Preecha Hlahib

**Approved by :**

*Malu.*  
Approved Signatory

- ( ☒ ) Pornthippa Tameyakul  
( ☒ ) Malee Butkruea  
( ☐ ) Suwit Imjai

**Issue Date :** 2 November 2022

The Uncertainties are for a confidence probability of approximately 95%

This certificate may not be reproduced other than in full, except with the prior written  
Approval of the head of Corporate Services 3 : Equipment Calibration and Testing Services.





Equipment : Hot Air Oven  
Condition As-Received : Used Item  
Reference : 2210-0376OC-1

Cert. No.: 22TM1492

Page : 2 of 3

**Procedure Used :-**

Calibration were conducted using calibration procedure CP-OT02 according to direct measurement method with Data Acquisition which connected with Resistance Temperature Detector ( RTD ).

The temperature scale used was based on ITS-90.

**Condition of this result of calibration**

1. Reference standard instrument:-

Instrument	Model	Serial No.	Cert. No.	Due Date
1 ) Data Acquisition	34970A	MY44035217	21LM30	23 Dec 2022

2. This certificate is valid only to the item calibrated on date and place of calibration.

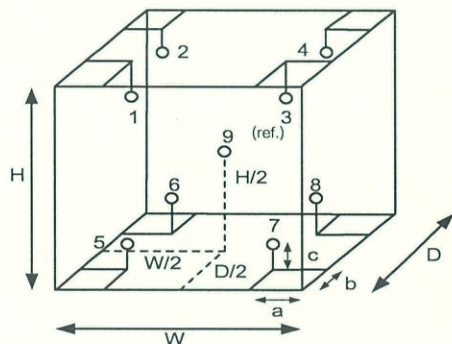
3. This certification is traceable to the International System of Unit.

**Result of Calibration :-** ( \* ) Without Adjustment

**Function of UUC\* :** Temperature Source

**Fresh air setting :** Close

Environment during calibration		
	Beginning	Finished
Temp. ( °C )	28	29
REL.Humid. ( % )	43	47
AC Supply ( Volt )	220	221



Position :	Ref. Std. ID No.:
1	18-10RTD-01
2	18-10RTD-02
3	18-10RTD-03
4	18-10RTD-04
5	18-10RTD-05
6	18-10RTD-06
7	18-10RTD-07
8	18-10RTD-08
9 (ref.)	18-10RTD-09

**Probe Installation Details :**

a = 5.0 cm  
b = 5.0 cm  
c = 5.0 cm

**Dimension of Chamber :**

D = 0.33 m  
W = 0.40 m  
H = 0.40 m  
Capacity = 0.053 m<sup>3</sup>

Malu .



Equipment : Hot Air Oven  
Condition As-Received : Used Item  
Reference : 2210-0376OC-1  
Result of Calibration :- ( \* ) Without Adjustment  
Function of UUC\* : Temperature Source  
Fresh air setting : Close

Cert. No.: 22TM1492

Page : 3 of 3

Calibration Point ( °C )	UUC* Setting ( °C )	UUC* Reading ( °C )	Temperature stability ( ± °C )	Temperature uniformity ( °C )	Overall Variation ( °C )	Uncertainty ( ± °C )	Coverage Factor <i>k</i>
70.0	70.0	70.0	0.079	0.47	0.77	0.42	2

Calibration Point ( °C )	Measured Temperature ( °C )								
	Position								
	1	2	3	4	5	6	7	8	9 (ref.)
70.0	70.262	69.995	70.079	70.177	70.664	70.039	70.688	70.149	70.328

**Average\*** : The average of 30 values in each position.

**Temperature stability** : One-half of the greatest maximum difference of measured temperature at any one sensor

**Temperature uniformity** : The maximum difference of measured temperatures at any sensors and the measured temperature at the reference location which are observed at the same time or at as close an observation time as possible to determine the temperature pattern or homogeneity within the chamber under steady-state conditions.

**Overall Variation** : The Difference of the maximum and minimum measured temperatures throughout observation

**UUC\*** : Unit Under Calibration

**Note** : The reported uncertainty of measurement was included stability and excluded uniformity .

The reported uncertainty of measurement was based on a standard uncertainty multiplied by a coverage factor *k*, providing a level of confidence of approximately 95 %.

-o0o-

Malu.





TECHNOLOGY PROMOTION ASSOCIATION (THAILAND-JAPAN)  
CORPORATE SERVICES 3: EQUIPMENT CALIBRATION AND TESTING SERVICES  
534/4 PATTANAKARN ROAD SOI 18, SUANLUANG, SUANLUANG BANGKOK 10250  
TEL. 0-2717-3000-27 FAX. 0-2719-9484



Cert. No.: 22TM1491

Page : 1 of 3

## Certificate of Calibration

<b>Equipment :</b>	Water Bath
<b>Manufacturer :</b>	Memmert
<b>Model :</b>	WNB22
<b>Serial No. :</b>	L513.0648
<b>ID No. :</b>	RYG_EN0061
<b>Submitted by :</b>	ALS Laboratory Group (Thailand) Co.,Ltd. (Rayong Branch) 616/10 Moo 5, T. Maenam Khu, A. Pluakdaeng, Rayong 21140, Thailand
<b>Location :</b>	Wet Chemistry Lab
<b>Received Order :</b>	20 October 2022
<b>Calibration Date :</b>	20 October 2022
<b>Ambient Temperature :</b>	( 26 ± 10 ) °C
<b>Relative Humidity :</b>	( 50 ± 30 ) %
<b>Calibrated by :</b>	Preecha Hlahib



**Approved by :**

*Malee*

Approved Signatory

- ( ) Pornthippa Tameyakul  
( ☒ ) Malee Butkruea  
( ) Suwit Imjai

**Issue Date :**

2 November 2022

**The Uncertainties are for a confidence probability of approximately 95%**

This certificate may not be reproduced other than in full, except with the prior written  
Approval of the head of Corporate Services 3 : Equipment Calibration and Testing Services.





Equipment : Water Bath  
Condition As-Received : Used Item  
Reference : 2210-0376OC-4

Cert. No.: 22TM1491

Page : 2 of 3

**Procedure Used :-**

Calibration were conducted using in-house calibration procedure CP-OT04 according to direct measurement method with Data Acquisition which connected with Industrial Platinum Resistance Thermometer ( IPRT ).

The temperature scale used was based on ITS-90.

**Condition of this result of calibration**

1. Reference standard instrument:-

<u>Instrument</u>	<u>Model</u>	<u>Serial No.</u>	<u>Cert. No.</u>	<u>Due Date</u>
1 ) Data Acquisition	34970A	MY44035217	21LM30	23 Dec 2022

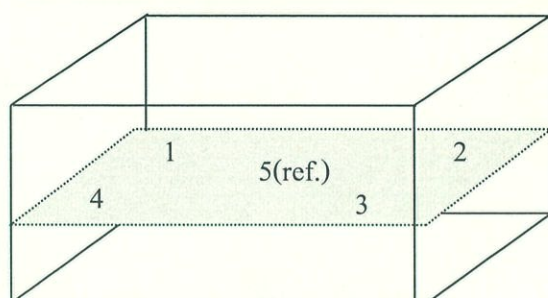
2. This certificate is valid only to the item calibrated on date and place of calibration.

3. This certification is traceable to the International System of Unit.

**Result of Calibration :-** ( \* ) Without Adjustment

**Function of UUC\* :** Temperature Source

	Environmental		AC Voltage Supply
	( °C )	( %R.H. )	( Volt )
Beginning of Calibration	24	53	222
Finished of Calibration	24	50	221



Front

Position :	Ref. Std. S/N.:
1	N37P300726
2	N37P300727
3	N37P300728
4	N37P300729
5(ref.)	N37P300730

Malu



Equipment : Water Bath  
Condition As-Received : Used Item  
Reference : 2210-0376OC-4  
Result of Calibration :- ( \* ) Without Adjustment  
Function of UUC\* : Temperature Source

Cert. No.: 22TM1491  
Page : 3 of 3

Calibration point ( °C )	UUC* Setting ( °C )	UUC* Reading ( °C )	Average* Standard Reading ( °C )				
			Position				
			1	2	3	4	5 (ref.)
85.0	85.0	85.0	84.527	84.563	84.628	84.516	84.580

Calibration point ( °C )	Uniformity ( °C )	Stability ( ± °C )	Uncertainty ( ± °C )	Coverage Factor <i>k</i>
85.0	0.12	0.081	0.18	2

**Average\*** : The average of 30 values in each position.

**Uniformity** : The maximum difference of measured temperatures at any sensors and the measured temperature at the reference location which are observed at the same time or at as close an observation time as possible to determine the temperature pattern or homogeneity within the chamber under steady-state conditions.

**Stability** : One-half of the greatest maximum difference of measured temperature at any one probe.

**UUC\*** : Unit Under Calibration

**Note** : The reported uncertainty of measurement was included stability and excluded uniformity.

The reported uncertainty of measurement was based on a standard uncertainty multiplied by a coverage factor *k*, providing a level of confidence of approximately 95 %.

-o0o-

Malu.





TECHNOLOGY PROMOTION ASSOCIATION (THAILAND-JAPAN)  
CORPORATE SERVICES 3: EQUIPMENT CALIBRATION AND TESTING SERVICES  
534/4 PATTANAKARN ROAD SOI 18, SUANLUANG, SUANLUANG, BANGKOK 10250  
TEL. 0-2717-3000-24 FAX. 0-2719-9484



## Certificate of Calibration

Certificate No. : 23T638

Page : 1 of 2

Equipment : Digital Thermometer

Manufacturer: Testo

Model : 106

Serial No.: 83517813/0921

ID No.: RYG\_FS0569

Condition As-Received: Used Item

Received Date: 24 March 2023

Calibration Date: 12 April 2023  
to 18 April 2023

Reference: 2303-0887DSC

Ambient Temperature: ( 25 ± 3 ) °C

Relative Humidity: ( 50 ± 20 ) %

This certificate may not be reproduced other than in full,  
except with the prior written approval of the head of  
Corporate Services 3: Equipment Calibration and Testing Services.

Submitted by: ALS Laboratory Group (Thailand) Co.,Ltd. Rayong Branch

616/10 Moo 5, T.Maenam Khu, A.Pluakdaeng,  
Rayong 21140, Thailand

Procedure used: Calibration were conducted using in-house calibration procedure CP-T01 according to comparison with  
Industrial Platinum Resistance Thermometer (IPRT) into liquid bath temperature controller.  
The temperature scale used was based on ITS-90.

### Condition of this result of calibration

1.Reference standards instruments :

<u>Instrument</u>	<u>Model</u>	<u>Serial No.</u>	<u>Certificate No.</u>	<u>Due Date</u>
1) Black Stack Thermometer	1560	8C454	22I616	23 May 2023
2) PRT Scanner Module	2562	A01303	22I616	23 May 2023
3) Industrial PRT Probe	5627A	979442	22I616	23 May 2023

2.The certificate is valid only to the item calibrated on date and place of calibration.

3.This Certification is traceable to the International System of Unit maintained through:-

-National Institute of Metrology Thailand (NIMT)

REVIEW BY	Pitthay Th.
APPROVED BY	Supt S.
NEXT CAL. DATE	12/04/24

Calibrated by : Sitthinon Poomai  
Issue Date : 20 April 2023

Approved Signatory :

- [ ] Phalinee Prabpaipal  
[ ] Chatchawan Khunpiluek  
[x] Wanlop Larpkurn





Cert. No.: 23T638

Page.: 2 of 2

**Result of Calibration:-**

Without Adjustment

**Function:**

Temperature measurement

Dimension of probe : Diameter 3 mm., Length 55 mm. Sheath material : Stainless Steel

<u>Immersion</u> <u>Depth</u> ( mm.)	<u>Standard</u> <u>Temperature</u> ( °C )	<u>UUC*</u> <u>Reading</u> ( °C )	<u>Error</u> ( °C )	<u>Uncertainty</u> <u>of Measurement</u> ( ±°C )
50	25.0052	24.9	-0.1052	0.12
50	30.0035	29.9	-0.1035	0.12
50	40.0024	40.0	-0.0024	0.12

**UUC\*** : Unit Under Calibration

The reported uncertainty of measurement was based on standard uncertainty multiplied by a coverage factor  $k = 2$ , providing a level of confidence of approximately 95%.

-o0o-