

ภาคผนวกที่ 4

เอกสารสอบเทียบความถูกต้องของเครื่องมือตรวจวัดคุณภาพสิ่งแวดล้อม

ตารางสรุปรายการเอกสารการสอบเทียบความถูกต้องของเครื่องมือเก็บตัวอย่าง
และเครื่องมือตรวจวิเคราะห์คุณภาพสิ่งแวดล้อม

รายการตรวจวัด	เครื่องมือเก็บตัวอย่าง	เครื่องมือตรวจวิเคราะห์
	ชื่อเครื่องมือ	ชื่อเครื่องมือ
1. คุณภาพอากาศในบรรยากาศ		
TSP	High Volume Air Sampler No. B02, B03, B14, B34	Digital Balance
PM-10	High Volume PM-10 Air Sampler No. B05, B14, B15, B20	Digital Balance
SO ₂	SO ₂ Analyzer No. B05, B07, B11, B12	SO ₂ Analyzer No. B05, B07, B11, B12
NO ₂	NO ₂ Analyzer No. B10, B20, B21, B22	NO ₂ Analyzer No. B10, B20, B21, B22
2. ระดับเสียง		
L _{eq} 8 hr , L _{eq} 24 hr, L _{max} , L _{dn} และ L ₉₀	Acoustic Calibrator Sound Level Meter No. B09, B12, B18, B23, B34, B37, B38, B43	-
3. คุณภาพดิน		
Total Lead	-	ICP
Total Cadmium	-	ICP
Total Chromium	-	ICP
Total Arsenic	-	AAS
Total Mercury	-	AAS
Total Sodium	-	ICP
4. คุณภาพน้ำ		
Temperature	-	Thermometer
Conductivity	-	Conductivity Meter
Turbidity	-	Turbidity Meter
Color	-	Spectrophotometer
pH	-	pH Meter
BOD ₅	-	BOD Analyzer
COD	-	COD Reactor
Total Suspended Solids	-	Digital Balance
Total Dissolved Solids	-	Digital Balance
Grease & Oil	-	Digital Balance
Nitrate-Nitrogen	-	Spectrophotometer
Phosphate-Phosphorus	-	Spectrophotometer
Arsenic	-	AAS
Cadmium	-	ICP
Chromium	-	ICP
Lead	-	ICP
Mercury	-	AAS

ตารางสรุปรายการเอกสารการสอบเทียบความถูกต้องของเครื่องมือเก็บตัวอย่าง
และเครื่องมือตรวจวิเคราะห์คุณภาพสิ่งแวดล้อม (ต่อ)

รายการตรวจวัด	เครื่องมือเก็บตัวอย่าง	เครื่องมือตรวจวิเคราะห์
	ชื่อเครื่องมือ	ชื่อเครื่องมือ
4. คุณภาพน้ำ (ต่อ)		
Sodium	-	ICP
Manganese	-	ICP
Fluoride	-	Spectrophotometer
Sulfate	-	Spectrophotometer
Total Iron	-	ICP
5. กากตะกอนหม้อกรอง		
pH	-	pH Meter
Total Mercury	-	AAS
Total Arsenic	-	AAS
Total Lead	-	ICP
Total Cadmium	-	ICP
Total Copper	-	ICP
Total Sodium	-	ICP

คุณภาพอากาศในบรรยากาศ



บริษัท เอส.พี.เอส. คอนซัลติ้ง เซอร์วิส จำกัด
S.P.S. CONSULTING SERVICE CO., LTD.
7 ซอยพหลโยธิน 24 ถนนพหลโยธิน แขวงจตุจักร เขตจตุจักร กรุงเทพฯ 10900
7 Soi Phaholyothin 24, Phaholyothin Rd., Jompol, Chatuchak, Bangkok 10900
Tel : (662) 939-4370-72, Fax : (662) 513-4221, E-mail : sale@spscon.com, www.spscon.com

High Volume Air Sampler Calibration Report

Calibration Method : Multipoint Orifice Flow Transfer Standard

Model : TE S025A

S/N : 3611

Calibration Data

High Volume Air Sampler Data		Calibration Data		
Recorder No.	Blower No.	Date	Actual Flowrate (ft ³ /min)	R ²
B01	B01	01/02/2024	y = 1.224x-3.492	0.998
B02	B02	01/02/2024	y = 1.143x+1.630	0.999
B03	B03	01/02/2024	y = 1.160x-2.783	1.000
B04	B04	02/02/2024	y = 1.257x-5.884	0.997
B05	B05	03/02/2024	y = 1.261x-7.123	0.999
B06	B06	02/02/2024	y = 1.245x-6.024	0.999
B07	B07	03/02/2024	y = 1.209x-6.025	0.997
B08	B08	02/02/2024	y = 1.239x-5.848	0.997
B09	B09	02/02/2024	y = 1.244x-5.247	0.997
B10	B10	02/02/2024	y = 1.153x+0.064	0.998
B11	B11	01/02/2024	y = 1.110x-1.064	1.000
B12	B12	03/02/2024	y = 1.227x-6.093	0.999
B13	B13	01/02/2024	y = 1.286x-7.460	1.000
B14	B14	02/02/2024	y = 1.220x-5.066	0.999
B15	B15	02/02/2024	y = 1.150x-1.264	0.999
B16	B16	03/02/2024	y = 1.177x-3.231	0.996
B17	B17	02/02/2024	y = 1.235x-5.039	0.999
B18	B18	03/02/2024	y = 1.210x-5.028	0.998
B19	B19	03/02/2024	y = 1.215x-7.087	0.998
B20	B20	02/02/2024	y = 1.204x-4.119	0.996
B21	B21	02/02/2024	y = 1.190x-4.960	0.999
B22	B22	02/02/2024	y = 1.208x-7.133	0.996
B23	B23	01/02/2024	y = 1.217x-4.085	0.998
B24	B24	01/02/2024	y = 1.145x-2.502	1.000
B25	B25	02/02/2024	y = 1.090x+1.068	0.999
B26	B26	03/02/2024	y = 1.234x-5.493	0.998
B27	B27	01/02/2024	y = 1.168x-4.382	0.999
B28	B28	02/02/2024	y = 1.237x-7.962	0.999
B29	B29	03/02/2024	y = 1.186x-2.530	0.996
B30	B30	02/02/2024	y = 1.212x-4.090	0.997
B31	B31	02/02/2024	y = 1.195x-4.732	0.999
B32	B32	03/02/2024	y = 1.169x-0.802	0.996
B33	B33	03/02/2024	y = 1.203x-2.954	0.996
B34	B34	02/02/2024	y = 1.221x-5.796	1.000

(Mr. Adul Dangklom)

(Mr. Peera Detudom)



บริษัท เอส.พี.เอส. คอนซัลติ้ง เซอร์วิส จำกัด
S.P.S. CONSULTING SERVICE CO., LTD.
7 ซอยพหลโยธิน 24 ถนนพหลโยธิน แขวงจอมพล เขตจตุจักร กรุงเทพฯ 10900
7 Soi Phaholyothin 24, Phaholyothin Rd., Jompol, Chatuchak, Bangkok 10900
Tel : (662) 939-4370-72, Fax : (662) 513-4221, E-mail : sale@spscon.com., www.spscon.com

High Volume PM-10 Air Sampler Calibration Report

Calibration Method : Multipoint Orifice Flow Transfer Standard

Model : TE 5025A

S/N : 3611

Calibration Data

High Volume PM-10 Data		Calibration Data		
Recorder No.	Blower No.	Date	Actual Flowrate (ft ³ /min)	R ²
B01	B01	02/02/2024	$y = 1.147x - 0.194$	0.996
B02	B02	01/02/2024	$y = 1.060x + 2.506$	1.000
B03	B03	01/02/2024	$y = 1.216x - 3.895$	0.996
B04	B04	01/02/2024	$y = 1.224x - 5.960$	0.999
B05	B05	02/02/2024	$y = 1.220x - 5.384$	0.999
B06	B06	02/02/2024	$y = 1.197x - 4.228$	0.998
B07	B07	03/02/2024	$y = 1.208x - 4.865$	0.996
B08	B08	01/02/2024	$y = 1.171x - 1.266$	0.998
B09	B09	01/02/2024	$y = 1.198x - 5.197$	0.997
B10	B10	01/02/2024	$y = 1.219x - 5.339$	0.997
B11	B11	03/02/2024	$y = 1.211x - 3.765$	0.999
B12	B12	05/02/2024	$y = 1.203x - 3.968$	0.997
B13	B13	05/02/2024	$y = 1.158x - 1.909$	0.996
B14	B14	03/02/2024	$y = 1.190x - 3.316$	0.999
B15	B15	01/02/2024	$y = 1.163x - 1.150$	0.999
B16	B16	01/02/2024	$y = 1.170x + 0.508$	0.999
B17	B17	01/02/2024	$y = 1.186x - 2.843$	0.997
B18	B18	01/02/2024	$y = 1.207x - 1.821$	1.000
B19	B19	03/02/2024	$y = 1.178x - 2.990$	0.999
B20	B20	02/02/2024	$y = 1.206x - 5.507$	0.997
B21	B21	03/02/2024	$y = 1.172x - 0.702$	0.999
B22	B22	02/02/2024	$y = 1.175x - 1.992$	0.996
B23	B23	02/02/2024	$y = 1.196x - 3.382$	0.998
B24	B24	01/02/2024	$y = 1.181x - 2.463$	0.999
B25	B25	01/02/2024	$y = 1.204x - 3.960$	0.997
B26	B26	01/02/2024	$y = 1.218x - 5.354$	0.998
B27	B27	03/02/2024	$y = 1.178x - 4.891$	0.997
B28	B28	02/02/2024	$y = 1.226x - 6.323$	0.999
B29	B29	05/02/2024	$y = 1.174x - 3.753$	0.997
B30	B30	03/02/2024	$y = 1.179x - 3.207$	0.998
B31	B31	03/02/2024	$y = 1.189x - 1.040$	0.997
B32	B32	01/02/2024	$y = 1.222x - 3.815$	0.999
B33	B33	01/02/2024	$y = 1.159x - 1.689$	0.996
B34	B34	01/02/2024	$y = 1.191x - 1.278$	0.995

(Mr. Abdul Dangklom)

(Mr. Peera Detudom)



บริษัท เอส.พี.เอส. คอนซัลติ้ง เซอร์วิส จำกัด

S.P.S. CONSULTING SERVICE CO., LTD.

7 ซอยพหลโยธิน 24 ถนนพหลโยธิน แขวงจตุจักร กรุงเทพฯ 10900

7 Soi Phaholyothin 24, Phaholyothin Rd., Jompol, Chaluchak, Bangkok 10900

Tel : (662) 939-4370-72, Fax : (662) 513-4221, E-mail : sale@spscon.com, www.spscon.com

CALIBRATION REPORT

CHEMILUMINESCENT NO / NO₂ / NO_x ANALYZER

DATE : 13 February 2024

BRAND : API

MODEL : 200E

NO. NOX-B10

SERIAL NO. 4465

Calibrator (Dilution System)

Brand : Teledyne

Model : 700E

Last Cal. Date : 30 October 2023

Serial No. : 201-S

Reference Standard Gas

Standard Gas : Nitric Oxide (NO)

Cylinder No. : D686192

Certified Date : 20 April 2022

Expired Date : 20 April 2024

Cylinder Conc. : 49.1 ppm

CALIBRATING CONDITION

Pressure 1011 mmbar

Temp. 24.6 °C

% RH 49

CALIBRATION SETTING

Span Set Point	Initial Reading (Before Adj.),PPB			Final Reading (After Adj.),PPB	
	Expected Concentration	Analyzer Response	%Dif	Analyzer Response	Slope
Zero	0	0.10	-	0	-
NO Span	400	399.9	-0.025	400.0	1.007
NO _x Span	400	400.1	0.025	400.0	1.011

API Model 200E NO_x Analyzer Check List

Test Values	Observed Value	Units	Nominal Range
RANGE	500	PPB	500 standard
STABILITY (Zero Gas)	0.1	PPB	< 2 with zero air
SAMPLE FLOW	505	cc/min	500 ± 50
OZONE FLOW	78	cc/min	80 ± 15
PMT	103.1	mV	-20 - 150
AZERO	93.8	mV	-20 - 150
HVPS	674	V	420 - 900 constant
RCELL TEMP	50.3	°C	50 ± 1
BOX TEMP	29.1	°C	8 - 48
PMT TEMP	7.2	°C	7 ± 2
MOLY TEMP	315.3	°C	315 ± 5
RCELL PRESS	8.4	IN-Hg-A	2 - 10 constant
SAMPLE PRESS	28.6	IN-Hg-A	25 - 30 constant
NO Span Conc	400	PPB	20 - 20,000
NO _x Span Conc	400	PPB	20 - 20,000
NO Slope	1.007	-	1.0 ± 0.3
NO _x Slope	1.011	-	1.0 ± 0.3
NO Offset	1.5	mV	-20 to +150
NO _x Offset	0.9	mV	-20 to 150
Stability at Zero	0.1	PPB	< 0.2
Stability at Span	0.2	PPB	< 2 ppb @ 400 ppb span gas



บริษัท เอส.พี.เอส. คอนซัลติ้ง เซอร์วิส จำกัด

S.P.S. CONSULTING SERVICE CO., LTD.

7 ซอยพหลโยธิน 24 ถนนพหลโยธิน แขวงจอมพล เขตจตุจักร กรุงเทพฯ 10900

7 Soi Phaholyothin 24, Phaholyothin Rd., Jompet, Chulachak, Bangkok 10900

Tel : (662) 939-4370-72, Fax : (662) 513-4221, E-mail : sale@spscn.com, www.spscn.com

CALIBRATION REPORT

CHEMILUMINESCENT NO / NO₂ / NO_x ANALYZER

DATE : 13 February 2024

BRAND : API

MODEL : TML-41M

NO. NOX-B20

SERIAL NO. N02782

Calibrator (Dilution System)

Brand : Teledyne

Model : 700E

Last Cal. Date : 30 October 2023

Serial No. : 201-S

Reference Standard Gas

Standard Gas : Nitric Oxide (NO)

Cylinder No. : D636192

Certified Date : 20 April 2022

Expired Date : 20 April 2024

Cylinder Conc. : 49.1 ppm

CALIBRATING CONDITION

Pressure 1011 mmbar

Temp. 24.6 °C

% RH 49

CALIBRATION SETTING

Span	Initial Reading (Before Adj.),PPB			Final Reading (After Adj.),PPB	
	Expected Concentration	Analyzer Response	%Dif	Analyzer Response	Slope
Zero	0	-0.10	-	0	-
NO Span	400	399.6	-0.100	400.0	1.004
NO _x Span	400	399.8	-0.050	400.0	1.007

API Model TML-41M NO_x Analyzer Check List

Test Values	Observed Value	Units	Nominal Range
RANGE	500	PPB	500 standard
STABILITY (Zero Gas)	0.1	PPB	< 2 with zero air
SAMPLE FLOW	510	cc/min	500 ± 50
OZONE FLOW	79	cc/min	80 ± 15
PMT	102.9	mV	-20 - 150
AZERO	93.7	mV	-20 - 150
HVPS	670	V	420 - 900 constant
RCELL TEMP	50.5	°C	50 ± 1
BOX TEMP	29.2	°C	8 - 48
PMT TEMP	7.4	°C	7 ± 2
MOLY TEMP	314.9	°C	315 ± 5
RCELL PRESS	8.2	IN-Hg-A	2 - 10 constant
SAMPLE PRESS	28.4	IN-Hg-A	25 - 30 constant
NO Span Conc	400	PPB	20 - 20,000
NO _x Span Conc	400	PPB	20 - 20,000
NO Slope	1.004	-	1.0 ± 0.3
NO _x Slope	1.007	-	1.0 ± 0.3
NO Offset	1.2	mV	-20 to +150
NO _x Offset	0.8	mV	-20 to 150
Stability at Zero	0.1	PPB	< 0.2
Stability at Span	0.2	PPB	< 2 ppb @ 400 ppb span gas

(Mr.Adul Dangklom)

(Mr.Peera Detudom)



บริษัท เอส.พี.เอส. คอนซัลติ้ง เซอร์วิส จำกัด

S.P.S. CONSULTING SERVICE CO., LTD.

7 ซอยพหลโยธิน 24 ถนนพหลโยธิน แขวงจอมพล เขตจตุจักร กรุงเทพฯ 10900

7 Soi Phaholyothin 24, Phaholyothin Rd., Jompol, Chatuchak, Bangkok 10900

Tel : (662) 939-4370-72 Fax : (662) 513-4221 E-mail : sale@spscon.com, www.spscon.com

CALIBRATION REPORT

CHEMILUMINESCENT NO / NO₂ / NO_x ANALYZER

DATE : 13 February 2024

BRAND : API

MODEL : TML-41M

NO. NOX-B21

SERIAL NO. N02374

Calibrator (Dilution System)

Brand	: Teledyne	Model	: 700E
Last Cal. Date	: 30 Octobert 2023	Serial No.	: 201-S

Reference Standard Gas

Standard Gas	: Nitric Oxide (NO)	Cylinder No.	: D636192
Certified Date	: 20 April 2022	Expired Date	: 20 April 2024
		Cylinder Conc.	: 49.1 ppm

CALIBRATING CONDITION

Pressure 1011 mmbar Temp. 24.6 °C % RH 49

CALIBRATION SETTING

Span Set Point	Initial Reading (Before Adj.),PPB			Final Reading (After Adj.),PPB	
	Expected Concentration	Analyzer Response	%Dif	Analyzer Response	Slope
Zero	0	0.11	-	0	-
NO Span	400	400.1	0.025	400.0	1.009
NO _x Span	400	400.2	0.050	400.0	1.013

API Model TML-41M NO_x Analyzer Check List

Test Values	Observed Value	Units	Nominal Range
RANGE	500	PPB	500 standard
STABILITY (Zero Gas)	0.1	PPB	< 2 with zero air
SAMPLE FLOW	511	cc/min	500 ± 50
OZONE FLOW	79	cc/min	80 ± 15
PMT	103.3	mV	-20 - 150
AZERO	94.1	mV	-20 - 150
HVPS	675	V	420 - 900 constant
RCELL TEMP	50.1	°C	50 ± 1
BOX TEMP	29.4	°C	8 - 48
PMT TEMP	7.3	°C	7 ± 2
MOLY TEMP	315.2	°C	315 ± 5
RCELL PRESS	8.5	IN-Hg-A	2 - 10 constant
SAMPLE PRESS	28.7	IN-Hg-A	25 - 30 constant
NO Span Conc	400	PPB	20 - 20,000
NO _x Span Conc	400	PPB	20 - 20,000
NO Slope	1.009	-	1.0 ± 0.3
NO _x Slope	1.013	-	1.0 ± 0.3
NO Offset	1.6	mV	-20 to +150
NO _x Offset	1.0	mV	-20 to 150
Stability at Zero	0.1	PPB	< 0.2
Stability at Span	0.2	PPB	< 2 ppb @ 400 ppb span gas

(Mr.Adul Dangklom)

(Mr.Peera Detudom)



บริษัท เอส.พี.เอส. คอนซัลติ้ง เซอร์วิส จำกัด

S.P.S. CONSULTING SERVICE CO., LTD.

7 ซอยพหลโยธิน 24 ถนนพหลโยธิน แขวงจตุจักร เขตจตุจักร กรุงเทพฯ 10900

7 Soi Phaholyothin 24, Phaholyothin Rd., Jompol, Chatuchak, Bangkok 10900

Tel : (662) 939-4370-72, Fax : (662) 513-4221, E-mail : sale@spscn.com, www.spscn.com

CALIBRATION REPORT

CHEMILUMINESCENT NO / NO₂ / NO_x ANALYZER

DATE : 13 February 2024

BRAND : API

MODEL : TML-41M

NO. NOX-B22

SERIAL NO. NO1618

Calibrator (Dilution System)

Brand	: Teledyne	Model	: 700E
Last Cal. Date	: 30 Octobert 2023	Serial No.	: 201-S

Reference Standard Gas

Standard Gas	: Nitric Oxide (NO)	Cylinder No.	: D636192
Certified Date	: 20 April 2022	Expired Date	: 20 April 2024
		Cylinder Conc.	: 49.1 ppm

CALIBRATING CONDITION

Pressure 1011 mmbar Temp. 24.6 °C % RH 49

CALIBRATION SETTING

Span	Initial Reading (Before Adj.),PPB			Final Reading (After Adj.),PPB	
	Expected Concentration	Analyzer Response	%Dif	Analyzer Response	Slope
Zero	0	0.11	-	0	-
NO Span	400	400.2	0.050	400.0	1.010
NO _x Span	400	400.3	0.075	400.0	1.015

API Model TML-41M NO_x Analyzer Check List

Test Values	Observed Value	Units	Nominal Range
RANGE	500	PPB	500 standard
STABILITY (Zero Gas)	0.1	PPB	< 2 with zero air
SAMPLE FLOW	508	cc/min	500 ± 50
OZONE FLOW	78	cc/min	80 ± 15
PMT	103.4	mV	-20 - 150
AZERO	94.2	mV	-20 - 150
HVPS	671	V	420 - 900 constant
RCELL TEMP	50.2	°C	50 ± 1
BOX TEMP	29.3	°C	8 - 48
PMT TEMP	7.1	°C	7 ± 2
MOLY TEMP	314.7	°C	315 ± 5
RCELL PRESS	8.3	IN-Hg-A	2 - 10 constant
SAMPLE PRESS	28.5	IN-Hg-A	25 - 30 constant
NO Span Conc	400	PPB	20 - 20,000
NO _x Span Conc	400	PPB	20 - 20,000
NO Slope	1.010	-	1.0 ± 0.3
NO _x Slope	1.015	-	1.0 ± 0.3
NO Offset	1.7	mV	-20 to +150
NO _x Offset	1.0	mV	-20 to 150
Stability at Zero	0.1	PPB	< 0.2
Stability at Span	0.2	PPB	< 2 ppb @ 400 ppb span gas

(Mr.Adul Dangklom)

(Mr.Peera Detudom)



บริษัท เอส.พี.เอส. คอนซัลติ้ง เซอร์วิส จำกัด
S.P.S. CONSULTING SERVICE CO., LTD.
7 ซอยพหลโยธิน 24 ถนนพหลโยธิน แขวงจตุจักร เขตจตุจักร กรุงเทพฯ 10900
7 Soi Phaholyothin 24, Phaholyothin Rd., Jompol, Chatuchak, Bangkok 10900
Tel : (662) 939-4370-72 Fax : (662) 513-4221 E-mail : sale@spscon.com, www.spscon.com

CALIBRATION REPORT					
SO ₂ FLUORESCENT ANALYZER					
DATE :	13 February 2024	BRAND :	API	MODEL :	100E
NO.	SO ₂ -B05			SERIAL NO.	3270
Calibrator (Dilution System)					
Brand	: Teledyne			Model	: 700E
Last Cal. Date	: 30 October 2023			Serial No.	: 201-S
Reference Standard Gas					
Standard Gas	: Sulphur Dioxide (SO ₂)			Cylinder No.	: A00814SK
Certified Date	: 21 June 2021	Expired Date	: 21 June 2029	Cylinder Conc.	: 49.8 ppm
CALIBRATING CONDITION					
Pressure	1011	mmbar	Temp.	24.6	°C
			% RH	49	
CALIBRATION SETTING					
Span	Initial Reading (Before Adj.),PPB			Final Reading (After Adj.),PPB	
Set Point	Expected Concentration	Analyzer Response	%Dif	Analyzer Response	Slope
Zero	0	0.11	-	0	-
SO ₂ Span	400.0	400.2	0.050	400.0	1.014
API Model 100E SO ₂ Analyzer Check list					
Test Values	Observed Value	Units	Nominal Range		
RANGE	500	PPB	0-500		
SAMPLE PRESS	28.7	in-Hg	25-35		
SAMPLE FLOW	655	cc/min	650 ± 10%		
PMT	108.2	mV	-20-150 with Zero Air		
UV LAMP	3028.7	mV	1000-4900		
STR. LGT	61.9	PPB	<100		
DRK PMT	63.4	mV	-50 - 200		
DRK LMP	58.2	mV	-50 - 200		
HVPS	673	V	550-900 constant		
DCPS	2527	mV	2500 ± 200		
RCELL TEMP	50.4	°C	50 ± 1		
BOX TEMP	29.3	°C	5-40		
PMT TEMP	7.1	°C	7 ± 2.0		
SO ₂ Span Conc	400	PPB	20-20,000		
SO ₂ Slope	1.014	-	1.0 ± 0.3		
SO ₂ Offset	22.0	mV	<250		
Stability at Zero	0.1	PPB	<0.2		
Stability at Span	0.2	PPB	0.5% of reading (above 50 ppb)		

(Mr.Adul Dangklom)

(Mr.Peera Detudom)



บริษัท เอส.พี.เอส. คอนซัลติ้ง เซอร์วิส จำกัด
S.P.S. CONSULTING SERVICE CO., LTD.
7 ซอยพหลโยธิน 24 ถนนพหลโยธิน แขวงจอมพล เขตจตุจักร กรุงเทพฯ 10900
7 Soi Phaholyothin 24, Phaholyothin Rd., Jompol, Chatuchak, Bangkok 10900
Tel : (662) 939-4370-72 Fax : (662) 513-4221 E-mail : sales@spscon.com www.spscon.com

CALIBRATION REPORT					
SO ₂ FLUORESCENT ANALYZER					
DATE :	13 February 2024	BRAND :	API	MODEL :	100E
NO.	SO ₂ -B07			SERIAL NO.	1706
Calibrator (Dilution System)					
Brand	: Teledyne			Model	: 700E
Last Cal. Date	: 30 October 2023			Serial No.	: 201-S
Reference Standard Gas					
Standard Gas	: Sulphur Dioxide (SO ₂)			Cylinder No.	: A00814SK
Certified Date	: 21 June 2021	Expired Date	: 21 June 2029	Cylinder Conc.	: 49.8 ppm
CALIBRATING CONDITION					
Pressure	1011	mmbar	Temp.	24.6	°C
			% RH	49	
CALIBRATION SETTING					
Span	Initial Reading (Before Adj.),PPB			Final Reading (After Adj.),PPB	
Set Point	Expected Concentration	Analyzer Response	%Dif	Analyzer Response	Slope
Zero	0	-0.10	-	0	-
SO ₂ Span	400.0	399.6	-0.100	400.0	1.008
API Model 100E SO ₂ Analyzer Check list					
Test Values	Observed Value	Units	Nominal Range		
RANGE	500	PPB	0-500		
SAMPLE PRESS	28.4	in-Hg	25-35		
SAMPLE FLOW	657	cc/min	650 ± 10%		
PMT	103.4	mV	-20-150 with Zero Air		
UV LAMP	3045.1	mV	1000-4900		
STR. LGT	61.6	PPB	<100		
DRK PMT	63.2	mV	-50 - 200		
DRK LMP	57.8	mV	-50 - 200		
HVPS	669	V	550-900 constant		
DCPS	2518	mV	2500 ± 200		
RCELL TEMP	50.3	°C	50 ± 1		
BOX TEMP	29.0	°C	5-40		
PMT TEMP	7.2	°C	7 ± 2.0		
SO ₂ Span Conc	400	PPB	20-20,000		
SO ₂ Slope	1.008	-	1.0 ± 0.3		
SO ₂ Offset	21.9	mV	<250		
Stability at Zero	0.1	PPB	<0.2		
Stability at Span	0.2	PPB	0.5% of reading (above 50 ppb)		

(Mr.Adul Dangklom)

(Mr.Peera Detudom)



บริษัท เอส.พี.เอส. คอนซัลติ้ง เซอร์วิส จำกัด

S.P.S. CONSULTING SERVICE CO., LTD.

7 ซอยพลอยไธลิน 24 ถนนพหลโยธิน แขวงจอมพล เขตจตุจักร กรุงเทพฯ 10900

7 Soi Phaholyothin 24, Phaholyothin Rd., Jompol, Chatuchak, Bangkok 10900

Tel : (662) 939-4370-72 Fax : (662) 513-4221 E-mail : sale@spscon.com, www.spscon.com

CALIBRATION REPORT

SO₂ FLUORESCENT ANALYZER

DATE : 13 February 2024

BRAND : TELEDYNE

MODEL : TML-50

NO. SO₂-B11

SERIAL NO. SO2187

Calibrator (Dilution System)

Brand	: Teledyne	Model	: 700E
Last Cal. Date	: 30 October 2023	Serial No.	: 201-S

Reference Standard Gas

Standard Gas	: Sulphur Dioxide (SO ₂)	Cylinder No.	: A00814SK
Certified Date	: 21 June 2021	Expired Date	: 21 June 2029
		Cylinder Conc.	: 49.8 ppm

CALIBRATING CONDITION

Pressure 1011 mmbar

Temp. 24.6 °C

% RH 49

CALIBRATION SETTING

Span	Initial Reading (Before Adj.),PPB			Final Reading (After Adj.),PPB	
Set Point	Expected Concentration	Analyzer Response	%Dif	Analyzer Response	Slope
Zero	0	0.10	-	0	-
SO ₂ Span	400.0	399.8	-0.050	400.0	1.009

API Model TML-50 SO₂ Analyzer Check list

Test Values	Observed Value	Units	Nominal Range
RANGE	500	PPB	0-500
SAMPLE PRESS	28.6	in-Hg	25-35
SAMPLE FLOW	659	cc/min	650 ± 10%
PMT	103.1	mV	-20-150 with Zero Air
UV LAMP	3018.4	mV	1000-4900
STR. LGT	61.5	PPB	<100
DRK PMT	62.9	mV	-50 - 200
DRK LMP	57.6	mV	-50 - 200
HVPS	674	V	550-900 constant
DCPS	2523	mV	2500 ± 200
RCELL TEMP	50.1	°C	50 ± 1
BOX TEMP	29.4	°C	5-40
PMT TEMP	7.5	°C	7 ± 2.0
SO ₂ Span Conc	400	PPB	20-20,000
SO ₂ Slope	1.009	-	1.0 ± 0.3
SO ₂ Offset	22.2	mV	<250
Stability at Zero	0.1	PPB	<0.2
Stability at Span	0.2	PPB	0.5% of reading (above 50 ppb)

(Mr.Adul Dangklom)

(Mr.Peera Detudom)



บริษัท เอส.พี.เอส. คอนซัลติ้ง เซอร์วิส จำกัด

S.P.S. CONSULTING SERVICE CO., LTD.

7 ซอยพหลโยธิน 24 ถนนพหลโยธิน แขวงจอมพล เขตจตุจักร กรุงเทพฯ 10900

7 Soi Phaholyothin 24, Phaholyothin Rd., Jompol, Chatuchak, Bangkok 10900

Tel : (662) 939-4370-72 Fax : (662) 513-4221 E-mail : sale@spscon.com, www.spscon.com

CALIBRATION REPORT						
SO ₂ FLUORESCENT ANALYZER						
DATE :	13 February 2024	BRAND :	TELEDYNE	MODEL :	TML-50	
NO.	SO ₂ -B12	SERIAL NO.	1886			
Calibrator (Dilution System)						
Brand	: Teledyne			Model	: 700E	
Last Cal. Date	: 30 October 2023			Serial No.	: 201-S	
Reference Standard Gas						
Standard Gas	: Sulphur Dioxide (SO ₂)			Cylinder No.	: A00814SK	
Certified Date	: 21 June 2021	Expired Date	: 21 June 2029	Cylinder Conc.	: 49.8 ppm	
CALIBRATING CONDITION						
Pressure	1011	mmbar	Temp.	24.6	°C	
% RH						49
CALIBRATION SETTING						
Span	Initial Reading (Before Adj.),PPB			Final Reading (After Adj.),PPB		
Set Point	Expected Concentration	Analyzer Response	%Dif	Analyzer Response	Slope	
Zero	0	0.11	-	0	-	
SO ₂ Span	400.0	400.1	0.025	400.0	1.012	
API Model TML-50 SO ₂ Analyzer Check list						
Test Values	Observed Value	Units	Nominal Range			
RANGE	500	PPB	0-500			
SAMPLE PRESS	28.5	in-Hg	25-35			
SAMPLE FLOW	653	cc/min	650 ± 10%			
PMT	103.3	mV	-20-150 with Zero Air			
UV LAMP	3036.2	mV	1000-4900			
STR. LGT	61.7	PPB	<100			
DRK PMT	63.1	mV	-50 - 200			
DRK LMP	58.0	mV	-50 - 200			
HVPS	671	V	550-900 constant			
DCPS	2515	mV	2500 ± 200			
RCELL TEMP	50.2	°C	50 ± 1			
BOX TEMP	29.5	°C	5-40			
PMT TEMP	7.4	°C	7 ± 2.0			
SO ₂ Span Conc	400	PPB	20-20,000			
SO ₂ Slope	1.012	-	1.0 ± 0.3			
SO ₂ Offset	21.8	mV	<250			
Stability at Zero	0.1	PPB	<0.2			
Stability at Span	0.2	PPB	0.5% of reading (above 50 ppb)			

(Mr.Adul Dangklom)

(Mr.Peera Detudom)



CERTIFICATE No : 23M2441
REFERENCE No : 68471-1

PAGE : 1 OF 2

Certificate of Calibration

EQUIPMENT : DIGITAL BALANCE

MANUFACTURER : METTLER TOLEDO

MODEL : XS105DU

SERIAL No : 1126422905

ID No : BA 05/50

CONDITION AS RECEIVED : USED ITEM

SUBMITTED BY : S.P.S. CONSULTING SERVICE CO., LTD.
7 SOI PHAHOLYOTHIN 24, PHAHOLYOTHIN RD.,
JOMPOL, CHATUCHAK, BANGKOK 10900

CALIBRATED BY : ATSAWIN Y.

CALIBRATION DATE : 10-Mar-23

APPROVED BY : 
PONGSAK J.

ISSUED DATE : 16-Mar-23

RECEIVED DATE : 10-Mar-23



CERTIFICATE No : 23M2441

PAGE : 2 OF 2

Calibration Report

EQUIPMENT : DIGITAL BALANCE MODEL : XS105DU
MANUFACTURER : METTLER TOLEDO S/N : 1126422905
ID No : BA 05/50 RECEIVED DATE : 10-Mar-23
AIR PRESSURE : 1010mbar \pm 1mbar CALIBRATION DATE : 10-Mar-23
AMBIENT TEMPERATURE : 23° C \pm 1° C RELATIVE HUMIDITY : 49 %RH \pm 10 % RH

CONDITION OF THIS RESULTS OF CALIBRATION

1. THIS INSTRUMENT WAS CALIBRATED BY ACCORDING TO UKAS LAB 14 EDITION 6:2019 BY USING KNOWN WEIGHT STANDARD WEIGHT. THE BALANCE WAS NOT ADJUSTED BEFORE CALIBRATION. THE BALANCE HAS NO ZERO TRACKING FUNCTION. REPEATABILITY WAS MEASURED BY USING 10 REPEATED MEASUREMENTS. LINEARITY WAS MEASURED COVERING 10 POINTS, EVENLY SPREAD OVER THE RANGE. THE INSTRUMENT WAS SET ZERO BEFORE PERFORMING THE LINEARITY TEST. OFF-CENTER LOADING WAS MEASURED BY USING STANDARD WEIGHTS PLACED ON THE PAN AND MOVED TO VARIOUS POSITIONS ON THE PAN.

2. REFERENCE STANDARD INSTRUMENTS :-

INSTRUMENT	MODEL	SERIAL No	CERTIFICATE No	DUE DATE
1) STANDARD WEIGHT SET	E2	QK-I-151	M2302013S	02-Feb-25
2) STANDARD WEIGHT	E2	15843	M2302014S	02-Feb-25

3. THIS RESULT WAS FOUND ACCURATE AS SHOWN ON DATE AND PLACE OF CALIBRATION ONLY.

4. THIS RESULT EXCLUDE LONG TERM STABILITY OF THE UNIT UNDER CALIBRATION.

5. THIS CERTIFICATE IS TRACEABLE TO THE INTERNATIONAL SYSTEM OF UNIT MAINTAINED AT:-

- NATIONAL INSTITUTE OF METROLOGY (THAILAND) THROUGH CENTRAL BUREAU OF WEIGHTS&MEASURES

RESULT OF CALIBRATION :- WITHOUT ADJUSTMENT

1. ZERO SETTING FUNCTION : NORMAL

2. TARE FUNCTION : NORMAL

3. REPEATABILITY OF READING AT 200 g WAS 0 g

4. DEPARTURE FROM NOMINAL VALUE/ LINEARITY

NOMINAL VALUE (g)	BALANCE READING (g)	CORRECTION (g)	UNCERTAINTY (\pm g)
0.00	0.00000	0.00000	0.000039
0.02	0.02000	0.00000	0.000039
0.10	0.10000	0.00000	0.000039
0.20	0.20001	-0.00001	0.000040
0.50	0.50001	-0.00001	0.000040
1.00	1.00000	0.00000	0.000041
2.00	2.00003	-0.00003	0.000042
5.00	5.00001	-0.00001	0.000046
10.00	10.00003	-0.00003	0.000053
20.00	20.00005	-0.00005	0.000067
50.00	50.00001	-0.00001	0.00011
100.00	100.00001	-0.00001	0.00019
200.00	200.00001	-0.00001	0.00032

5. OFF CENTER LOADING ERROR



POINT	READING (g)
1	50.0000
2	50.0001
3	50.0000
4	50.0000
5	49.9999
OFF-CENTER LOADING	0.0001

NOTE: THIS CALIBRATION WAS CARRIED OUT AT THE CUSTOMER'S PLACE AT LABORATORY AREA

THE REPORTED UNCERTAINTY OF MEASUREMENT WAS BASED ON A STANDARD UNCERTAINTY MULTIPLIED BY A COVERAGE FACTOR $k=2$, PROVIDING A LEVEL OF CONFIDENCE APPROXIMATELY 95%.

END OF CALIBRATION REPORT

ระดับเสียง

THAILAND INSTITUTE OF SCIENTIFIC AND TECHNOLOGICAL RESEARCH (TISTR)

Request No. 21-66/0413

MTC No. EEL. BP. 109/0366

CALIBRATION CERTIFICATE

Submitted by : S.P.S. Consulting Service Co.,Ltd.

Address : 7 Soi Phaholyothin 24, Phaholyothin Road, Jompol, Chatuchak, Bangkok 10900.

Calibrated at : Electrical and Electronic Standards Laboratory, Industrial Metrology and Testing Service Centre.
: Soi 1C, Bangpoo Industrial Estate, Sukhumvit Rd., Muang, Samutprakan 10280.

Instrument Calibrated :

Description : Sound Calibrator

Manufacturer : ACO

Model : 2127

Serial No. : 130006

Ambient Environment

Temperature : $(23 \pm 3) ^\circ\text{C}$

Relative Humidity : $(50 \pm 15) \%$

Ambient Pressure : $(101.325 \pm 1.500) \text{ kPa}$

Standards used : 1. Digital Function Synthesizer NF Electronic DF-193A S/N 122037.
2. Measuring Amplifier Bruel&Kjaer 2636 S/N 1537484.
3. Programmable Attenuator Tamagawa TPA-303A S/N OF 2214.
4. Digital Multimeter Agilent 34401A S/N MY44005560.
5. Pressure Transmitter Vaisala PTB202AD S/N T0650001.
6. Audio Analyzer Keithley 2015-P S/N 4106495.
7. Condenser Microphone Bruel&Kjaer 4180 S/N 2889871.

Calibration Procedure: CP-102-04 based on IEC 60942-2003. The sound pressure level of instrument was measured by standard microphone using an insert voltage technique.

This instrument has been calibrated against standards maintained at Electrical and Electronic Standards Laboratory (EEL), which are traceable to the International System of Units through the National Institute of Metrology (Thailand).

The information on actual reading is attached herewith and the uncertainty limits quoted refer to the measured values only.

Date of Receipt : 27 Mar. 2023

Date of Calibration : 29 Mar. 2023

1 / 2

The results relate only to the items tested/calibrated or value assigned.

Advertising the Report/Certificate and publicity of the results except in full are prohibited unless written permission is obtained from the governor of TISTR.

FM.BL.MTC.002 Rev.4

Head Office
35 Mu 3 Tambon Khlong Ha, Amphoe Khlong Luang,
Changwat Pathumthani 12120, Thailand
Tel. (66) 0 2577 9000
Fax. (66) 0 2577 9009
E-mail : rumpai@tistr.or.th Website:www.tistr.or.th

Office/Laboratory
Soi 1C, Bangpoo Industrial Estate, Sukhumvit Road,
Amphoe Muang, Changwat Samutprakan 10280, Thailand
Tel. (66) 0 2323 1672-80 ext. 115, 116
Fax. (66) 0 2323 9165
E-mail : mtc@tistr.or.th

Office
196 Phahonyothin Road, Chatuchak, Bangkok 10900,
Thailand
Tel. (66) 0 2579 1121-30 ext. 5219, 5225, 5217
Fax. (66) 0 2579 8592
E-mail : sumalee@tistr.or.th

THAILAND INSTITUTE OF SCIENTIFIC AND TECHNOLOGICAL RESEARCH (TISTR)

Request No. 21-66/0413

MTC No. EEL. BP. 109/0366

The reported expanded uncertainty is based upon a standard uncertainty multiplied by a coverage factor $k = 2$, providing a level of confidence of approximately 95%.

Nominal Output of Unit Under Test = 94 dB re 20 μ Pa at 1000 Hz

Acoustic Output in dB re 20 μ Pa, Corrected to Reference Conditions : 101.325 kPa, 23.0°C and 50 %RH

1. Sound Pressure Level

Standard Microphone Type	Measured Sound Pressure Level (dB)	Deviated value (dB)	Uncertainty (dB)	Tolerance limit IEC60942:2003 Class 1
1/2 inch Bruel&Kjaer 4180	93.94	-0.06	± 0.10	± 0.40 dB

2. Frequency

Standard Microphone Type	Measured Frequency (Hz)	Deviated value (Hz)	Uncertainty (Hz)	Tolerance limit IEC60942:2003 Class 1
1/2 inch Bruel&Kjaer 4180	999.9	-0.1	± 1.5	$\pm 1.0\%$

3. Total distortion

Standard Microphone Type	Measured Total distortion (%)	Uncertainty (%)	Tolerance limit IEC60942:2003 Class 1
1/2 inch Bruel&Kjaer 4180	1.80	± 0.50	$\pm 3.0\%$

Note : 1. No adjustment.

2. The calibrator pressure correction was not included.

3. The microphone volume correction was not included.

Calibrated by :

(Mr. Weerachai Deechaiyae)

(Mr. Prawate Kluaypa)

Director

Electrical and Electronic Standards Laboratory

Industrial Metrology and Testing Service Centre

Date of Calibration : 29 Mar. 2023

Date of Issue : 30 Mar. 2023

Ref : 2011266032701228001

End of Certificate

2 / 2

The results relate only to the items tested/calibrated or value assigned.

Advertising the Report/Certificate and publicity of the results except in full are prohibited unless written permission is obtained from the governor of TISTR.

FM.BL.MTC.002 Rev.4

Head Office

35 Mu 3 Tambon Khlong Ha, Amphoe Khlong Luang,
Changwat Pathumthani 12120, Thailand
Tel. (66) 0 2577 9000
Fax. (66) 0 2577 9009
E-mail : rumpai@tistr.or.th Website:www.tistr.or.th

Office/Laboratory

Soi 1C, Bangpoo Industrial Estate, Sukhumvit Road,
Amphoe Muang, Changwat Samutprakan 10280, Thailand
Tel. (66) 0 2323 1672-80 ext. 115, 116
Fax. (66) 0 2323 9165
E-mail : mtc@tistr.or.th

Office

196 Phahonyothin Road, Chatuchak, Bangkok 10900,
Thailand
Tel. (66) 0 2579 1121-30 ext. 5219, 5225, 5217
Fax. (66) 0 2579 8592
E-mail : sumalee@tistr.or.th



บริษัท เอส.พี.เอส. คอนซัลติ้ง เซอร์วิส จำกัด
S.P.S. CONSULTING SERVICE CO., LTD.
7 ซอยพหลโยธิน 24 ถนนพหลโยธิน แขวงจตุจักร กรุงเทพฯ 10900
7 Soi Phaholyothin 24, Phaholyothin Rd., Jompol, Chatuchak, Bangkok 10900
Tel : (662) 939-4370-72, Fax : (662) 513-4221, E-mail : sale@spscon.com, www.spscon.com

Noise B_030/24

Sound Level Meter Calibration Report

Acoustic Calibrator Data						
Brand		ACO		Number		AC 03/56
Model		2127		Serial No.		130006
Calibration Range		94 dB, 1000 Hz		Last Calibration		29 March 2023
				Due Date		29 March 2024
Calibration Data						
Sound Level Meter Data				Calibration Data		
SLM No.	Brand	Model	Serial No.	Date	Actual Reading [dB]	
					Before Adjustment	After Adjustment
ACO-B09	ACO	6236	00152004	13 February 2024	94.0	94.0
ACO-B12	ACO	6236	00152081	13 February 2024	94.0	94.0
ACO-B18	ACO	6236	00172048	13 February 2024	93.9	94.0
ACO-B23	ACO	6236	00182002	13 February 2024	94.0	94.0
ACO-B34	ACO	6236	00192025	13 February 2024	94.1	94.0
ACO-B37	ACO	6236	00192028	13 February 2024	94.0	94.0
ACO-B38	ACO	6236	00192029	13 February 2024	94.0	94.0
ACO-B43	ACO	6236	00192034	13 February 2024	93.9	94.0
Acoustic Certified Value : Thailand Institute of Scientific and Technological Research (TISTR)					93.94 ± 0.10 dB	

(Mr. Adul Dangklom)

(Mr. Peera Detudom)

คุณภาพดิน



MAINTENANCE AND TEST CERTIFICATE MODEL

OPTIMA 5300DV

Customer : <u>S.P.S.Consulting Service Co.,Ltd</u>	Date Tested: <u>January 4, 2024</u>	
	Recommendation Recertification	
Address : <u>7 Soi Phaholyothin 24</u>	Period <u>6</u> Months	
<u>Paholyothin Road</u>	Recertification Due: <u>July 4, 2024</u>	
<u>Jompol Chatuchak, Bangkok 1090</u>	Date Last Certified: <u>July 6, 2023</u>	
User Name: <u>K.Phenpha Vipasthawatt</u>	Visit Number: <u>2 of 2</u>	
Phone: <u>083-9269252</u>	PerkinElmer Phone: <u>02-719-6420 ext 206</u>	
Fax: <u>02-513-4221</u>	PerkinElmer Fax: <u>02-318-5597</u>	

CONFIGURATION TESTED		ACCESSORIES/COMPONENT NOT INCLUDED
MODEL	SERIAL NUMBER	
<u>OPTIMA 5300DV</u>	<u>077C7042401</u>	
TESTED EQUIPMENT	CALIBRATION NUMBER	EXPIRATION
<u>IPV Methods</u>		
TEST STANDARD USED	PART NUMBER	EXPIRATION DATE
<u>Multielement Standard</u>	<u>N069-1579</u>	<u>December 30, 2024</u>
<u>Wavecal Solution</u>	<u>N058-2152</u>	<u>March 30, 2024</u>
<u>VIS Wavecal solution</u>	<u>N930-2946</u>	<u>February 28, 2024</u>
<u>Instrument Cal. STD4</u>	<u>N930-0221</u>	<u>November 30, 2024</u>
CUSTOMER SUPPLIED	COMMENTS	CUSTOMER INITIALS
<u>2 % HNO3</u>		
<u>10 % HNO3</u>		



MAINTENANCE AND TEST CERTIFICATE MODEL

OPTIMA 5300DV

SERIAL NUMBER 077C7042401**DATE TESTED** January 4, 2024**1. MECHANICAL CHECKS**

A. Inspect and clean all fans and filters.

☐ OK

B. Inspect and replace as necessary, all torch components including the RF coil.

☐ OK

C. Inspect all tubing for sign of clacking or leaking.

☐ OK

D. Adjust water and gas pressure regulator settings.

☐ OK

E. Inspect and leak check pneumatics drawers.

☐ OK

F. Clean the exterior of the instrument.

☐ OK**2. OPTICAL CHECKS**

A. Inspect and clean all optical components.

☐ OK

B. As required, check and replace all purgefilters.

☐ OK

C. Recheck optical alignment.

☐ OK**3. COOLING SYSTEM CHECKS**

A. Perform preventive maintenance on chiller.

☐ OK

B. Flush out the chiller every year.

☐ N/A**4. PERFORMANCE CHECKS**

A. Torch View Alignment.

☐ OK

B. Wavelength Calibration.

☐ OK



MAINTENANCE AND TEST CERTIFICATE MODEL

OPTIMA 5300DV

SERIAL NUMBER : 077C7042401
DATE TESTED : January 4, 2024

PARAMETER		SPECIFICATION		FINAL VALUE	
Spectral Resolution : UV	As	193.696 nm	≤ 0.007	<u>0.00529</u>	
	Ni	231.604 nm	≤ 0.008	<u>0.00672</u>	
	Ni	341.476 nm	≤ 0.012	<u>0.00793</u>	
Spectral Resolution : VIS	La	408.672 nm	≤ 0.020	<u>0.01588</u>	
	Ba	455.403 nm	≤ 0.025	<u>0.02280</u>	
Precision					
	As	193.656 nm	% RSD < 1.0	<u>0.92</u>	%
	Zn	213.856 nm	% RSD < 1.0	<u>0.95</u>	%
	Mn	257.610 nm	% RSD < 1.0	<u>0.75</u>	%
	La	379.478 nm	% RSD < 1.0	<u>0.44</u>	%
	Ba	455.403 nm	% RSD < 1.0	<u>0.46</u>	%
	Ba	493.408 nm	% RSD < 1.0	<u>0.37</u>	%
Detection Limits : Axial	Tl	190.080 nm	3(sd)	<u>19.99</u>	ppb
	As	193.696 nm	3(sd)	<u>26.66</u>	ppb
	Pb	220.353 nm	3(sd)	<u>1.81</u>	ppb
Detection Limits : Radial	As	193.696 nm	3(sd)	<u>38.21</u>	ppb
	Zn	213.856 nm	3(sd)	<u>2.48</u>	ppb
	Mn	257.610 nm	3(sd)	<u>0.59</u>	ppb
	La	379.478 nm	3(sd)	<u>5.52</u>	ppb
	Ba	455.403 nm	3(sd)	<u>0.13</u>	ppb
	Ba	493.408 nm	3(sd)	<u>1.08</u>	ppb
BEC : Axial (IB X 500)/(IS-IB)	Cd	226.502 nm	≤ 150 ppb	<u>141.47</u>	
BEC : Radial (IB X 1000)/(IS-IB)	Mn	257.610 nm	≤ 45 ppb	<u>29.04</u>	



MAINTENANCE AND TEST CERTIFICATE MODEL

OPTIMA 5300DV

SERIAL NUMBER 077C7042401**DATE TESTED** January 4, 2024**Remarks :**

Commissioning follow as commissioning performance sheets.

This is to certify that the above tests have been performed and the configuration tested

☒

meets

☐

does not meet

the PerkinElmer Specifications listed on this certificate.

This certificate does not modify PerkinElmer's standard terms and condition of sale, including warranty terms.


Service Department PerkinElmer Ltd.


Authorized Representative

(Mr. Wiphan Promlumda)

Service Engineer

PinAAcle 900T Preventive Maintenance (PM)

Company Name:	S.P.S. Consulting Service Co.,Ltd.		
Address (Instrument Location):	7, Soi Phaholyothin 24, Phaholyothin Road , Ladyao, Khet Jatujak,Bangkok, 		
Serial Number:	PTCS14111103	PM Number:	1OF2
Customer Name (if applicable):	K PHENPA	Telephone Number:	
Customer Support Engineer Name:	WIPHAN	Service Order Number:	WO-02602325
Date PM Performed: (DD-MMM-YYYY)	04-Jan-2024	Next PM Due Date: (DD-MMM-YYYY)	04-Jul-2024
Standard Labor Hours to Complete PM :		5 hours	

Part Number	Release	Publication Date	
09370143 Rev.8	A	January 2018	

Scope

The purpose of this PM is to ensure the continued functionality of the PinAAcle 900T by inspecting and replacing any worn or damaged parts. This service should only be performed by a trained representative of PerkinElmer.

The customer should save their method before the PM begins.

General Instructions:

The customer must provide the engineer operational data to demonstrate recent instrument performance prior to starting the PM. Always check with the customer before making any changes that may affect the customer's analysis or calibration, including a current back-up of system software and/or data files. The completed document should be signed by an authorized PerkinElmer and customer representative and left with the customer. Update the PM sticker and instrument logbook as required.

Copyright Information

This document contains proprietary information that is protected by copyright. All rights are reserved. No part of this publication may be reproduced in any form whatsoever or translated into any language without the prior, written permission of PerkinElmer, Inc. **Copyright © 2013 PerkinElmer, Inc.**

Trademarks

Registered names, trademarks, etc. used in this document, even when not specifically marked as such, are protected by law. PerkinElmer is a registered trademark of PerkinElmer, Inc. All other trademarks and registered trademarks not owned by PerkinElmer, Inc. or its subsidiaries that are depicted herein are the property of their respective owners.

Except as specifically set forth in its terms and conditions of sale, PerkinElmer makes no Warranty of any kind with regard to this document, including, but not limited to, the implied warranties of merchantability and fitness for a particular purpose.

PerkinElmer shall not be liable for incidental or consequential damages in connection with the furnishing or use of this document.

Component List

Component / Specific Model	Serial #	Configuration Notes

Parts Lists

Parts Included with the PM		
Part Number (if applicable)	Description	Quantity
B0501696	Fan Filters	1
B3002013	THGA Contact Cylinders	1
B3141064	Glycerol for THGA Cooling	N/A
N3160156	O-Ring Kits for Sampling Introduction (Stainless Steels Nebulizer)	N/A
N3160157	O-Ring Kits for Sampling Introduction (Plastic Nebulizer)	1
N9301714	Replacement Acetylene Filter Cartridge	1
TH001022	Replacement Air Filter Cartridge	1

Additional Reagents and Standards Required for PM				
Part Number (if applicable)	Description	Quality	Batch/Lot #	Expired Date (MM/YY)
N9300183	1000 mg/L Copper Standard	AR	26-87CYUY1	30-Jan-2024
N9300244	GFAAS Mixed Standard	AR	58-142CRY1	30-Oct-2024

Additional Reagents and Standards Required for PM (Customer Support Solution)				
Part Number (if applicable)	Description	Quantity	Batch/Lot #	Expiration Date (MM/YY)
N/A	DI Water	250 ml.	AR	AR
N/A	0.5% HNO ₃	250 ml.	AR	AR

Additional Tools Required for PM			
Part Number (if applicable)	Description	Quantity	Serial #
N1013000	0.2A Neutral density filter	1	MG0-252
N1013002	1.0A Neutral density filter	1	MG2-358
B3100652 Or N9307029	Electronic Flow Meter	1	N/A
B0505495	Test Jig	1	N/A
03030997	System 2 EDL Driver	1	03030997
N3050605	As System 2 EDL	1	16148
N3050121	Cu Lumina HCL	1	092216-010130
N3050109	Ba Lumina HCL	1	1-2416--040160
N3050139	K Lumina HCL	1	110716-010060
N3050152	Ni Lumina HCL	1	100516-030190
N3050119	Cr Lumina HCL	1	091911-020150

Procedure Checklist

Use (✓) to check off those steps in the checklist that have been completed.

1. General:

- ✓ Review the instrument performance with the customer and document any recent problems.
- ✓ Inspect the customer log book and make any appropriate PM entries.
- ✓ Perform general inspection of system for cleanliness.

2. PC Instrument Software:

- ✓ Instrument Software user files/databases archived, packed, and/or deleted as needed.

3. Mechanical:

- ✓ Inspect and clean all fans and filters. Replace filters if necessary
- ☐ Inspect all gas and water lines for leaks and/or wear. Replace if needed. Thoroughly inspect all quick connects. Replace the Y connector, P/N 09921079, if needed.
- ✓ Clean exterior of the instrument.

3.1 Flame Technique

- ✓ Inspect the burner head, burner chamber, and nebulizer. Clean if needed as stated in the Hardware Guide.
- ✓ Check burner head dimensions with the feeler gauge as stated in the Hardware Guide in the Maintenance chapter section on cleaning the burner head and checking sloth width. Replace if out of specification
- ✓ Check the condition of the end cap, burner head, and nebulizer O-rings. Replace if necessary.
- ✓ Check the drain system for signs of wear. Replace worn or damaged parts.
- ✓ Visually check for proper flame conditions when igniting the Air-C₂H₂ and N₂O-C₂H₂ flames (if applicable).

3.2 THGA Technique

- ✓ Inspect the pole pieces and clean where the pole pieces contact the furnace. Replace the pole piece p-rings as needed, P/N's B0501018 & B0501250. Grease the O-rings as needed with Apiezon L grease, P/N 09905148
- ✓ Inspect the four insulation pads on the front contact housing of the THGA in furnace. If the pads are missing replace the THGA furnace or replace the insulator pads on the furnace.
- ✓ Inspect the graphite tube and clean the contact cylinders. Replace if necessary.
- ✓ Check internal and external gas flows with the Electronic Gas Flow Meter and the Gas Flow Test Probe as described in the Service Manual. Correct if necessary.
- ✓ Check furnace open/close function.
- ✓ Verify the operation of the GFTV Camera for proper operation and viewing alignment in the furnace camera Tube View window. Align if needed.
- ✓ Check the operation of the Halogen Light ASSY for the GFTV Camera. Replace if needed.
- ✓ Check the water level/quality in the recirculation (if applicable). Add distilled water if necessary.
- ✓ Check the cooling system fluid flow rate with the FCS In-Line Flow Meter for proper levels if needed. Refer to SDB# COSY008.STN

- ✓ Perform Cooling System maintenance if needed per SDB# COSY005.STN.
- ✓ Check auto sampler operation.
- ✓ Perform an auto sampler check valve test as described in the Service Manual.
- ✓ Lubricate the spindles of the auto sampler pumps and all moving parts of the tray mechanics as described in the Service Manual.
- ✓ Inspect the auto sampler sampling capillary as described in the Service Manual. Replace if necessary.

4. Electrical:

- ✓ Inspect PC boards. Clean if necessary.
- ✓ Carefully check all internal and external cable connections.
- ✓ Check instrument firmware revisions upgrade to current levels (if necessary)
- ✓ Run Diagnostics Test within the Advanced function of the Spectrometer page. Check the results in the service log folder in the Spectrometer BM Log Viewer.

5. Optics:

- ✓ Inspect and clean the sample compartment windows, if needed.
- ✓ Inspect and clean the furnace windows, if needed.
- ✓ Inspect and clean the GFTV camera lens, if needed.
- ✓ Inspect optics. Clean or replace if necessary,

6. Gasses:

- ☐ Verify that the Gasses supplied to the instrument are within the pressure and purity specifications found in the PinAAcle 900 Series Pre-installation Checklist SDB.
- ☐ Verify that the air filter element is dry. Replace if necessary.

7. Flame Interlock Check:

Description: Check to ensure that all safety interlocks are closed.

Parameter	Specification	Test Results	Pass/Fail
Flame Sensor	Air/C ₂ H ₂ Flame correctly shuts down	Active	Passed
Drain Sensor	Air/C ₂ H ₂ Flame correctly shuts down	Active	Passed
Nebulizer Sensor	Air/C ₂ H ₂ Flame correctly shuts down	Active	Passed
C ₂ H ₂ Pressure Sensor	Air/C ₂ H ₂ Flame correctly shuts down	Active	Passed
Air Pressure Sensor	Air/C ₂ H ₂ Flame correctly shuts down	Active	Passed
Burner Head Sensor	Choosing Nitrous Oxide as the oxidant should trigger an interlock shuts down	Active	Passed

8. After PM Performance tests [Flame]:

8.1 Detector Linearity with Barium

Description: Ensures that the detector is linear in the Visible Range.

Parameter	Specification	Certificate Value at 553.6 nm (Abs.)	Test Results	Pass/Fail
1.0 A ND Filter	± 5% from Cert.		0.1789	Passed
0.2 A ND Filter	± 5% from Cert.		1.0186	Passed

8.2 Baseline Noise at 1.0 Absorbance with Barium

Description: Ensures that a high absorbance will not produce excessive noise.

Parameter	Specification	Results	Pass/Fail
Standard Deviation	≤ 0.010	0.0017	Passed

8.3 AA Baseline Noise with Copper

Description: Check baseline noise.

Parameter	Specification	Results	Pass/Fail
Standard Deviation	≤ 0.001	0.0001	Passed

8.4 D₂ Background Compensation with Copper

Description: Verifies the instruments ability to compensate for Background absorption.

Parameter	Specification	Results	Pass/Fail
Standard Deviation	≤ 0.010	0.0084	Passed

8.5 AA-BG Baseline Noise with Copper

Description: Ensures that background correction does not produce excessive noise.

Parameter	Specification	Results	Pass/Fail
Standard Deviation	≤ 0.005	0.0004	Passed

8.6 AA-BG Baseline Noise with Arsenic

Description: Ensures that background correction does not produce excessive noise at a low wavelength.

Parameter	Specification	Results	Pass/Fail
Standard Deviation	≤ 0.005	0.0013	Passed

8.7 Flame Sensitivity

Description: Instrument Sensitivity checked against Copper standard.

Standard Copper Sensitivity	Specification	Results (Abs.)	Pass/Fail
5 mg/L Sensitivity SS Neb (if applicable)	> 0.250 Abs.	N/A	Not Applicable
2 mg/L Sensitivity HS Neb (if applicable)	> 0.250 Abs.	0.4241	Passed

9. After PM Performance tests [THGA]:

9.1 Furnace Gas Flows

Description: Ensures the flow rates are within specification.

Parameter	Specification	Test Results	Pass/Fail
Internal Flow Rate	250 mL/min \pm 25 mL/min	251	Passed
External Flow Rate	100 mL/min \pm 10 mL/min	102	Passed

9.2 Chromium Baseline Noise

Description: Signal to noise check.

Parameter	Specification	Results	Pass/Fail
Baseline Noise	≤ 0.005 Abs.	0.0008	Passed
Standard Deviation	≤ 0.005	0.0003	Passed

9.3 Chromium Characteristic Mass and Precision

Description: Calculate the characteristic mass using the characteristic mass tool and precision from the integrated absorbance values.

Parameter	Specification	Results	Pass/Fail
Cr m_0 Results	≤ 7.0 pg/0.0044 A-s	6.2	Passed
Precision	≤ 2.0 %	0.61	Passed

9.4 Copper Characteristic Mass and Zeeman Ratio

Description: Calculate the characteristic mass using the characteristic mass tool and check the Zeeman Ratio.

Parameter	Specification	Results	Pass/Fail
Cu m ₀ Result	≤ 16.5 pg/0.0044 A-s	13.6	Passed
Zeeman Ratio	0.52 ± 0.04	0.544	Passed

10. Review:

- ☒ Review with the customer PM work performed.
- ☒ Review with the customer routine maintenance procedures.
- ☒ Discuss recommended customer supplied materials to have on hand.
- ☒ Attach PM sticker.

Additional Comments

Additional Comments Regarding the PM	
Zeeman Ratio	$= \frac{\text{Atomic Signal (Peak area)}}{\text{Atomic Signal (Peak area)} + \text{Background Signal (Peak area)}}$ $= \frac{0.1602}{0.2940}$ $= 0.544$

Review

<p><i>The preventive maintenance checks and if applicable performance tests for PinAAcle 900T have been completed.</i></p> <p><i>This PinAAcle 900T Passes <input checked="" type="checkbox"/> Fails <input type="checkbox"/> the preventive maintenance.</i></p>	
Review of Preventive Maintenance:	
Authorized PerkinElmer Representative: 	Date: <div style="text-align: center;">04-Jan-2024</div> <small>(DD-MMM-YYYY)</small>
Authorized Customer Representative:	Date: <div style="text-align: center;">04-Jan-2024</div> <small>(DD-MMM-YYYY)</small>

คุณภาพน้ำ

Certificate of Calibration

Certificate No. : 66-400065-2

Page : 1 of 2

Submitted by : S. P. S Consulting Service Co.,Ltd.

7 Soi Phaholyothin 24, Phaholyothin Rd., Jompol, Chatuchak, Bangkok 10900

Equipment : Liquid in Glass Thermometer

Manufacturer : SK

Model : N/A

Range : 0 °C to 100 °C

Resolution : 1 °C

Serial No. : N/A

Immersion : Total

ID No. : TM21/59

Environment : Ambient Temperature : (23 ± 2) °C

Relative Humidity : (50 ± 15) %

Line Voltage : (220 ± 22) VAC

Date of Received : 01 February 2023

Date of Calibration : 06 February 2023

Date of Issue : 06 February 2023

Calibrated by : Chortip Samchusri

Calibration Method : This instrument was calibrated by In-house method comparison technique CAL-M4001 based on ASTM E77-07 by compared with PRT in the liquid bath at the constant controlled temperature.

The temperature scale used was based on ITS-90

Reference Standard Instruments : This certification is traceable to the International System of Units

1. Platinum Resistance Thermometer (PRT)

ID No.	Cert. No.	Due Date	Traceability
400001	TT-0016-22	07 Feb 2024	National Institute of Metrology Thailand (NIMT)

2. Standard Digital Thermometer

ID No.	Cert. No.	Due Date	Traceability
400003	21E1850	14 Jun 2023	National Institute of Metrology Thailand (NIMT)
400004	21E1850	14 Jun 2023	National Institute of Metrology Thailand (NIMT)

Approved by :

(Bunjerd Masri)

Supervisor

The Uncertainties are for a confidence probability of approximately 95%

This certificate may not be reproduced other than in full except with the prior written approval of the Calibratech Co.,Ltd.



Certificate of Calibration

Certificate No. : 66-400065-2

Page : 2 of 2

Result of Calibration : Without Adjustment

UUC Condition As-Received : Good

Function : Temperature measurement

Ice point check : UUC* reading 0 ° C Standard reading 0.3606 ° C

Standard Reading (° C)	UUC Reading (° C)	Correction (° C)	Uncertainty (± ° C)
20.3607	20	0.4	0.31

Remark

UUC : Unit Under Calibration

This result of calibration was found accurate as shown on date and place of calibration only.

This reported uncertainty of measurement was based on a standard uncertainty multiplied by a coverage factor $k = 2$, providing a level of confidence of approximately 95%

- o0o -



Certificate of Calibration

Certificate No. : 67-400037-2

Page : 1 of 2

Submitted by : S. P. S Consulting Service Co.,Ltd.

7 Soi Phaholyothin 24, Phaholyothin Rd., Jompol, Chatuchak, Bangkok 10900

Equipment : Liquid in Glass Thermometer

Manufacturer : SK

Model : N/A

Range : 0 °C to 100 °C

Resolution : 1 °C

Serial No. : N/A

Immersion : Total

ID No. : TM21/59

Environment : Ambient Temperature : (23 ± 2) °C

Relative Humidity : (50 ± 15) %

Line Voltage : (220 ± 22) VAC

Date of Received : 23 January 2024

Date of Calibration : 03 February 2024

Date of Issue : 03 February 2024

Calibrated by : Chortip Samchusri

Calibration Method : This instrument was calibrated by In-house method comparison technique CAL-M4001 based on ASTM E77-07 by compared with PRT in the liquid bath at the constant controlled temperature.

The temperature scale used was based on ITS-90

Reference Standard Instruments : This certification is traceable to the International System of Units

1. Platinum Resistance Thermometer (PRT)

ID No.	Cert. No.	Due Date	Traceability
400001	TT-0016-22	07 Feb 2024	National Institute of Metrology Thailand (NIMT)

2. Standard Digital Thermometer

ID No.	Cert. No.	Due Date	Traceability
400003	23E1866	01 Jun 2025	National Institute of Metrology Thailand (NIMT)
400004	23E1866	01 Jun 2025	National Institute of Metrology Thailand (NIMT)

Approved by :

(Surachai Promthong)

Laboratory Manager

The Uncertainties are for a confidence probability of approximately 95%

This certificate may not be reproduced other than in full except with the prior written approval of the Calibratech Co.,Ltd.



Certificate of Calibration

Certificate No. : 67-400037-2

Page : 2 of 2

Result of Calibration : Without Adjustment

UUC Condition As-Received : Good

Function : Temperature measurement

Ice point check : UUC* reading 0 °C Standard reading 0.4336 °C

Standard Reading (°C)	UUC Reading (°C)	Correction (°C)	Uncertainty (± °C)
20.5609	20	0.6	0.31


Remark

UUC : Unit Under Calibration

This result of calibration was found accurate as shown on date and place of calibration only.

This reported uncertainty of measurement was based on a standard uncertainty multiplied by a coverage factor $k = 2$, providing a level of confidence of approximately 95%

- ๐0๐ -



CERTIFICATE OF CALIBRATION

FOR

NOMENCLATURE : CONDUCTIVITY METER
MANUFACTURER : METTLER TOLEDO
MODEL / TYPE : SEVEN COMPACT S230
SERIAL NO. : C141708983/5821320179
CLID. NO. : 272300452
JOB CONTROL NO. : 230211016445

CUSTOMER : S.P.S. CONSULTING SERVICE CO., LTD.
7 SOI PHAHOLYOTHIN 24 ROAD, JOMPOL,
CHATUCHAK, BANGKOK 10900

DATE OF RECEIVED : 11 February 2023

DATE OF ISSUED : 15 February 2023

Report of calibration screening must not be taken in part. Except complete. Without the approval of the Calibration Laboratory Co., Ltd.

Calibrated By : Sukgasem Seehanart
Calibration Engineer



Approved By : Mongkol Yotsoontorn
Authorized Signatory
15 February 2023



This Calibration Certificate documents the traceability to national standards, which realize the units of measurement according to the International System of Units (SI)

Certificate No. Q23016445

F3-011-04/01-12

page 1 of 4



@clccalibration

REPORT OF CALIBRATION

FOR

NOMENCLATURE : CONDUCTIVITY METER
MANUFACTURER : METTLER TOLEDO
MODEL / TYPE : SEVEN COMPACT S230
SERIAL NO. : C141708983/5821320179
DATE OF CALIBRATION : 13 February 2023

ENVIRONMENT CONDITIONS :

Temperature : $(25 \pm 2.5) ^\circ\text{C}$ Relative Humidity : $(50 \pm 15) \% \text{ RH}$

PROCEDURE USED :

This instrument [Conductivity Meter] was calibrated under procedure No. **WI-305-130**. The calibration was performed by direct measurement with Certified Reference Material (CRM) and Reference Material (RM) .

This instrument [Temperature] was calibrated under procedure No. **WI-305-244**. The calibration was performed by Comparison with Calibration Bath, Precision Thermometer and IPRT which maintained by the Calibration Laboratory Co., Ltd.

REFERENCE STANDARD USED :

1. Potassium Chloride Solution (nominal 1.41 mS/cm , nominal 12.8 mS/cm)
2. Conductivity Solution , Hanna Product Code HI 7033L Lot Number 6436.
3. Calibration Bath, Kambic Model OB-22/2 ULT S/N. 17115653.
4. Precision Thermometer, ASL Model F250 S/N. 1334023800.
5. IPRT, ASL Model T100-250-1D S/N. L0193A-1-1.



TRACEABILITY :

1. The measurements are traceable to International System of Units (SI) , through Merck Co., Ltd.

Certificate No. HC02139203 , HC04515254. Due Date 30 June 2023 , 30 November 2023.

2. The measurements are traceable to International System of Units (SI) , through Hanna instruments.

Certificate No. 12E12 , Due Date May 2024 .

3. The measurements are traceable to International System of Units (SI) , through Calibration Laboratory Co., Ltd.

Certificate No. Q22130792, Due Date 05 January 2024.

4. The measurements are traceable to International System of Units (SI) , through Thailand Institute of Scientific and Technological Research (TISTR). Certificate No. PSL-T 0823/65, Due Date 22 August 2023.

5. The measurements are traceable to International System of Units (SI) , through National Institute of Metrology (Thailand).

Certificate No. TT-0166-22, Due Date 01 December 2023.

UNCERTAINTY :

The reported expanded uncertainty of measurement is stated as the standard uncertainty of measurement multiplied by the coverage factor complies with the table which for a normal distribution corresponds to a coverage probability of approximately 95 %.

It has been evaluated according to the "Evaluation of the Uncertainty of Measurement in Calibration (EA-4/02 M:2022)"



CONDITION OF CALIBRATION ITEM : GOOD

MEASUREMENT RESULTS : (X) without adjustment () adjustment

The table in the following gives the calibration results and associated measurement uncertainties of Conductivity Meter.

CALIBRATION DATA

1. Conductivity Solution Test @ 25°C

Standard Conductivity Solution	DUC Reading	Uncertainty of Measurement	k Factor
*84.00 µS/cm	84.04 µS/cm [Cell Constant 0.548589]	± 1.00 µS/cm	2,00
1412.0 µS/cm	1413 µS/cm [Cell Constant 0.548589]	± 21.0 µS/cm	2,00
12.85 mS/cm	12.88 mS/cm [Cell Constant 0.573538]	± 0.19 mS/cm	2,00

Note. * means Calibrations marked "Not TISI Accredited" in this Certificate have been included for completeness.

The Scope of Accredited TISI Certificate No. 23-LB0092 Issue 01 Page 138 of 138

*2. Temperature Result [Probe Conductivity]

Immersion depth (mm)	Actual Temperature (°C)	DUC Reading (°C)	Correction (°C)	Uncertainty ± (°C)
100	25.00	25.0	0.00	0.07

Note. The reported uncertainty is based on a standard uncertainty multiplied by coverage factor of $k = 2,00$.

* means Calibrations marked " Not TISI Accredited " in this Certificate have been included for completeness.

This report is valid for the above stated instrument/s only.

End of Certificate



CERTIFICATE OF CALIBRATION

FOR

NOMENCLATURE : CONDUCTIVITY METER
MANUFACTURER : METTLER TOLEDO
MODEL / TYPE : SEVEN COMPACT S230
SERIAL NO. : C141708983/5821320179
CLID. NO. : 272300452
JOB CONTROL NO. : 240213016389
CALIBRATION SERVICE : ☒ IN-LABORATORY ☐ ON-SITE

CUSTOMER : S.P.S. CONSULTING SERVICE CO., LTD.
7 SOI PHAHOLYOTHIN 24 ROAD, JOMPOL,
CHATUCHAK, BANGKOK 10900

DATE OF RECEIVED : 13 February 2024

DATE OF ISSUED : 16 February 2024

The report of calibration shall not be reproduced except in full without approval of the Calibration Laboratory Co., Ltd.

Calibrated By :

Sukgasem Seehanart
Calibration Engineer



Approved By :

Mongkol Yotsoontorn
Authorized Signatory
16 February 2024



This Calibration Certificate documents the traceability to national standards, which realize the units of measurement according to the International System of Units (SI)

Certificate No. Q24016389

F3-011-05/12-23

page 1 of 4



@clccalibration

REPORT OF CALIBRATION FOR

NOMENCLATURE : CONDUCTIVITY METER
MANUFACTURER : METTLER TOLEDO
MODEL / TYPE : SEVEN COMPACT S230
SERIAL NO. : C141708983/5821320179
DATE OF CALIBRATION : 13 February 2024

ENVIRONMENT CONDITIONS :

Temperature : $(25 \pm 2.5) ^\circ\text{C}$

Relative Humidity : $(50 \pm 15) \% \text{ RH}$

PROCEDURE USED :

This instrument [Conductivity Meter] was calibrated under procedure No. **WI-305-130**. The calibration was performed by direct measurement with Certified Reference Material (CRM) and Reference Material (RM) .

This instrument [Temperature] was calibrated under procedure No. **WI-305-244**. The calibration was performed by Comparison with Calibration Bath, Precision Thermometer and IPRT which maintained by the Calibration Laboratory Co., Ltd.

REFERENCE STANDARD USED :

1. Conductivity Solution , Hanna Product Code HI 7033L Lot Number 7830.
2. Potassium Chloride Solution (nominal 1.41 mS/cm)
3. Potassium Chloride Solution (nominal 12.8 mS/cm)
4. Calibration Bath, Kambic Model OB-22/2 ULT S/N. 17115653.
5. Precision Thermometer, ASL Model F200-A-8 S/N. 014433/03.
6. IPRT, ASL Model T100-250-1D S/N. L0193A-1-1.



TRACEABILITY :

1. The measurements are traceable to International System of Units (SI) , through Hanna instruments.
Certificate No. 20F21 , Due Date June 2025 .
2. The measurements are traceable to International System of Units (SI) , through Sigma-Aldrich Canada Co.
Certificate No. HC30595403 , Due Date 31 January 2026 .
3. The measurements are traceable to International System of Units (SI) , through Sigma-Aldrich Canada Co.
Certificate No. HC20111554 , Due Date 30 September 2025.
4. The measurements are traceable to International System of Units (SI) , through Calibration Laboratory Co., Ltd.
Certificate No. Q23136342, Due Date 20 December 2024.
5. The measurements are traceable to International System of Units (SI) , through Thailand Institute of Scientific and Technological Research (TISTR). Certificate No. PSL-T 0203/67, Due Date 07 December 2024.
6. The measurements are traceable to International System of Units (SI) , through National Institute of Metrology (Thailand).
Certificate No. TT-0136-23, Due Date 12 December 2024.

UNCERTAINTY :

The reported expanded uncertainty of measurement is stated as the standard uncertainty of measurement multiplied by the coverage factor $k = 2,00$ which for a normal distribution corresponds to a coverage probability of approximately 95 %.

It has been evaluated according to the "Evaluation of the Uncertainty of Measurement in Calibration (EA-4/02 M:2022)"



CONDITION OF CALIBRATION ITEM : RECEIVED IN GOOD OPERATIONAL CONDITION

MEASUREMENT RESULTS : (X) without adjustment () adjustment

The table in the following gives the calibration results and associated measurement uncertainties of Conductivity Meter.

CALIBRATION DATA

1. Conductivity Solution Test @ 25°C

Standard Conductivity Solution	DUC Reading	Uncertainty of Measurement
*84.00 µS/cm	84.05 µS/cm [Cell Constant 0.548589]	± 1.00 µS/cm
1414.0 µS/cm	1415 µS/cm [Cell Constant 0.548589]	± 21.0 µS/cm
12.83 mS/cm	12.75 mS/cm [Cell Constant 0.548589]	± 0.19 mS/cm

Note. * means Calibrations marked "Not TISI Accredited" in this Certificate have been included for completeness.

The Scope of Accredited TISI Certificate No. 23-LB0092 Issue 02 Page 91 of 138

*2. Temperature Result [Probe Conductivity]

Immersion depth (mm)	Actual Temperature (°C)	DUC Reading (°C)	Correction (°C)	Uncertainty ± (°C)
100	25.00	24.9	+0.10	0.07

Note. * means Calibrations marked " Not TISI Accredited " in this Certificate have been included for completeness.

This report is valid for the above stated instrument/s only.

End of Certificate

Certificate No. Q24016389

F3-011-05/12-23

page 4 of 4





TECHNOLOGY PROMOTION ASSOCIATION (THAILAND-JAPAN)
CORPORATE SERVICES 3 : EQUIPMENT CALIBRATION AND TESTING SERVICES

534/4 PATTANAKARN ROAD SOI 18, SUANLUANG, SUANLUANG BANGKOK 10250

TEL. 0-2717-3000-29 FAX. 0-2719-9484

Cert.No.: 23CH432

Page.: 1 of 2

Certificate of Calibration

Equipment : Turbidity Meter
Manufacturer : Eutech
Model : Cyberscan WL TB1000
Serial No. : 201802206
ID. No. : TB 03/61
Condition As-Received: Used Item
Received Date : 29 March 2023
Calibration Date : 30 March 2023
Reference : 2303-1034WN-1
Submitted by : S.P.S. Consulting Service Co.,Ltd.
7 Phaholyothin 24, Phaholyothin Road.,
Jompol, Chatuchak, Bangkok 10900
Ambient Temperature : (25 ± 2.5) °C
Relative Humidity : (50 ± 20) %
Calibration Procedure : In - house method : CP-CH11
based on direct measurement by
using Formazin standard solution

Calibrated by : Walalak Sirithean

Approved by :

Approved Signatory

- (☒) Malee Butkruea
(☐) Saithip Meangmai
(☐) Warakorn Lerngagtrakul

Issue Date : 31 March 2023

The Uncertainties are for a confidence probability of approximately 95%.

This certificate may not be reproduced other than in full, except with the prior written approval of the head of Calibration and Testing Equipment Services.

A 0010867



Cert.No. : 23CH432

Page. : 2 of 2

Condition of this calibration result

1. Reference Standard Instruments :

This certification is traceable to the International System of unit (SI unit) through Technology Promotion Association (Thailand-Japan).

<u>Instruments</u>	<u>Serial No.</u>	<u>ID No.</u>	<u>Certificate No.</u>	<u>Due date</u>
1) Thermo-Hygrograph	1103328	130EC010	22H1313	12 June 2023
2) Electronic Balance	N03679	140RC001	22MM49	20 Sep 2023

2. Standard Material : The Formazin suspension has been prepared gravimetric from

<u>Material</u>	<u>Manufacturer</u>	<u>Lot No.</u>	<u>Assay</u>
1) Hexamethylenetetramine	HIMEDIA	0000493947	99.65%
2) Hydrazinium Sulfate	HIMEDIA	0000522014	99.40%

3. This certificate is valid only to the item calibrated on date and place of calibration.

Calibration result

Performing three - Formazin suspension standard curve by using 0,10,1000 NTU
Turbidity Meter Serial Number : 201802206

Standard Formazine suspension (NTU)	UUC* Reading (NTU)	Uncertainty of Measurement (\pm NTU)	Coverage Factor <i>k</i>
20	19.3	0.38	2.00
40	39.0	0.40	2.00
100	99.2	0.70	2.00
400	391	1.5	2.00

Remark

- UUC* = Unit Under Calibration
- NTU = Nephelometric Turbidity Units

The reported uncertainty of measurement was based on a standard uncertainty multiplied by a coverage factor *k*, providing a level of confidence of approximately 95 %.

-o0o-



TECHNOLOGY PROMOTION ASSOCIATION (THAILAND-JAPAN)
CORPORATE SERVICES 3 : EQUIPMENT CALIBRATION AND TESTING SERVICES

534/4 PATTANAKARN ROAD SOI 18, SUANLUANG, SUANLUANG BANGKOK 10250

TEL. 0-2717-3000-29 FAX. 0-2719-9484

Certificate of Calibration

Cert.No.: 24CH285

Page.: 1 of 2

Equipment : Turbidity Meter
Manufacturer : Eutech
Model : CyberScan WLTB1000
Serial No. : 201802206
ID. No. : TB 03/61
Condition As-Received: Used Item
Received Date : 05 March 2024
Calibration Date : 06 March 2024
Reference : 2403-0144WN-1
Submitted by : S.P.S. Consulting Service Co.,Ltd.
7 Phaholyothin 24, Phaholyothin Road.,
Jompol, Chatuchak, Bangkok 10900
Ambient Temperature : (25 ± 2.5) °C
Relative Humidity : (50 ± 20) %
Calibration Procedure : In - house method : CP-CH11
based on direct measurement by
using Formazin standard solution

Calibrated by : Walalak Sirithean

Approved by :

Approved Signatory

() Pornthippa Tameyakul

() Unnopphol Harachai

(✓) Saithip Meangmai

Issue Date : 06 March 2024

The Uncertainties are for a confidence probability of approximately 95%.

This certificate may not be reproduced other than in full, except with the prior written
approval of the head of Calibration and Testing Equipment Services.

A 0013024



Cert.No. : 24CH285

Page. : 2 of 2

Condition of this calibration result

1. Reference Standard Instruments :

This certification is traceable to the International System of unit (SI unit) through:-
- Technology Promotion Association (Thailand-Japan).

<u>Instruments</u>	<u>Serial No.</u>	<u>ID No.</u>	<u>Certificate No.</u>	<u>Due date</u>
1) Thermo-Hygograph	1103328	130EC010	23H1361	13 June 2024
2) Electronic Balance	14233821	110RC001	23MM405	16 July 2024

2. Standard Material : The Formazin suspension has been prepared gravimetric from

<u>Material</u>	<u>Manufacturer</u>	<u>Lot No.</u>	<u>Assay</u>
1) Hexamethylenetetramine	HIMEDIA	0000493947	99.65%
2) Hydrazinium Sulfate	HIMEDIA	0000522014	99.40%

3. This certificate is valid only to the item calibrated on date and place of calibration.

Calibration result

Performing three - Formazin suspension standard curve by using 0,10,1000 NTU

Turbidity Meter Serial Number : 201802206

Standard Formazine suspension (NTU)	UUC* Reading (NTU)	Uncertainty of Measurement (\pm NTU)	Coverage Factor <i>k</i>
20	19.2	0.38	2.00
40	39.4	0.40	2.00
100	99.0	0.70	2.00
400	389	1.5	2.00

Remark - UUC* = Unit Under Calibration
- NTU = Nephelometric Turbidity Units

The reported uncertainty of measurement was based on a standard uncertainty multiplied by a coverage factor *k*, providing a level of confidence of approximately 95 %.

-o0o-

SITHIPHORN ASSOCIATES CO.,LTD. CALIBRATION LABORATORY



451-451/1 Sirinthorn Rd.,Bangbumru, Bangplud Bangkok 10700 THAILAND.
Tel.0-2435-8800 Fax.0-2433-1679 e-mail:cal-center@sithiphorn.com http://www.sithiphorn.com

NSC-TISI-TIS 17025
CALIBRATION 0394

Cert. No. : SP23016

Pages : 1 of 3

Calibration Certificate

Equipment : UV-VIS SPECTROPHOTOMETER
Manufacturer : PERKINELMER
Model : LAMBDA 25
Serial No.: 501S14123010
ID No.: SP03/58
Calibration Mode : WAVELENGTH ACCURACY
PHOTOMETRIC ACCURACY
Condition As Found : GOOD
Customer : S.P.S. CONSULTING SERVICE CO., LTD.
7 SOI PHAHOLYOTHIN 24, PHAHOLYOTHIN ROAD,
CHOMPHON, CHATUCHAK,
BANGKOK 10900, THAILAND.
Location : ORGANIC LABORATORY IV
Ambient Temperature : (25.0 ± 5) °C
Relative Humidity : (48.4 ± 25) %
Received Date : 30 AUGUST 2023
Calibration Date : 30 AUGUST 2023
Date of Issue : 31 AUGUST 2023

Calibrated by :

Nathakorn Pisutpaisan

Approved by :

(Thanakul Petchurai)

This certificate is issued in accordance with the requirements of ISO/IEC 17025 standard, may not be reproduced other than in full, except with the prior written approval of the head of Calibration Laboratory.

Continuation of Calibration Certificate

Cert. No. : SP23016

Job No. : VC66SP0014

Pages : 2 of 3

Calibration Method :

This instrument was calibrated by using on-site calibration procedure In-house method : CP-SP-01

The calibration procedure to direct measurement wavelength accuracy by using wavelength standard solution, Photometric accuracy by using absorbance standard filter and absorbance standard solution

The calibration procedure used was based on ASTM E275-01, ASTM E925-02

Condition of this result of calibration :

1. Certified reference materials

Material	Ref. type	Cell serial No.	Cert. No.	Due Date
Holmium liquid	RM-HL	29706	106864	01/11/2024
Didymium liquid	RM-DL	28912	106905	02/11/2024
Neutral density filter	RM-1N2N3N	13877	106918	03/11/2024
Potassium dichromate solutions	RM-0204060810	14204	106902	02/11/2024
Potassium Iodide solution	-	KI-0701-001	CI-0090-22	08/04/2024

2. This result of calibration was found accurate as shown on date and place of calibration only.

3. This certificate is traceable to the international system of unit maintained at :

3.1 The UK National Physical Laboratory (NPL)

3.2 The National Institute of Standards and Technology, NIST.

Result of calibration : Wavelength Accuracy

(Without adjustment)

Material	Certified Values of Reference Material (nm)	UUC* Reading (nm)	Error (nm)	Uncertainty ± (nm)	k Factor
RM-HL	278.13	278.3	0.17	0.16	2.00
	361.25	361.3	0.05	0.16	2.00
	467.82	468.0	0.18	0.16	2.00
	536.56	536.6	0.04	0.16	2.00
	640.50	640.4	-0.10	0.16	2.00
RM-DL	740.09	740.0	-0.09	0.16	2.00
	864.94	865.0	0.06	0.16	2.00

UUC* = Unit Under Calibration

Continuation of Calibration Certificate

Cert. No. : SP23016
Job No. : VC66SP0014
Pages : 3 of 3

Result of calibration : Photometric Accuracy

(Without adjustment)

Material	Wavelength (nm)	Filter S/N	Nominal Absorbance (A)	Certified Absorbance (A)	UUC* Reading Absorbance (A)	Error (A)	Uncertainty ± (A)	k Factor
Neutral Density glass filter	440.0	29360	1.0	1.0517	1.0564	0.0047	0.0031	2.00
		29914	0.7	0.7445	0.7460	0.0015	0.0032	2.00
		29381	0.5	0.5416	0.5429	0.0013	0.0032	2.00
	546.1	29360	1.0	0.9821	0.9849	0.0028	0.0030	2.00
		29914	0.7	0.6961	0.6961	0.0000	0.0030	2.00
		29381	0.5	0.5073	0.5073	0.0000	0.0030	2.00
	590.0	29360	1.0	1.0222	1.0244	0.0022	0.0030	2.00
		29914	0.7	0.7237	0.7234	-0.0003	0.0030	2.00
		29381	0.5	0.5361	0.5360	-0.0001	0.0031	2.00
	635.0	29360	1.0	0.9753	0.9775	0.0022	0.0030	2.00
		29914	0.7	0.6910	0.6910	0.0000	0.0030	2.00
		29381	0.5	0.5211	0.5210	-0.0001	0.0032	2.00
Material	Wavelength (nm)	Solution (mg/l)	Certified Absorbance (A)	UUC* Reading Absorbance (A)	Error (A)	Uncertainty ± (A)	k Factor	
RM-0204060810	235.0	20	0.2422	0.2462	0.0040	0.0101	2.00	
		40	0.4866	0.4900	0.0034	0.0115	2.00	
		60	0.7414	0.7390	-0.0024	0.0068	2.00	
		80	0.9858	0.9871	0.0013	0.0093	2.00	
		100	1.2442	1.2480	0.0038	0.0087	2.00	

UUC* = Unit Under Calibration

Condition of this result of calibration : Spectrophotometer PERKINELMER Model Lambda 25 S/N 501S141230

Resolution of Wavelength Mode 0.1 nm
Resolution of Photometric Mode 0.0001 A
Parameter Setting
Measurement Mode Wavelength, Absorbance
Wavelength Scan 1100 nm-190 nm
Scanning Speed 7.5 nm/min
Data Pitch 0.1 nm
Band width(Wavelength) 1.0 nm
Band width(Vis) 1.0 nm
Band width(Uv) 1.0 nm

Stray Light** UUC* Reading at 220 nm	
Transimission T(%)	Absorbance(A)
0.0111	3.9564

**Specific Acceptance :

Transmission \leq 1.0 T(%), Absorbance \geq 2.0 A

**Stray light not TISI Accredited

The reported uncertainty is based on a standard uncertainty multiplied by a coverage factor k , providing a level of confidence of approximately 95%

End of Calibration Certificate



QUALITY CALIBRATION CO.,LTD.

235 Petchkasem 63/2 Road, Laksong, Bangkae, Bangkok 10160

Tel (662) 421-5402, (662) 444-0152-3, Fax (662) 809-4584



CERTIFICATE No : 23E8494

REFERENCE No : 70413-1

PAGE : 1 OF 3

Certificate of Calibration

EQUIPMENT : pH METER

MANUFACTURER : HANNA

MODEL : HI 3512

SERIAL No : TH118035

ID No : pH04/56

CONDITION AS RECEIVED : USED ITEM

SUBMITTED BY : S.P.S. CONSULTING SERVICE CO., LTD.
7 SOI PHAHOLYOTHIN 24, PHAHOLYOTHIN RD.,
JOMPOL, CHATUCHAK, BANGKOK 10900

CALIBRATED BY : ATSAWIN Y.

CALIBRATION DATE : 06-Sep-23

APPROVED BY : 
PONGSAK J.

ISSUED DATE : 06-Sep-23

RECEIVED DATE : 31-Aug-23

THIS CERTIFICATE MAY NOT BE REPRODUCED OTHER THAN IN FULL EXCEPT WITH THE PRIOR WRITTEN APPROVAL OF
QUALITY CALIBRATION CO., LTD.



QUALITY CALIBRATION CO.,LTD.

235 Petchkasem 63/2 Road, Laksong, Bangkae, Bangkok 10160

Tel (662) 421-5402, (662) 444-0152-3, Fax (662) 809-4584

CERTIFICATE No : 23E8494

PAGE : 2 OF 3

Calibration Report

EQUIPMENT : pH METER
MANUFACTURER : HANNA
ID No : pH04/56
RECEIVED DATE : 31-Aug-23
AMBIENT TEMPERATURE : 23 ° C ± 3 ° C
MODEL : HI 3512
SERIAL NUMBER : TH118035
CALIBRATION DATE : 06-Sep-23
RELATIVE HUMIDITY : 50 % RH ± 10% RH

CONDITION OF THIS RESULTS OF CALIBRATION

1. THIS INSTRUMENT WAS CALIBRATED BY DIRECT MEASUREMENT METHOD BASED ON WI-TQ-062 AND WI-TQ-063. THE DISPLAY UNIT WAS TESTED BY GENERATING STANDARD VOLTAGE TO THE UNIT AND READ THE VALUE COMPARED WITH CALCULATED VALUE. THE DISPLAY AND ELECTROD WAS CALIBRATED BY USING STANDARD pH BUFFER
2. REFERENCE STANDARD INSTRUMENTS :-

<u>INSTRUMENT</u>	<u>MODEL</u>	<u>SERIAL No/</u> <u>LOT No</u>	<u>CERTIFICATE No</u>	<u>DUE DATE</u>
1) pH STANDARD SOLUTION	00651-06	CC767907	4880-13836406	29-Dec-24
2) pH STANDARD SOLUTION	00651-08	CC765602	4881-13757019	18-Nov-24
3) pH STANDARD SOLUTION	00651-10	CC767180	4882-13813369	14-Dec-24
4) PROCESS CALIBRATOR	CA150	91S6079	23E1312	19-Apr-24
5) BATH	260014	1247 48074	22T9870	13-Sep-23
6) THERMOMETER WITH PROBE	421504	55000379	22T9904	13-Sep-23

3. THE CERTIFICATE IS VALID FOR THE ITEM CALIBRATED AS SHOWN ON THE DATE AND PLACE OF CALIBRATION ONLY.
4. THIS RESULT EXCLUDE LONG TERM STABILITY OF THE UNIT UNDER CALIBRATION.
5. THIS CERTIFICATE IS TRACEABLE TO SI UNIT MAINTAINED AT :-
 - NATIONAL INSTITUTE OF STANDARD AND TECHNOLOGY, USA.
 - NATIONAL INSTUTITE OF METROLOGY (THAILAND)

RESULT OF CALIBRATION : ADJUSTMENT

1. DISPLAY UNIT ONLY

SLOPE FACTOR $k = 2.303 RT/F = 59 \text{ mV/pH}$

mV APPLIED	UUC READING (mV)	CORRECTION (mV)	UUC READING (pH)	UNCERTAINTY OF MEASUREMENT (± mV)	COVERAGE FACTOR k
414.11	414.6	-0.49	-0.290	0.15	2.00
354.95	355.4	-0.45	0.741	0.15	2.00
295.80	296.3	-0.50	1.773	0.15	2.00
236.64	237.1	-0.46	2.804	0.15	2.00
177.48	177.9	-0.42	3.835	0.15	2.00
118.32	118.7	-0.38	4.867	0.15	2.00
59.16	59.6	-0.44	5.898	0.15	2.00
0.00	0.4	-0.40	6.930	0.15	2.00
-59.16	-58.8	-0.36	7.961	0.15	2.00
-118.32	-117.9	-0.42	8.992	0.15	2.00
-177.48	-177.1	-0.38	10.024	0.15	2.00
-236.64	-236.3	-0.34	11.055	0.15	2.00
-295.80	-295.5	-0.30	12.087	0.15	2.00
-354.95	-354.6	-0.35	13.118	0.15	2.00
-414.11	-413.8	-0.31	14.149	0.15	2.00



QUALITY CALIBRATION CO.,LTD.

235 Petchkasem 63/2 Road, Laksong, Bangkae, Bangkok 10160

Tel (662) 421-5402, (662) 444-0152-3, Fax (662) 809-4584

CERTIFICATE No : 23E8494

PAGE : 3 OF 3

Calibration Report

RESULT OF CALIBRATION (CONTINUE) :

2. DISPLAY UNIT WITH pH ELECTRODE S/N: 09081C6M

STANDARD pH BUFFER SOLUTION (pH)	UUC READING (pH)	CORRECTION (pH)	VALUE BEFORE ADJUSTMENT	UNCERTAINTY OF MEASUREMENT (\pm pH)	COVERAGE FACTOR k
4.006	4.006	0.000	4.015	0.012	2.00
7.000	7.000	0.000	6.914	0.012	2.00
10.008	10.010	-0.002	9.996	0.014	2.00

3. DISPLAY UNIT WITH TEMPERATURE

STANDARD READING ($^{\circ}$ C)	UUC READING ($^{\circ}$ C)	CORRECTION ($^{\circ}$ C)	VALUE BEFORE ADJUSTMENT	UNCERTAINTY OF MEASUREMENT (\pm $^{\circ}$ C)	COVERAGE FACTOR k
25.005	25.0	0.005	---	0.0085	2.00

4. PERCENT SLOPE 100%

UUC : UNIT UNDER CALIBRATION

THE REPORTED UNCERTAINTY OF MEASUREMENT WAS BASED ON A STANDARD UNCERTAINTY MULTIPLIED BY A COVERAGE FACTOR k, PROVIDING A LEVEL OF CONFIDENCE APPROXIMATELY 95%.

END OF CALIBRATION REPORT

CERT.No.: HS-U017D

Harikul Science Co.,Ltd.
 694 Soi Ratchadanivet 24, Pracharatbamphen,
 Samsaennok, Huaikhwang, Bangkok 10310
 Tel: 0-2274-2456 Fax: 0-2274-2443
 Email: info@harikul.com www.harikul.com
Certificate of Calibration

Calibration Date : 3 Apr 23
 Submitted by : S.P.S CONSULTING SERVICE CO.,LTD
 7 Soi Phaholyothin 24, Phaholyothin Rd., Jompol,
 Chatuchak, Bangkok, Thailand 10900

Avg Room Temp : 20 °C
 Avg Water Temp : 20 °C
 Air Pressure : 760.00 mmHg
 Salinity : 0 ppt

Model : YSI 5000
 S/N : 15B100751
 Probe : YSI 5010
 S/N : 22D100097
 ID NO. : -
 Air Temp ref : S/N. E00522
 Barometric ref : S/N. E00522
 Water Temp ref : S/N. 11431
 Technician : Kittipong M.

Calibration Details

Calibration Point	100% air sat. (@20 °C, DO = 9.09 mg/l)	(status)	(status)
Measurement 1 (mg/l)	9.08	(PASS)	-
Measurement 2 (mg/l)	9.08	(PASS)	-
Measurement 3 (mg/l)	9.08	(PASS)	-
Measurement 4 (mg/l)	9.08	(PASS)	-
Measurement 5 (mg/l)	9.08	(PASS)	-
Measurement 6 (mg/l)	9.08	(PASS)	-
Measurement 7 (mg/l)	9.08	(PASS)	-
Measurement 8 (mg/l)	9.08	(PASS)	-
Measurement 9 (mg/l)	9.08	(PASS)	-
Measurement 10 (mg/l)	9.08	(PASS)	-
<hr/>			
Mean Measurement	9.08	mg/l	-
Inaccuracy	0.01	mg/l	-

Overall Status (PASS)

Manufacturer Specification

Accuracy = +/- 0.02 mg/l

- 1) This certificate is issued based on the result that are found as shown on date and place of test only.
- 2) The calibration procedure followed in accordance with Harikul Science Co., Ltd.
- 3) This result shall not be used for advertising purpose.

Technician Signature
 (Kittipong Maekwong)

Laboratory Manager
 (Natenapha Pisatkunchon)

CERT.No.: HS-V015C

Calibration Date : 20 Mar 24
 Submitted by : ASIA LAB @ CONSULTANT CO.,LTD
 184 Soi Phutthamonthon Sai 2 Soi 12,
 Bangphai, Bangkae, Bangkok 10160

Avg Room Temp : 20 °C
 Avg Water Temp : 20 °C
 Air Pressure : 760.00 mmHg
 Salinity : 0 ppt

Model : YSI 5000
 S/N : 15B100751
 Probe : YSI 5010
 S/N : 22D100097
 ID NO. : -
 Air Temp ref : S/N. F8065C26
 Barometric ref : S/N. F8065C26
 Water Temp ref : S/N. 11430
 Technician : Kittipong M.

Calibration Details

Calibration Point	100% air sat. (@20 °C, DO = 9.09 mg/l)	(status)	(status)
Measurement 1 (mg/l)	9.08	(PASS)	-
Measurement 2 (mg/l)	9.08	(PASS)	-
Measurement 3 (mg/l)	9.08	(PASS)	-
Measurement 4 (mg/l)	9.08	(PASS)	-
Measurement 5 (mg/l)	9.08	(PASS)	-
Measurement 6 (mg/l)	9.08	(PASS)	-
Measurement 7 (mg/l)	9.08	(PASS)	-
Measurement 8 (mg/l)	9.08	(PASS)	-
Measurement 9 (mg/l)	9.08	(PASS)	-
Measurement 10 (mg/l)	9.08	(PASS)	-

Mean Measurement	9.08	mg/l	-	-
Inaccuracy	0.01	mg/l	-	-

Overall Status (PASS)

Manufacturer Specification

Accuracy = +/- 0.02 mg/l

- 1) This certificate is issued based on the result that are found as shown on date and place of test only.
- 2) The calibration procedure followed in accordance with Harikul Science Co., Ltd.
- 3) This result shall not be used for advertising purpose.



Technician Signature
 (Kittipong Maekwong)



Laboratory Manager
 (Supreecha Sumaritam)



QUALITY CALIBRATION CO.,LTD.

235 Petchkasem 63/2 Road, Laksong, Bangkae, Bangkok 10160

Tel (662) 421-5402, (662) 444-0152-3, Fax (662) 809-4584

www.qcalibration.com

CERTIFICATE No : 23T0959

REFERENCE No : 68047-2

PAGE : 1 OF 3

Certificate of Calibration

EQUIPMENT : COD REACTOR

MANUFACTURER : HACH

MODEL : DRB200


SERIAL No : 15110C0235

ID No : CRB 05/59

SUBMITTED BY : S.P.S. CONSULTING SERVICE CO., LTD.
7 SOI PHAHOLYOTHIN 24, PHAHOLYOTHIN RD.,
JOMPOL, CHATUCHAK, BANGKOK 10900

CALIBRATED BY : CHAICHARN CH.

CALIBRATION DATE : 07-Feb-23

APPROVED BY : 
PONGSAK J.

ISSUED DATE : 07-Feb-23

RECEIVED DATE : 31-Jan-23



CERTIFICATE No : 23T0959

PAGE : 2 OF 2

Calibration Report

EQUIPMENT : COD REACTOR
MANUFACTURER : HACH
ID NUMBER : CRB 05/59
RECEIVED DATE : 31-Jan-23
AMBIENT TEMPERATURE : 23° C ± 1° C

MODEL : DRB200
SERIAL NUMBER : 15110C0235
CALIBRATION DATE : 07-Feb-23
RELATIVE HUMIDITY : 52 %RH ± 10 % RH

CONDITION OF THIS RESULTS OF CALIBRATION

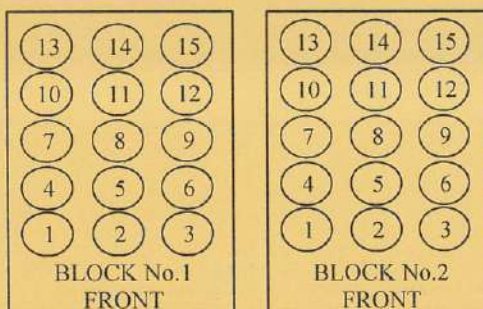
1. THIS INSTRUMENT WAS CALIBRATED BY DIRECT MEASUREMENT TEMPERATURE RECORDER WITH THERMOCOUPLE TYPE K UNDER NO LOAD CONDITION. THE THERMOCOUPLES WERE PLACED ON 15 POINTS AND LOCATED ONE THERMOCOUPLE IN EACH OF THE FOUR CORNERS OF THE REACTOR AND PLACED THE EIGHTH THERMOCOUPLE AT THE CENTER OF THE REACTOR.

2. REFERENCE STANDARD INSTRUMENTS :-

INSTRUMENT	MODEL	SERIAL No	CERTIFICATE No	DUE DATE
1) DATA LOGGER WITH TC TYPE K	HYDRA 2635A	8009008	22T7511	10-Jul-23

3. THIS RESULT WAS FOUND ACCURATE AS SHOWN ON DATE AND PLACE OF CALIBRATION ONLY.
4. THIS RESULT EXCLUDE LONG TERM STABILITY OF THE UNIT UNDER CALIBRATION.
5. THIS CERTIFICATE IS TRACEABLE TO THE INTERNATIONAL SYSTEM OF UNIT MAINTAINED AT:-
- NATIONAL INSTITUTE OF METROLOGY (THAILAND) THROUGH QUALITY CALIBRATION CO.,LTD.

RESULT OF CALIBRATION :- WITHOUT ADJUSTMENT



TEMPERATURE MEASUREMENT ACCURACY TEST

Block No.	1	2
Controller temperature (°C)	145	145
Indicating Temperature	145	145
Measured Temperature (°C) at Spread Locations	1	149.4
	2	149.5
	3	149.4
	4	149.4
	5	149.7
	6	149.4
	7	149.6
	8	149.3
	9	149.6
	10	149.6
	11	149.7
	12	149.3
	13	149.5
	14	149.8
	15	149.6
Uncertainty of Measurement(± °C)	0.86	0.86

NOTE 1 : THE UNCERTAINTY OF MEASUREMENT EXCLUDED TEMPERATURE UNIFORMITY OF THE CHAMBER.

NOTE 2 : THIS CALIBRATION WAS CARRIED OUT AT THE CUSTOMER'S PLACE AT LABORATORY AREA.

THE REPORTED UNCERTAINTY OF MEASUREMENT WAS BASED ON A STANDARD UNCERTAINTY MULTIPLIED BY A COVERAGE FACTOR k =2, PROVIDING A LEVEL OF CONFIDENCE APPROXIMATELY 95%.

END OF CALIBRATION REPORT



QUALITY CALIBRATION CO.,LTD.

235 Petchkasem 63/2 Road, Laksong, Bangkai, Bangkok 10160

Tel (662) 421-5402, (662) 444-0152-3, Fax (662) 809-4584

www.qcalibration.com

CERTIFICATE No : 24T0774

REFERENCE No : 71986-2

PAGE : 1 OF 2

Certificate of Calibration

EQUIPMENT : COD REACTOR

MANUFACTURER : HACH

MODEL : DRB 200

SERIAL No : 15110C0235

ID No : CRB 05/59

SUBMITTED BY : S.P.S. CONSULTING SERVICE CO., LTD.
7 SOI PHAHOLYOTHIN 24, PHAHOLYOTHIN RD.,
JOMPOL, CHATUCHAK, BANGKOK 10900

CALIBRATED BY : CHAICHARN CH.

CALIBRATION DATE : 5-Feb-24

APPROVED BY : 
PONGSAK J.

ISSUED DATE : 5-Feb-24

RECEIVED DATE : 5-Feb-24



CERTIFICATE No : 24T0774

PAGE : 2 OF 2

Calibration Report

EQUIPMENT : COD REACTOR
MANUFACTURER : HACH
ID NUMBER : CRB 05/59
RECEIVED DATE : 5-Feb-24
AMBIENT TEMPERATURE : 23° C ± 1° C

MODEL : DRB 200
SERIAL NUMBER : 15110C0235
CALIBRATION DATE : 5-Feb-24
RELATIVE HUMIDITY : 52 %RH ± 10 % RH

CONDITION OF THIS RESULTS OF CALIBRATION

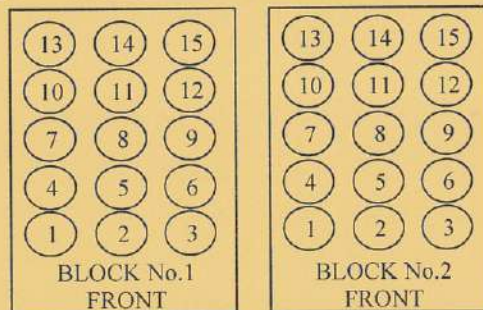
1. THIS INSTRUMENT WAS CALIBRATED BY DIRECT MEASUREMENT TEMPERATURE RECORDER WITH THERMOCOUPLE TYPE K UNDER NO LOAD CONDITION. THE THERMOCOUPLES WERE PLACED ON 15 POINTS AND LOCATED ONE THERMOCOUPLE IN EACH OF THE FOUR CORNERS OF THE REACTOR AND PLACED THE EIGHTH THERMOCOUPLE AT THE CENTER OF THE REACTOR.

2. REFERENCE STANDARD INSTRUMENTS :-

INSTRUMENT	MODEL	SERIAL No	CERTIFICATE No	DUE DATE
1) DATA LOGGER WITH TC TYPE K	HYDRA 2635A	8009008	23T6640	14-Jul-24

3. THIS RESULT WAS FOUND ACCURATE AS SHOWN ON DATE AND PLACE OF CALIBRATION ONLY.
4. THIS RESULT EXCLUDE LONG TERM STABILITY OF THE UNIT UNDER CALIBRATION.
5. THIS CERTIFICATE IS TRACEABLE TO THE INTERNATIONAL SYSTEM OF UNIT MAINTAINED AT:-
- NATIONAL INSTITUTE OF METROLOGY (THAILAND) THROUGH QUALITY CALIBRATION CO.,LTD.

RESULT OF CALIBRATION :- WITHOUT ADJUSTMENT



TEMPERATURE MEASUREMENT ACCURACY TEST

Block No.	1	2
Controller temperature (°C)	145	145
Indicating Temperature	145	145
Measured Temperature (°C) at Spread Locations	1	150.2
	2	150.2
	3	150.2
	4	149.9
	5	150.1
	6	150.7
	7	149.9
	8	149.9
	9	150.8
	10	149.5
	11	150.2
	12	150.0
	13	149.5
	14	149.5
	15	149.6
Uncertainty of Measurement(± °C)	0.86	0.86

NOTE 1 : THE UNCERTAINTY OF MEASUREMENT EXCLUDED TEMPERATURE UNIFORMITY OF THE CHAMBER.

NOTE 2 : THIS CALIBRATION WAS CARRIED OUT AT THE CUSTOMER'S PLACE AT LABORATORY AREA.

THE REPORTED UNCERTAINTY OF MEASUREMENT WAS BASED ON A STANDARD UNCERTAINTY MULTIPLIED BY A COVERAGE FACTOR k=2, PROVIDING A LEVEL OF CONFIDENCE APPROXIMATELY 95%.

END OF CALIBRATION REPORT



CERTIFICATE No : 23M2442

REFERENCE No : 68471-2

PAGE : 1 OF 2

Certificate of Calibration

EQUIPMENT : DIGITAL BALANCE

MANUFACTURER : SARTORIUS

MODEL : BSA224S-CW

SERIAL No : 36591843

ID No : BA 09/61

CONDITION AS RECEIVED : USED ITEM

SUBMITTED BY : S.P.S. CONSULTING SERVICE CO., LTD.
7 SOI PHAHOLYOTHIN 24, PHAHOLYOTHIN RD.,
JOMPOL, CHATUCHAK, BANGKOK 10900

CALIBRATED BY : ATSAWIN Y.

CALIBRATION DATE : 10-Mar-23

APPROVED BY : [REDACTED]
PONGSAK J.

ISSUED DATE : 16-Mar-23

RECEIVED DATE : 10-Mar-23



CERTIFICATE No : 23M2442

PAGE : 2 OF 2

Calibration Report

EQUIPMENT : DIGITAL BALANCE MODEL : BSA224S-CW
MANUFACTURER : SARTORIUS S/N : 36591843
ID No : BA 09/61 RECEIVED DATE : 10-Mar-23
AIR PRESSURE : 1010mbar \pm 1mbar CALIBRATION DATE : 10-Mar-23
AMBIENT TEMPERATURE : 23°C \pm 1°C RELATIVE HUMIDITY : 49 %RH \pm 10 % RH

CONDITION OF THIS RESULTS OF CALIBRATION

1. THIS INSTRUMENT WAS CALIBRATED BY ACCORDING TO UKAS LAB 14 EDITION 6:2019 BY USING KNOWN WEIGHT STANDARD WEIGHT. THE BALANCE WAS NOT ADJUSTED BEFORE CALIBRATION. THE BALANCE HAS NO ZERO TRACKING FUNCTION. REPEATABILITY WAS MEASURED BY USING 10 REPEATED MEASUREMENTS. LINEARITY WAS MEASURED COVERING 10 POINTS, EVENLY SPREAD OVER THE RANGE. THE INSTRUMENT WAS SET ZERO BEFORE PERFORMING THE LINEARITY TEST. OFF-CENTER LOADING WAS MEASURED BY USING STANDARD WEIGHTS PLACED ON THE PAN AND MOVED TO VARIOUS POSITIONS ON THE PAN.

2. REFERENCE STANDARD INSTRUMENTS :-

INSTRUMENT	MODEL	SERIAL No	CERTIFICATE No	DUE DATE
1) STANDARD WEIGHT SET	E2	QK-I-151	M2302013S	02-Feb-25
2) STANDARD WEIGHT	E2	15843	M2302014S	02-Feb-25

3. THIS RESULT WAS FOUND ACCURATE AS SHOWN ON DATE AND PLACE OF CALIBRATION ONLY.

4. THIS RESULT EXCLUDE LONG TERM STABILITY OF THE UNIT UNDER CALIBRATION.

5. THIS CERTIFICATE IS TRACEABLE TO THE INTERNATIONAL SYSTEM OF UNIT MAINTAINED AT:-

- NATIONAL INSTITUTE OF METROLOGY (THAILAND) THROUGH CENTRAL BUREAU OF WEIGHTS&MEASURES

RESULT OF CALIBRATION :- WITHOUT ADJUSTMENT

1. ZERO SETTING FUNCTION : NORMAL

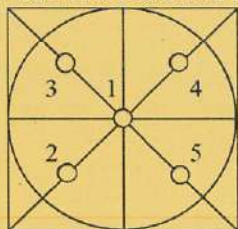
2. TARE FUNCTION : NORMAL

3. REPEATABILITY OF READING AT 200 g WAS 0 g

4. DEPARTURE FROM NOMINAL VALUE/ LINEARITY

NOMINAL VALUE (g)	BALANCE READING (g)	CORRECTION (g)	UNCERTAINTY (\pm g)
0.0	0.0000	0.0000	0.000058
0.1	0.1000	0.0000	0.000059
0.2	0.2000	0.0000	0.000059
0.5	0.5000	0.0000	0.000060
1.0	1.0000	0.0000	0.000060
2.0	2.0000	0.0000	0.000061
5.0	5.0000	0.0000	0.000063
10.0	10.0000	0.0000	0.000067
20.0	20.0001	-0.0001	0.000073
50.0	50.0000	0.0000	0.00011
100.0	100.0001	-0.0001	0.00019
200.0	200.0000	0.0000	0.00032

5. OFF CENTER LOADING ERROR



POINT	READING (g)
1	100.0000
2	99.9999
3	99.9998
4	100.0001
5	100.0000
OFF-CENTER LOADING	0.0002

NOTE: THIS CALIBRATION WAS CARRIED OUT AT THE CUSTOMER'S PLACE AT LABORATORY AREA

THE REPORTED UNCERTAINTY OF MEASUREMENT WAS BASED ON A STANDARD UNCERTAINTY MULTIPLIED BY A COVERAGE FACTOR $k=2$, PROVIDING A LEVEL OF CONFIDENCE APPROXIMATELY 95%.

END OF CALIBRATION REPORT



CERTIFICATE No : 24M2229
REFERENCE No : 72448-3

PAGE : 1 OF 2

Certificate of Calibration

EQUIPMENT : DIGITAL BALANCE

MANUFACTURER : SARTORIUS

MODEL : BSA224S-CW

SERIAL No : 36591843

ID No : BA 09/61

CONDITION AS RECEIVED : USED ITEM

SUBMITTED BY : S.P.S. CONSULTING SERVICE CO., LTD.
7 SOI PHAHOLYOTHIN 24, PHAHOLYOTHIN RD.,
JOMPOL, CHATUCHAK, BANGKOK 10900

CALIBRATED BY : ATSAWIN Y.

CALIBRATION DATE : 08-Mar-24

APPROVED BY : 
PONGSAK J.

ISSUED DATE : 14-Mar-24

RECEIVED DATE : 08-Mar-24



CERTIFICATE No : 24M2229

PAGE : 2 OF 2

Calibration Report

EQUIPMENT : DIGITAL BALANCE **MODEL** : BSA224S-CW
MANUFACTURER : SARTORIUS **S/N** : 36591843
ID No : BA 09/61 **RECEIVED DATE** : 08-Mar-24
AIR PRESSURE : 1010mbar \pm 1mbar **CALIBRATION DATE** : 08-Mar-24
AMBIENT TEMPERATURE : 25° C \pm 1° C **RELATIVE HUMIDITY** : 55 %RH \pm 10 % RH

CONDITION OF THIS RESULTS OF CALIBRATION

1. THIS INSTRUMENT WAS CALIBRATED BY ACCORDING TO UKAS LAB 14 EDITION 6:2019 BY USING KNOWN WEIGHT STANDARD WEIGHT. THE BALANCE WAS NOT ADJUSTED BEFORE CALIBRATION. THE BALANCE HAS NO ZERO TRACKING FUNCTION. REPEATABILITY WAS MEASURED BY USING 10 REPEATED MEASUREMENTS. LINEARITY WAS MEASURED COVERING 10 POINTS, EVENLY SPREAD OVER THE RANGE. THE INSTRUMENT WAS SET ZERO BEFORE PERFORMING THE LINEARITY TEST. OFF-CENTER LOADING WAS MEASURED BY USING STANDARD WEIGHTS PLACED ON THE PAN AND MOVED TO VARIOUS POSITIONS ON THE PAN.

2. REFERENCE STANDARD INSTRUMENTS :-

<u>INSTRUMENT</u>	<u>MODEL</u>	<u>SERIAL No</u>	<u>CERTIFICATE No</u>	<u>DUE DATE</u>
1) STANDARD WEIGHT SET	E2	QK-I-151	M2302013S	02-Feb-25
2) STANDARD WEIGHT	E2	15843	M2302014S	02-Feb-25

3. THE CERTIFICATE IS VALID FOR THE ITEM CALIBRATED AS SHOWN ON THE DATE AND PLACE OF CALIBRATION ONLY.

4. THIS RESULT EXCLUDE LONG TERM STABILITY OF THE UNIT UNDER CALIBRATION.

5. THIS CERTIFICATE IS TRACEABLE TO THE INTERNATIONAL SYSTEM OF UNIT MAINTAINED AT:-

- NATIONAL INSTITUTE OF METROLOGY (THAILAND) THROUGH CENTRAL BUREAU OF WEIGHTS&MEASURES

RESULT OF CALIBRATION :- WITHOUT ADJUSTMENT

1. ZERO SETTING FUNCTION : NORMAL

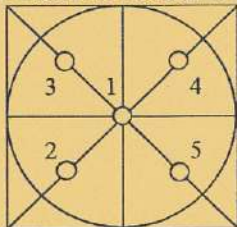
2. TARE FUNCTION : NORMAL

3. REPEATABILITY OF READING AT 200 g WAS 0 g

4. DEPARTURE FROM NOMINAL VALUE/ LINEARITY

NOMINAL VALUE (g)	BALANCE READING (g)	CORRECTION (g)	UNCERTAINTY (\pm g)
0.0	0.0000	0.0000	0.000082
0.1	0.1000	0.0000	0.000083
0.2	0.2000	0.0000	0.000083
0.5	0.5000	0.0000	0.000083
1.0	1.0000	0.0000	0.000084
2.0	2.0000	0.0000	0.000084
5.0	5.0000	0.0000	0.000086
10.0	10.0000	0.0000	0.000089
20.0	20.0001	-0.0001	0.000094
50.0	50.0000	0.0000	0.00012
100.0	100.0001	-0.0001	0.00019
200.0	200.0000	0.0000	0.00032

5. OFF CENTER LOADING ERROR




POINT	READING (g)
1	100.0000
2	100.0000
3	100.0000
4	100.0000
5	100.0000
OFF-CENTER LOADING	0.0000


NOTE: THIS CALIBRATION WAS CARRIED OUT AT THE CUSTOMER'S PLACE AT LABORATORY AREA

THE REPORTED UNCERTAINTY OF MEASUREMENT WAS BASED ON A STANDARD UNCERTAINTY MULTIPLIED BY A COVERAGE FACTOR $k=2$, PROVIDING A LEVEL OF CONFIDENCE APPROXIMATELY 95%.

END OF CALIBRATION REPORT

PinAAcle 900T Preventive Maintenance (PM)

Company Name:	S.P.S. Consulting Service Co.,Ltd.		
Address (Instrument Location):	7, Soi Phaholyothin 24, Phaholyothin Road , Ladyao, Khet Jatujak,Bangkok, 		
Serial Number:	PTCS14111103	PM Number:	1OF2
Customer Name (if applicable):	K PHENPA	Telephone Number:	
Customer Support Engineer Name:	WIPHAN	Service Order Number:	WO-02602325
Date PM Performed: (DD-MMM-YYYY)	04-Jan-2024	Next PM Due Date: (DD-MMM-YYYY)	04-Jul-2024
Standard Labor Hours to Complete PM :		5 hours	

Part Number	Release	Publication Date	
09370143 Rev.8	A	January 2018	

Scope

The purpose of this PM is to ensure the continued functionality of the PinAAcle 900T by inspecting and replacing any worn or damaged parts. This service should only be performed by a trained representative of PerkinElmer.

The customer should save their method before the PM begins.

General Instructions:

The customer must provide the engineer operational data to demonstrate recent instrument performance prior to starting the PM. Always check with the customer before making any changes that may affect the customer's analysis or calibration, including a current back-up of system software and/or data files. The completed document should be signed by an authorized PerkinElmer and customer representative and left with the customer. Update the PM sticker and instrument logbook as required.

Copyright Information

This document contains proprietary information that is protected by copyright. All rights are reserved. No part of this publication may be reproduced in any form whatsoever or translated into any language without the prior, written permission of PerkinElmer, Inc. **Copyright © 2013 PerkinElmer, Inc.**

Trademarks

Registered names, trademarks, etc. used in this document, even when not specifically marked as such, are protected by law. PerkinElmer is a registered trademark of PerkinElmer, Inc. All other trademarks and registered trademarks not owned by PerkinElmer, Inc. or its subsidiaries that are depicted herein are the property of their respective owners.

Except as specifically set forth in its terms and conditions of sale, PerkinElmer makes no Warranty of any kind with regard to this document, including, but not limited to, the implied warranties of merchantability and fitness for a particular purpose.

PerkinElmer shall not be liable for incidental or consequential damages in connection with the furnishing or use of this document.

Component List

Component / Specific Model	Serial #	Configuration Notes

Parts Lists

Parts Included with the PM		
Part Number (if applicable)	Description	Quantity
B0501696	Fan Filters	1
B3002013	THGA Contact Cylinders	1
B3141064	Glycerol for THGA Cooling	N/A
N3160156	O-Ring Kits for Sampling Introduction (Stainless Steels Nebulizer)	N/A
N3160157	O-Ring Kits for Sampling Introduction (Plastic Nebulizer)	1
N9301714	Replacement Acetylene Filter Cartridge	1
TH001022	Replacement Air Filter Cartridge	1

Additional Reagents and Standards Required for PM				
Part Number (if applicable)	Description	Quality	Batch/Lot #	Expired Date (MM/YY)
N9300183	1000 mg/L Copper Standard	AR	26-87CYUY1	30-Jan-2024
N9300244	GFAAS Mixed Standard	AR	58-142CRY1	30-Oct-2024

Additional Reagents and Standards Required for PM (Customer Support Solution)				
Part Number (if applicable)	Description	Quantity	Batch/Lot #	Expiration Date (MM/YY)
N/A	DI Water	250 ml.	AR	AR
N/A	0.5% HNO ₃	250 ml.	AR	AR

Additional Tools Required for PM			
Part Number (if applicable)	Description	Quantity	Serial #
N1013000	0.2A Neutral density filter	1	MG0-252
N1013002	1.0A Neutral density filter	1	MG2-358
B3100652 Or N9307029	Electronic Flow Meter	1	N/A
B0505495	Test Jig	1	N/A
03030997	System 2 EDL Driver	1	03030997
N3050605	As System 2 EDL	1	16148
N3050121	Cu Lumina HCL	1	092216-010130
N3050109	Ba Lumina HCL	1	1-2416--040160
N3050139	K Lumina HCL	1	110716-010060
N3050152	Ni Lumina HCL	1	100516-030190
N3050119	Cr Lumina HCL	1	091911-020150

Procedure Checklist

Use (✓) to check off those steps in the checklist that have been completed.

1. General:

- ☒ Review the instrument performance with the customer and document any recent problems.
- ☒ Inspect the customer log book and make any appropriate PM entries.
- ☒ Perform general inspection of system for cleanliness.

2. PC Instrument Software:

- ☒ Instrument Software user files/databases archived, packed, and/or deleted as needed.

3. Mechanical:

- ☒ Inspect and clean all fans and filters. Replace filters if necessary
- ☐ Inspect all gas and water lines for leaks and/or wear. Replace if needed. Thoroughly inspect all quick connects. Replace the Y connector, P/N 09921079, if needed.
- ☒ Clean exterior of the instrument.

3.1 Flame Technique

- ☒ Inspect the burner head, burner chamber, and nebulizer. Clean if needed as stated in the Hardware Guide.
- ☒ Check burner head dimensions with the feeler gauge as stated in the Hardware Guide in the Maintenance chapter section on cleaning the burner head and checking sloth width. Replace if out of specification
- ☒ Check the condition of the end cap, burner head, and nebulizer O-rings. Replace if necessary.
- ☒ Check the drain system for signs of wear. Replace worn or damaged parts.
- ☒ Visually check for proper flame conditions when igniting the Air-C₂H₂ and N₂O-C₂H₂ flames (if applicable).

3.2 THGA Technique

- ☒ Inspect the pole pieces and clean where the pole pieces contact the furnace. Replace the pole piece p-rings as needed, P/N's B0501018 & B0501250. Grease the O-rings as needed with Apiezon L grease, P/N 09905148
- ☒ Inspect the four insulation pads on the front contact housing of the THGA in furnace. If the pads are missing replace the THGA furnace or replace the insulator pads on the furnace.
- ☒ Inspect the graphite tube and clean the contact cylinders. Replace if necessary.
- ☒ Check internal and external gas flows with the Electronic Gas Flow Meter and the Gas Flow Test Probe as described in the Service Manual. Correct if necessary.
- ☒ Check furnace open/close function.
- ☒ Verify the operation of the GFTV Camera for proper operation and viewing alignment in the furnace camera Tube View window. Align if needed.
- ☒ Check the operation of the Halogen Light ASSY for the GFTV Camera. Replace if needed.
- ☒ Check the water level/quality in the recirculation (if applicable). Add distilled water if necessary.
- ☒ Check the cooling system fluid flow rate with the FCS In-Line Flow Meter for proper levels if needed. Refer to SDB# COSY008.STN

- ✓ Perform Cooling System maintenance if needed per SDB# COSY005.STN.
- ✓ Check auto sampler operation.
- ✓ Perform an auto sampler check valve test as described in the Service Manual.
- ✓ Lubricate the spindles of the auto sampler pumps and all moving parts of the tray mechanics as described in the Service Manual.
- ✓ Inspect the auto sampler sampling capillary as described in the Service Manual. Replace if necessary.

4. Electrical:

- ✓ Inspect PC boards. Clean if necessary.
- ✓ Carefully check all internal and external cable connections.
- ✓ Check instrument firmware revisions upgrade to current levels (if necessary)
- ✓ Run Diagnostics Test within the Advanced function of the Spectrometer page. Check the results in the service log folder in the Spectrometer BM Log Viewer.

5. Optics:

- ✓ Inspect and clean the sample compartment windows, if needed.
- ✓ Inspect and clean the furnace windows, if needed.
- ✓ Inspect and clean the GFTV camera lens, if needed.
- ✓ Inspect optics. Clean or replace if necessary,

6. Gasses:

- ☐ Verify that the Gasses supplied to the instrument are within the pressure and purity specifications found in the PinAAcle 900 Series Pre-installation Checklist SDB.
- ☐ Verify that the air filter element is dry. Replace if necessary.

7. Flame Interlock Check:

Description: Check to ensure that all safety interlocks are closed.

Parameter	Specification	Test Results	Pass/Fail
Flame Sensor	Air/C ₂ H ₂ Flame correctly shuts down	Active	Passed
Drain Sensor	Air/C ₂ H ₂ Flame correctly shuts down	Active	Passed
Nebulizer Sensor	Air/C ₂ H ₂ Flame correctly shuts down	Active	Passed
C ₂ H ₂ Pressure Sensor	Air/C ₂ H ₂ Flame correctly shuts down	Active	Passed
Air Pressure Sensor	Air/C ₂ H ₂ Flame correctly shuts down	Active	Passed
Burner Head Sensor	Choosing Nitrous Oxide as the oxidant should trigger an interlock shuts down	Active	Passed

8. After PM Performance tests [Flame]:

8.1 Detector Linearity with Barium

Description: Ensures that the detector is linear in the Visible Range.

Parameter	Specification	Certificate Value at 553.6 nm (Abs.)	Test Results	Pass/Fail
1.0 A ND Filter	± 5% from Cert.		0.1789	Passed
0.2 A ND Filter	± 5% from Cert.		1.0186	Passed

8.2 Baseline Noise at 1.0 Absorbance with Barium

Description: Ensures that a high absorbance will not produce excessive noise.

Parameter	Specification	Results	Pass/Fail
Standard Deviation	≤ 0.010	0.0017	Passed

8.3 AA Baseline Noise with Copper

Description: Check baseline noise.

Parameter	Specification	Results	Pass/Fail
Standard Deviation	≤ 0.001	0.0001	Passed

8.4 D₂ Background Compensation with Copper

Description: Verifies the instruments ability to compensate for Background absorption.

Parameter	Specification	Results	Pass/Fail
Standard Deviation	≤ 0.010	0.0084	Passed

8.5 AA-BG Baseline Noise with Copper

Description: Ensures that background correction does not produce excessive noise.

Parameter	Specification	Results	Pass/Fail
Standard Deviation	≤ 0.005	0.0004	Passed

8.6 AA-BG Baseline Noise with Arsenic

Description: Ensures that background correction does not produce excessive noise at a low wavelength.

Parameter	Specification	Results	Pass/Fail
Standard Deviation	≤ 0.005	0.0013	Passed

8.7 Flame Sensitivity

Description: Instrument Sensitivity checked against Copper standard.

Standard Copper Sensitivity	Specification	Results (Abs.)	Pass/Fail
5 mg/L Sensitivity SS Neb (if applicable)	> 0.250 Abs.	N/A	Not Applicable
2 mg/L Sensitivity HS Neb (if applicable)	> 0.250 Abs.	0.4241	Passed

9. After PM Performance tests [THGA]:

9.1 Furnace Gas Flows

Description: Ensures the flow rates are within specification.

Parameter	Specification	Test Results	Pass/Fail
Internal Flow Rate	250 mL/min \pm 25 mL/min	251	Passed
External Flow Rate	100 mL/min \pm 10 mL/min	102	Passed

9.2 Chromium Baseline Noise

Description: Signal to noise check.

Parameter	Specification	Results	Pass/Fail
Baseline Noise	≤ 0.005 Abs.	0.0008	Passed
Standard Deviation	≤ 0.005	0.0003	Passed

9.3 Chromium Characteristic Mass and Precision

Description: Calculate the characteristic mass using the characteristic mass tool and precision from the integrated absorbance values.

Parameter	Specification	Results	Pass/Fail
Cr m_0 Results	≤ 7.0 pg/0.0044 A-s	6.2	Passed
Precision	≤ 2.0 %	0.61	Passed

9.4 Copper Characteristic Mass and Zeeman Ratio

Description: Calculate the characteristic mass using the characteristic mass tool and check the Zeeman Ratio.

Parameter	Specification	Results	Pass/Fail
Cu m ₀ Result	≤ 16.5 pg/0.0044 A-s	13.6	Passed
Zeeman Ratio	0.52 ± 0.04	0.544	Passed

10. Review:

- ☒ Review with the customer PM work performed.
- ☒ Review with the customer routine maintenance procedures.
- ☒ Discuss recommended customer supplied materials to have on hand.
- ☒ Attach PM sticker.

Additional Comments

Additional Comments Regarding the PM

$$\begin{aligned}\text{Zeeman Ratio} &= \frac{\text{Atomic Signal (Peak area)}}{\text{Atomic Signal (Peak area)} + \text{Background Signal (Peak area)}} \\ &= \frac{0.1602}{0.2940} \\ &= 0.544\end{aligned}$$

Review

The preventive maintenance checks and if applicable performance tests for PinAAcle 900T have been completed.

This PinAAcle 900T Passes ☒ Fails ☐ the preventive maintenance.

Review of Preventive Maintenance:

Authorized PerkinElmer Representative:



Date:

04-Jan-2024

(DD-MMM-YYYY)

Authorized Customer Representative:

Date:

04-Jan-2024

(DD-MMM-YYYY)

MAINTENANCE REPORT AND CALIBRATION CERTIFICATE

ATOMIC ABSORPTION SPECTROPHOTOMETER MODEL

PinAAcle 900T

Customer :	S.P.S.Consulting Service Co.,Ltd	Date Tested:	July 4, 2024
Address :	7 Soi Phaholyothin 24 Paholyothin Road Jompol Chatuchak, Bangkok 10900	Recommendation Recertification	
User Name:	K.Phenpha Vipasthawatt	Period	6 Months
Phone:	083-9269252	Recertification Due:	January 4, 2025
Email:		Date Last Certified:	January 4, 2024
		Visit Number:	2 OF 2
		PerkinElmer Phone:	02-719-6420 ext 204
		PerkinElmer Fax:	02-318-5597

CONFIGURATION TESTED		
MODEL	SERIAL NUMBER	SOFTWARE
PinAAcle 900T	PTCS14111103	Wiblab V5.1
AS 900		
TEST STANDARD USED	PART NUMBER	EXPIRATION DATE
Copper	N9300183	APR 30 2025
GFAAS Mixed standard	N9300244	FEB 28 2025
MG0-042	N101-3000	
MG2-045	N101-3002	

MAINTENANCE REPORT AND CALIBRATION CERTIFICATE

ATOMIC ABSORPTION SPECTROPHOTOMETER MODEL

PinAAcle 900T

SERIAL NUMBER	PTCS14111103	DATE TESTED	July 4, 2024
1. INSTRUMENT CHECKS			
A. The Mirror and Lenses Condition			<input type="text" value="OK"/>
B. Grating Condition			<input type="text" value="OK"/>
C. Replace or Clean Dust Filter			<input type="text" value="OK"/>
D. Cleaning the Contact Cylinders			<input type="text" value="OK"/>
E. Cleaning the Furnace Windows			<input type="text" value="OK"/>
F. Cleaning the Burner Head			<input type="text" value="OK"/>
G. Cleaning the Nebulizer			<input type="text" value="OK"/>
H. Cleaning the Drain System			<input type="text" value="OK"/>
2. AUTOSAMPLE CHECK			
A. Sampling and Arm			<input type="text" value="OK"/>
B. Sampling & Rinse Pump			<input type="text" value="OK"/>
C. Sample Position & Clean			<input type="text" value="OK"/>
3. COOLING SYSTEM CHECKS			
A. Clean and Change Distill water			<input type="text" value="OK"/>
B. Themensor			<input type="text" value="OK"/>
4. FIAS CHECKS			
A. Pump and 5 Port Valve			<input type="text" value="N/A"/>
B. Chemifold and Tubing			<input type="text" value="N/A"/>
C. Power Supply			<input type="text" value="N/A"/>
D. Flow meter and Gas system			<input type="text" value="N/A"/>

MAINTENANCE REPORT AND CALIBRATION CERTIFICATE

ATOMIC ABSORPTION SPECTROPHOTOMETER MODEL

PinAAcle 900T

SERIAL NUMBER	PTCS14111103	DATE TESTED	July 4, 2024
PARAMETER		SPECIFICATION	ACTUAL VAULE
A. Flame Mode Tests			
1. Detector-Linearity with Barium (553.55 nm)			
Neutral Density Filter 0.2 :	0.2042	Abs. \pm 5%	0.1815 Abs.
Neutral Density Filter 1.0 :	0.9798	Abs. \pm 5%	1.0220 Abs.
2. Baseline Noise at 1 Abs with Barium (553.55 nm)			
(at an integration time of 0.5 seconds			
and 99 replicates)			
	SD \leq 0.010 Abs.		0.0016 Abs.
3. AA Baseline with Copper (Cu 324.75 nm)			
(at an integration time of 0.5 seconds			
and 99 replicates)			
	SD \leq 0.001 Abs.		0.0001 Abs.
4. D ₂ Background Compensation (Copper 324.75 nm)			
with Neutral Density Filter 1.0	Absorbance \leq 0.010 Abs		0.0079 Abs.
5. AA-BG Baseline Noise with Copper (324.75 nm)			
(at an integration time of 2.0 seconds			
and 99 replicates)			
	SD \leq 0.005 Abs.		0.0007 Abs.
6. AA-BG Baseline Noise with Arsenic (193.70 nm)			
(at an integration time of 2.0 seconds			
and 99 replicates)			
	SD \leq 0.005 Abs.		0.0024 Abs.

MAINTENANCE REPORT AND CALIBRATION CERTIFICATE

ATOMIC ABSORPTION SPECTROPHOTOMETER MODEL

PinAAcle 900T

SERIAL NUMBER	PTCS14111103	DATE TESTED	July 4, 2024
PARAMETER		SPECIFICATION	ACTUAL VAULE
7. Flame Interlock Shutdown			
		Shutdown correct?	<div>OK</div>
8. Flame Sensitivity with Copper (324.75 nm)			
(5 mg/L Cu Standard a read time of 10 seconds			
10 replicates, standard burner and Stainless stell nebulizer)			
		Sensitivity ≥ 0.250 Abs.	<u>0.3118</u> Abs.
(2 mg/L Cu Standard a read time of 10 seconds			
10 replicates, standard burner and High sensitivity nebulizer)			
		Sensitivity ≥ 0.250 Abs.	N/A Abs.

MAINTENANCE REPORT AND CALIBRATION CERTIFICATE

ATOMIC ABSORPTION SPECTROPHOTOMETER MODEL

PinAAcle 900T

SERIAL NUMBER	PTCS14111103	DATE TESTED	July 4, 2024
PARAMETER	SPECIFICATION	ACTUAL VAULE	
B. THGA Tests			
1. Furnace Gas Flows			
Internal Flow	250 ± 25 mL/min	250	mL/min
External Flow	100 ± 10 mL/min	100	mL/min
2. Chromium Baseline Noise (357.87 nm)			
(mesure 5 furnace dry firings without any sample)			
	Baseline ≤ 0.005 Int.Abs	0.0021	
	SD ≤ 0.005 Int.Abs	0.0004	Int.Abs.
3. Chromium Characteristic Mass(m ₀) and Precition (357.87 nm)			
(measure 5 furnace firing using 20 ul			
sample injections of 10 ug/L Cr standard)			
	m0 Results ≤ 7.0 pg/0.0044A-s	7	pg/0.0044A-s
	Precision ≤ 2.0%	1.32	%
4. Copper Characteristic Mass(m ₀) and Zeeman Ratio (324.75 nm)			
(measure 5 furnace firing using 20 ul			
sample injections of 25 ug/L Cu standard)			
	m0 Results ≤ 16.5 pg/0.0044A-s	14.4	pg/0.0044A-s
	Zeeman Ratio 0.52 + 0.04	0.559	

MAINTENANCE REPORT AND CALIBRATION CERTIFICATE

ATOMIC ABSORPTION SPECTROPHOTOMETER MODEL

PinAAcle 900T

SERIAL NUMBER PTCS14111103 **DATE TESTED** July 4, 2024

Remarks :

- Neutral Density Filter refer to data sheet

- Zeeman Ratio = $\frac{\text{Atomic Signal(peak area)}}{\text{Atomic Signal(peak area)+Background Signal(peak area)}}$

= 0.1491/0.1491+0.1176

0.559

This is to certify that the above tests have been performed and the configuration tested



meets



does not meet

the PerkinElmer Specifications listed on this certificate.

This certificate does not modify PerkinElmer's standard terms and condition of sale, including warranty terms.

Service Department PerkinElmer Ltd.

Customer Service Engineer:

(Wiphan Promlumda)

Service Engineer



MAINTENANCE AND TEST CERTIFICATE MODEL

OPTIMA 5300DV

Customer : <u>S.P.S.Consulting Service Co.,Ltd</u>	Date Tested: <u>January 4, 2024</u>	
	Recommendation Recertification	
Address : <u>7 Soi Phaholyothin 24</u>	Period <u>6</u> Months	
<u>Paholyothin Road</u>	Recertification Due: <u>July 4, 2024</u>	
<u>Jompol Chatuchak, Bangkok 1090</u>	Date Last Certified: <u>July 6, 2023</u>	
User Name: <u>K.Phenpha Vipasthawatt</u>	Visit Number: <u>2 of 2</u>	
Phone: <u>083-9269252</u>	PerkinElmer Phone: <u>02-719-6420 ext 206</u>	
Fax: <u>02-513-4221</u>	PerkinElmer Fax: <u>02-318-5597</u>	

CONFIGURATION TESTED		ACCESSORIES/COMPONENT NOT INCLUDED
MODEL	SERIAL NUMBER	
<u>OPTIMA 5300DV</u>	<u>077C7042401</u>	
TESTED EQUIPMENT	CALIBRATION NUMBER	EXPIRATION
<u>IPV Methods</u>		
TEST STANDARD USED	PART NUMBER	EXPIRATION DATE
<u>Multielement Standard</u>	<u>N069-1579</u>	<u>December 30, 2024</u>
<u>Wavecal Solution</u>	<u>N058-2152</u>	<u>March 30, 2024</u>
<u>VIS Wavecal solution</u>	<u>N930-2946</u>	<u>February 28, 2024</u>
<u>Instrument Cal. STD4</u>	<u>N930-0221</u>	<u>November 30, 2024</u>
CUSTOMER SUPPLIED	COMMENTS	CUSTOMER INITIALS
<u>2 % HNO3</u>		
<u>10 % HNO3</u>		



MAINTENANCE AND TEST CERTIFICATE MODEL

OPTIMA 5300DV

SERIAL NUMBER 077C7042401**DATE TESTED** January 4, 2024**1. MECHANICAL CHECKS**

A. Inspect and clean all fans and filters.

☐ OK

B. Inspect and replace as necessary, all torch components including the RF coil.

☐ OK

C. Inspect all tubing for sign of clacking or leaking.

☐ OK

D. Adjust water and gas pressure regulator settings.

☐ OK

E. Inspect and leak check pneumatics drawers.

☐ OK

F. Clean the exterior of the instrument.

☐ OK**2. OPTICAL CHECKS**

A. Inspect and clean all optical components.

☐ OK

B. As required, check and replace all purgefilters.

☐ OK

C. Recheck optical alignment.

☐ OK**3. COOLING SYSTEM CHECKS**

A. Perform preventive maintenance on chiller.

☐ OK

B. Flush out the chiller every year.

☐ N/A**4. PERFORMANCE CHECKS**

A. Torch View Alignment.

☐ OK

B. Wavelength Calibration.

☐ OK



MAINTENANCE AND TEST CERTIFICATE MODEL

OPTIMA 5300DV

SERIAL NUMBER : 077C7042401
DATE TESTED : January 4, 2024

PARAMETER		SPECIFICATION		FINAL VALUE	
Spectral Resolution : UV	As	193.696 nm	≤ 0.007	<u>0.00529</u>	
	Ni	231.604 nm	≤ 0.008	<u>0.00672</u>	
	Ni	341.476 nm	≤ 0.012	<u>0.00793</u>	
Spectral Resolution : VIS	La	408.672 nm	≤ 0.020	<u>0.01588</u>	
	Ba	455.403 nm	≤ 0.025	<u>0.02280</u>	
Precision					
	As	193.656 nm	% RSD < 1.0	<u>0.92</u>	%
	Zn	213.856 nm	% RSD < 1.0	<u>0.95</u>	%
	Mn	257.610 nm	% RSD < 1.0	<u>0.75</u>	%
	La	379.478 nm	% RSD < 1.0	<u>0.44</u>	%
	Ba	455.403 nm	% RSD < 1.0	<u>0.46</u>	%
	Ba	493.408 nm	% RSD < 1.0	<u>0.37</u>	%
Detection Limits : Axial	Tl	190.080 nm	3(sd)	<u>19.99</u>	ppb
	As	193.696 nm	3(sd)	<u>26.66</u>	ppb
	Pb	220.353 nm	3(sd)	<u>1.81</u>	ppb
Detection Limits : Radial	As	193.696 nm	3(sd)	<u>38.21</u>	ppb
	Zn	213.856 nm	3(sd)	<u>2.48</u>	ppb
	Mn	257.610 nm	3(sd)	<u>0.59</u>	ppb
	La	379.478 nm	3(sd)	<u>5.52</u>	ppb
	Ba	455.403 nm	3(sd)	<u>0.13</u>	ppb
	Ba	493.408 nm	3(sd)	<u>1.08</u>	ppb
BEC : Axial (IB X 500)/(IS-IB)	Cd	226.502 nm	≤ 150 ppb	<u>141.47</u>	
BEC : Radial (IB X 1000)/(IS-IB)	Mn	257.610 nm	≤ 45 ppb	<u>29.04</u>	



MAINTENANCE AND TEST CERTIFICATE MODEL

OPTIMA 5300DV

SERIAL NUMBER 077C7042401**DATE TESTED** January 4, 2024**Remarks :**

Commissioning follow as commissioning performance sheets.

This is to certify that the above tests have been performed and the configuration tested



meets



does not meet

the PerkinElmer Specifications listed on this certificate.

This certificate does not modify PerkinElmer's standard terms and condition of sale,
including warranty terms.

Service Department PerkinElmer Ltd.

Authorized Representative:

(Mr. Wiphan Promlumda)

Service Engineer



MAINTENANCE AND TEST CERTIFICATE MODEL

OPTIMA 5300DV

Customer : <u>S.P.S.Consulting Service Co.,Ltd</u>	Date Tested: <u>July 4, 2024</u>	
	Recommendation Recertification	
Address : <u>7 Soi Phaholyothin 24</u>	Period <u>6</u> Months	
<u>Paholyothin Road</u>	Recertification Due: <u>January 4, 2025</u>	
<u>Jompol Chatuchak, Bangkok 1090</u>	Date Last Certified: <u>January 4, 2024</u>	
User Name: <u>K.Phenpha Vipasthawatt</u>	Visit Number: <u>1 of 2</u>	
Phone: <u>083-9269252</u>	PerkinElmer Phone: <u>02-719-6420 ext 206</u>	
Fax: <u>02-513-4221</u>	PerkinElmer Fax: <u>02-318-5597</u>	

CONFIGURATION TESTED		ACCESSORIES/COMPONENT NOT INCLUDED
MODEL	SERIAL NUMBER	
<u>OPTIMA 5300DV</u>	<u>077C7042401</u>	
TESTED EQUIPMENT	CALIBRATION NUMBER	EXPIRATION
<u>IPV Methods</u>		
TEST STANDARD USED	PART NUMBER	EXPIRATION DATE
<u>Multielement Standard</u>	<u>N069-1579</u>	<u>December 30, 2024</u>
<u>Wavecal Solution</u>	<u>N058-2152</u>	<u>September 30, 2024</u>
<u>VIS Wavecal solution</u>	<u>N930-2946</u>	<u>January 30, 2025</u>
<u>Instrument Cal. STD4</u>	<u>N930-0221</u>	<u>November 30, 2024</u>
CUSTOMER SUPPLIED	COMMENTS	CUSTOMER INITIALS
<u>2 % HNO3</u>		
<u>10 % HNO3</u>		



MAINTENANCE AND TEST CERTIFICATE MODEL

OPTIMA 5300DV

SERIAL NUMBER 077C7042401**DATE TESTED** July 4, 2024**1. MECHANICAL CHECKS**

A. Inspect and clean all fans and filters.

☐ OK

B. Inspect and replace as necessary, all torch components including the RF coil.

☐ OK

C. Inspect all tubing for sign of clacking or leaking.

☐ OK

D. Adjust water and gas pressure regulator settings.

☐ OK

E. Inspect and leak check pneumatics drawers.

☐ OK

F. Clean the exterior of the instrument.

☐ OK**2. OPTICAL CHECKS**

A. Inspect and clean all optical components.

☐ OK

B. As required, check and replace all purgefilters.

☐ OK

C. Recheck optical alignment.

☐ OK**3. COOLING SYSTEM CHECKS**

A. Perform preventive maintenance on chiller.

☐ OK

B. Flush out the chiller every year.

☐ N/A**4. PERFORMANCE CHECKS**

A. Torch View Alignment.

☐ OK

B. Wavelength Calibration.

☐ OK



MAINTENANCE AND TEST CERTIFICATE MODEL

OPTIMA 5300DV

SERIAL NUMBER : 077C7042401
DATE TESTED : July 4, 2024

PARAMETER		SPECIFICATION		FINAL VALUE	
Spectral Resolution : UV	As	193.696 nm	≤ 0.007	<u>0.00550</u>	
	Ni	231.604 nm	≤ 0.008	<u>0.00714</u>	
	Ni	341.476 nm	≤ 0.012	<u>0.00790</u>	
Spectral Resolution : VIS	La	408.672 nm	≤ 0.020	<u>0.01655</u>	
	Ba	455.403 nm	≤ 0.025	<u>0.02391</u>	
Precision					
	As	193.656 nm	% RSD < 1.0	<u>0.72</u>	%
	Zn	213.856 nm	% RSD < 1.0	<u>0.66</u>	%
	Mn	257.610 nm	% RSD < 1.0	<u>0.30</u>	%
	La	379.478 nm	% RSD < 1.0	<u>0.98</u>	%
	Ba	455.403 nm	% RSD < 1.0	<u>0.95</u>	%
	Ba	493.408 nm	% RSD < 1.0	<u>0.78</u>	%
Detection Limits : Axial	Tl	190.080 nm	3(sd)	<u>6.22</u>	ppb
	As	193.696 nm	3(sd)	<u>6.44</u>	ppb
	Pb	220.353 nm	3(sd)	<u>2.06</u>	ppb
Detection Limits : Radial	As	193.696 nm	3(sd)	<u>78.26</u>	ppb
	Zn	213.856 nm	3(sd)	<u>2.07</u>	ppb
	Mn	257.610 nm	3(sd)	<u>0.52</u>	ppb
	La	379.478 nm	3(sd)	<u>2.63</u>	ppb
	Ba	455.403 nm	3(sd)	<u>0.08</u>	ppb
	Ba	493.408 nm	3(sd)	<u>0.75</u>	ppb
BEC : Axial (IB X 500)/(IS-IB)	Cd	226.502 nm	≤ 150 ppb	<u>64.72</u>	
BEC : Radial (IB X 1000)/(IS-IB)	Mn	257.610 nm	≤ 45 ppb	<u>15.04</u>	



MAINTENANCE AND TEST CERTIFICATE MODEL

OPTIMA 5300DV

SERIAL NUMBER 077C7042401**DATE TESTED** July 4, 2024**Remarks :**

Commissioning follow as commissioning performance sheets.

This is to certify that the above tests have been performed and the configuration tested



meets



does not meet

the PerkinElmer Specifications listed on this certificate.

This certificate does not modify PerkinElmer's standard terms and condition of sale, including warranty terms.

Service Department PerkinElmer Ltd.

Authorized Representative:

(Wiphan Promlumda)

Service Engineer

กากตะกอนหม้อกรอง



QUALITY CALIBRATION CO.,LTD.

235 Petchkasem 63/2 Road, Laksong, Bangkae, Bangkok 10160

Tel (662) 421-5402, (662) 444-0152-3, Fax (662) 809-4584



NSC-TISI-TIS17025
CALIBRATION 0049

CERTIFICATE No : 23E8494

REFERENCE No : 70413-1

PAGE : 1 OF 3

Certificate of Calibration

EQUIPMENT : pH METER

MANUFACTURER : HANNA

MODEL : HI 3512

SERIAL No : TH118035

ID No : pH04/56

CONDITION AS RECEIVED : USED ITEM

SUBMITTED BY : S.P.S. CONSULTING SERVICE CO., LTD.
7 SOI PHAHOLYOTHIN 24, PHAHOLYOTHIN RD.,
JOMPOL, CHATUCHAK, BANGKOK 10900

CALIBRATED BY : ATSAWIN Y.

CALIBRATION DATE : 06-Sep-23

APPROVED BY : 
PONGSAK J.

ISSUED DATE : 06-Sep-23

RECEIVED DATE : 31-Aug-23

THIS CERTIFICATE MAY NOT BE REPRODUCED OTHER THAN IN FULL EXCEPT WITH THE PRIOR WRITTEN APPROVAL OF
QUALITY CALIBRATION CO., LTD.



QUALITY CALIBRATION CO.,LTD.

235 Petchkasem 63/2 Road, Laksong, Bangkae, Bangkok 10160

Tel (662) 421-5402, (662) 444-0152-3, Fax (662) 809-4584

CERTIFICATE No : 23E8494

PAGE : 2 OF 3

Calibration Report

EQUIPMENT : pH METER
MANUFACTURER : HANNA
ID No : pH04/56
RECEIVED DATE : 31-Aug-23
AMBIENT TEMPERATURE : 23 ° C ± 3 ° C
MODEL : HI 3512
SERIAL NUMBER : TH118035
CALIBRATION DATE : 06-Sep-23
RELATIVE HUMIDITY : 50 % RH ± 10% RH

CONDITION OF THIS RESULTS OF CALIBRATION

1. THIS INSTRUMENT WAS CALIBRATED BY DIRECT MEASUREMENT METHOD BASED ON WI-TQ-062 AND WI-TQ-063. THE DISPLAY UNIT WAS TESTED BY GENERATING STANDARD VOLTAGE TO THE UNIT AND READ THE VALUE COMPARED WITH CALCULATED VALUE. THE DISPLAY AND ELECTRODE WAS CALIBRATED BY USING STANDARD pH BUFFER
2. REFERENCE STANDARD INSTRUMENTS :-

INSTRUMENT	MODEL	SERIAL No/ LOT No	CERTIFICATE No	DUE DATE
1) pH STANDARD SOLUTION	00651-06	CC767907	4880-13836406	29-Dec-24
2) pH STANDARD SOLUTION	00651-08	CC765602	4881-13757019	18-Nov-24
3) pH STANDARD SOLUTION	00651-10	CC767180	4882-13813369	14-Dec-24
4) PROCESS CALIBRATOR	CA150	91S6079	23E1312	19-Apr-24
5) BATH	260014	1247 48074	22T9870	13-Sep-23
6) THERMOMETER WITH PROBE	421504	55000379	22T9904	13-Sep-23

3. THE CERTIFICATE IS VALID FOR THE ITEM CALIBRATED AS SHOWN ON THE DATE AND PLACE OF CALIBRATION ONLY.
4. THIS RESULT EXCLUDE LONG TERM STABILITY OF THE UNIT UNDER CALIBRATION.
5. THIS CERTIFICATE IS TRACEABLE TO SI UNIT MAINTAINED AT :-
 - NATIONAL INSTITUTE OF STANDARD AND TECHNOLOGY, USA.
 - NATIONAL INSTITUTE OF METROLOGY (THAILAND)

RESULT OF CALIBRATION : ADJUSTMENT

1. DISPLAY UNIT ONLY

SLOPE FACTOR $k = 2.303 RT/F = 59 \text{ mV/pH}$

mV APPLIED	UUC READING (mV)	CORRECTION (mV)	UUC READING (pH)	UNCERTAINTY OF MEASUREMENT (± mV)	COVERAGE FACTOR k
414.11	414.6	-0.49	-0.290	0.15	2.00
354.95	355.4	-0.45	0.741	0.15	2.00
295.80	296.3	-0.50	1.773	0.15	2.00
236.64	237.1	-0.46	2.804	0.15	2.00
177.48	177.9	-0.42	3.835	0.15	2.00
118.32	118.7	-0.38	4.867	0.15	2.00
59.16	59.6	-0.44	5.898	0.15	2.00
0.00	0.4	-0.40	6.930	0.15	2.00
-59.16	-58.8	-0.36	7.961	0.15	2.00
-118.32	-117.9	-0.42	8.992	0.15	2.00
-177.48	-177.1	-0.38	10.024	0.15	2.00
-236.64	-236.3	-0.34	11.055	0.15	2.00
-295.80	-295.5	-0.30	12.087	0.15	2.00
-354.95	-354.6	-0.35	13.118	0.15	2.00
-414.11	-413.8	-0.31	14.149	0.15	2.00



QUALITY CALIBRATION CO.,LTD.

235 Petchkasem 63/2 Road, Laksong, Bangkae, Bangkok 10160

Tel (662) 421-5402, (662) 444-0152-3, Fax (662) 809-4584

CERTIFICATE No : 23E8494

PAGE : 3 OF 3

Calibration Report

RESULT OF CALIBRATION (CONTINUE) :

2. DISPLAY UNIT WITH pH ELECTRODE S/N: 09081C6M

STANDARD pH BUFFER SOLUTION (pH)	UUC READING (pH)	CORRECTION (pH)	VALUE BEFORE ADJUSTMENT	UNCERTAINTY OF MEASUREMENT (\pm pH)	COVERAGE FACTOR k
4.006	4.006	0.000	4.015	0.012	2.00
7.000	7.000	0.000	6.914	0.012	2.00
10.008	10.010	-0.002	9.996	0.014	2.00

3. DISPLAY UNIT WITH TEMPERATURE

STANDARD READING ($^{\circ}$ C)	UUC READING ($^{\circ}$ C)	CORRECTION ($^{\circ}$ C)	VALUE BEFORE ADJUSTMENT	UNCERTAINTY OF MEASUREMENT (\pm $^{\circ}$ C)	COVERAGE FACTOR k
25.005	25.0	0.005	---	0.0085	2.00


4. PERCENT SLOPE 100%


UUC : UNIT UNDER CALIBRATION

THE REPORTED UNCERTAINTY OF MEASUREMENT WAS BASED ON A STANDARD UNCERTAINTY MULTIPLIED BY A COVERAGE FACTOR k, PROVIDING A LEVEL OF CONFIDENCE APPROXIMATELY 95%.

END OF CALIBRATION REPORT

PinAAcle 900T Preventive Maintenance (PM)

Company Name:	S.P.S. Consulting Service Co.,Ltd.		
Address (Instrument Location):	7, Soi Phaholyothin 24, Phaholyothin Road , Ladyao, Khet Jatujak,Bangkok, 		
Serial Number:	PTCS14111103	PM Number:	1OF2
Customer Name (if applicable):	K PHENPA	Telephone Number:	
Customer Support Engineer Name:	WIPHAN	Service Order Number:	WO-02602325
Date PM Performed: (DD-MMM-YYYY)	04-Jan-2024	Next PM Due Date: (DD-MMM-YYYY)	04-Jul-2024
Standard Labor Hours to Complete PM :		5 hours	

Part Number	Release	Publication Date	
09370143 Rev.8	A	January 2018	

Scope

The purpose of this PM is to ensure the continued functionality of the PinAAcle 900T by inspecting and replacing any worn or damaged parts. This service should only be performed by a trained representative of PerkinElmer.

The customer should save their method before the PM begins.

General Instructions:

The customer must provide the engineer operational data to demonstrate recent instrument performance prior to starting the PM. Always check with the customer before making any changes that may affect the customer's analysis or calibration, including a current back-up of system software and/or data files. The completed document should be signed by an authorized PerkinElmer and customer representative and left with the customer. Update the PM sticker and instrument logbook as required.

Copyright Information

This document contains proprietary information that is protected by copyright. All rights are reserved. No part of this publication may be reproduced in any form whatsoever or translated into any language without the prior, written permission of PerkinElmer, Inc. **Copyright © 2013 PerkinElmer, Inc.**

Trademarks

Registered names, trademarks, etc. used in this document, even when not specifically marked as such, are protected by law. PerkinElmer is a registered trademark of PerkinElmer, Inc. All other trademarks and registered trademarks not owned by PerkinElmer, Inc. or its subsidiaries that are depicted herein are the property of their respective owners.

Except as specifically set forth in its terms and conditions of sale, PerkinElmer makes no Warranty of any kind with regard to this document, including, but not limited to, the implied warranties of merchantability and fitness for a particular purpose.

PerkinElmer shall not be liable for incidental or consequential damages in connection with the furnishing or use of this document.

Component List

Component / Specific Model	Serial #	Configuration Notes

Parts Lists

Parts Included with the PM		
Part Number (if applicable)	Description	Quantity
B0501696	Fan Filters	1
B3002013	THGA Contact Cylinders	1
B3141064	Glycerol for THGA Cooling	N/A
N3160156	O-Ring Kits for Sampling Introduction (Stainless Steels Nebulizer)	N/A
N3160157	O-Ring Kits for Sampling Introduction (Plastic Nebulizer)	1
N9301714	Replacement Acetylene Filter Cartridge	1
TH001022	Replacement Air Filter Cartridge	1

Additional Reagents and Standards Required for PM				
Part Number (if applicable)	Description	Quality	Batch/Lot #	Expired Date (MM/YY)
N9300183	1000 mg/L Copper Standard	AR	26-87CYUY1	30-Jan-2024
N9300244	GFAAS Mixed Standard	AR	58-142CRY1	30-Oct-2024

Additional Reagents and Standards Required for PM (Customer Support Solution)				
Part Number (if applicable)	Description	Quantity	Batch/Lot #	Expiration Date (MM/YY)
N/A	DI Water	250 ml.	AR	AR
N/A	0.5% HNO ₃	250 ml.	AR	AR

Additional Tools Required for PM			
Part Number (if applicable)	Description	Quantity	Serial #
N1013000	0.2A Neutral density filter	1	MG0-252
N1013002	1.0A Neutral density filter	1	MG2-358
B3100652 Or N9307029	Electronic Flow Meter	1	N/A
B0505495	Test Jig	1	N/A
03030997	System 2 EDL Driver	1	03030997
N3050605	As System 2 EDL	1	16148
N3050121	Cu Lumina HCL	1	092216-010130
N3050109	Ba Lumina HCL	1	1-2416--040160
N3050139	K Lumina HCL	1	110716-010060
N3050152	Ni Lumina HCL	1	100516-030190
N3050119	Cr Lumina HCL	1	091911-020150

Procedure Checklist

Use (✓) to check off those steps in the checklist that have been completed.

1. General:

- ✓ Review the instrument performance with the customer and document any recent problems.
- ✓ Inspect the customer log book and make any appropriate PM entries.
- ✓ Perform general inspection of system for cleanliness.

2. PC Instrument Software:

- ✓ Instrument Software user files/databases archived, packed, and/or deleted as needed.

3. Mechanical:

- ✓ Inspect and clean all fans and filters. Replace filters if necessary
- ☐ Inspect all gas and water lines for leaks and/or wear. Replace if needed. Thoroughly inspect all quick connects. Replace the Y connector, P/N 09921079, if needed.
- ✓ Clean exterior of the instrument.

3.1 Flame Technique

- ✓ Inspect the burner head, burner chamber, and nebulizer. Clean if needed as stated in the Hardware Guide.
- ✓ Check burner head dimensions with the feeler gauge as stated in the Hardware Guide in the Maintenance chapter section on cleaning the burner head and checking sloth width. Replace if out of specification
- ✓ Check the condition of the end cap, burner head, and nebulizer O-rings. Replace if necessary.
- ✓ Check the drain system for signs of wear. Replace worn or damaged parts.
- ✓ Visually check for proper flame conditions when igniting the Air-C₂H₂ and N₂O-C₂H₂ flames (if applicable).

3.2 THGA Technique

- ✓ Inspect the pole pieces and clean where the pole pieces contact the furnace. Replace the pole piece p-rings as needed, P/N's B0501018 & B0501250. Grease the O-rings as needed with Apiezon L grease, P/N 09905148
- ✓ Inspect the four insulation pads on the front contact housing of the THGA in furnace. If the pads are missing replace the THGA furnace or replace the insulator pads on the furnace.
- ✓ Inspect the graphite tube and clean the contact cylinders. Replace if necessary.
- ✓ Check internal and external gas flows with the Electronic Gas Flow Meter and the Gas Flow Test Probe as described in the Service Manual. Correct if necessary.
- ✓ Check furnace open/close function.
- ✓ Verify the operation of the GFTV Camera for proper operation and viewing alignment in the furnace camera Tube View window. Align if needed.
- ✓ Check the operation of the Halogen Light ASSY for the GFTV Camera. Replace if needed.
- ✓ Check the water level/quality in the recirculation (if applicable). Add distilled water if necessary.
- ✓ Check the cooling system fluid flow rate with the FCS In-Line Flow Meter for proper levels if needed. Refer to SDB# COSY008.STN

- ✓ Perform Cooling System maintenance if needed per SDB# COSY005.STN.
- ✓ Check auto sampler operation.
- ✓ Perform an auto sampler check valve test as described in the Service Manual.
- ✓ Lubricate the spindles of the auto sampler pumps and all moving parts of the tray mechanics as described in the Service Manual.
- ✓ Inspect the auto sampler sampling capillary as described in the Service Manual. Replace if necessary.

4. Electrical:

- ✓ Inspect PC boards. Clean if necessary.
- ✓ Carefully check all internal and external cable connections.
- ✓ Check instrument firmware revisions upgrade to current levels (if necessary)
- ✓ Run Diagnostics Test within the Advanced function of the Spectrometer page. Check the results in the service log folder in the Spectrometer BM Log Viewer.

5. Optics:

- ✓ Inspect and clean the sample compartment windows, if needed.
- ✓ Inspect and clean the furnace windows, if needed.
- ✓ Inspect and clean the GFTV camera lens, if needed.
- ✓ Inspect optics. Clean or replace if necessary,

6. Gasses:

- ☐ Verify that the Gasses supplied to the instrument are within the pressure and purity specifications found in the PinAAcle 900 Series Pre-installation Checklist SDB.
- ☐ Verify that the air filter element is dry. Replace if necessary.

7. Flame Interlock Check:

Description: Check to ensure that all safety interlocks are closed.

Parameter	Specification	Test Results	Pass/Fail
Flame Sensor	Air/C ₂ H ₂ Flame correctly shuts down	Active	Passed
Drain Sensor	Air/C ₂ H ₂ Flame correctly shuts down	Active	Passed
Nebulizer Sensor	Air/C ₂ H ₂ Flame correctly shuts down	Active	Passed
C ₂ H ₂ Pressure Sensor	Air/C ₂ H ₂ Flame correctly shuts down	Active	Passed
Air Pressure Sensor	Air/C ₂ H ₂ Flame correctly shuts down	Active	Passed
Burner Head Sensor	Choosing Nitrous Oxide as the oxidant should trigger an interlock shuts down	Active	Passed

8. After PM Performance tests [Flame]:

8.1 Detector Linearity with Barium

Description: Ensures that the detector is linear in the Visible Range.

Parameter	Specification	Certificate Value at 553.6 nm (Abs.)	Test Results	Pass/Fail
1.0 A ND Filter	± 5% from Cert.		0.1789	Passed
0.2 A ND Filter	± 5% from Cert.		1.0186	Passed

8.2 Baseline Noise at 1.0 Absorbance with Barium

Description: Ensures that a high absorbance will not produce excessive noise.

Parameter	Specification	Results	Pass/Fail
Standard Deviation	≤ 0.010	0.0017	Passed

8.3 AA Baseline Noise with Copper

Description: Check baseline noise.

Parameter	Specification	Results	Pass/Fail
Standard Deviation	≤ 0.001	0.0001	Passed

8.4 D₂ Background Compensation with Copper

Description: Verifies the instruments ability to compensate for Background absorption.

Parameter	Specification	Results	Pass/Fail
Standard Deviation	≤ 0.010	0.0084	Passed

8.5 AA-BG Baseline Noise with Copper

Description: Ensures that background correction does not produce excessive noise.

Parameter	Specification	Results	Pass/Fail
Standard Deviation	≤ 0.005	0.0004	Passed

8.6 AA-BG Baseline Noise with Arsenic

Description: Ensures that background correction does not produce excessive noise at a low wavelength.

Parameter	Specification	Results	Pass/Fail
Standard Deviation	≤ 0.005	0.0013	Passed

8.7 Flame Sensitivity

Description: Instrument Sensitivity checked against Copper standard.

Standard Copper Sensitivity	Specification	Results (Abs.)	Pass/Fail
5 mg/L Sensitivity SS Neb (if applicable)	> 0.250 Abs.	N/A	Not Applicable
2 mg/L Sensitivity HS Neb (if applicable)	> 0.250 Abs.	0.4241	Passed

9. After PM Performance tests [THGA]:

9.1 Furnace Gas Flows

Description: Ensures the flow rates are within specification.

Parameter	Specification	Test Results	Pass/Fail
Internal Flow Rate	250 mL/min \pm 25 mL/min	251	Passed
External Flow Rate	100 mL/min \pm 10 mL/min	102	Passed

9.2 Chromium Baseline Noise

Description: Signal to noise check.

Parameter	Specification	Results	Pass/Fail
Baseline Noise	≤ 0.005 Abs.	0.0008	Passed
Standard Deviation	≤ 0.005	0.0003	Passed

9.3 Chromium Characteristic Mass and Precision

Description: Calculate the characteristic mass using the characteristic mass tool and precision from the integrated absorbance values.

Parameter	Specification	Results	Pass/Fail
Cr m_0 Results	≤ 7.0 pg/0.0044 A-s	6.2	Passed
Precision	≤ 2.0 %	0.61	Passed

9.4 Copper Characteristic Mass and Zeeman Ratio

Description: Calculate the characteristic mass using the characteristic mass tool and check the Zeeman Ratio.

Parameter	Specification	Results	Pass/Fail
Cu m ₀ Result	≤ 16.5 pg/0.0044 A-s	13.6	Passed
Zeeman Ratio	0.52 ± 0.04	0.544	Passed

10. Review:

- ☒ Review with the customer PM work performed.
- ☒ Review with the customer routine maintenance procedures.
- ☒ Discuss recommended customer supplied materials to have on hand.
- ☒ Attach PM sticker.

Additional Comments

Additional Comments Regarding the PM	
Zeeman Ratio	$= \frac{\text{Atomic Signal (Peak area)}}{\text{Atomic Signal (Peak area)} + \text{Background Signal (Peak area)}}$ $= \frac{0.1602}{0.2940}$ $= 0.544$

Review

<i>The preventive maintenance checks and if applicable performance tests for PinAAcle 900T have been completed.</i>	
<i>This PinAAcle 900T Passes <input checked="" type="checkbox"/> Fails <input type="checkbox"/> the preventive maintenance.</i>	
Review of Preventive Maintenance:	
Authorized PerkinElmer Representative: 	Date: 04-Jan-2024 <small>(DD-MMM-YYYY)</small>
Authorized Customer Representative:	Date: 04-Jan-2024 <small>(DD-MMM-YYYY)</small>



MAINTENANCE AND TEST CERTIFICATE MODEL

OPTIMA 5300DV

Customer : <u>S.P.S.Consulting Service Co.,Ltd</u>	Date Tested: <u>January 4, 2024</u>	
	Recommendation Recertification	
Address : <u>7 Soi Phaholyothin 24</u>	Period <u>6</u> Months	
<u>Paholyothin Road</u>	Recertification Due: <u>July 4, 2024</u>	
<u>Jompol Chatuchak, Bangkok 1090</u>	Date Last Certified: <u>July 6, 2023</u>	
User Name: <u>K.Phenpha Vipasthawatt</u>	Visit Number: <u>2 of 2</u>	
Phone: <u>083-9269252</u>	PerkinElmer Phone: <u>02-719-6420 ext 206</u>	
Fax: <u>02-513-4221</u>	PerkinElmer Fax: <u>02-318-5597</u>	

CONFIGURATION TESTED		ACCESSORIES/COMPONENT NOT INCLUDED
MODEL	SERIAL NUMBER	
<u>OPTIMA 5300DV</u>	<u>077C7042401</u>	
TESTED EQUIPMENT	CALIBRATION NUMBER	EXPIRATION
<u>IPV Methods</u>		
TEST STANDARD USED	PART NUMBER	EXPIRATION DATE
<u>Multielement Standard</u>	<u>N069-1579</u>	<u>December 30, 2024</u>
<u>Wavecal Solution</u>	<u>N058-2152</u>	<u>March 30, 2024</u>
<u>VIS Wavecal solution</u>	<u>N930-2946</u>	<u>February 28, 2024</u>
<u>Instrument Cal. STD4</u>	<u>N930-0221</u>	<u>November 30, 2024</u>
CUSTOMER SUPPLIED	COMMENTS	CUSTOMER INITIALS
<u>2 % HNO3</u>		
<u>10 % HNO3</u>		



MAINTENANCE AND TEST CERTIFICATE MODEL

OPTIMA 5300DV

SERIAL NUMBER 077C7042401**DATE TESTED** January 4, 2024**1. MECHANICAL CHECKS**

A. Inspect and clean all fans and filters.

☐ OK

B. Inspect and replace as necessary, all torch components including the RF coil.

☐ OK

C. Inspect all tubing for sign of clacking or leaking.

☐ OK

D. Adjust water and gas pressure regulator settings.

☐ OK

E. Inspect and leak check pneumatics drawers.

☐ OK

F. Clean the exterior of the instrument.

☐ OK**2. OPTICAL CHECKS**

A. Inspect and clean all optical components.

☐ OK

B. As required, check and replace all purgefilters.

☐ OK

C. Recheck optical alignment.

☐ OK**3. COOLING SYSTEM CHECKS**

A. Perform preventive maintenance on chiller.

☐ OK

B. Flush out the chiller every year.

☐ N/A**4. PERFORMANCE CHECKS**

A. Torch View Alignment.

☐ OK

B. Wavelength Calibration.

☐ OK



MAINTENANCE AND TEST CERTIFICATE MODEL

OPTIMA 5300DV

SERIAL NUMBER : 077C7042401
DATE TESTED : January 4, 2024

PARAMETER		SPECIFICATION		FINAL VALUE	
Spectral Resolution : UV	As 193.696 nm	≤ 0.007		0.00529	
	Ni 231.604 nm	≤ 0.008		0.00672	
	Ni 341.476 nm	≤ 0.012		0.00793	
Spectral Resolution : VIS	La 408.672 nm	≤ 0.020		0.01588	
	Ba 455.403 nm	≤ 0.025		0.02280	
Precision					
	As 193.656 nm	% RSD	< 1.0	0.92	%
	Zn 213.856 nm	% RSD	< 1.0	0.95	%
	Mn 257.610 nm	% RSD	< 1.0	0.75	%
	La 379.478 nm	% RSD	< 1.0	0.44	%
	Ba 455.403 nm	% RSD	< 1.0	0.46	%
	Ba 493.408 nm	% RSD	< 1.0	0.37	%
Detection Limits : Axial	Tl 190.080 nm	3(sd)		19.99	ppb
	As 193.696 nm	3(sd)		26.66	ppb
	Pb 220.353 nm	3(sd)		1.81	ppb
Detection Limits : Radial	As 193.696 nm	3(sd)		38.21	ppb
	Zn 213.856 nm	3(sd)		2.48	ppb
	Mn 257.610 nm	3(sd)		0.59	ppb
	La 379.478 nm	3(sd)		5.52	ppb
	Ba 455.403 nm	3(sd)		0.13	ppb
	Ba 493.408 nm	3(sd)		1.08	ppb
BEC : Axial (IB X 500)/(IS-IB)	Cd 226.502 nm	≤ 150 ppb		141.47	
BEC : Radial (IB X 1000)/(IS-IB)	Mn 257.610 nm	≤ 45 ppb		29.04	



MAINTENANCE AND TEST CERTIFICATE MODEL

OPTIMA 5300DV

SERIAL NUMBER 077C7042401**DATE TESTED** January 4, 2024**Remarks :**

Commissioning follow as commissioning performance sheets.

This is to certify that the above tests have been performed and the configuration tested



meets



does not meet

the PerkinElmer Specifications listed on this certificate.

This certificate does not modify PerkinElmer's standard terms and condition of sale,
including warranty terms.

Service Department PerkinElmer Ltd.

Authorized Representative:

(Mr. Wiphan Promlumda)

Service Engineer