

## ภาคผนวก จ

---

เอกสารสอบเทียบเครื่องมือที่ใช้ในการตรวจวิเคราะห์  
(Calibration)



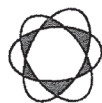
Thai Environmental Technic Limited  
บริษัท เทคโนโลยีสิ่งแวดล้อมไทย จำกัด

ตารางการสอบเทียบเครื่องมือที่ใช้ในการตรวจวัดและวิเคราะห์

Item	Description	Parameter	List of Equipment	Equipment No.	Calibration Date	Next Calibration
1.	Ambient Air	TSP	ORIFICE TRANSFER STANDARD/Tisch	S/N 0068	21/09/2022	September 2023
			High Volume Air Sampler/TET	S/N TSP-28	13/07/2023	July 2024
			High Volume Air Sampler/TET	S/N TSP-25	04/07/2023	July 2024
			High Volume Air Sampler/TET	S/N TSP-24	05/07/2023	July 2024
			Electronic Balance/METTLER TOLEDO	S/N 1116392227	11/04/2023	April 2024
		PM-10	ORIFICE TRANSFER STANDARD/Tisch	S/N 0068	21/09/2022	September 2023
			High Volume Air Sampler/TET	S/N PM10-19	13/07/2023	July 2024
			High Volume Air Sampler/TET	S/N PM10-18	05/07/2023	July 2024
			High Volume Air Sampler/TET	S/N PM10-26	11/07/2023	July 2024
			Electronic Balance/METTLER TOLEDO	S/N 1116392227	11/04/2023	April 2024
		PM-2.5	CERTIFICATE OF CALIBRATION/Mesa Lab	S/N 172508	29/09/2023	September 2024
			PM2.5/PQ200	S/N 72615	09/05/2023	May 2024
			PM2.5/PQ200	S/N 72614	09/05/2023	May 2024
			PM2.5/PQ200	S/N 72477	08/05/2023	May 2024
			Electronic Balance/METTLER TOLEDO	S/N 1116392227	11/04/2023	April 2024
		NO <sub>2</sub>	CERTIFICATE OF ANALYSIS : Linde	S/N A009175K	05/07/2023	July 2026
			NO <sub>x</sub> Analyzer/Teledyne T200	S/N 5154	09/11/2023	May 2024
			NO <sub>x</sub> Analyzer/API 200E	S/N 1732	09/11/2023	May 2024
			NO <sub>x</sub> Analyzer/API 200E	S/N 737	10/11/2023	May 2024
			CERTIFICATE OF ANALYSIS : Linde	S/N D636157	18/09/2023	September 2027
	SO <sub>2</sub>		SO <sub>2</sub> Analyzer/Thermo 43C	S/N 43C55175302	06/11/2023	May 2024
			SO <sub>2</sub> Analyzer/API 100 A	S/N 856	06/11/2023	May 2024
			SO <sub>2</sub> Analyzer/Thermo 43C	S/N 436-TL-67266366	06/11/2023	May 2024
			Wind speed and wind direction/weather Wizard II	S/N W21110A55	16/01/2023	January 2024
			Wind speed and wind direction/weather Wizard III	S/N WC21014A92	16/01/2023	January 2024
	WS & WD		Wind speed and wind direction/weather Wizard III	S/N WE00405A50	18/07/2023	July 2024

ตารางการสอบเทียบเครื่องมือที่ใช้ในการตรวจวัดและวิเคราะห์

Item	Description	Parameter	List of Equipment	Equipment No.	Calibration Date	Next Calibration
2.	Sound Level	Leq 24 hr & เสียงรบกวน	Sound Level Calibrator/TENMARS TM-100	S/N 181203570	16/01/2023	January 2024
			Sound Level Calibrator/SCARLET ST-120	S/N ST120C0263E	22/12/2023	December 2023
			Integrated Sound Level/ST-11D	S/N 820394	25/11/2023	December 2023
			Integrated Sound Level/ST-11D	S/N 820877	25/11/2023	December 2023
			Integrated Sound Level/ACO TYPE 6226	S/N 100098	25/11/2023	December 2023
			Integrated Sound Level/ACO TYPE 6226	S/N 110100	25/11/2023	December 2023
			Integrated Sound Level/ACO TYPE 6226	S/N 160096	25/11/2023	December 2023
			Integrated Sound Level/ACO TYPE 6226	S/N 130128	25/11/2023	December 2023



Thai Environmental Technic Limited  
บริษัท เทคนิคสิ่งแวดล้อมไทย จำกัด



# Certificate of Calibration

Calibration Certification Information			
Cal. Date: September 21, 2022	Rootsmer S/N: 438320	Ta: 296 °K	
Operator: Jim Tisch		Pa: 748.3 mm Hg	
Calibration Model #: TE-5025A	Calibrator S/N: 0068		

Run	Vol. Init (m3)	Vol. Final (m3)	ΔVol. (m3)	ΔTime (min)	ΔP (mm Hg)	ΔH (in H2O)
1	1	2	1	1.3760	3.2	2.00
2	3	4	1	0.9710	6.4	4.00
3	5	6	1	0.8730	8.0	5.00
4	7	8	1	0.8300	8.8	5.50
5	9	10	1	0.6870	12.7	8.00

Data Tabulation					
Vstd (m3)	Qstd (x-axis)	$\sqrt{\Delta H \left( \frac{Pa}{Pstd} \right) \left( \frac{Tstd}{Ta} \right)}$ (y-axis)	Va	Qa (x-axis)	$\sqrt{\Delta H \left( \frac{Ta}{Pa} \right)}$ (y-axis)
0.9870	0.7173	1.4080	0.9957	0.7236	0.8895
0.9828	1.0121	1.9912	0.9914	1.0211	1.2579
0.9806	1.1233	2.2262	0.9893	1.1332	1.4064
0.9796	1.1802	2.3349	0.9882	1.1907	1.4750
0.9744	1.4184	2.8160	0.9830	1.4309	1.7789
QSTD	m=	2.01042	QA	m=	1.25889
	b=	-0.03659		b=	-0.02312
	r=	0.99996		r=	0.99996

Calculations			
Vstd=	$\Delta Vol((Pa-\Delta P)/Pstd)(Tstd/Ta)$	Va=	$\Delta Vol((Pa-\Delta P)/Pa)$
Qstd=	Vstd/ΔTime	Qa=	Va/ΔTime
For subsequent flow rate calculations:			
Qstd= $1/m \left( \left( \sqrt{\Delta H \left( \frac{Pa}{Pstd} \right) \left( \frac{Tstd}{Ta} \right)} \right) - b \right)$		Qa= $1/m \left( \left( \sqrt{\Delta H \left( \frac{Ta}{Pa} \right)} \right) - b \right)$	

Standard Conditions	
Tstd:	298.15 °K
Pstd:	760 mm Hg
Key	
ΔH:	calibrator manometer reading (in H2O)
ΔP:	rootsmer manometer reading (mm Hg)
Ta:	actual absolute temperature (°K)
Pa:	actual barometric pressure (mm Hg)
b:	intercept
m:	slope

RECALIBRATION
US EPA recommends annual recalibration per 1998 40 Code of Federal Regulations Part 50 to 51, Appendix B to Part 50, Reference Method for the Determination of Suspended Particulate Matter in the Atmosphere, 9.2.17, page 30





Thai Environmental Technic Limited  
บริษัท เทคนิคสิ่งแวดล้อมไทย จำกัด

## High Volume TSP&PM-10 Calibration Report

Location : Thai Environmental Tech

Site ID : Bangkok

Date : 13-Jul-23

ITEM : TSP

Serial No : (No.28 )

Calibrate By : Pipat

### Site Conditions

Barometric Pressure (mm Hg) : 760.00

Temperature (°C) : 25.0

Average Press. (mm Hg) : 750.8

Average Temp (°C) : 29.3

Corrected Pressure (mm Hg) : 760.0

Temperature (deg K) : 298.0

Corrected Average (mm Hg) : -

Average Temp: (Deg K) : -

### Calibration Orifice

Make : Tisch

Model : TE-5025A

Serial# : 0068

Qstd Slope : 2.01042

Qstd Intercept : -0.36590

Calibration Due Date : 21-Sep-23

### Calibration Information

Plate or Test #	ORIFICE (in H <sub>2</sub> O)	Qstd (m <sup>3</sup> /min)	Indicate (CFM)	IC (corrected)	Linear Regression Slope : 29.7887 Intercept : 0.7182 Corr. Coeff : 0.9857 # of Observations: 5
1	12.70	1.955	60.0	57.00	
2	9.20	1.691	54.0	52.00	
3	7.20	1.517	50.0	48.00	
4	5.00	1.294	40.0	40.00	
5	3.00	1.044	30.0	30.00	

### Calculations

$$Q_{std} = 1/m[\text{Sqrt}(H_2O(P_a/P_{std})(T_{std}/T_a)) - b]$$

$$IC = I[\text{Sqrt}(P_a/P_{std})(T_{std}/T_a)]$$

Qstd = standard flow rate

IC = corrected chart response

I = actual chart response

m = calibrator Qstd slope

b = calibrator Qstd intercept

Ta = actual temperature during calibration (deg K)

Pa = actual pressure during calibration (mm Hg)

Tstd = 298 deg K

Pstd = 760 mm Hg

For subsequent calculation of sampler flow:

$$1/m((I)[\text{Sqrt}(298/T_{av})(P_{av}/760)] - b)$$

**NOTE: Ensure calibration orifice has been certified within 12 months of use**

m = sampler slope


b = sampler intercept

I = chart response

Tav = daily average temperature

Pav = daily average pressure

Calibrate By : 

Approve By : 



Thai Environmental Technic Limited  
บริษัท เทคนิคสิ่งแวดล้อมไทย จำกัด

## High Volume TSP&PM-10 Calibration Report

Location : Thai Environmental Tech

Site ID : Bangkok

Date : 4-Jul-23

ITEM : TSP

Serial No : (No. 25 )

Calibrate By : Pipat

### Site Conditions

Barometric Pressure (mm Hg) : 760.00

Corrected Pressure (mm Hg) : 760.0

Temperature (°C) : 25.0

Temperature (deg K) : 298.0

Average Press. (mm Hg) : 750.6

Corrected Average (mm Hg) : -

Average Temp (°C) : 28.4

Average Temp: (Deg K) : -

### Calibration Orifice

Make : Tisch

Qstd Slope : 2.01042

Model : TE-5025A

Qstd Intercept : -0.36590

Serial# : 0068

Calibration Due Date : 21-Sep-23

### Calibration Information

Plate or Test #	ORIFICE (in H <sub>2</sub> O)	Qstd (m <sup>3</sup> /min)	Indicate (CFM)	IC (corrected)	Linear Regression Slope : 30.2297 Intercept : 0.1413 Corr. Coeff : 0.9875 # of Observations: 5
1	12.50	1.941	60.0	57.00	
2	9.20	1.691	54.0	52.00	
3	7.20	1.517	50.0	48.00	
4	5.00	1.294	40.0	40.00	
5	3.00	1.044	30.0	30.00	

### Calculations

$$Qstd = 1/m[\text{Sqrt}(H_2O(P_a/P_{std})(T_{std}/T_a)) - b]$$

$$IC = I[\text{Sqrt}(P_a/P_{std})(T_{std}/T_a)]$$

Qstd = standard flow rate

IC = corrected chart response

I = actual chart response

m = calibrator Qstd slope

b = calibrator Qstd intercept

Ta = actual temperature during calibration (deg K)

Pa = actual pressure during calibration (mm Hg)

Tstd = 298 deg K

Pstd = 760 mm Hg

For subsequent calculation of sampler flow:

$$1/m((I[\text{Sqrt}(298/T_{av})(P_{av}/760)] - b)$$


m = sampler slope

b = sampler intercept

I = chart response

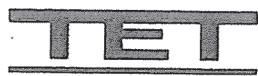
Tav = daily average temperature

Pav = daily average pressure

Calibrate By : 

Approve By : 

**NOTE: Ensure calibration orifice has been certified within 12 months of use**



Thai Environmental Technic Limited  
บริษัท เทคโนโลยีสิ่งแวดล้อมไทย จำกัด

## High Volume TSP&PM-10 Calibration Report

Location : Thai Environmental Tech

Site ID : Bangkok

Date : 5-Jul-23

ITEM : TSP

Serial No : (No. 24 )

Calibrate By : Pipat

### Site Conditions

Barometric Pressure (mm Hg) : 760.00

Temperature (°C) : 25.0

Average Press. (mm Hg) : 750.8

Average Temp (°C) : 28.6

Corrected Pressure (mm Hg) : 760.0

Temperature (deg K) : 298.0

Corrected Average (mm Hg) : -

Average Temp: (Deg K) : -

### Calibration Orifice

Make : Tisch

Qstd Slope : 2.01042

Model : TE-5025A

Qstd Intercept : -0.36590

Serial# : 0068

Calibration Due Date : 21-Sep-23

### Calibration Information

Plate or Test #	ORIFICE (in H <sub>2</sub> O)	Qstd (m <sup>3</sup> /min)	Indicate (CFM)	IC (corrected)	Linear Regression Slope : 30.2297 Intercept : 0.1413 Corr. Coeff : 0.9875 # of Observations: 5
1	12.50	1.941	60.0	57.00	
2	9.20	1.691	54.0	52.00	
3	7.20	1.517	50.0	48.00	
4	5.00	1.294	40.0	40.00	
5	3.00	1.044	30.0	30.00	

### Calculations

$$Q_{std} = 1/m[\text{Sqrt}(H_2O(P_a/P_{std})(T_{std}/T_a)) - b]$$

$$IC = I[\text{Sqrt}(P_a/P_{std})(T_{std}/T_a)]$$

Qstd = standard flow rate

IC = corrected chart response

I = actual chart response

m = calibrator Qstd slope

b = calibrator Qstd intercept

Ta = actual temperature during calibration (deg K)

Pa = actual pressure during calibration (mm Hg)

Tstd = 298 deg K

Pstd = 760 mm Hg

For subsequent calculation of sampler flow:

$$1/m((I[\text{Sqrt}(298/T_a)(P_a/760)] - b)$$


m = sampler slope

b = sampler intercept

I = chart response

Tav = daily average temperature

Pav = daily average pressure

Calibrate By : 

Approve By : 

**NOTE: Ensure calibration orifice has been certified within 12 months of use**





Thai Environmental Technic Limited  
บริษัท เทคโนโลยีสิ่งแวดล้อมไทย จำกัด

## High Volume TSP&PM-10 Calibration Report

Location : Thai Environmental Tech

Site ID : Bangkok

Date : 13-Jul-23

ITEM : PM10

Serial No : (No. 19 )

Calibrate By : Pipat

### Site Conditions

Barometric Pressure (mm Hg) : 760.00

Temperature (°C) : 25.0

Average Press. (mm Hg) : 750.8

Average Temp (°C) : 29.5

Corrected Pressure (mm Hg) : 760.0

Temperature (deg K) : 298.0

Corrected Average (mm Hg) : -

Average Temp: (Deg K) : -

### Calibration Orifice

Make : Tisch

Model : TE-5025A

Serial# : 0068

Qstd Slope : 2.01042

Qstd Intercept : -0.03659

Calibration Due Date : 21-Sep-23

### Calibration Information

Plate or Test #	ORIFICE (in H <sub>2</sub> O)	Qstd (m <sup>3</sup> /min)	Indicate (CFM)	IC (corrected)	<b>Linear Regression</b> <b>Slope : 35.8414</b> <b>Intercept : -0.3794</b> <b>Corr. Coeff : 0.9909</b> <b># of Observations: 5</b>
1	11.80	1.727	60.0	60.00	
2	9.00	1.510	54.0	54.00	
3	7.00	1.334	50.0	50.00	
4	5.00	1.130	40.0	40.00	
5	3.00	0.880	30.0	30.00	

### Calculations

$$Qstd = 1/m[\text{Sqrt}(H_2O(P_a/P_{std})(T_{std}/T_a)) - b]$$

$$IC = I[\text{Sqrt}(P_a/P_{std})(T_{std}/T_a)]$$

Qstd = standard flow rate

IC = corrected chart response

I = actual chart response

m = calibrator Qstd slope

b = calibrator Qstd intercept

Ta = actual temperature during calibration (deg K)

Pa = actual pressure during calibration (mm Hg)

Tstd = 298 deg K

Pstd = 760 mm Hg

For subsequent calculation of sampler flow:

$$1/m((I[\text{Sqrt}(298/T_a)(P_a/760)] - b)$$

m = sampler slope

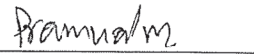
b = sampler intercept

I = chart response

Tav = daily average temperature

Pav = daily average pressure

Calibrate By : 

Approve By : 

**NOTE: Ensure calibration orifice has been certified within 12 months of use**



Thai Environmental Technic Limited  
บริษัท เทคนิคสิ่งแวดล้อมไทย จำกัด

## High Volume TSP&PM-10 Calibration Report

Location : Thai Environmental Tech

Site ID : Bangkok

Date : 5-Jul-23

ITEM : PM10

Serial No : (No. 18 )

Calibrate By : Pipat

### Site Conditions

Barometric Pressure (mm Hg) : 760.00

Temperature (°C) : 25.0

Average Press. (mm Hg) : 750.5

Average Temp (°C) : 28.5

Corrected Pressure (mm Hg) : 760.0

Temperature (deg K) : 298.0

Corrected Average (mm Hg) : -

Average Temp: (Deg K) : -

### Calibration Orifice

Make : Tisch

Model : TE-5025A

Serial# : 0068

Qstd Slope : 2.01042

Qstd Intercept : -0.03659

Calibration Due Date : 21-Sep-23

### Calibration Information

Plate or Test #	ORIFICE (in H <sub>2</sub> O)	Qstd (m <sup>3</sup> /min)	Indicate (CFM)	IC (corrected)	Linear Regression Slope : 35.0529 Intercept : 0.4420 Corr. Coeff : 0.9897 # of Observations: 5
1	12.00	1.741	60.0	60.00	
2	9.20	1.527	54.0	54.00	
3	7.00	1.334	50.0	50.00	
4	5.00	1.130	40.0	40.00	
5	3.00	0.880	30.0	30.00	

### Calculations

$$Qstd = 1/m[\text{Sqrt}(H_2O(P_a/P_{std})(T_{std}/T_a)) - b]$$

$$IC = I[\text{Sqrt}(P_a/P_{std})(T_{std}/T_a)]$$

Qstd = standard flow rate

IC = corrected chart response

I = actual chart response

m = calibrator Qstd slope

b = calibrator Qstd intercept

Ta = actual temperature during calibration (deg K)

Pa = actual pressure during calibration (mm Hg)

Tstd = 298 deg K

Pstd = 760 mm Hg

For subsequent calculation of sampler flow:

$$1/m((I) [\text{Sqrt}(298/T_{av})(P_{av}/760)] - b)$$

m = sampler slope

b = sampler intercept

I = chart response

Tav = daily average temperature

Pav = daily average pressure

Calibrate By : 

Approve By : 

**NOTE: Ensure calibration orifice has been certified within 12 months of use**



Thai Environmental Technic Limited  
บริษัท เทคนิคสิ่งแวดล้อมไทย จำกัด

## High Volume TSP&PM-10 Calibration Report

Location : Thai Environmental Tech

Site ID : Bangkok

Date : 11-Jul-23

ITEM : PM10

Serial No : (No. 26 )

Calibrate By : Pipat

### Site Conditions

Barometric Pressure (mm Hg) : 760.00

Temperature (°C) : 25.0

Average Press. (mm Hg) : 750.6

Average Temp (°C) : 28.7

Corrected Pressure (mm Hg) : 760.0

Temperature (deg K) : 298.0

Corrected Average (mm Hg) : -

Average Temp: (Deg K) : -

### Calibration Orifice

Make : Tisch

Model : TE-5025A

Serial# : 0068

Qstd Slope : 2.01042

Qstd Intercept : -0.03659

Calibration Due Date : 21-Sep-23

### Calibration Information

Plate or Test #	ORIFICE (in H <sub>2</sub> O)	Qstd (m <sup>3</sup> /min)	Indicate (CFM)	IC (corrected)	Linear Regression Slope : 35.0529 Intercept : 0.4420 Corr. Coeff : 0.9897 # of Observations: 5
1	12.00	1.741	60.0	60.00	
2	9.20	1.527	54.0	54.00	
3	7.00	1.334	50.0	50.00	
4	5.00	1.130	40.0	40.00	
5	3.00	0.880	30.0	30.00	

### Calculations

$$Q_{std} = 1/m[\text{Sqrt}(H_2O(P_a/P_{std}))(T_{std}/T_a)] - b]$$

$$IC = I[\text{Sqrt}(P_a/P_{std}))(T_{std}/T_a)]$$

Qstd = standard flow rate

IC = corrected chart response

I = actual chart response

m = calibrator Qstd slope

b = calibrator Qstd intercept

Ta = actual temperature during calibration (deg K)

Pa = actual pressure during calibration (mm Hg)

Tstd = 298 deg K

Pstd = 760 mm Hg

For subsequent calculation of sampler flow:

$$1/m((I)[\text{Sqrt}(298/T_{av})(P_{av}/760)] - b)$$


m = sampler slope

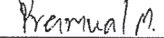
b = sampler intercept

I = chart response

Tav = daily average temperature

Pav = daily average pressure

Calibrate By : 

Approve By : 

**NOTE: Ensure calibration orifice has been certified within 12 months of use**





TECHNOLOGY PROMOTION ASSOCIATION (THAILAND-JAPAN)  
CORPORATE SERVICES 3: EQUIPMENT CALIBRATION AND TESTING SERVICES  
534/4 PATTANAKARN ROAD SOI 18, SUANLUANG, SUANLUANG BANGKOK 10250  
TEL. 0-2717-3000-29 FAX. 0-2719-9484



Cert.No.: 23MM160

Page.: 1 of 3

## Certificate of Calibration

**Equipment :** Electronic Balance

**Manufacturer :** Mettler Toledo

**Model :** AB204

**Serial No. :** 1116392227

**ID No. :** TET.LAB.BAL01

**Submitted by :** Thai Environmental Technic Limited  
1/6 Soi Ramkhamhaeng 145,  
Khwaeng/Khet Saphan Sung,  
Bangkok 10240

**Location :** Balance Room

**Received order :** 10 April 2023  
**Calibration Date :** 11 April 2023  
**Ambient Temperature :** 15 °C to 40 °C  
**Relative Humidity :** 30 % to 90 %

**Calibrated by :** Khit Ruttanaprapachai

**Approved by :** Malee Butkruea  
Approved Signatory

( ) Pornthippa Tameyakul  
( ✓ ) Malee Butkruea  
( ) Suwit Imjai

**Issue Date :** 25 April 2023

**The Uncertainties are for a confidence probability of approximately 95%**

This certificate may not be reproduced other than in full, except with the prior written  
Approval of the head of Corporate Services 3 : Equipment Calibration and Testing Services.

A 0053464



Equipment : Electronic Balance  
Condition As-Received : Used Item  
Reference : 2304-0146OC-12

Cert.No.: 23MM160

Page: 2 of 3

**Procedure used :-**

Calibration were conducted using in-house calibration procedure CP-OB01 according to direct measurement method against standard weight.

**Condition of this result of calibration**

**1. Reference standard instruments:-**

<u>Instruments</u>	<u>Model</u>	<u>Serial No.</u>	<u>ID No.</u>	<u>Test report No.</u>	<u>Due date</u>
1) Standard Weight Set (E2)	15884	24053	70RC007	MM-0010-22	20 Jan 2024

2. This certificate is valid only to the item calibrated on date and place of calibration.

3. This result of calibration was made on requested at the point specified by customer.

4. This certificate is not certified for any commercial transaction.

5. This certification is traceable to the International System of Unit.

**Result of calibration** ( ) Without Adjustment ( \* ) After Adjustment by External Calibration

**Range capacity :** 0 g to 210 g **Resolution** 0.0001 g

**Before Adjustment :**

<u>Applied Weight</u>	<u>Balance Reading</u>	<u>Correction</u>	<u>Measurement Uncertainty</u>	<u>Coverage Factor</u>
( g )	( g )	( g )	( $\pm$ mg )	( k )
100	99.9982	+0.0018	0.18	2.00
200	199.9965	+0.0035	0.29	2.00

**After Adjustment :**

**1. Determination of the standard deviation of weighing machine** ( n = 10 )

<u>Applied Weight</u>	<u>Standard Deviation of Reading ( g )</u>
( g )	
100	0.00007
200	0.00007

Malu.



Equipment : Electronic Balance  
 Condition As-Received : Used Item  
 Reference : 2304-0146OC-12

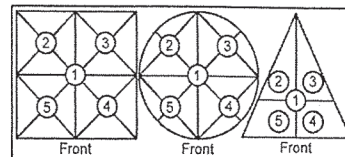
Cert.No.: 23MM160

Page: 3 of 3

## Result of calibration

### 2. Effect of off center loading

A mass of 100 g was placed to various position on the pan.  
 The weighing machine reading error obtained is given in the table



Position 1 (g)	Position 2 (g)	Position 3 (g)	Position 4 (g)	Position 5 (g)
-0.0002	-0.0002	-0.0003	-0.0003	-0.0002

Maximum difference between  
 off-center and central loading  
 (g)  
 0.0001

### 3. Departure from nominal value

Applied Weight (g)	Balance Reading (g)	Correction (g)	Measurement Uncertainty ( $\pm$ mg)	Coverage Factor (k)
Unload	0.0000	0.0000	0.14	2.11
0.01	0.0100	0.0000	0.14	2.11
0.1	0.1001	-0.0001	0.14	2.11
0.5	0.5000	0.0000	0.14	2.11
1	1.0001	-0.0001	0.14	2.11
5	5.0000	0.0000	0.14	2.11
10	9.9999	+0.0001	0.14	2.11
25	24.9998	+0.0002	0.15	2.07
50	49.9998	+0.0002	0.16	2.05
100	99.9999	+0.0001	0.18	2.00
200	200.0000	0.0000	0.29	2.00

The reported uncertainty of measurement was based on a standard uncertainty multiplied by a coverage factor  $k$ , providing a level of confidence of approximately 95 %.

-o0o-

Malu.





Mesa Labs 12100 W. 6th Ave  
Lakewood, CO 80228  
NIST Traceable Calibration Facility

## CERTIFICATE OF CALIBRATION - NIST TRACEABILITY

Calibration Report #: 172508-29092023  
DeltaCal Serial Number: 172508  
Calibration Technician: Elsy Lasky  
Date: 29-Sep-2023  
Recommended Recal Date: 29-Sep-2024

### Critical Venturi Flow Meter

Max Uncertainty = 0.346%

TE20007	1.40 - 6.0 LPM	Calibration Due:	1-Aug-2024
TE20005	6 - 30.00 LPM	Calibration Due:	12-Aug-2024

Room Temperature:  $\pm 0.03^{\circ}\text{C}$  from  $-5^{\circ}\text{C}$  -  $70^{\circ}\text{C}$  Room Temperature:  $22.50^{\circ}\text{C}$

Brand:	Eutechnics		
TE Number:	TE12242	Serial Number:	A11441
Std Cal Date:	5-Oct-22	Std Cal Due Date:	5-Oct-23

Ambient Temperature (set):  $23.2^{\circ}\text{C}$

Aux (filter) Temperature (set):  $22.5^{\circ}\text{C}$

### Barometric and Absolute Pressure

Vaisala Model PTB330 (50-1100) Digital Accuracy: 0.03371%

TE Number:	TE12311	Serial Number:	H0850001
Std Cal Date:	6-Feb-23	Std Cal Due Date:	6-Feb-24

### DeltaCal:

Barometric pressure (set): 617.80 mmHg

### Results of Venturi Calibration

Flow Rate (Q) vs. Pressure Drop ( $\Delta P$ ).

Where: Q=Lpm,  $\Delta P$ = Cm of H<sub>2</sub>O

Venturi

TE20007	Q= 3.8896	$\Delta P^{\wedge}$	0.52178	Overall Uncertainty: 0.35%
TE20005	Q= 3.89792	$\Delta P^{\wedge}$	0.52069	Overall Uncertainty: 0.35%



Mesa Labs 12100 W. 6th Ave Lakewood,  
CO 80228

NIST Traceable Calibration Facility

### As Shipped Calibration Data for DeltaCal

Unit Type:	DC 1
Flow Range:	1.5-19.5 LPM
Serial No. :	172508
Firmware Version:	4.00P

Date	Technician
29Sep2023	Elsy Lasky

Ambient Pressure:	617.4	mmHg
Ambient Temperature:	22.5	°C

Range 1		Test #	Static Pressure mmHg	Barometric Pressure mmHg	Venturi Qa LPM	DUT Qa LPM	% error %
Venturi Type	TE20007 2B	1	129.72	618.3	1.793	1.806	0.725
Flow range	1.40 - 6.0 LPM	2	209.68	618.3	2.935	2.957	0.750
		3	273.47	618.3	3.846	3.861	0.390
		4	316.26	618.3	4.457	4.486	0.651
		5	370.40	618.3	5.231	5.246	0.287
		6	419.18	618.3	5.927	5.917	-0.169
Maximum allowable error at any flow rate is 0.75%.						Average Result	0.439 PASS

Range 2		Test #	Static Pressure mmHg	Barometric Pressure mmHg	Venturi Qa LPM	DUT Qa LPM	% error %
Venturi Type	TE20005 1B	1	134.46	618.3	6.501	6.500	-0.015
Flow range	6 - 30.00 LPM	2	205.64	618.3	10.022	9.949	-0.728
		3	266.74	618.3	13.044	12.989	-0.422
		4	326.23	618.3	15.987	15.942	-0.281
		5	367.09	618.3	18.009	17.976	-0.183
		6	404.15	618.3	19.842	19.846	0.020
Maximum allowable error at any flow rate is 0.75%.						Average Result	-0.268 PASS

Performed By: Elsy Lasky

Date: 29-Sep-2023

Approved By:

Leonard Reinert  
Quality Specialist

Date: 29Sep2023



Mesa Labs 12100 W. 6th Ave Lakewood,  
CO 80228

NIST Traceable Calibration Facility

### As-Found data for DeltaCal

Unit Type: DC 1
Flow Range: 1.5-19.5 LPM
Serial No. : 172508
Firmware Version: 4.00P

Date	Technician
29Sep2023	Elsy Lasky

Ambient Pressure:	617.4	mmHg
Ambient Temperature:	22.5	°C

As Received Temp. Press. Calibration					As Shipped Temp. Press. Calibration			
	DUT	Standard	Diff	+/- 1 mmHg	DUT	Standard	Diff	+/- 1 mmHg
Pres <sub>AMB</sub> mmHg	617.8	617	0.8	Pass	618.3	617.4	0.9	Pass
	DUT	Standard	Diff	+/- 1 °C	DUT	Standard	Diff	+/- 1 °C
Temp <sub>AMB</sub> °C	22.9	22.2	0.7	Pass	23.2	22.5	0.7	Pass
Temp <sub>Filter</sub> °C	22.2	22.2	0	Pass	22.5	22.5	0	Pass
	Offset	New Offset						
Pres <sub>AMB</sub>	0.84	0.04						
Temp <sub>AMB</sub>	0.82	0.12						
Temp <sub>Filter</sub>	0	0						

Range 1		Test #	Static Pressure mmHg	Barometric Pressure mmHg	Venturi Qa LPM	DUT Qa LPM	% error %
Venturi	TE20007	1	132.06	617.8	1.718	1.989	15.774
Type	2B	2	198.75	617.8	3.019	2.925	-3.114
Flow range	1.40 - 6.0 LPM	3	263.00	617.8	3.722	3.844	3.278
		4	318.07	617.8	4.532	4.589	1.258
		5	367.46	617.8	5.330	5.283	-0.882
		6	417.45	617.8	5.946	5.989	0.723
		Maximum allowable error at any flow rate is 0.75%.				Average	2.840
						Result	FAIL

Range 2		Test #	Static Pressure mmHg	Barometric Pressure mmHg	Venturi Qa LPM	DUT Qa LPM	% error %
Venturi	TE20005	1	133.12	617.8	6.438	6.460	0.342
Type	1B	2	204.25	617.8	9.958	9.892	-0.663
Flow range	6 - 30.00 LPM	3	266.20	618.3	13.014	12.848	-1.276
		4	328.05	618.3	16.072	15.819	-1.574
		5	372.08	618.3	18.249	17.947	-1.655
		6	411.10	618.3	20.179	19.872	-1.521
		Maximum allowable error at any flow rate is 0.75%.				Average	-1.058
						Result	FAIL





Thai Environmental Technic Limited  
บริษัท เทคโนโลยีสิ่งแวดล้อมไทย จำกัด

### PM-2.5 Calibration Report

Equipment Name	: PM 2.5	Ambient Temperature	: 32 °C
Manufacturer	: BGI By Mesa Lab	Relative Humidity	: 55.0%RH
Model	: PQ200	Barometric	: 758.2 mm Hg
Serial Number	: 72615	Calibration Date	: 9-May-23
ID. Number	: 08	Dued Date of Calibrate	: 9-May-24

### Reference Standards

Equipment Name	Model	Serial No.	Certificate No.	Due. Date
Multi-Tube Automatic Gas Calibrator	Delta Cal DC1	172508	FM-00266 Rev E	10-Aug-22

### System Flow Performance Test ( Unit : l/min )

STD Setting	UUC Reading	Error	(±) Uncertainty
15.00	14.99	0.00	0.02
16.70	16.71	0.00	0.01
18.40	18.41	0.00	0.01


### System Temperature Performance Test ( Unit : °C )

STD Setting	UUC Reading	Error	(±) Uncertainty
25	25.04	0.00	0.05
28	28.06	0.00	0.09
32	32.06	0.00	0.09


### Barometric Pressure Test ( Unit : mmHg )

STD Setting	UUC Reading	Error	(±) Uncertainty
758.2	758.10	0.00	0.07

Calibration by :

  
Calibration Officer

Approved by :

  
Authorized Signatory



Thai Environmental Technic Limited  
บริษัท เทคนิคสิ่งแวดล้อมไทย จำกัด

### PM-2.5 Calibration Report

Equipment Name	: PM 2.5	Ambient Temperature	: 32 °C
Manufacturer	: BGI By Mesa Lab	Relative Humidity	: 55.0%RH
Model	: PQ200	Barometric	: 758.2 mm Hg
Serial Number	: 72614	Calibration Date	: 9-May-23
ID. Number	: 07	Dued Date of Calibrate	: 9-May-24

### Reference Standards

Equipment Name	Model	Serial No.	Certificate No.	Duc. Date
Multi-Tube Automatic Gas Calibrator	Delta Cal DC1	172508	FM-00266 Rev E	10-Aug-22

### System Flow Performance Test ( Unit : l/min )

STD Setting	UUC Reading	Error	(±) Uncertainty
15.00	15.10	0.01	0.17
16.70	16.70	0.00	0.01
18.40	18.41	0.00	0.01


### System Temperature Performance Test ( Unit : °C )

STD Setting	UUC Reading	Error	(±) Uncertainty
25	25.02	0.00	0.04
28	28.06	0.00	0.09
32	32.02	0.00	0.04


### Barometric Pressure Test ( Unit : mmHg )

STD Setting	UUC Reading	Error	(±) Uncertainty
758.2	758.20	0.00	0.07

Calibration by :

  
Calibration Officer

Approved by :



Authorized Signatory



Thai Environmental Technic Limited  
บริษัท เทคนิคสิ่งแวดล้อมไทย จำกัด

### PM-2.5 Calibration Report

Equipment Name	: PM 2.5	Ambient Temperature	: 32 °C
Manufacturer	: BGI By Mesa Lab	Relative Humidity	: 55.0%RH
Model	: PQ200	Barometric	: 758.9 mm Hg
Serial Number	: 72477	Calibration Date	: 8-May-23
ID. Number	: 04	Dued Date of Calibrate	: 8-May-24

### Reference Standards

Equipment Name	Model	Serial No.	Certificate No.	Due. Date
Multi-Tube Automatic Gas Calibrator	Delta Cal DC1	172508	FM-00266 Rev E	10-Aug-22

### System Flow Performance Test ( Unit : l/min )

STD Setting	UUC Reading	Error	(±) Uncertainty
15.00	15.02	0.00	0.04
16.70	16.70	0.00	0.00
18.40	18.41	0.00	0.01


### System Temperature Performance Test ( Unit : °C )

STD Setting	UUC Reading	Error	(±) Uncertainty
25	25.02	0.00	0.08
28	28.04	0.00	0.09
32	31.98	0.00	0.04


### Barometric Pressure Test ( Unit : mmHg )

STD Setting	UUC Reading	Error	(±) Uncertainty
758.9	758.90	0.00	0.07

Calibration by :

  
Calibration Officer

Approved by :



Authorized Signatory



# Certificate Of Analysis

## Special Gases Mixture

## Customer Details

Name:

Thai Environmental Technic Limited

Address:

1/6 Soi Ramkhamhaeng 45, Sapansoong,  
Khet Saphan Sung, Bangkok 10240

Customer Tag No.:

## Certificate Details

Number:	1734/23	Date of Issue:	5-Jul-2023	Expiry date:	5-Jul-2026
Material Details					
Production Order:	90178560	Material Code:	640300-SK-44	Cylinder No.:	A00917SK
Gas content:	5.520 M <sup>3</sup>	Filling pressure:	145.0 bar	Valve:	CGA 660 SS
Cylinder Owner:	LINDE	Cylinder Material:	Spectra seal	Cylinder Size:	40 L

## Laboratory Report

## Analytical Result

Component	Normal Concentration	Analysis Result <sup>1</sup>	Uncertainty <sup>2</sup>	Method of Analysis <sup>3</sup>	Assay Date
Nitric Oxide	40.0 ppm	40.5 ppm	± 1% relative	(6) I-PB-352	28-Jun & 5-Jul-2023
Other NOx impurity In Nitrogen		Less than 2.0 ppm			

## Reference Standard used in Assay

Reference Standard	Cylinder number	Concentration	Expiry date:
Nitric Oxide In Nitrogen	2580135G	25.32 ± 0.25 ppm	13-Dec-2024

## Analytical Instruments used in Assay

Instrument/Make/Model	Analytical Principle	Last Multipoint Calibration
FTIR Spectrometers Nicolet iS50	FTIR-NO	28-Jun-2023

## Recommend usage condition

Minimum utilization: 5% of actual content or before expiry date whichever comes first.  
Storage condition: Keep in well ventilation and secure area.

## Comments

When reordering, please quote the material number

## Note:

- All results expressed in this report are on mole/mole basis, unless otherwise specified in accordance with the EPA Traceability Protocol EPA-600/R-12/531 for the Assay and Calibration of Gaseous Calibration Standards using procedure G1.
- The reported expanded uncertainty is based on a standard uncertainty multiplied by a coverage factor k=2, providing a level of confidence of approximately 95%. The measurement of this material is traceable to the SI through the reference gas standard, which is traceable to Swiss National Standard of Mass or other recognised national metrology institutes.
- (1) Gas Chromatography, (2) Paramagnetic Oxygen Analyzer, (3) Electrochemical Oxygen Analyzer, (4) Electrochemical Moisture Analyzer, (5) Total Hydrocarbon Analyzer, (6) Other - Specified

Sukanya Parinyasoonorn

Signatory for and on behalf of Linde (Thailand) Co., Ltd.

Page 1 of 1

This report shall not be reproduced except in full

บริษัท ลินด์ (ประเทศไทย) จำกัด (มหาชน)

เบอร์โทรศัพท์มือถือ: 0107537000783

ชั้น 15 อาคารทาวเวอร์ เอ 2/3 หมู่ 14 ถนนรามคำแหง แขวง 5 เขตคลองเตย

กรุงเทพมหานคร 10540 โทรศัพท์ (66) 2338-6100 โทรสาร (66) 2338-6333

โรงงานผลิต: 105 หมู่ 5 ตำบลบางพลีใหญ่ อำเภอบางพลี จังหวัดสมุทรปราการ 24180

โทรศัพท์ (66) 38 570-479-93

โทรสาร (66) 38 570-323

Linde (Thailand) Public Company Limited

PLC Registration No. 0107537000783

15<sup>th</sup> Floor, Bangna Tower A, 2/3 Moo 14, Bangna Trad KM. 6.5 Road, Bangkaew

Bangplee, Samutprakarn 10540, Tel (66) 2338-6100 Fax (66) 2338-6333

Wellgrow Plant: 105 Moo 5, T.Bangsamak, A.Bangpakong, Chachoengsao 24180

Thailand, Tel (66) 38 570-479-93

Fax (66) 38 570-323

PB-002/F006

ISS. K. (2, 15 Oct 2021)





Thai Environmental Technic Limited  
บริษัท เทคโนโลยีสิ่งแวดล้อมไทย จำกัด

## NOx Analyzer Calibration Report

Calibrate Date : 9-Nov-23  
Analyzer Type : NOx  
Brand : Teledyne  
Model : T200  
Serial Number : 5154 (No. 30)  
Range : 500 ppb

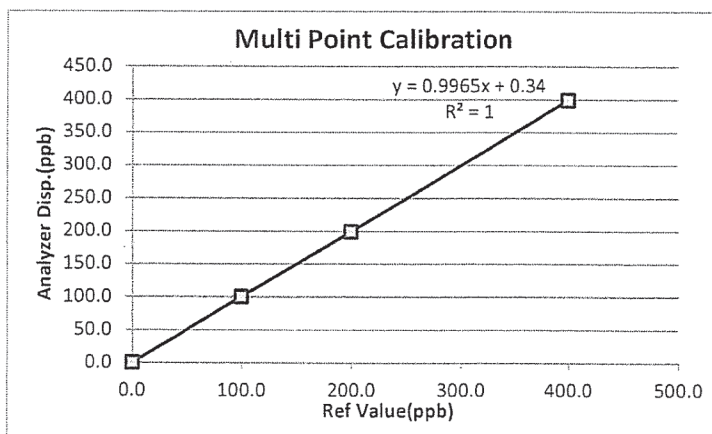
Temperature (°C) : 25°C  
Barometer (mmHg) : 760.0  
Humidity (50±15 %) : 50.0%RH  
Dilutor : API M700 S/N 625  
Zero Air : API M701 S/N 1926  
Standard gas : A00917 SK

### Calibration of Span

Supply Gas	Ref Value(ppb)	Before of Span.(ppb)			After of Span.(ppb)			% diff of Span
		NOx	NO	NO <sub>2</sub>	NOx	NO	NO <sub>2</sub>	
Zero	0.0	0.8	0.4	0.4	0.0	0.0	0.0	0.0
Span	400.0	408.0	401.0	7.0	400.0	400.0	0.0	0.0

### Multi Point Calibration

Ref Value(ppb)	Analyzer Disp.(ppb)			Output Difference		
	NOx	NO	NO <sub>2</sub>	Diff(ppb)	% Diff	Abs (%) Diff
0.0	0.5	0.3	0.2	0.30	0.001	0.08
100.0	100.3	100.4	-0.1	0.40	0.004	0.40
200.0	199.7	199.1	0.6	-0.90	-0.005	0.45
400.0	399.5	399.1	0.4	-0.90	-0.002	0.22
Average Diff (%)						0.36



Calibrate by:

*[Signature]*

Approved by:

*[Signature]*



Thai Environmental Technic Limited  
บริษัท เทคนิคสิ่งแวดล้อมไทย จำกัด

## NOx Analyzer Calibration Report

Calibrate Date : 9-Nov-23  
Analyzer Type : NOx  
Brand : API  
Model : 200 E  
Serial Number : 1732 (No.5)  
Range : 500 ppb

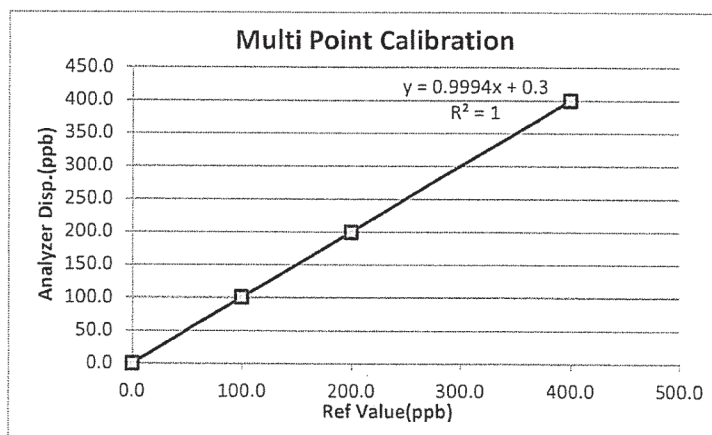
Temperature (°C) : 25°C  
Barometer (mmHg) : 759.9  
Humidity (50±15 %) : 50.0%RH  
Dilutor : API M700 S/N 625  
Zero Air : API M701 S/N 1926  
Standard gas : A00917 SK

### Calibration of Span

Supply Gas	Ref Value(ppb)	Before of Span.(ppb)			After of Span.(ppb)			% diff of Span
		NOx	NO	NO <sub>2</sub>	NOx	NO	NO <sub>2</sub>	
Zero	0.0	1.3	1.4	-0.1	0.0	0.0	0.0	0.0
Span	400.0	385.0	382.0	3.0	400.0	400.0	0.0	0.0

### Multi Point Calibration

Ref Value(ppb)	Analyzer Disp.(ppb)			Output Difference		
	NOx	NO	NO <sub>2</sub>	Diff(ppb)	% Diff	Abs (%) Diff
0.0	0.2	0.2	0.0	0.20	0.001	0.05
100.0	101.0	100.7	0.3	0.70	0.007	0.70
200.0	200.8	199.7	1.1	-0.30	-0.002	0.15
400.0	401.0	400.2	0.8	0.20	0.000	0.05
Average Diff (%)						0.24



Calibrate by:

Approved by:



Thai Environmental Technic Limited  
บริษัท เทคโนโลยีสิ่งแวดล้อมไทย จำกัด

## NOx Analyzer Calibration Report

Calibrate Date : 10-Nov-23  
Analyzer Type : NOx  
Brand : API  
Model : 200 E  
Serial Number : 737 (No. 27)  
Range : 500 ppb

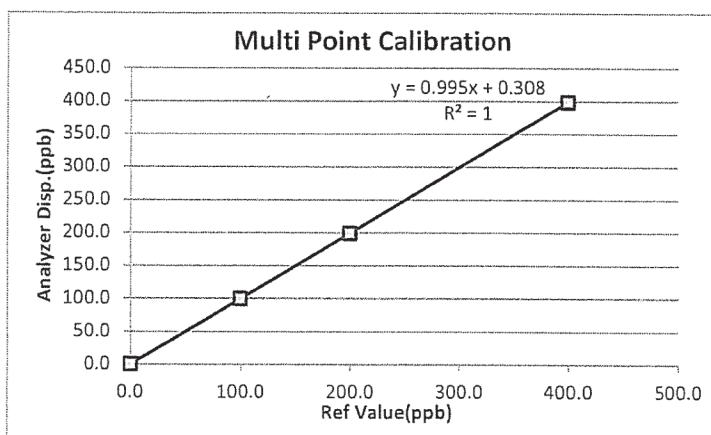
Temperature (°C) : 25°C  
Barometer (mmHg) : 760.0  
Humidity (50±15 %) : 50.0%RH  
Dilutor : API M700 S/N 625  
Zero Air : API M701 S/N 1926  
Standard gas : A00917 SK

### Calibration of Span

Supply Gas	Ref Value(ppb)	Before of Span.(ppb)			After of Span.(ppb)			% diff of Span
		NOx	NO	NO <sub>2</sub>	NOx	NO	NO <sub>2</sub>	
Zero	0.0	1.1	1.0	0.1	0.0	0.0	0.0	0.0
Span	400.0	385.0	382.0	3.0	400.0	400.0	0.0	0.0

### Multi Point Calibration

Ref Value(ppb)	Analyzer Disp.(ppb)			Output Difference		
	NOx	NO	NO <sub>2</sub>	Diff(ppb)	% Diff	Abs (%) Diff
0.0	0.7	0.4	0.3	0.40	0.001	0.10
100.0	100.3	99.8	0.5	-0.20	-0.002	0.20
200.0	199.5	199.1	0.4	-0.86	-0.004	0.43
400.0	399.1	398.4	0.7	-1.60	-0.004	0.40
Average Diff (%)						0.34



Calibrate by: [Signature]

Approved by: [Signature]

## Certificate Of Analysis

### Special Gases Mixture

**Customer Details**

Name:	Address:	Customer Tag No.:
Thai Environmental Technic Limited.	1/6 Soi Ramkhamhaeng 45, Sapansoong, Khet Saphan Sung, Bangkok 10240	-

**Certificate Details**

Number:	2500/23	Date of Issue:	18-Sep-2023	Expiry date:	18-Sep-2027
<b>Material Details</b>					
Production Order:	90179846	Material Code:	608400-SK-44	Cylinder No.:	D636157
Gas content:	5.520 M <sup>3</sup>	Filling pressure:	145 bar	Valve:	CGA 660 SS
Cylinder Owner:	LINDE	Cylinder Material:	Spectra seal	Cylinder Size:	40 L

**Laboratory Report***Analytical Result*

Component	Nominal Concentration	Analysis Result <sup>1</sup>	Uncertainty <sup>2</sup>	Method of Analysis <sup>3</sup>	Assay Date
Sulphur Dioxide In Nitrogen	40.0 ppm	41.1 ppm	± 1% relative	(6) I-PB-352	8-Sep & 18-Sep-23

*Reference Standard used in Assay*

Reference Standard	Cylinder number	Concentration	Expiry date:
Sulphur Dioxide In Nitrogen	BOC150629SG	25.35 ± 0.25 ppm	9-Jun-2024

*Analytical Instruments used in Assay*

Instrument/Make/Model	Analytical Principle	Last Multipoint Calibration
FTIR Spectrometers Nicolet iS50	FTIR-SO2	6-Sep-2023

**Recommend usage condition**

Minimum utilization: 5% of actual content or before expire date whichever comes first.

Storage condition: Keep in well ventilation and secure area.

**Comments**

When reordering, please quote the material number

**Note:**

- All results expressed in this report are on mole/mole basis, unless otherwise specified. The Assay of this Standard has been performed in accordance with the EPA Traceability Protocol EPA-600/R-12/531 for the Assay and Certification of Gaseous Calibration Standards using procedure G1
- The reported expanded uncertainty is based on a standard uncertainty multiplied by a coverage factor k=2, providing a level of confidence of approximately 95%. The measurement of this material is traceable to the SI through the reference gas standard which is traceable to Swiss National Standard of Mass or other recognised national metrology institutes.
- (1) Gas Chromatography, (2) Paramagnetic Oxygen Analyzer, (3) Electrochemical Oxygen Analyzer, (4) Electrochemical Moisture Analyzer, (5) Total Hydrocarbon Analyzer, (6) Other - Specified

Sukanya Parinyasoonorn

Signatory for and on behalf of Linde (Thailand) Co., Ltd.

PB-002/F006

Issd./2, 01 August 2023

**บริษัท ลินด์ (ประเทศไทย) จำกัด (มหาชน)**

เบอร์โทรศัพท์: 0107537000785

ชั้น 15 บังก้าทาวเวอร์ เอ 2/3 หมู่ 14 ถนนบางนา-ตราด กม. 6.5 บางนา กรุงเทพฯ

อ.บางพลี อ.สมุทรปราการ 10540 โทรศัพท์ (66) 2338-6100 โทรสาร (66) 2338-6333

โรงงานเวลโกรว์: 105 หมู่ 5 ต.บางสนธิ์ อ.บางปะกง จ.ฉะเชิงเทรา 24180

โทรศัพท์ (66) 38.570-479-93

โทรสาร (66) 38.570-323

**Linde (Thailand) Public Company Limited**

PLC Registration no. 0107537000785

15<sup>th</sup> Floor, Bangna Tower A, 2/3 Moo 14, Bangna Trad KM. 6.5 Road, Bangkaew

Bangplee, Samutprakarn 10540, Tel (66) 2338-6100 Fax (66) 2338-6333

Wellgrow Plant: 105 Moo 5, T.Bangsamak, A.Bangpakong, Chachoengsao 24180

Thailand, Tel (66) 38.570-479-93

Fax (66) 38.570-323





Thai Environmental Technic Limited  
บริษัท เทคนิกล้างแวล้อมไทย จำกัด

## Analyzer Calibration Report

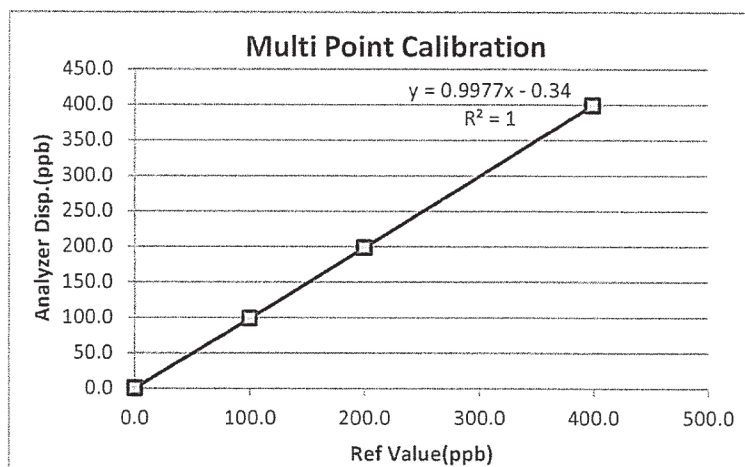
Calibrate Date	6-Nov-23	Temperature (°C)	25°C
Analyzer Type	SO <sub>2</sub>	Barometer (mmHg)	760.0
Brand	Thermo	Humidity (50±15 %)	50.0 %RH
Model	43C	Dilutor	API M700 S/N 625
Serial Number	43C55175302 (No. 8)	Zero Air	API M701 S/N 1926
Range	500 ppb	Standard gas	D636157

### Calibration of Span

Supply Gas	Ref Value(ppb)	Before of Span.(ppb)	After of Span.(ppb)	Abs% diff of Span
Zero	0.0	2.3	0.0	0.0
Span	400.0	395.0	400.0	0.0

### Multi Point Calibration

Ref Value(ppb)	Analyzer Disp.(ppb)	Output Difference		
		Diff (ppb)	Percent Diff	Abs Percent Diff
0.0	0.4	0.4	0.00	0.10
100.0	98.9	-1.1	-0.01	1.10
200.0	198.5	-1.5	-0.01	0.75
400.0	399.2	-0.8	0.00	0.20
Average Diff (%)				0.54



Calibrate by: [Signature]

Approved by: [Signature]

แก้ไขครั้งที่ : 00

วันที่อนุมัติ 02/09/15

เลขที่แบบฟอร์ม : QF-QP16-06



Thai Environmental Technic Limited  
บริษัท เทคโนโลยีสิ่งแวดล้อมไทย จำกัด

## Analyzer Calibration Report

Calibrate Date 6-Nov-23  
Analyzer Type SO<sub>2</sub>  
Brand API  
Model 100 A  
Serial Number 856 (No. 5)  
Range 500 ppb

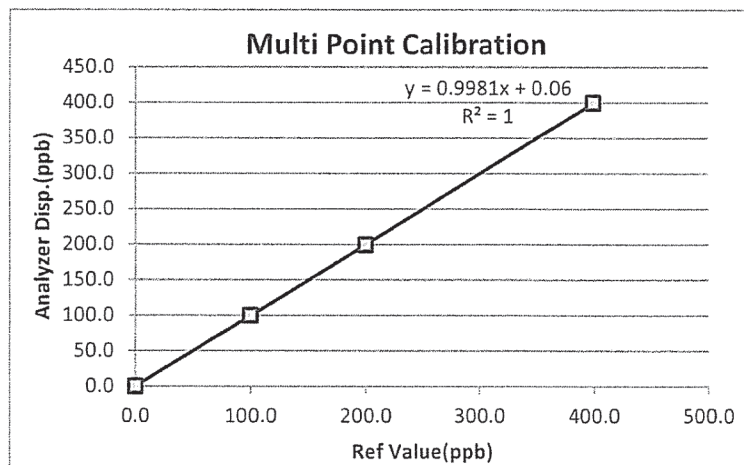
Temperature (°C) : 25°C  
Barometer (mmHg) : 760.0  
Humidity (50±15 %) : 50.0 %RH  
Dilutor : API M700 S/N 625  
Zero Air : API M701 S/N 1926  
Standard gas : D636157

### Calibration of Span

Supply Gas	Ref Value(ppb)	Before of Span.(ppb)	After of Span.(ppb)	Abs% diff of Span
Zero	0.0	0.4	0.0	0.0
Span	400.0	394.0	400.0	0.0

### Multi Point Calibration

Ref Value(ppb)	Analyzer Disp.(ppb)	Output Difference		
		Diff (ppb)	Percent Diff	Abs Percent Diff
0.0	0.2	0.2	0.00	0.05
100.0	99.8	-0.2	0.00	0.20
200.0	199.5	-0.5	0.00	0.25
400.0	399.4	-0.6	0.00	0.15
Average Diff (%)				0.16



Calibrate by:

Approved by:

แก้ไขครั้งที่ : 00

วันที่อนุมัติ 02/09/15

เลขที่แบบฟอร์ม : QF-QP16-06



Thai Environmental Technic Limited  
บริษัท เทคนิคสิ่งแวดล้อมไทย จำกัด

## Analyzer Calibration Report

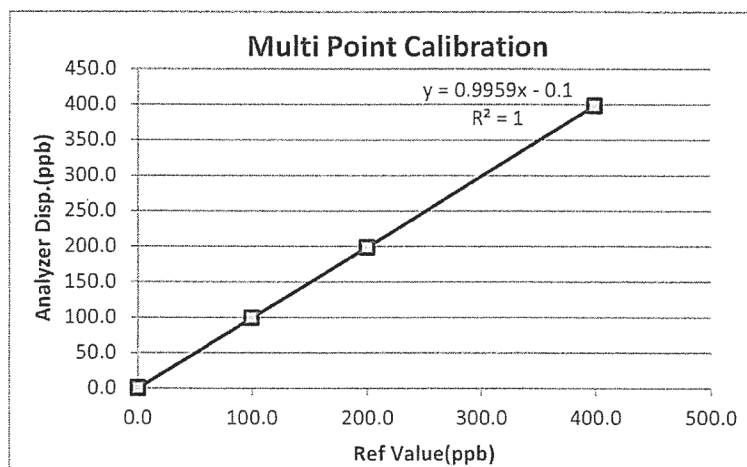
Calibrate Date	6-Nov-23	Temperature (°C)	: 25°C
Analyzer Type	SO <sub>2</sub>	Barometer (mmHg)	: 760.0
Brand	Thermo	Humidity (50±15 %)	: 50.0 %RH
Model	43C	Dilutor	: API M700 S/N 625
Serial Number	43C-TL-67266366 (No. 9)	Zero Air	: API M701 S/N 1926
Range	500 ppb	Standard gas	: D636157

### Calibration of Span

Supply Gas	Ref Value(ppb)	Before of Span.(ppb)	After of Span.(ppb)	Abs% diff of Span
Zero	0.0	2.1	0.0	0.0
Span	400.0	395.0	400.0	0.0

### Multi Point Calibration

Ref Value(ppb)	Analyzer Disp.(ppb)	Output Difference		
		Diff (ppb)	Percent Diff	Abs Percent Diff
0.0	0.3	0.3	0.00	0.08
100.0	99.2	-0.8	-0.01	0.80
200.0	198.7	-1.3	-0.01	0.65
400.0	398.5	-1.5	0.00	0.38
Average Diff (%)				0.48



Calibrate by:

*[Signature]*

Approved by:

*[Signature]*

แก้ไขครั้งที่ : 00

วันที่อนุมัติ 02/09/15

เลขที่แบบฟอร์ม : QF-QP16-06



# THAI METEOROLOGICAL DEPARTMENT

4353 Sukhumvit, Bangna, Bangkok 10260 Tel. 081-454-2804, 0-2399-0469

## Calibration Certificate

Issued by : Calibration & Test Section : Meteorological Instruments Bureau

Date of Issue 16 January, 2023

Certification No. 017/23

Page : 1 of 2

Object : Wind speed and wind direction

Manufacturer : Davis Instruments Inc.

Type : Weather Wizard II

Serial No. : W21110A55 ID No. : No.29

Customer : Thai Environmental Technic Limited.  
1/6 Soi Ramkhamhaeng 145,  
Khwaeng/Khet Saphan Sung, Bangkok 10240.

Calibration Condition : Temperature 25.1 °C Barometric Pressure 1009.8 hPa

### NATIONAL STANDARD WIND TUNNEL :

: Thermal Anemometer 642 S/N 91563

: HOOK GAGE NO 1425 Pitot Tube Theodor Friedrichs Type 0800.0000 serial 9023

N.I.S.T. Test Reference Number 731/241460 : Standard Velocity at 20 - 30 m/sec

: Ultrasonic Anemometer Model DA-650-3TV (sensor TR-90AH)

Serial Number 110730029 (sensor 120629586)

JAPAN QUALITY ASSURANCE ORGANIZATION : Standard Velocity at 0 - 20 m/sec

Calibrated by :

*Watchapol Subwat*

Signed :

Mr. Pisood Promsut

Mr. Watchapol Subwat

Mechanical Engineer

(Authorised Signatory)

for the Chief

Sub-Standard Instrument





## THAI METEOROLOGICAL DEPARTMENT

4353 Sukhumvit, Bangna, Bangkok 10260 Tel. 081-454-2804,0-2399-0469

### The Result of Calibration

Certification No. 017/23

16 January, 2023

Page : 2 of 2


Standard	HOOK GAGE NO. 1425			TESTED ANEMOMETER	
Ultrasonic Anemometer	Pressure	Vacuum	Velocity	Velocity	Correction
m/sec	inches H2O	inches H2O	m/sec	m/sec	m/sec
1.00	-	-	-	0.9	0.10
3.02	-	-	-	2.7	0.32
5.00	-	-	-	4.9	0.10
7.00	-	-	-	6.5	0.50
9.02	-	-	-	8.7	0.32
11.01	-	-	-	10.5	0.51
13.01	-	-	-	12.7	0.31
15.01	-	-	-	14.5	0.51
17.02	-	-	-	16.7	0.32
20.02	-	-	-	19.5	0.52

Wind Aloft Plotting Board.	
US.DEPARTMENT OF COMMERCE WEATHER BUREAU	
WIND DIRECTION	TESTED WIND DIRECTION
0	0
90	90
180	180
270	270

Calibrated by :

*Watchapol*

Mr. Watchapol Subwat  
Mechanical Engineer



Calibration & Test Section  
Meteorological Instruments Bureau



# THAI METEOROLOGICAL DEPARTMENT

4353 Sukhumvit, Bangna, Bangkok 10260 Tel. 081-454-2804, 0-2399-0469

## Calibration Certificate

Issued by : Calibration & Test Section : Meteorological Instruments Bureau

Date of Issue 16 January, 2023

Certification No. 016/23

Page : 1 of 2

Object : Wind speed and wind direction

Manufacturer : Davis Instruments Inc.

Type : Weather Wizard III

Serial No. : WC21014A92 ID No. : No.17

Customer : Thai Environmental Technic Limited.  
1/6 Soi Ramkhamhaeng 145,  
Khwaeng/Khet Saphan Sung, Bangkok 10240.

Calibration Condition : Temperature 25.1 °C Barometric Pressure 1009.4 hPa

### NATIONAL STANDARD WIND TUNNEL :

: Thermal Anemometer 642 S/N 91563


: HOOK GAGE NO 1425 Pitot Tube Theodor Friedrichs Type 0800.0000 serial 9023


N.I.S.T. Test Reference Number 731/241460 : Standard Velocity at 20 - 30 m/sec

: Ultrasonic Anemometer Model DA-650-3TV (sensor TR-90AH)

Serial Number 110730029 (sensor 120629586)

JAPAN QUALITY ASSURANCE ORGANIZATION : Standard Velocity at 0 - 20 m/sec

Calibrated by :   
Mr. Watcharapol Subwat  
Mechanical Engineer

Signed :   
Mr. Pisood Promsut

(Authorised Signatory)

for the Chief

Sub-Standard Instrument





## THAI METEOROLOGICAL DEPARTMENT

4353 Sukhumvit, Bangna, Bangkok 10260 Tel. 081-454-2804, 0-2399-0469

### The Result of Calibration

Certification No. 016/23

16 January, 2023

Page : 2 of 2

Standard Ultrasonic Anemometer m/sec	HOOK GAGE NO. 1425			TESTED ANEMOMETER	
	Pressure inches H2O	Vacumm inches H2O	Velocity m/sec	Velocity m/sec	Correction m/sec
1.00	-	-	-	0.4	0.60
3.02	-	-	-	2.2	0.82
5.00	-	-	-	4.5	0.50
7.00	-	-	-	6.3	0.70
9.02	-	-	-	8.5	0.52
11.01	-	-	-	10.3	0.71
13.01	-	-	-	12.5	0.51
15.01	-	-	-	14.3	0.71
17.02	-	-	-	16.5	0.52
20.02	-	-	-	19.3	0.72


Wind Aloft Plotting Board.	
US.DEPARTMENT OF COMMERCE WEATHER BUREAU	
WIND DIRETION	TESTED WIND DIRECTION
0	0
90	90
180	180
270	270

Calibrated by :

Watcharapol

Mr. Watcharapol Subwat

Mechanical Engineer





# THAI METEOROLOGICAL DEPARTMENT

4353 Sukhumvit, Bangna, Bangkok 10260 Tel. 081-454-2804,0-2399-0469

## Calibration Certificate

Issued by : Calibration & Test Section : Meteorological Instruments Bureau

Date of Issue 18 July, 2023

Certification No. 263/22

Page : 1 of 2

Object : Wind speed and wind direction

Manufacturer : Davis Instruments Inc.

Type : Weather Wizard III

Serial No. : WE00405A50 ID No. : No.12

Customer : Thai Environmental Technic Limited.  
1/6 Soi Ramkhamhaeng 145,  
Khwaeng/Khet Saphan Sung, Bangkok 10240.

Calibration Condition : Temperature 25.1 °C Barometric Pressure 1004.7 hPa

### NATIONAL STANDARD WIND TUNNEL :

: Thermal Anemometer 642 S/N 91563

: HOOK GAGE NO 1425 Pitot Tube Theodor Friedrichs Type 0800.0000 serial 9023

N.I.S.T. Test Reference Number 731/241460 : Standard Velocity at 20 - 30 m/sec

: Ultrasonic Anemometer Model DA-650-3TV (sensor TR-90AH)

Serial Number 110730029 (sensor 120629586)

JAPAN QUALITY ASSURANCE ORGANIZATION : Standard Velocity at 0 - 20 m/sec

Calibrated by :

*Watchapol*


Mr. Watcharapol Subwat

Mechanical Engineer

Signed :

*Pisood Promsut*

Mr. Pisood Promsut







## THAI METEOROLOGICAL DEPARTMENT

4353 Sukhumvit, Bangna, Bangkok 10260 Tel. 081-454-2804,0-2399-0469

### The Result of Calibration

Certification No. 263/22

18 July, 2023

Page : 2 of 2


Standard Ultrasonic Anemometer m/sec	HOOK GAGE NO. 1425			TESTED ANEMOMETER	
	Pressure inches H <sub>2</sub> O	Vacumm inches H <sub>2</sub> O	Velocity m/sec	Velocity m/sec	Correction m/sec
1.00	-	-	-	0.4	0.60
3.02	-	-	-	2.7	0.32
5.00	-	-	-	4.5	0.50
7.00	-	-	-	6.7	0.30
9.02	-	-	-	8.5	0.52
11.01	-	-	-	10.7	0.31
13.01	-	-	-	12.5	0.51
15.01	-	-	-	14.7	0.31
17.02	-	-	-	16.5	0.52
20.02	-	-	-	19.7	0.32

Wind Aloft Plotting Board.	
US.DEPARTMENT OF COMMERCE WEATHER BUREAU	
WIND DIRETION	TESTED WIND DIRECTION
0	0
90	90
180	180
270	270

Calibrated by :

*Watchapol*

Mr. Watchapol Subwat  
Mechanical Engineer





THAILAND INSTITUTE OF SCIENTIFIC AND TECHNOLOGICAL RESEARCH (TISTR)

Request No. 21-66/0197

MTC No. EEL. BP. 60/0166

## CALIBRATION CERTIFICATE

Submitted by : THAI ENVIRONMENTAL TECHNIC LIMITED.

Address : 1/6 Soi Ramkhamhaeng 145, Khwaeng/Khet Saphansung, Bangkok 10240.

Calibrated at : Electrical and Electronic Standards Laboratory, Industrial Metrology and Testing Service Centre.  
: Soi 1C, Bangpoo Industrial Estate, Sukhumvit Rd., Muang, Samutprakan 10280.

### Instrument Calibrated :

Description : Sound Calibrator

Manufacturer : Tenmars

Model : TM-100

Serial No. : 181203570

### Ambient Environment

Temperature :  $(23 \pm 3) ^\circ\text{C}$

Relative Humidity :  $(50 \pm 15) \%$

Ambient Pressure :  $(101.325 \pm 1.500) \text{ kPa}$

- Standards used :
1. Digital Function Synthesizer NF Electronic DF-193A S/N 122037.
  2. Measuring Amplifier Bruel&Kjaer 2636 S/N 1537484.
  3. Programmable Attenuator Tamagawa TPA-303A S/N OF 2214.
  4. Digital Multimeter Agilent 34401A S/N MY44005560.
  5. Pressure Transmitter Vaisala PTB202AD S/N T0650001.
  6. Audio Analyzer Keithley 2015-P S/N 4106495.
  7. Condenser Microphone Bruel&Kjaer 4180 S/N 2889871.

**Calibration Procedure:** CP-102-04 based on IEC 60942-2003. The sound pressure level of instrument was measured by standard microphone using an insert voltage technique.

This instrument has been calibrated against standards maintained at Electrical and Electronic Standards Laboratory (EEL), which are traceable to the International System of Units through the National Institute of Metrology (Thailand).

The information on actual reading is attached herewith and the uncertainty limits quoted refer to the measured values only.

Date of Receipt : 10 Jan. 2023

Date of Calibration : 16 Jan. 2023

1 / 3

The results relate only to the items tested/calibrated or value assigned.

Advertising the Report/Certificate and publicity of the results except in full are prohibited unless written permission is obtained from the governor of TISTR.

FM.BL.MTC.002 Rev.4

### Head Office

35 Mu 3 Tambon Khlong Ha, Amphoe Khlong Luang,  
Changwat Pathumthani 12120, Thailand  
Tel. (66) 0 2577 9000  
Fax. (66) 0 2577 9009  
E-mail : rumpa@tistr.or.th Website:www.tistr.or.th

### Office/Laboratory

Soi 1C, Bangpoo Industrial Estate, Sukhumvit Road,  
Amphoe Muang, Changwat Samutprakan 10280, Thailand  
Tel. (66) 0 2323 1672-80 ext. 115, 116  
Fax. (66) 0 2323 9165  
E-mail : mtc@tistr.or.th

### Office

196 Phahonyothin Road, Chatuchak, Bangkok 10900,  
Thailand  
Tel. (66) 0 2579 1121-30 ext. 5219, 5225, 5217  
Fax. (66) 0 2579 8592  
E-mail : sumalee@tistr.or.th

THAILAND INSTITUTE OF SCIENTIFIC AND TECHNOLOGICAL RESEARCH (TISTR)

Request No. 21-66/0197

MTC No. EEL. BP. 60/0166

The reported expanded uncertainty is based upon a standard uncertainty multiplied by a coverage factor  $k = 2$ , providing a level of confidence of approximately 95%.

Nominal Output of Unit Under Test = 94 dB re 20 $\mu$ Pa at 1000 Hz

Acoustic Output in dB re 20 $\mu$ Pa , Corrected to Reference Conditions : 101.325 kPa , 23.0°C and 50 %RH

1. Sound Pressure Level

Standard Microphone Type	Measured Sound Pressure Level (dB)	Deviated value (dB)	Uncertainty (dB)	Tolerance limit IEC60942:2003 Class 2
1/2 inch Bruel&Kjaer 4180	94.26	0.26	$\pm 0.10$	$\pm 0.75$ dB

2. Frequency

Standard Microphone Type	Measured Frequency (Hz)	Deviated value (Hz)	Uncertainty (Hz)	Tolerance limit IEC60942:2003 Class 2
1/2 inch Bruel&Kjaer 4180	989.3	-10.7	$\pm 1.5$	$\pm 2.0\%$

3. Total distortion

Standard Microphone Type	Measured Total distortion (%)	Uncertainty (%)	Tolerance limit IEC60942:2003 Class 2
1/2 inch Bruel&Kjaer 4180	2.20	$\pm 0.50$	$\pm 4.0\%$

Note : 1. No adjustment.

2. The calibrator pressure correction was not included.

3. The microphone volume correction was not included.

Date of Calibration : 16 Jan. 2023

2 / 3

The results relate only to the items tested/calibrated or value assigned.

Advertising the Report/Certificate and publicity of the results except in full are prohibited unless written permission is obtained from the governor of TISTR.

FM.BL.MTC.002 Rev.4

Head Office

35 Mu 3 Tambon Khlong Ha, Amphoe Khlong Luang,  
Changwat Pathumthani 12120, Thailand  
Tel. (66) 0 2577 9000  
Fax. (66) 0 2577 9009  
E-mail : rumpai@tistr.or.th Website:www.tistr.or.th

Office/Laboratory

Soi 1C, Bangpoo Industrial Estate, Sukhumvit Road,  
Amphoe Muang, Changwat Samutprakan 10280, Thailand  
Tel. (66) 0 2323 1672-80 ext. 115, 116  
Fax. (66) 0 2323 9165  
E-mail : mtc@tistr.or.th

Office

196 Phahonyothin Road, Chatuchak, Bangkok 10900,  
Thailand  
Tel. (66) 0 2579 1121-30 ext. 5219, 5225, 5217  
Fax. (66) 0 2579 8592  
E-mail : sumalee@tistr.or.th



## THAILAND INSTITUTE OF SCIENTIFIC AND TECHNOLOGICAL RESEARCH (TISTR)

Request No. 21-66/0197

MTC No. EEL. BP. 60/0166

Nominal Output of Unit Under Test = 114 dB re 20 $\mu$ Pa at 1000 HzAcoustic Output in dB re 20 $\mu$ Pa , Corrected to Reference Conditions : 101.325 kPa , 23.0 °C and 50 %RH

## 1. Sound Pressure Level

Standard Microphone Type	Measured Sound Pressure Level (dB)	Deviated value (dB)	Uncertainty (dB)	Tolerance limit IEC60942:2003 Class 2
1/2 inch Bruel&Kjaer 4180	113.96	-0.04	$\pm 0.10$	$\pm 0.75$ dB

## 2. Frequency

Standard Microphone Type	Measured Frequency (Hz)	Deviated value (Hz)	Uncertainty (Hz)	Tolerance limit IEC60942:2003 Class 2
1/2 inch Bruel&Kjaer 4180	985.1	-14.9	$\pm 1.5$	$\pm 2.0\%$

## 3. Total Distortion


Standard Microphone Type	Measured Total Distortion (%)	Uncertainty (%)	Tolerance limit IEC60942:2003 Class 2
1/2 inch Bruel&Kjaer 4180	2.60	$\pm 0.60$	$\pm 4.0\%$

Note : 1. No adjustment.


2. The calibrator pressure correction was not included.

3. The microphone volume correction was not included.

Calibrated by :

  
.....  
(Mr. Weerachai Deechaiyae)

Approved by :

  
.....  
(Mr. Prawate Kluaypa)

Director

Electrical and Electronic Standards Laboratory

Industrial Metrology and Testing Service Centre

Date of Calibration : 16 Jan. 2023

Date of Issue : 18 Jan. 2023

Ref : 2011266011000062001

End of Certificate

3 / 3

The results relate only to the items tested/calibrated or value assigned.

Advertising the Report/Certificate and publicity of the results except in full are prohibited unless written permission is obtained from the governor of TISTR.

FM.BL.MTC.002 Rev.4

## Head Office

35 Mu 3 Tambon Khlong Ha, Amphoe Khlong Luang,  
Changwat Pathumthani 12120, Thailand  
Tel. (66) 0 2577 9000  
Fax. (66) 0 2577 9009  
E-mail : rumpai@tistr.or.th Website:www.tistr.or.th

## Office/Laboratory

Soi 1C, Bangpoo Industrial Estate, Sukhumvit Road,  
Amphoe Muang, Changwat Samutprakan 10280, Thailand  
Tel. (66) 0 2323 1672-80 ext. 115, 116  
Fax. (66) 0 2323 9165  
E-mail : mtc@tistr.or.th

## Office

196 Phahonyothin Road, Chatuchak, Bangkok 10900,  
Thailand  
Tel. (66) 0 2579 1121-30 ext. 5219, 5225, 5217  
Fax. (66) 0 2579 8592  
E-mail : sumalee@tistr.or.th





SCARLET | TECH



Calibration Laboratory  
3519

# Certificate of Calibrator

## for ST-120 Sound Calibrator

No. 20210923J143

Name of Product Sound Calibrator

Type ST-120


Serial Number ST120C0263E

Specification Class 1

Date 2022/12/22

Tested by

*Jim Lin*



1. Outside : OK  
2. Sound Pressure Level : 93.97 dB ; 114.03 dB  
3. Frequency : 998.30 Hz  
4. Distortion : 1.15 % ; 1.35 %

### Environment conditions :

Air temperature : 18 °C  
Relative humidity : 62 %  
Static pressure : 101.9 kPa

**Scarlet Tech Co., Ltd.**

4F-3, No. 347, HePing E Rd, 2nd Sec, DaAn District, Taipei City 106, Taiwan  
E-mail: [info@scarlet.com.tw](mailto:info@scarlet.com.tw) [www.scarlet-tech.com](http://www.scarlet-tech.com)




Thai Environmental Technic Limited  
บริษัท เทคนิคสิ่งแวดล้อมไทย จำกัด

## Sound Level Meter Calibration Report

Equipment Type	: Sound Level Meter	Calibration Date	: 25-Nov-2023
Calibrator	: TENMARS Sound Calibrator TM-100	Barometric pressure (mmHg)	: 759.0 mmHg
Standard	: IEC 60942	Temperature (23±3)°C	: 25.60 °C
Accuracy	: 94.0 ±0.3 dB and 114.0 ±0.5 dB	Relative Humidity(50±15 %)	: 50.0 % RH
Frequency	: at 1,000 Hz ±1%	Dued Date of Calibrate	: 31-Dec-2023
Calibrator Serial NO.	: 181203570		

Item	Instrument Calibrated			Reference Acoustic dB	Before Adjust				After Adjust ± dB	Deviation ± dB	Result Calibrate
	Brand	Model	Serial NO.		ครั้งที่ 1	ครั้งที่ 2	ครั้งที่ 3	เฉลี่ย			
18	ACO	6226	070046	94.0	94.2	94.2	94.2	94.2	94.0	0.2	PASS
				114.0	114.1	114.1	114.1	114.1			
19	ACO	6226	070047	94.0	94.2	94.2	94.2	94.2	94.0	0.2	PASS
				114.0	114.2	114.2	114.2	114.2			
20	ACO	6226	070048	94.0	93.7	93.7	93.7	93.7	94.0	0.3	PASS
				114.0	113.7	113.7	113.7	113.7			
21	ACO	6226	070049	94.0	94.2	94.2	94.2	94.2	94.0	0.2	PASS
				114.0	114.1	114.1	114.1	114.1			
23	RION	NL-21	00487676	94.0	93.9	93.9	93.9	93.9	94.0	0.1	PASS
				114.0	113.8	113.8	113.8	113.8			
25	ACO	6226	100098	94.0	93.8	93.8	93.8	93.8	94.0	0.2	PASS
				114.0	113.9	113.9	113.9	113.9			
26	ACO	6226	100099	94.0	94.1	94.1	94.1	94.1	94.0	0.1	PASS
				114.0	114.1	114.1	114.1	114.1			
28	ACO	6226	100101	94.0	94.0	94.0	94.0	94.0	94.0	0.0	PASS
				114.0	113.9	113.9	113.9	113.9			
29	ACO	6226	100102	94.0	94.1	94.1	94.1	94.1	94.0	0.1	PASS
				114.0	114.1	114.1	114.1	114.1			
30	ACO	6226	100106	94.0	93.9	93.9	93.9	93.9	94.0	0.1	PASS
				114.0	113.9	113.9	113.9	113.9			

Calibration By : 

Approve by : 




Thai Environmental Technic Limited  
บริษัท เทคนิกล้างแวลดไทย จำกัด


## Sound Level Meter Calibration Report

Equipment Type : Sound Level Meter  
Calibrator : TENMARS Sound Calibrator TM-100  
Standard : IEC 60942  
Accuracy : 94.0 ±0.3 dB and 114.0±0.5 dB  
Frequency : at 1,000 Hz ±1%  
Calibrator Serial NO. : 181203570

Calibration Date : 25-Nov-2023  
Barometric pressure (mmHg) : 759.0 mmHg  
Temperature (23±3)°C : 25.60 °C  
Relative Humidity(50±15 %) : 50.0 % RH  
Dued Date of Calibrate : 31-Dec-2023

Item	Instrument Calibrated			Reference Acoustic dB	Before Adjust				After Adjust ± dB	Deviation ± dB	Result Calibrate
	Brand	Model	Serial NO.		ครั้งที่ 1	ครั้งที่ 2	ครั้งที่ 3	เฉลี่ย			
31	ACO	6226	110098	94.0	94.1	94.1	94.1	94.1	94.0	0.1	PASS
				114.0	114.1	114.1	114.1	114.1			
32	ACO	6226	110105	94.0	94.1	94.1	94.1	94.1	94.0	0.1	PASS
				114.0	114.1	114.1	114.1	114.1			
33	ACO	6226	110096	94.0	93.8	93.8	93.8	93.8	94.0	0.2	PASS
				114.0	113.8	113.8	113.8	113.8			
34	ACO	6226	110099	94.0	94.1	94.1	94.1	94.1	94.0	0.1	PASS
				114.0	114.1	114.1	114.1	114.1			
35	ACO	6226	110097	94.0	93.9	93.9	93.9	93.9	94.0	0.1	PASS
				114.0	113.8	113.8	113.8	113.8			
36	ACO	6226	110102	94.0	93.9	93.9	93.9	93.9	94.0	0.1	PASS
				114.0	113.7	113.7	113.7	113.7			
37	ACO	6226	110101	94.0	94.2	94.2	94.2	94.2	94.0	0.2	PASS
				114.0	114.1	114.1	114.1	114.1			
38	ACO	6226	110106	94.0	94.3	94.3	94.3	94.3	94.0	0.3	PASS
				114.0	114.3	114.3	114.3	114.3			
39	ACO	6226	110104	94.0	94.1	94.1	94.1	94.1	94.0	0.1	PASS
				114.0	114.0	114.0	114.0	114.0			
40	ACO	6226	110100	94.0	94.2	94.2	94.2	94.2	94.0	0.2	PASS
				114.0	114.2	114.2	114.2	114.2			

Calibration By : 

Approve by : 





Thai Environmental Technic Limited  
บริษัท เทคนิคสิ่งแวดล้อมไทย จำกัด

## Sound Level Meter Calibration Report

Equipment Type	: Sound Level Meter	Calibration Date	: 25-Nov-2023
Calibrator	: TENMARS Sound Calibrator TM-100	Barometric pressure (mmHg)	: 759.0 mmHg
Standard	: IEC 60942	Temperature (23±3)°C	: 25.60 °C
Accuracy	: 94.0 ±0.3 dB and 114.0±0.5 dB	Relative Humidity(50±15 %)	: 50.0 % RH
Frequency	: at 1,000 Hz ±1%	Dued Date of Calibrate	: 31-Dec-2023
Calibrator Serial NO.	: 181203570		

Item	Instrument Calibrated			Reference Acoustic dB	Before Adjust				After Adjust ± dB	Deviation ± dB	Result Calibrate
	Brand	Model	Serial NO.		ครั้งที่ 1	ครั้งที่ 2	ครั้งที่ 3	เฉลี่ย			
41	ACO	6226	130127	94.0	94.0	94.0	94.0	94.0	94.0	0.0	PASS
				114.0	114.0	114.0	114.0	114.0			
42	ACO	6226	130128	94.0	94.1	94.1	94.1	94.1	94.0	0.1	PASS
				114.0	114.1	114.1	114.1	114.1			
43	ACO	6226	130129	94.0	93.9	93.9	93.9	93.9	94.0	0.1	PASS
				114.0	114.0	114.0	114.0	114.0			
44	ACO	6226	130130	94.0	94.1	94.1	94.1	94.1	94.0	0.1	PASS
				114.0	114.1	114.1	114.1	114.1			
45	ACO	6226	130131	94.0	94.1	94.1	94.1	94.1	94.0	0.1	PASS
				114.0	114.1	114.1	114.1	114.1			
46	ACO	6236	112029	94.0	93.9	93.9	93.9	93.9	94.0	0.1	PASS
				114.0	113.5	113.5	113.5	113.5			
47	ACO	6236	152073	94.0	94.0	94.0	94.0	94.0	94.0	0.0	PASS
				114.0	114.0	114.0	114.0	114.0			
48	ACO	6236	152074	94.0	94.1	94.1	94.1	94.1	94.0	0.1	PASS
				114.0	114.1	114.1	114.1	114.1			
49	ACO	6236	152075	94.0	94.2	94.2	94.2	94.2	94.0	0.2	PASS
				114.0	114.2	114.2	114.2	114.2			
50	ACO	6236	152076	94.0	94.2	94.2	94.2	94.2	94.0	0.2	PASS
				114.0	114.2	114.2	114.2	114.2			

Calibration By : 

Approve by : 







Thai Environmental Technic Limited  
บริษัท เทคนิกลสิ่งแวดล้อมไทย จำกัด

## Sound Level Meter Calibration Report

Equipment Type	: Sound Level Meter	Calibration Date	: 25-Nov-2023
Calibrator	: TENMARS Sound Calibrator TM-100	Barometric pressure (mmHg)	: 759.0 mmHg
Standard	: IEC 60942	Temperature (23±3)°C	: 25.60 °C
Accuracy	: 94.0 ±0.3 dB and 114.0±0.5 dB	Relative Humidity(50±15 %)	: 50.0 % RH
Frequency	: at 1,000 Hz ±1%	Dued Date of Calibrate	: 31-Dec-2023
Calibrator Serial NO.	: 181203570		

Item	Instrument Calibrated			Reference Acoustic dB	Before Adjust				After Adjust ± dB	Deviation ± dB	Result Calibrate
	Brand	Model	Serial NO.		ครั้งที่ 1	ครั้งที่ 2	ครั้งที่ 3	เฉลี่ย			
51	ACO	6236	152077	94.0	94.1	94.1	94.1	94.1	94.0	0.1	PASS
				114.0	113.9	113.9	113.9	113.9			
52	ACO	6226	150142	94.0	94.1	94.1	94.1	94.1	94.0	0.1	PASS
				114.0	114.0	114.0	114.0	114.0			
53	ACO	6226	160095	94.0	93.9	93.9	93.9	93.9	94.0	0.1	PASS
				114.0	113.8	113.8	113.8	113.8			
54	ACO	6226	160096	94.0	93.9	93.9	93.9	93.9	94.0	0.1	PASS
				114.0	113.8	113.8	113.8	113.8			
55	ACO	6226	160097	94.0	93.8	93.8	93.8	93.8	94.0	0.2	PASS
				114.0	113.7	113.7	113.7	113.7			
56	ACO	6226	160098	94.0	93.7	93.7	93.7	93.7	94.0	0.3	PASS
				114.0	113.8	113.8	113.8	113.8			
57	ACO	6226	160099	94.0	94.2	94.2	94.2	94.2	94.0	0.2	PASS
				114.0	114.1	114.1	114.1	114.1			
58	ACO	6226	160143	94.0	94.0	94.0	94.0	94.0	94.0	0.0	PASS
				114.0	114.0	114.0	114.0	114.0			
59	ACO	6226	160203	94.0	93.1	93.1	93.1	93.1	94.0	0.1	PASS
				114.0	113.1	113.1	113.1	113.1			
60	ACO	6226	160204	94.0	94.0	94.0	94.0	94.0	0.0	0.1	PASS
				114.0	114.0	114.0	114.0	114.0			

Calibration By : 

Approve by : 



Thai Environmental Technic Limited

บริษัท เทคนิคสิ่งแวดล้อมไทย จำกัด

## Sound Level Meter Calibration Report

Equipment Type : Sound Level Meter  
 Calibrator : SCARLET ST-120  
 Standard : IEC 60942:2017 CLASS1  
 Accuracy : 94.0 ±0.3 dB and 114.0±0.5 dB  
 Frequency : at 1,000 Hz ±1%  
 Calibrator Serial NO. : ST120C0263E

Calibration Date : 25-Nov-2023  
 Barometric pressure (mmHg) : 759.0 mmHg  
 Temperature (23±3)°C : 25.60 °C  
 Relative Humidity(50±15 %) : 50.0 % RH  
 Dued Date of Calibrate : 31-Dec-2023

Item	Instrument Calibrated			Reference Acoustic dB	Before Adjust				After Adjust ± dB	Deviation ± dB	Result Calibrate
	Brand	Model	Serial NO.		ครั้งที่ 1	ครั้งที่ 2	ครั้งที่ 3	เฉลี่ย			
78	SCARLET	ST-11D	820390	94.0	94.0	94.0	94.0	94.0	94.0	0.0	PASS
				114.0	114.0	114.0	114.0	114.0			
79	SCARLET	ST-11D	820391	94.0	94.1	94.1	94.1	94.1	94.0	0.1	PASS
				114.0	114.0	114.0	114.0	114.0			
80	SCARLET	ST-11D	820392	94.0	94.0	94.0	94.0	94.0	94.0	0.0	PASS
				114.0	114.0	114.0	114.0	114.0			
81	SCARLET	ST-11D	820393	94.0	94.0	94.0	94.0	94.0	94.0	0.0	PASS
				114.0	114.0	114.0	114.0	114.0			
82	SCARLET	ST-11D	820394	94.0	94.0	94.0	94.0	94.0	94.0	0.0	PASS
				114.0	114.0	114.0	114.0	114.0			
83	SCARLET	ST-11D	820877	94.0	94.1	94.1	94.1	94.1	94.0	0.1	PASS
				114.0	114.1	114.1	114.1	114.1			
84	SCARLET	ST-11D	820878	94.0	94.0	94.0	94.0	94.0	94.0	0.0	PASS
				114.0	114.0	114.0	114.0	114.0			
85	SCARLET	ST-11D	820879	94.0	94.0	94.0	94.0	94.0	94.0	0.0	PASS
				114.0	114.0	114.0	114.0	114.0			

Calibration By :

Approve by :