ภาคผนวก ค

เอกสารประกอบมาตรการติดตามตรวจสอบ
ผลกระทบสิ่งแวดล้อม

ภาคผนวก ค-1

ใบรับรองผลการตรวจวิเคราะห์

คุณภาพอากาศในบรรยากาศ

Analysis / Test Report

Client : Gulf NLL2 Co., Ltd.
399 Moo 3, Nong La Lork, Ban Khai, Rayong Thailand 21120
P/O : 4210901773
Project Name : Monitoring EIA
Project Location : GNLL2

Lot ID: 23125119
Date Received : Nov 16, 2023
Date Reported : Nov 22, 2023
Report Number: 2817638-1

Sample Description Air Quality
Location วัดสวนหลวง (GPS 47P 744062, 1420454)
Parameter Nitrogen dioxide (ppm)
Measurement Date Nov 09, 2023 - Nov 16, 2023
Measurement by Norranon Tathongkham

Time	23125119-1 Nov 09, 2023	23125119-2 Nov 10, 2023	23125119-3 Nov 11, 2023	23125119-4 Nov 12, 2023	23125119-5 Nov 13, 2023	23125119-6 Nov 14, 2023	23125119-7 Nov 15, 2023
10:00 AM - 11:00 AM	0.006	0.008	0.004	0.004	0.004	0.005	0.007
11:00 AM - 12:00 PM	0.006	0.009	0.005	0.007	0.005	0.006	0.006
12:00 PM - 01:00 PM	0.010	0.008	0.006	0.007	0.007	0.008	0.004
01:00 PM - 02:00 PM	0.007	0.008	0.008	0.008	0.007	0.007	0.005
02:00 PM - 03:00 PM	0.007	0.007	0.007	0.004	0.007	0.007	0.009
03:00 PM - 04:00 PM	0.007	0.009	0.006	0.004	0.004	0.005	0.008
04:00 PM - 05:00 PM	0.006	0.008	0.005	0.004	0.004	0.004	0.005
05:00 PM - 06:00 PM	0.007	0.006	0.006	0.005	0.006	0.004	0.007
06:00 PM - 07:00 PM	0.006	0.008	0.004	0.006	0.008	0.004	0.004
07:00 PM - 08:00 PM	0.006	0.004	0.004	0.004	0.004	0.004	0.003
08:00 PM - 09:00 PM	0.006	0.004	0.004	0.004	0.003	0.004	0.002
09:00 PM - 10:00 PM	0.003	0.004	0.002	0.004	0.002	0.005	0.003
10:00 PM - 11:00 PM	0.004	0.004	0.003	0.002	0.002	0.003	0.003
11:00 PM - 12:00 AM	0.002	0.004	0.002	0.002	0.002	0.002	0.004
12:00 AM - 01:00 AM	0.004	0.003	0.002	0.002	0.001	0.002	0.003
01:00 AM - 02:00 AM	0.003	0.004	0.001	0.001	0.001	0.003	0.003
02:00 AM - 03:00 AM	0.003	0.004	0.001	0.002	0.001	0.003	0.004
03:00 AM - 04:00 AM	0.004	0.004	0.001	0.002	<0.001	0.004	0.005
04:00 AM - 05:00 AM	0.004	0.004	0.001	0.002	0.002	0.004	0.004
05:00 AM - 06:00 AM	0.003	0.003	0.002	0.002	0.002	0.004	0.006
06:00 AM - 07:00 AM	0.004	0.004	0.004	0.004	0.004	0.004	0.005
07:00 AM - 08:00 AM	0.004	0.004	0.004	0.004	0.003	0.004	0.006
08:00 AM - 09:00 AM	0.005	0.003	0.003	0.004	0.003	0.004	0.005
09:00 AM - 10:00 AM	0.007	0.004	0.004	0.004	0.004	0.004	0.005
Average	0.005	0.005	0.004	0.004	0.004	0.004	0.005
1hr - Maximum	0.010	0.009	0.008	0.008	0.008	0.008	0.009
Standard 1hr - Average	0.170	0.170	0.170	0.170	0.170	0.170	0.170

Standard : Notification of the National Environment Board No. 33, 2009 (B.E. 2552).
Reference Method : US EPAMethod Part 50 App. F (Chemiluminescence)

Results apply to the sample(s) as submitted, unless the sampling was conducted by ALS. No part of this report may be reproduced in any form without written consent from the laboratory. ALS Laboratory Group (Thailand) strongly recommends that this report is not reproduced except in full.

Approved by Orawan R.
Orawan Rakyong
Scientist (3)

ADDRESS 104 Phatthanakan 40, Phatthanakan Rd., Khwaeng Phatthanakan, Khet Suan Luang, Bangkok 10250 Thailand | PHONE +66 0 2760 3000 | FAX +66 0 2760 3197
ALS LABORATORY GROUP (THAILAND) CO., LTD. An ALS Limited Company

Life Sciences www.alsglobal.com
RIGHT SOLUTIONS RIGHT PARTNER

Analysis / Test Report

Client : Gulf NLL2 Co., Ltd.
399 Moo 3, Nong La Lork, Ban Khai, Rayong Thailand 21120
P/O : 4210901773
Project Name : Monitoring EIA
Project Location : GNLL2

Lot ID: 23125119
Date Received : Nov 16, 2023
Date Reported : Nov 22, 2023
Report Number: 2844147-1

Sample Description Air Quality
Location รพ.สต.บ้านคลองน้ำเย็น (GSP 47P 747473, 1419148)
Parameter Nitrogen dioxide (ppm)
Measurement Date Nov 09, 2023 - Nov 16, 2023
Measurement by Norranon Tathongkham

Time	23125119-8 Nov 09, 2023	23125119-9 Nov 10, 2023	23125119-10 Nov 11, 2023	23125119-11 Nov 12, 2023	23125119-12 Nov 13, 2023	23125119-13 Nov 14, 2023	23125119-14 Nov 15, 2023
11:00 AM - 12:00 PM	0.005	0.005	0.003	0.006	0.007	0.004	0.004
12:00 PM - 01:00 PM	0.003	0.004	0.002	0.007	0.003	0.004	0.005
01:00 PM - 02:00 PM	0.002	0.006	0.004	0.005	0.005	0.005	0.005
02:00 PM - 03:00 PM	0.003	0.006	0.007	0.005	0.006	0.003	0.006
03:00 PM - 04:00 PM	0.003	0.006	0.006	0.006	0.007	0.004	0.005
04:00 PM - 05:00 PM	0.002	0.006	0.002	0.007	0.006	0.002	0.003
05:00 PM - 06:00 PM	0.003	0.006	0.003	0.005	0.006	0.002	0.006
06:00 PM - 07:00 PM	0.002	0.005	0.002	0.005	0.005	0.006	0.004
07:00 PM - 08:00 PM	0.003	0.003	0.001	0.006	0.002	0.002	0.004
08:00 PM - 09:00 PM	0.004	0.002	0.004	0.007	0.003	0.001	0.002
09:00 PM - 10:00 PM	0.006	0.002	0.003	0.004	0.003	0.002	0.002
10:00 PM - 11:00 PM	0.004	0.003	0.002	0.006	0.003	0.002	0.002
11:00 PM - 12:00 AM	0.004	0.001	0.002	0.004	0.003	0.002	0.002
12:00 AM - 01:00 AM	0.004	0.002	0.002	0.004	0.004	0.002	0.002
01:00 AM - 02:00 AM	0.004	0.006	0.002	0.003	0.002	0.005	0.002
02:00 AM - 03:00 AM	0.005	0.005	0.002	0.003	0.002	0.003	0.003
03:00 AM - 04:00 AM	0.004	0.003	<0.001	0.003	0.003	0.004	0.002
04:00 AM - 05:00 AM	0.004	0.003	0.001	0.003	0.003	0.004	0.003
05:00 AM - 06:00 AM	0.003	0.002	0.003	0.004	0.004	0.002	0.003
06:00 AM - 07:00 AM	0.003	0.002	0.004	0.005	0.002	0.003	0.002
07:00 AM - 08:00 AM	0.003	0.002	0.003	0.004	0.001	0.003	0.003
08:00 AM - 09:00 AM	0.004	0.004	0.007	0.007	0.002	0.005	0.004
09:00 AM - 10:00 AM	0.005	0.004	0.007	0.006	0.007	0.004	0.003
10:00 AM - 11:00 AM	0.004	0.002	0.007	0.006	0.005	0.003	0.005
Average	0.004	0.004	0.003	0.005	0.004	0.003	0.003
1hr - Maximum	0.006	0.006	0.007	0.007	0.007	0.006	0.006
Standard 1hr - Average	0.170	0.170	0.170	0.170	0.170	0.170	0.170

Standard : Notification of the National Environment Board No. 33, 2009 (B.E. 2552).
Reference Method : US EPAMethod Part 50 App. F (Chemiluminescence)

Results apply to the sample(s) as submitted, unless the sampling was conducted by ALS. No part of this report may be reproduced in any form without written consent from the laboratory. ALS Laboratory Group (Thailand) strongly recommends that this report is not reproduced except in full.

Approved by Orawan R.
Orawan Rakyong
Scientist (3)

ADDRESS 104 Phatthanakan 40, Phatthanakan Rd., Khwaeng Phatthanakan, Khet Suan Luang, Bangkok 10250 Thailand | PHONE +66 0 2760 3000 | FAX +66 0 2760 3197
ALS LABORATORY GROUP (THAILAND) CO., LTD. An ALS Limited Company

Life Sciences www.alsglobal.com
RIGHT SOLUTIONS RIGHT PARTNER

Analysis / Test Report

Client : Gulf NLL2 Co., Ltd.
399 Moo 3, Nong La Lork, Ban Khai, Rayong Thailand 21120
P/O : GNLL2-4210900304
Project Name : Monitoring EIA
Project Location : GNLL2

Lot ID: 23125199
Date Received : Nov 16, 2023
Date Reported : Nov 22, 2023
Report Number: 2844248-1C15

Sample Description Air Quality
Location ชุมชนบ้านสามแยก
Parameter Nitrogen dioxide (ppm)
Measurement Date Nov 09, 2023 - Nov 16, 2023
Measurement by Norranon Tathongkham

Time	23125199-8 Nov 09, 2023	23125199-9 Nov 10, 2023	23125199-10 Nov 11, 2023	23125199-11 Nov 12, 2023	23125199-12 Nov 13, 2023	23125199-13 Nov 14, 2023	23125199-14 Nov 15, 2023
12:00 PM - 01:00 PM	0.003	0.003	0.004	0.007	0.004	0.004	0.003
01:00 PM - 02:00 PM	0.002	0.006	0.005	0.006	0.008	0.005	0.003
02:00 PM - 03:00 PM	0.002	0.003	0.003	0.005	0.007	0.004	0.004
03:00 PM - 04:00 PM	0.003	0.003	0.004	0.004	0.005	0.008	0.004
04:00 PM - 05:00 PM	0.004	0.004	0.005	0.004	0.005	0.004	0.006
05:00 PM - 06:00 PM	0.004	0.006	0.006	0.004	0.006	0.004	0.004
06:00 PM - 07:00 PM	0.004	0.004	0.006	0.004	0.004	0.004	0.005
07:00 PM - 08:00 PM	0.004	0.004	0.008	0.003	0.004	0.004	0.004
08:00 PM - 09:00 PM	0.004	0.003	0.004	0.003	0.004	0.004	0.003
09:00 PM - 10:00 PM	0.004	0.003	0.003	0.004	0.004	0.004	0.004
10:00 PM - 11:00 PM	0.003	0.003	0.002	0.003	0.004	0.004	0.004
11:00 PM - 12:00 AM	0.003	0.003	0.002	0.003	0.003	0.004	0.004
12:00 AM - 01:00 AM	0.005	0.003	0.002	0.004	0.003	0.005	0.004
01:00 AM - 02:00 AM	0.003	0.004	0.002	0.003	0.003	0.004	0.004
02:00 AM - 03:00 AM	0.003	0.003	0.002	0.002	0.003	0.004	0.008
03:00 AM - 04:00 AM	0.003	0.004	0.002	0.002	0.004	0.004	0.004
04:00 AM - 05:00 AM	0.003	0.003	0.002	0.002	0.004	0.004	0.004
05:00 AM - 06:00 AM	0.003	0.004	0.002	0.002	0.004	0.004	0.005
06:00 AM - 07:00 AM	0.003	0.003	0.002	0.003	0.004	0.004	0.005
07:00 AM - 08:00 AM	0.006	0.003	0.004	0.010	0.004	0.004	0.010
08:00 AM - 09:00 AM	0.005	0.003	0.006	0.006	0.004	0.003	0.008
09:00 AM - 10:00 AM	0.003	0.003	0.007	0.005	0.004	0.003	0.006
10:00 AM - 11:00 AM	0.003	0.004	0.004	0.006	0.004	0.003	0.010
11:00 AM - 12:00 PM	0.003	0.004	0.006	0.006	0.006	0.003	0.007
Average	0.003	0.004	0.004	0.004	0.004	0.004	0.005
1hr - Maximum	0.006	0.006	0.008	0.010	0.008	0.008	0.010
Standard 1hr - Average	0.170	0.170	0.170	0.170	0.170	0.170	0.170

Standard : Notification of the National Environment Board No. 33, 2009 (B.E. 2552).
Reference Method : US EPAMethod Part 50 App. F (Chemiluminescence)

The above results are valid only for the analyzed/tested sample(s) as indicated in this report. No part of this report or certificate may be reproduced in any form without written consent from the Laboratory. ALS Laboratory Group (Thailand) strongly recommends that this report is not reproduced except in full.

Approved by Orawan R.
Orawan Rakyong
Scientist (3)

ADDRESS 104 Phatthanakan 40, Phatthanakan Rd., Khwaeng Phatthanakan, Khet Suan Luang, Bangkok 10250 Thailand PHONE +66 0 2760 3000 FAX +66 0 2760 3197

Analysis / Test Report

Client : Gulf NLL2 Co., Ltd.
399 Moo 3, Nong La Lork, Ban Khai, Rayong Thailand 21120
P/O : 4210901773
Project Name : Monitoring EIA
Project Location : GNLL2

Lot ID: 23125119
Date Received : Nov 16, 2023
Date Reported : Nov 22, 2023
Report Number: 2844148-1

Sample Description Air Quality
Location บ้านตรอกสัตบัน (GPS 47P 747552, 1413909)
Parameter Nitrogen dioxide (ppm)
Measurement Date Nov 09, 2023 - Nov 16, 2023
Measurement by Norranon Tathongkham

Time	23125119-15 Nov 09, 2023	23125119-16 Nov 10, 2023	23125119-17 Nov 11, 2023	23125119-18 Nov 12, 2023	23125119-19 Nov 13, 2023	23125119-20 Nov 14, 2023	23125119-21 Nov 15, 2023
11:00 AM - 12:00 PM	0.002	0.004	0.006	0.006	0.004	0.005	0.014
12:00 PM - 01:00 PM	0.003	0.003	0.005	0.004	0.004	0.005	0.006
01:00 PM - 02:00 PM	0.004	0.004	0.005	0.004	0.004	0.004	0.008
02:00 PM - 03:00 PM	0.005	0.004	0.005	0.005	0.004	0.004	0.011
03:00 PM - 04:00 PM	0.004	0.003	0.005	0.004	0.007	0.004	0.011
04:00 PM - 05:00 PM	0.005	0.005	0.004	0.003	0.006	0.004	0.008
05:00 PM - 06:00 PM	0.006	0.008	0.005	0.004	0.007	0.006	0.010
06:00 PM - 07:00 PM	0.009	0.008	0.009	0.007	0.008	0.009	0.008
07:00 PM - 08:00 PM	0.012	0.008	0.011	0.010	0.008	0.010	0.008
08:00 PM - 09:00 PM	0.010	0.008	0.011	0.008	0.008	0.008	0.010
09:00 PM - 10:00 PM	0.008	0.008	0.007	0.007	0.010	0.006	0.011
10:00 PM - 11:00 PM	0.006	0.007	0.007	0.006	0.007	0.005	0.010
11:00 PM - 12:00 AM	0.006	0.005	0.005	0.005	0.006	0.005	0.008
12:00 AM - 01:00 AM	0.005	0.005	0.005	0.004	0.007	0.005	0.009
01:00 AM - 02:00 AM	0.005	0.006	0.005	0.004	0.006	0.005	0.009
02:00 AM - 03:00 AM	0.004	0.005	0.005	0.004	0.005	0.005	0.008
03:00 AM - 04:00 AM	0.004	0.005	0.008	0.005	0.004	0.004	0.007
04:00 AM - 05:00 AM	0.004	0.004	0.007	0.005	0.003	0.004	0.008
05:00 AM - 06:00 AM	0.004	0.005	0.006	0.004	0.004	0.004	0.008
06:00 AM - 07:00 AM	0.004	0.006	0.005	0.004	0.004	0.004	0.008
07:00 AM - 08:00 AM	0.006	0.007	0.005	0.006	0.006	0.007	0.009
08:00 AM - 09:00 AM	0.006	0.008	0.005	0.005	0.008	0.007	0.008
09:00 AM - 10:00 AM	0.005	0.007	0.005	0.005	0.006	0.007	0.009
10:00 AM - 11:00 AM	0.006	0.007	0.006	0.005	0.005	0.010	0.006
Average	0.006	0.006	0.006	0.005	0.006	0.006	0.009
1hr - Maximum	0.012	0.008	0.011	0.010	0.010	0.010	0.014
Standard 1hr - Average	0.170	0.170	0.170	0.170	0.170	0.170	0.170

Standard : Notification of the National Environment Board No. 33, 2009 (B.E. 2552).
Reference Method : US EPAMethod Part 50 App. F (Chemiluminescence)

Results apply to the sample(s) as submitted, unless the sampling was conducted by ALS. No part of this report may be reproduced in any form without written consent from the laboratory. ALS Laboratory Group (Thailand) strongly recommends that this report is not reproduced except in full.

Approved by Orawan R.
Orawan Rakyong
Scientist (3)

ADDRESS 104 Phatthanakan 40, Phatthanakan Rd., Khwaeng Phatthanakan, Khet Suan Luang, Bangkok 10250 Thailand PHONE +66 0 2760 3000 FAX +66 0 2760 3197
ALS LABORATORY GROUP (THAILAND) CO., LTD. An ALS Limited Company

Analysis / Test Report

Client : Gulf NLL2 Co., Ltd.
399 Moo 3, Nong La Lork, Ban Khai, Rayong Thailand 21120
P/O : 4210901773
Project Name : Monitoring EIA
Project Location : GNLL2

Lot ID: 23125122
Date Received : Nov 16, 2023
Date Reported : Nov 22, 2023
Report Number: 2817648-1

Sample Description Air Quality
Location วัดสวนหลวง (GPS 47P 744062, 1420454)
Parameter Sulfur Dioxide (ppm)
Measurement Date Nov 09, 2023 - Nov 16, 2023
Measurement by Norranon Tathongkham

Time	23125122-1 Nov 09, 2023	23125122-2 Nov 10, 2023	23125122-3 Nov 11, 2023	23125122-4 Nov 12, 2023	23125122-5 Nov 13, 2023	23125122-6 Nov 14, 2023	23125122-7 Nov 15, 2023
10:00 AM - 11:00 AM	0.003	0.002	0.003	0.001	0.004	0.001	0.002
11:00 AM - 12:00 PM	0.004	0.002	0.002	0.002	0.003	0.002	0.002
12:00 PM - 01:00 PM	0.003	0.002	0.003	0.004	0.001	0.002	0.002
01:00 PM - 02:00 PM	0.001	0.002	0.003	0.003	0.002	0.002	0.002
02:00 PM - 03:00 PM	0.002	0.002	0.002	0.002	0.003	0.002	0.002
03:00 PM - 04:00 PM	0.002	0.003	0.005	0.002	0.004	0.002	0.002
04:00 PM - 05:00 PM	0.002	0.004	0.005	0.003	0.003	0.004	0.002
05:00 PM - 06:00 PM	0.002	0.003	0.003	0.003	0.002	0.005	0.002
06:00 PM - 07:00 PM	0.002	0.004	0.003	0.002	0.003	0.002	<0.001
07:00 PM - 08:00 PM	0.001	0.004	0.004	0.003	0.004	0.001	0.001
08:00 PM - 09:00 PM	0.003	0.004	0.005	0.002	0.003	0.003	0.002
09:00 PM - 10:00 PM	0.003	0.002	0.004	0.005	0.002	0.003	0.002
10:00 PM - 11:00 PM	0.002	0.004	0.002	0.003	0.002	0.003	0.003
11:00 PM - 12:00 AM	0.003	0.004	0.005	0.002	0.005	0.005	0.002
12:00 AM - 01:00 AM	0.005	0.006	0.005	0.005	0.003	0.003	0.001
01:00 AM - 02:00 AM	0.006	0.004	0.004	0.003	0.004	0.001	0.002
02:00 AM - 03:00 AM	0.004	0.003	0.003	0.003	0.005	0.003	0.001
03:00 AM - 04:00 AM	0.005	0.002	0.002	0.003	0.004	0.005	0.002
04:00 AM - 05:00 AM	0.004	0.005	<0.001	0.004	0.003	0.002	0.002
05:00 AM - 06:00 AM	0.003	0.004	0.004	0.004	0.003	0.002	0.001
06:00 AM - 07:00 AM	0.003	0.002	0.004	0.004	0.003	0.002	0.001
07:00 AM - 08:00 AM	0.005	0.003	0.003	0.003	0.002	0.003	0.002
08:00 AM - 09:00 AM	0.004	0.002	0.001	0.002	0.003	0.002	0.002
09:00 AM - 10:00 AM	0.004	0.004	<0.001	0.002	0.003	0.002	0.002
Average	0.003	0.003	0.003	0.003	0.003	0.003	0.002
1hr - Maximum	0.006	0.006	0.005	0.005	0.005	0.005	0.003
Standard 1hr - Average	0.3	0.3	0.3	0.3	0.3	0.3	0.3
Standard 24 hrs - Average	0.12	0.12	0.12	0.12	0.12	0.12	0.12

Standard : Notification of the National Environment Board No.10, 1995 (B.E.2538), No. 21, 2001 (B.E.2544) and No.24, 2004 (B.E.2547).
Reference Method : US EPA Method Part 53 and 58

Results apply to the sample(s) as submitted, unless the sampling was conducted by ALS. No part of this report may be reproduced in any form without written consent from the laboratory. ALS Laboratory Group (Thailand) strongly recommends that this report is not reproduced except in full.

Approved by Orawan R.
Orawan Rakyong
Scientist (3)

ADDRESS 104 Phatthanakan 40, Phatthanakan Rd., Khwaeng Phatthanakan, Khet Suan Luang, Bangkok 10250 Thailand | PHONE +66 0 2760 3000 | FAX +66 0 2760 3197
ALS LABORATORY GROUP (THAILAND) CO., LTD. An ALS Limited Company

Life Sciences www.alsglobal.com
RIGHT SOLUTIONS RIGHT PARTNER

Analysis / Test Report

Client : Gulf NLL2 Co., Ltd.
399 Moo 3, Nong La Lork, Ban Khai, Rayong Thailand 21120
P/O : 4210901773
Project Name : Monitoring EIA
Project Location : GNLL2

Lot ID: 23125122
Date Received : Nov 16, 2023
Date Reported : Nov 22, 2023
Report Number: 2844151-1

Sample Description Air Quality
Location รพ.สต.บ้านคลองน้ำเย็น (GSP 47P 747473, 1419148)
Parameter Sulfur Dioxide (ppm)
Measurement Date Nov 09, 2023 - Nov 16, 2023
Measurement by Norranon Tathongkham

Time	23125122-8 Nov 09, 2023	23125122-9 Nov 10, 2023	23125122-10 Nov 11, 2023	23125122-11 Nov 12, 2023	23125122-12 Nov 13, 2023	23125122-13 Nov 14, 2023	23125122-14 Nov 15, 2023
11:00 AM - 12:00 PM	0.003	0.003	0.002	0.002	0.002	0.002	0.002
12:00 PM - 01:00 PM	0.005	0.003	0.002	0.002	0.002	0.002	0.002
01:00 PM - 02:00 PM	0.005	0.003	0.002	0.002	0.002	0.002	0.003
02:00 PM - 03:00 PM	0.005	0.003	0.002	0.002	0.002	0.002	0.003
03:00 PM - 04:00 PM	0.004	0.003	0.002	0.002	0.002	0.003	0.003
04:00 PM - 05:00 PM	0.003	0.004	0.002	0.002	0.002	0.004	0.004
05:00 PM - 06:00 PM	0.002	0.004	0.002	0.002	0.002	0.003	0.003
06:00 PM - 07:00 PM	0.002	0.002	0.002	0.002	0.001	0.002	0.002
07:00 PM - 08:00 PM	0.002	0.002	0.002	0.002	0.001	0.002	0.002
08:00 PM - 09:00 PM	0.001	0.002	0.001	0.002	0.002	0.002	0.002
09:00 PM - 10:00 PM	0.003	0.001	0.001	0.002	0.001	<0.001	0.001
10:00 PM - 11:00 PM	0.003	0.002	0.002	0.001	<0.001	<0.001	0.001
11:00 PM - 12:00 AM	0.003	0.002	0.002	0.001	<0.001	<0.001	0.001
12:00 AM - 01:00 AM	0.003	0.001	0.002	0.001	<0.001	0.001	0.001
01:00 AM - 02:00 AM	0.003	0.001	0.002	0.002	0.001	<0.001	0.001
02:00 AM - 03:00 AM	0.003	0.001	0.002	0.002	<0.001	<0.001	0.001
03:00 AM - 04:00 AM	0.002	0.001	0.002	0.002	<0.001	<0.001	0.001
04:00 AM - 05:00 AM	0.002	0.001	0.002	0.001	0.001	<0.001	<0.001
05:00 AM - 06:00 AM	0.002	0.001	0.002	0.001	<0.001	<0.001	<0.001
06:00 AM - 07:00 AM	0.002	0.001	0.002	0.002	<0.001	<0.001	<0.001
07:00 AM - 08:00 AM	0.002	0.001	0.002	0.001	0.001	0.001	0.001
08:00 AM - 09:00 AM	0.002	0.001	0.002	0.001	0.001	0.001	<0.001
09:00 AM - 10:00 AM	0.002	0.001	0.002	0.002	0.001	0.002	0.001
10:00 AM - 11:00 AM	0.003	0.002	0.002	0.002	0.001	0.003	<0.001
Average	0.003	0.002	0.002	0.002	0.001	0.002	0.002
1hr - Maximum	0.005	0.004	0.002	0.002	0.002	0.004	0.004
Standard 1hr - Average	0.3	0.3	0.3	0.3	0.3	0.3	0.3
Standard 24 hrs - Average	0.12	0.12	0.12	0.12	0.12	0.12	0.12

Standard : Notification of the National Environment Board No.10, 1995 (B.E.2538), No. 21, 2001 (B.E.2544) and No.24, 2004 (B.E.2547).
Reference Method : US EPA Method Part 53 and 58

Results apply to the sample(s) as submitted, unless the sampling was conducted by ALS. No part of this report may be reproduced in any form without written consent from the laboratory. ALS Laboratory Group (Thailand) strongly recommends that this report is not reproduced except in full.

Approved by Orawan R.
Orawan Rakyong
Scientist (3)

ADDRESS 104 Phatthanakan 40, Phatthanakan Rd., Khwaeng Phatthanakan, Khet Suan Luang, Bangkok 10250 Thailand | PHONE +66 0 2760 3000 | FAX +66 0 2760 3197
ALS LABORATORY GROUP (THAILAND) CO., LTD. An ALS Limited Company

Life Sciences www.alsglobal.com
RIGHT SOLUTIONS RIGHT PARTNER

Analysis / Test Report

Client : Gulf NLL2 Co., Ltd.
399 Moo 3, Nong La Lork, Ban Khai, Rayong Thailand 21120
P/O : 4210901773
Project Name : Monitoring EIA
Project Location : GNLL2

Lot ID: 23125122
Date Received : Nov 16, 2023
Date Reported : Nov 22, 2023
Report Number: 2844153-1

Sample Description Air Quality
Location บ้านสามแยก (GPS 47P 742172, 1417901)
Parameter Sulfur Dioxide (ppm)
Measurement Date Nov 09, 2023 - Nov 16, 2023
Measurement by Norranon Tathongkham

Time	23125122-15 Nov 09, 2023	23125122-16 Nov 10, 2023	23125122-17 Nov 11, 2023	23125122-18 Nov 12, 2023	23125122-19 Nov 13, 2023	23125122-20 Nov 14, 2023	23125122-21 Nov 15, 2023
12:00 PM - 01:00 PM	0.002	0.003	0.002	0.002	0.003	0.002	0.003
01:00 PM - 02:00 PM	0.001	0.002	0.003	0.002	0.002	0.002	0.002
02:00 PM - 03:00 PM	0.002	0.003	0.003	0.003	0.002	0.003	0.002
03:00 PM - 04:00 PM	0.002	0.002	0.002	0.002	0.003	0.003	0.003
04:00 PM - 05:00 PM	0.002	0.002	0.003	0.002	0.002	0.003	0.003
05:00 PM - 06:00 PM	0.002	0.003	0.002	0.002	0.002	0.003	0.003
06:00 PM - 07:00 PM	0.002	0.002	0.002	0.003	0.003	0.002	0.003
07:00 PM - 08:00 PM	0.002	0.002	0.003	0.002	0.002	0.002	0.003
08:00 PM - 09:00 PM	0.002	0.003	0.003	0.002	0.002	0.003	0.002
09:00 PM - 10:00 PM	0.002	0.002	0.003	0.002	0.002	0.003	0.003
10:00 PM - 11:00 PM	0.002	0.002	0.002	0.002	0.003	0.003	0.003
11:00 PM - 12:00 AM	0.002	0.003	0.003	0.003	0.002	0.002	0.003
12:00 AM - 01:00 AM	0.002	0.002	0.003	0.002	0.002	0.003	0.003
01:00 AM - 02:00 AM	0.002	0.002	0.003	0.002	0.002	0.003	0.003
02:00 AM - 03:00 AM	0.002	0.003	0.003	0.003	0.002	0.003	0.003
03:00 AM - 04:00 AM	0.002	0.002	0.003	0.002	0.002	0.002	0.003
04:00 AM - 05:00 AM	0.002	0.003	0.003	0.002	0.002	0.003	0.002
05:00 AM - 06:00 AM	0.002	0.002	0.003	0.003	0.002	0.003	0.003
06:00 AM - 07:00 AM	0.002	0.002	0.003	0.002	0.003	0.002	0.003
07:00 AM - 08:00 AM	0.002	0.003	0.003	0.002	0.003	0.003	0.003
08:00 AM - 09:00 AM	0.002	0.003	0.003	0.002	0.003	0.002	0.003
09:00 AM - 10:00 AM	0.002	0.002	0.003	0.002	0.003	0.002	0.003
10:00 AM - 11:00 AM	0.002	0.003	0.003	0.002	0.002	0.002	0.003
11:00 AM - 12:00 PM	0.002	0.003	0.003	0.002	0.003	0.003	0.002
Average	0.002	0.003	0.003	0.002	0.002	0.003	0.003
1hr - Maximum	0.002	0.003	0.003	0.003	0.003	0.003	0.003
Standard 1hr - Average	0.3	0.3	0.3	0.3	0.3	0.3	0.3
Standard 24 hrs - Average	0.12	0.12	0.12	0.12	0.12	0.12	0.12

Standard : Notification of the National Environment Board No.10, 1995 (B.E.2538), No. 21, 2001 (B.E.2544) and No.24, 2004 (B.E.2547).
Reference Method : US EPA Method Part 53 and 58

Results apply to the sample(s) as submitted, unless the sampling was conducted by ALS. No part of this report may be reproduced in any form without written consent from the laboratory. ALS Laboratory Group (Thailand) strongly recommends that this report is not reproduced except in full.

Approved by Orawan R.
Orawan Rakyong
Scientist (3)

ADDRESS 104 Phatthanakan 40, Phatthanakan Rd., Khwaeng Phatthanakan, Khet Suan Luang, Bangkok 10250 Thailand | PHONE +66 0 2760 3000 | FAX +66 0 2760 3197
ALS LABORATORY GROUP (THAILAND) CO., LTD. An ALS Limited Company

Life Sciences www.alsglobal.com
RIGHT SOLUTIONS RIGHT PARTNER

Analysis / Test Report

Client : Gulf NLL2 Co., Ltd.
399 Moo 3, Nong La Lork, Ban Khai, Rayong Thailand 21120
P/O : 4210901773
Project Name : Monitoring EIA
Project Location : GNLL2

Lot ID: 23125122
Date Received : Nov 16, 2023
Date Reported : Nov 22, 2023
Report Number: 2844172-1

Sample Description Air Quality
Location บ้านตรอกสัตบัน (GPS 47P 747552, 1413909)
Parameter Sulfur Dioxide (ppm)
Measurement Date Nov 09, 2023 - Nov 16, 2023
Measurement by Norranon Tathongkham

Time	23125122-22 Nov 09, 2023	23125122-23 Nov 10, 2023	23125122-24 Nov 11, 2023	23125122-25 Nov 12, 2023	23125122-26 Nov 13, 2023	23125122-27 Nov 14, 2023	23125122-28 Nov 15, 2023
11:00 AM - 12:00 PM	0.002	0.002	0.002	0.002	0.002	0.002	0.002
12:00 PM - 01:00 PM	<0.001	0.002	0.001	0.002	0.002	0.002	0.002
01:00 PM - 02:00 PM	0.002	0.002	0.002	0.002	0.002	0.002	0.003
02:00 PM - 03:00 PM	0.002	0.002	0.002	0.002	0.002	0.002	0.003
03:00 PM - 04:00 PM	0.002	0.002	0.002	0.002	0.002	0.002	0.001
04:00 PM - 05:00 PM	0.002	0.002	0.002	0.002	0.002	0.002	0.002
05:00 PM - 06:00 PM	0.003	0.002	0.002	0.002	0.002	0.002	0.002
06:00 PM - 07:00 PM	0.002	0.001	0.002	0.002	0.002	0.002	0.002
07:00 PM - 08:00 PM	0.002	0.002	0.002	0.002	0.002	0.002	0.002
08:00 PM - 09:00 PM	0.002	0.002	0.002	0.002	0.002	0.002	0.002
09:00 PM - 10:00 PM	0.002	0.001	0.002	0.002	0.002	0.002	0.002
10:00 PM - 11:00 PM	0.002	0.001	0.002	0.002	0.002	0.002	0.002
11:00 PM - 12:00 AM	0.002	0.002	0.002	0.002	0.002	0.002	0.002
12:00 AM - 01:00 AM	0.002	0.001	0.002	0.002	0.002	0.002	0.002
01:00 AM - 02:00 AM	0.002	0.002	0.002	0.002	0.002	0.002	0.002
02:00 AM - 03:00 AM	0.002	0.002	0.002	0.002	0.002	0.002	0.002
03:00 AM - 04:00 AM	0.002	0.002	0.002	0.002	0.002	0.001	0.002
04:00 AM - 05:00 AM	0.002	0.002	0.002	0.002	0.002	0.002	0.003
05:00 AM - 06:00 AM	0.002	0.002	0.002	0.002	0.002	0.002	0.002
06:00 AM - 07:00 AM	0.002	0.002	0.002	0.003	0.002	0.002	0.002
07:00 AM - 08:00 AM	0.002	0.002	0.003	0.002	0.002	0.002	0.002
08:00 AM - 09:00 AM	0.002	0.002	0.002	0.002	0.002	0.002	0.002
09:00 AM - 10:00 AM	0.002	0.002	0.002	0.002	0.002	0.002	0.002
10:00 AM - 11:00 AM	0.002	0.002	0.002	0.002	0.002	0.002	0.002
Average	0.002	0.002	0.002	0.002	0.002	0.002	0.002
1hr - Maximum	0.003	0.002	0.003	0.003	0.002	0.002	0.003
Standard 1hr - Average	0.3	0.3	0.3	0.3	0.3	0.3	0.3
Standard 24 hrs - Average	0.12	0.12	0.12	0.12	0.12	0.12	0.12

Standard : Notification of the National Environment Board No.10, 1995 (B.E.2538), No. 21, 2001 (B.E.2544) and No.24, 2004 (B.E.2547).
Reference Method : US EPA Method Part 53 and 58

Results apply to the sample(s) as submitted, unless the sampling was conducted by ALS. No part of this report may be reproduced in any form without written consent from the laboratory. ALS Laboratory Group (Thailand) strongly recommends that this report is not reproduced except in full.

Approved by Orawan R.
Orawan Rakyong
Scientist (3)

ADDRESS 104 Phatthanakan 40, Phatthanakan Rd., Khwaeng Phatthanakan, Khet Suan Luang, Bangkok 10250 Thailand | PHONE +66 0 2760 3000 | FAX +66 0 2760 3197
ALS LABORATORY GROUP (THAILAND) CO., LTD. An ALS Limited Company

Life Sciences www.alsglobal.com
RIGHT SOLUTIONS RIGHT PARTNER

Analysis / Test Report

TESTING
No.0042

Client : Gulf NLL2 Co., Ltd.
399 Moo 3, Nong La Lork, Ban Khai, Rayong Thailand 21120
P/O : 4210901773
Project Name : Monitoring EIA
Project Location : GNLL2

Lot ID: 23125124
Date Received : Nov 17, 2023
Date Reported : Nov 22, 2023
Report Number: 2817652-3

Sample Description Air Quality
Location บ้านตรอกสัตบัน (GPS 47P 0747552, 1413909)
Date Analysis Commenced Nov 18, 2023
Condition of Sample Drawn into one glass filter paper (8x10 inch) placed in plastic bag and one quartz filter paper (8x10 inch) placed in plastic bag

Sample Number	Sampled Date	Total Suspended Particulate (mg/m3)	Particulate Matter (PM-10) (mg/m3)	Barometric Pressure (mm Hg)	Atmospheric Temperature (°C)
23125124-15	Nov 09 - Nov 10, 2023	0.038	0.019	758	31
23125124-16	Nov 10 - Nov 11, 2023	0.032	0.017	758	30
23125124-17	Nov 11 - Nov 12, 2023	0.048	0.023	758	30
23125124-18	Nov 12 - Nov 13, 2023	0.047	0.017	758	29
23125124-19	Nov 13 - Nov 14, 2023	0.057	0.022	758	30
23125124-20	Nov 14 - Nov 15, 2023	0.040	0.016	758	30
23125124-21	Nov 15 - Nov 16, 2023	0.034	0.016	758	30
Guideline		0.33	0.12	-	-

Reference Method
Total Suspended Particulate : US EPA 40 CFR Part 50 Appendix B
Particulate Metter (PM-10) : US EPA 40 CFR Part 50 Appendix J

Guideline : Notification of the National Environmental Board. No.24, 2004 (B.E.2547) dated September 22, 2004
Sampled By : Norranon Tathongkham

Remark :
- The laboratory has been accepted as an accredited laboratory complying with the ISO/IEC 17025.

Approved by ThanitaK.
Thanita Kulsuriwong
Scientist (4)

Results apply to the sample(s) as submitted, unless the sampling was conducted by ALS. No part of this report may be reproduced in any form without written consent from the laboratory. ALS Laboratory Group (Thailand) strongly recommends that this report is not reproduced except in full.

ADDRESS 616/10 Moo 5 T. Maenam Khu A. Pluakdaeng Rayong 21140 Thailand | PHONE +66 0 3304 8555 | FAX +66 0 3304 8556
ALS LABORATORY GROUP (THAILAND) CO., LTD. An ALS Limited Company

Analysis / Test Report

TESTING
No.0042

Client : Gulf NLL2 Co., Ltd.
399 Moo 3, Nong La Lork, Ban Khai, Rayong Thailand 21120
P/O : 4210901773
Project Name : Monitoring EIA
Project Location : GNLL2

Lot ID: 23125124
Date Received : Nov 17, 2023
Date Reported : Nov 22, 2023
Report Number: 2817652-2

Sample Description Air Quality
Location รพ.สต.บ้านคลองน้ำเย็น (GPS 47P 0747473, 1419148)
Date Analysis Commenced Nov 18, 2023
Condition of Sample Drawn into one glass filter paper (8x10 inch) placed in plastic bag and one quartz filter paper (8x10 inch) placed in plastic bag

Sample Number	Sampled Date	Total Suspended Particulate (mg/m3)	Particulate Matter (PM-10) (mg/m3)	Barometric Pressure (mm Hg)	Atmospheric Temperature (°C)
23125124-8	Nov 09 - Nov 10, 2023	0.021	0.019	758	31
23125124-9	Nov 10 - Nov 11, 2023	0.025	0.021	758	30
23125124-10	Nov 11 - Nov 12, 2023	0.028	0.027	758	30
23125124-11	Nov 12 - Nov 13, 2023	0.021	0.019	758	29
23125124-12	Nov 13 - Nov 14, 2023	0.022	0.021	758	30
23125124-13	Nov 14 - Nov 15, 2023	0.020	0.019	758	30
23125124-14	Nov 15 - Nov 16, 2023	0.022	0.017	758	30
Guideline		0.33	0.12	-	-

Reference Method
Total Suspended Particulate : US EPA 40 CFR Part 50 Appendix B
Particulate Metter (PM-10) : US EPA 40 CFR Part 50 Appendix J

Guideline : Notification of the National Environmental Board. No.24, 2004 (B.E.2547) dated September 22, 2004
Sampled By : Norranon Tathongkham

Remark :
- The laboratory has been accepted as an accredited laboratory complying with the ISO/IEC 17025.

Approved by ThanitaK.
Thanita Kulsuriwong
Scientist (4)

Results apply to the sample(s) as submitted, unless the sampling was conducted by ALS. No part of this report may be reproduced in any form without written consent from the laboratory. ALS Laboratory Group (Thailand) strongly recommends that this report is not reproduced except in full.

ADDRESS 616/10 Moo 5 T. Maenam Khu A. Pluakdaeng Rayong 21140 Thailand | PHONE +66 0 3304 8555 | FAX +66 0 3304 8556
ALS LABORATORY GROUP (THAILAND) CO., LTD. An ALS Limited Company

Analysis / Test Report

TESTING
No.0042

Client : Gulf NLL2 Co., Ltd.
399 Moo 3, Nong La Lork, Ban Khai, Rayong Thailand 21120
P/O : GNLL2-4210900539
Project Name : Monitoring EIA
Project Location : GNLL2

Lot ID: 23125201
Date Received : Nov 17, 2023
Date Reported : Nov 23, 2023
Report Number : 2817827-2C15

Sample Description Air Quality
Location ชุมชนบ้านสามแยก (GPS 47P 0742172, 1417901)
Date Analysis Commenced Nov 18, 2023
Condition of Sample Contained in one glass filter paper (8x10 inch) placed in plastic bag and one quartz filter paper (8x10 inch) placed in plastic bag

Sample Number	Sampled Date	Total Suspended Particulate (mg/m3)	Particulate Matter (PM-10) (mg/m3)	Barometric Pressure (mm Hg)	Atmospheric Temperature (°C)
23125201-8	Nov 09 - Nov 10, 2023	0.058	0.026	758	31
23125201-9	Nov 10 - Nov 11, 2023	0.064	0.031	758	30
23125201-10	Nov 11 - Nov 12, 2023	0.039	0.020	758	30
23125201-11	Nov 12 - Nov 13, 2023	0.040	0.025	758	29
23125201-12	Nov 13 - Nov 14, 2023	0.034	0.020	758	30
23125201-13	Nov 14 - Nov 15, 2023	0.026	0.014	758	30
23125201-14	Nov 15 - Nov 16, 2023	0.024	0.013	758	30
Guideline		0.33	0.12	-	-

Reference Method
Total Suspended Particulate : US EPA 40 CFR Part 50 Appendix B
Particulate Metter (PM-10) : US EPA 40 CFR Part 50 Appendix J

Guideline : Notification of the National Environmental Board. No.24, 2004 (B.E.2547) dated September 22, 2004
Sampled By : Norranon Tathongkham

Approved by Thanita K.
Thanita Kulsuriwong
Scientist (4)

The above results are valid only for the analyzed/tested sample(s) as indicated in this report. No part of this report or certificate may be reproduced in any form without written consent from the Laboratory. ALS Laboratory Group (Thailand) strongly recommends that this report is not reproduced except in full.

Analysis / Test Report

TESTING
No.0042

Client : Gulf NLL2 Co., Ltd.
399 Moo 3, Nong La Lork, Ban Khai, Rayong Thailand 21120
P/O : 4210901773
Project Name : Monitoring EIA
Project Location : GNLL2

Lot ID: 23125124
Date Received : Nov 17, 2023
Date Reported : Nov 22, 2023
Report Number: 2817652-1

Sample Description Air Quality
Location วัดสวนหลาว (GPS 47P 0744062, 1420454)
Date Analysis Commenced Nov 18, 2023
Condition of Sample Drawn into one glass filter paper (8x10 inch) placed in plastic bag and one quartz filter paper (8x10 inch) placed in plastic bag

Sample Number	Sampled Date	Total Suspended Particulate (mg/m3)	Particulate Matter (PM-10) (mg/m3)	Barometric Pressure (mm Hg)	Atmospheric Temperature (°C)
23125124-1	Nov 09 - Nov 10, 2023	0.035	0.028	758	31
23125124-2	Nov 10 - Nov 11, 2023	0.025	0.021	758	30
23125124-3	Nov 11 - Nov 12, 2023	0.025	0.022	758	30
23125124-4	Nov 12 - Nov 13, 2023	0.029	0.025	758	29
23125124-5	Nov 13 - Nov 14, 2023	0.032	0.017	758	30
23125124-6	Nov 14 - Nov 15, 2023	0.028	0.022	758	30
23125124-7	Nov 15 - Nov 16, 2023	0.023	0.017	758	30
Guideline		0.33	0.12	-	-

Reference Method
Total Suspended Particulate : US EPA 40 CFR Part 50 Appendix B
Particulate Metter (PM-10) : US EPA 40 CFR Part 50 Appendix J

Guideline : Notification of the National Environmental Board. No.24, 2004 (B.E.2547) dated September 22, 2004
Sampled By : Norranon Tathongkham

Remark :
- The laboratory has been accepted as an accredited laboratory complying with the ISO/IEC 17025.

Approved by Thanita K.
Thanita Kulsuriwong
Scientist (4)

Results apply to the sample(s) as submitted, unless the sampling was conducted by ALS. No part of this report may be reproduced in any form without written consent from the laboratory. ALS Laboratory Group (Thailand) strongly recommends that this report is not reproduced except in full.

Analysis / Test Report

Client : Gulf NLL2 Co., Ltd.
399 Moo 3, Nong La Lork, Ban Khai, Rayong Thailand 21120
P/O : 4210901773
Project Name : Monitoring EIA
Project Location : GNLL2

Lot ID: 23125127
Date Received :Nov 16, 2023
Date Reported :Nov 24, 2023
Report Number :2817656-1

Sample Number 23125127-1 to 7
Parameter Wind Speed / Wind Direction
Location วัดสวนหลาว (GPS 47P 0744062, 1420454)
Sampling Date Nov 09 - Nov 16, 2023
Sampling by Norranon Tathongkham

Time	Nov 09 - Nov 10, 2023			Nov 10 - Nov 11, 2023			Nov 11 - Nov 12, 2023			Nov 12 - Nov 13, 2023			Nov 13 - Nov 14, 2023			Nov 14 - Nov 15, 2023			Nov 15 - Nov 16, 2023		
	WS (m/s)	WD (deg)		WS (m/s)	WD (deg)		WS (m/s)	WD (deg)		WS (m/s)	WD (deg)		WS (m/s)	WD (deg)		WS (m/s)	WD (deg)		WS (m/s)	WD (deg)	
10:00 AM - 11:00 AM	0.4	329.0	NNW	0.3	180.0	S	0.3	90.0	E	0.8	40.0	NE	0.5	100.0	E	0.1	-	-	0.4	220.0	SW
11:00 AM - 12:00 PM	0.4	359.0	N	0.6	130.0	SE	0.2	-	-	1.2	101.0	E	0.7	84.0	E	0.1	-	-	0.4	215.0	SW
12:00 PM - 01:00 PM	0.7	63.0	ENE	0.4	107.0	ESE	0.0	-	-	1.8	90.0	E	0.8	128.0	SE	0.1	-	-	0.6	202.0	SSW
01:00 PM - 02:00 PM	0.5	39.0	NE	0.4	154.0	SSE	0.6	54.0	NE	0.9	97.0	E	0.1	-	-	1.9	142.0	SE	0.4	210.0	SSW
02:00 PM - 03:00 PM	0.9	266.0	W	0.2	-	-	0.4	84.0	E	0.9	93.0	E	0.1	-	-	1.1	101.0	E	0.4	215.0	SW
03:00 PM - 04:00 PM	0.4	232.0	SW	0.4	2.0	N	0.5	69.0	ENE	0.7	120.0	ESE	0.6	99.0	E	1.1	110.0	ESE	0.7	250.0	WSW
04:00 PM - 05:00 PM	1.4	133.0	SE	0.4	333.0	NNW	0.4	74.0	ENE	0.5	119.0	ESE	0.1	-	-	1.6	78.0	ENE	0.4	240.0	WSW
05:00 PM - 06:00 PM	0.6	146.0	SE	0.1	-	-	0.4	51.0	NE	0.8	118.0	ESE	0.1	-	-	0.7	110.0	ESE	0.4	235.0	SW
06:00 PM - 07:00 PM	0.5	202.0	SSW	0.4	104.0	ESE	0.6	53.0	NE	0.5	118.0	ESE	0.1	-	-	0.1	-	-	0.7	230.0	SW
07:00 PM - 08:00 PM	0.5	202.0	SSW	0.4	102.0	ESE	0.4	52.0	NE	0.5	119.0	ESE	0.7	88.0	E	0.6	99.0	E	0.4	220.0	SW
08:00 PM - 09:00 PM	0.7	202.0	SSW	0.0	-	-	0.4	53.0	NE	0.6	120.0	ESE	0.1	-	-	0.1	-	-	0.3	256.0	WSW
09:00 PM - 10:00 PM	0.5	202.0	SSW	0.4	102.0	ESE	0.7	53.0	NE	0.5	119.0	ESE	0.0	-	-	0.1	-	-	0.4	254.0	WSW
10:00 PM - 11:00 PM	0.8	202.0	SSW	0.4	104.0	ESE	0.4	53.0	NE	0.5	119.0	ESE	0.1	-	-	0.0	-	-	0.5	240.0	WSW
11:00 PM - 12:00 AM	0.5	202.0	SSW	0.1	-	-	0.4	53.0	NE	0.4	117.0	ESE	0.1	-	-	0.6	98.0	E	0.4	268.0	W
12:00 AM - 01:00 AM	0.8	215.0	SW	0.3	103.0	ESE	0.8	53.0	NE	0.5	119.0	ESE	0.5	87.0	E	0.1	-	-	0.3	253.0	WSW
01:00 AM - 02:00 AM	0.8	195.0	SSW	0.3	104.0	ESE	0.4	54.0	NE	0.5	117.0	ESE	0.1	-	-	0.1	-	-	0.4	250.0	WSW
02:00 AM - 03:00 AM	1.0	210.0	SSW	0.2	-	-	0.4	53.0	NE	0.7	118.0	ESE	0.1	-	-	0.3	98.0	E	0.5	224.0	SW
03:00 AM - 04:00 AM	1.0	220.0	SW	0.3	103.0	ESE	0.9	53.0	NE	0.5	119.0	ESE	0.6	88.0	E	0.1	-	-	0.4	240.0	WSW
04:00 AM - 05:00 AM	1.1	217.0	SW	0.3	103.0	ESE	0.4	53.0	NE	0.5	118.0	ESE	0.1	-	-	0.1	-	-	0.0	-	-
05:00 AM - 06:00 AM	0.7	220.0	SW	0.4	104.0	ESE	0.5	53.0	NE	0.8	118.0	ESE	0.1	-	-	0.1	-	-	0.4	249.0	WSW
06:00 AM - 07:00 AM	0.9	186.0	S	0.3	103.0	ESE	0.4	53.0	NE	0.5	118.0	ESE	0.7	88.0	E	0.4	75.0	ENE	0.6	250.0	WSW
07:00 AM - 08:00 AM	0.7	195.0	SSW	0.3	103.0	ESE	0.4	53.0	NE	0.5	118.0	ESE	0.1	-	-	0.4	75.0	ENE	0.0	-	-
08:00 AM - 09:00 AM	0.7	190.0	S	0.0	-	-	0.6	53.0	NE	0.5	118.0	ESE	0.1	-	-	0.5	80.0	E	0.5	248.0	WSW
09:00 AM - 10:00 AM	0.8	210.0	SSW	0.3	103.0	ESE	0.4	93.0	E	0.6	39.0	NE	0.0	-	-	0.4	202.0	SSW	0.0	-	-

Reference Method : Cup Anemometer & Anodized Aluminium Vane Method

The above results are valid only for the analyzed/tested sample(s) as indicated in this report. No part of this report or certificate may be reproduced in any form without written consent from the Laboratory. ALS Laboratory Group (Thailand) strongly recommends that this report is not reproduced except in full.

Approved by

Sarayuth Jittranont
Assistant General Manager

ADDRESS 104 Phatthanakan 40, Phatthanakan Rd., Khwaeng Phatthanakan, Khet Suan Luang, Bangkok 10250 Thailand | PHONE +66 0 2760 3000 | FAX +66 0 2760 3197
ALS LABORATORY GROUP (THAILAND) CO., LTD. An ALS Limited Company

Analysis / Test Report

Client : Gulf NLL2 Co., Ltd.
399 Moo 3, Nong La Lork, Ban Khai, Rayong Thailand 21120
P/O : 4210901773
Project Name : Monitoring EIA
Project Location : GNLL2

Lot ID: 23125127
Date Received :Nov 16, 2023
Date Reported :Nov 24, 2023
Report Number :2817656-1

Wind Rose

Date : Nov 09-10, 2023

Date : Nov 10-11, 2023

Date : Nov 11-12, 2023

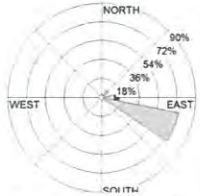

Date : Nov 12-13, 2023

Date : Nov 13-14, 2023

Date : Nov 14-15, 2023

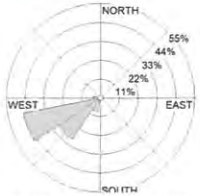

Date : Nov 15-16, 2023

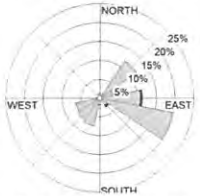

Date : Nov 09-16, 2023

WS(m/s)	%
≥ 10.0	0.00
8.0-10.0	0.00
5.5-8.0	0.00
3.3-5.5	0.00
1.7-3.3	1.19
0.3-1.7	75.60
Calms	23.21

The above results are valid only for the analyzed/tested sample(s) as indicated in this report. No part of this report or certificate may be reproduced in any form without written consent from the Laboratory. ALS Laboratory Group (Thailand) strongly recommends that this report is not reproduced except in full.

Approved by

Sarayuth Jittranont
Assistant General Manager

ADDRESS 104 Phatthanakan 40, Phatthanakan Rd., Khwaeng Phatthanakan, Khet Suan Luang, Bangkok 10250 Thailand | PHONE +66 0 2760 3000 | FAX +66 0 2760 3197
ALS LABORATORY GROUP (THAILAND) CO., LTD. An ALS Limited Company

Life Sciences www.alsglobal.com
RIGHT SOLUTIONS RIGHT PARTNER

Analysis / Test Report

Client : Gulf NLL2 Co., Ltd.
399 Moo 3, Nong La Lork, Ban Khai, Rayong Thailand 21120
P/O : 4210901773
Project Name : Monitoring EIA
Project Location : GNLL2

Lot ID: 23125127
Date Received :Nov 16, 2023
Date Reported :Nov 24, 2023
Report Number :2817656-1

Sample Number 23125127-8 to 14
Parameter Wind Speed / Wind Direction
Location รพ.สต.บ้านคลองน้ำเย็น (GPS 47P 0747473, 1419148)
Sampling Date Nov 09 - Nov 16, 2023
Sampling by Norranon Tathongkham

Time	Nov 09 - Nov 10, 2023			Nov 10 - Nov 11, 2023			Nov 11 - Nov 12, 2023			Nov 12 - Nov 13, 2023			Nov 13 - Nov 14, 2023			Nov 14 - Nov 15, 2023			Nov 15 - Nov 16, 2023		
	WS (m/s)	WD (deg)		WS (m/s)	WD (deg)		WS (m/s)	WD (deg)		WS (m/s)	WD (deg)		WS (m/s)	WD (deg)		WS (m/s)	WD (deg)		WS (m/s)	WD (deg)	
11:00 AM - 12:00 PM	0.6	22.0	NNE	2.1	17.0	NNE	1.9	142.0	SE	0.7	145.0	SE	2.0	14.0	NNE	0.6	94.0	E	0.7	27.0	NNE
12:00 PM - 01:00 PM	0.7	0.0	N	0.6	296.0	WNW	1.2	1.0	N	0.7	84.0	E	2.0	101.0	E	1.2	359.0	N	0.7	0.0	N
01:00 PM - 02:00 PM	0.7	96.0	E	0.9	208.0	SSW	1.0	144.0	SE	1.6	99.0	E	2.0	112.0	ESE	1.5	27.0	NNE	0.7	357.0	N
02:00 PM - 03:00 PM	1.0	144.0	SE	0.4	6.0	N	0.3	135.0	SE	0.8	176.0	S	1.1	94.0	E	2.0	21.0	NNE	0.9	359.0	N
03:00 PM - 04:00 PM	0.8	223.0	SW	0.4	307.0	NW	1.4	50.0	NE	0.8	165.0	SSE	0.4	113.0	ESE	2.3	172.0	S	0.7	25.0	NNE
04:00 PM - 05:00 PM	0.7	279.0	W	0.2	-	-	0.7	20.0	NNE	1.0	165.0	SSE	0.4	10.0	N	0.4	48.0	NE	0.7	29.0	NNE
05:00 PM - 06:00 PM	0.7	279.0	W	0.4	1.0	N	0.8	20.0	NNE	0.8	166.0	SSE	0.9	10.0	N	0.4	349.0	N	1.0	22.0	NNE
06:00 PM - 07:00 PM	0.8	279.0	W	0.4	1.0	N	0.7	20.0	NNE	0.8	166.0	SSE	0.4	10.0	N	1.0	359.0	N	0.7	36.0	NE
07:00 PM - 08:00 PM	0.9	280.0	W	0.1	-	-	0.7	20.0	NNE	1.1	166.0	SSE	0.4	10.0	N	0.4	0.0	N	2.3	359.0	N
08:00 PM - 09:00 PM	0.8	280.0	W	0.4	3.0	N	0.9	20.0	NNE	0.8	166.0	SSE	0.4	10.0	N	0.4	0.0	N	1.0	48.0	NE
09:00 PM - 10:00 PM	0.8	280.0	W	0.4	3.0	N	0.7	20.0	NNE	0.8	166.0	SSE	1.0	9.0	N	0.9	0.0	N	0.7	62.0	ENE
10:00 PM - 11:00 PM	1.0	280.0	W	0.0	-	-	0.7	17.0	NNE	0.9	166.0	SSE	0.4	9.0	N	0.4	330.0	NNW	0.6	48.0	NE
11:00 PM - 12:00 AM	0.8	280.0	W	0.4	3.0	N	1.0	17.0	NNE	0.8	166.0	SSE	0.7	46.0	NE	0.4	331.0	NNW	1.9	27.0	NNE
12:00 AM - 01:00 AM	1.1	280.0	W	0.4	3.0	N	0.7	17.0	NNE	0.8	166.0	SSE	0.4	15.0	NNE	0.7	355.0	N	0.8	70.0	ENE
01:00 AM - 02:00 AM	0.8	280.0	W	0.1	-	-	0.7	17.0	NNE	0.7	186.0	S	0.4	235.0	SW	0.9	10.0	N	2.2	9.0	N
02:00 AM - 03:00 AM	0.9	280.0	W	0.3	3.0	N	1.1	330.0	NNW	0.8	186.0	S	0.8	235.0	SW	0.4	5.0	N	2.8	359.0	N
03:00 AM - 04:00 AM	0.9	289.0	WNW	0.3	3.0	N	0.7	330.0	NNW	0.8	186.0	S	0.4	236.0	SW	0.4	358.0	N	1.1	176.0	S
04:00 AM - 05:00 AM	1.0	289.0	WNW	0.2	-	-	0.7	2.0	N	1.0	186.0	S	0.4	235.0	SW	0.2	-	-	2.3	270.0	W
05:00 AM - 06:00 AM	0.9	289.0	WNW	0.3	3.0	N	1.2	2.0	N	0.8	186.0	S	0.9	284.0	WNW	0.4	15.0	NNE	1.8	338.0	NNW
06:00 AM - 07:00 AM	0.9	348.0	NNW	0.3	3.0	N	0.7	2.0	N	0.8	186.0	S	0.4	35.0	NE	0.4	2.0	N	0.3	92.0	E
07:00 AM - 08:00 AM	0.7	321.0	NW	0.4	3.0	N	0.9	8.0	N	1.1	24.0	NNE	0.4	359.0	N	0.4	31.0	NNE	1.5	105.0	ESE
08:00 AM - 09:00 AM	0.9	2.0	N	0.3	120.0	ESE	0.7	330.0	NNW	0.8	346.0	NNW	1.0	324.0	NW	0.7	2.0	N	1.4	61.0	ENE
09:00 AM - 10:00 AM	2.1	145.0	SE	0.8	2.0	N	2.5	22.0	NNE	0.8	359.0	N	0.4	299.0	WNW	0.7	41.0	NE	0.3	4.0	N
10:00 AM - 11:00 AM	1.8	120.0	ESE	0.3	309.0	NW	2.1	62.0	ENE	1.2	356.0	N	2.4	20.0	NNE	0.8	0.0	N	0.5	86.0	E

Reference Method : Cup Anemometer & Anodized Aluminium Vane Method

The above results are valid only for the analyzed/tested sample(s) as indicated in this report. No part of this report or certificate may be reproduced in any form without written consent from the Laboratory. ALS Laboratory Group (Thailand) strongly recommends that this report is not reproduced except in full.

Approved by

Sarayuth Jittranont
Assistant General Manager

Analysis / Test Report

Client : Gulf NLL2 Co., Ltd.
399 Moo 3, Nong La Lork, Ban Khai, Rayong Thailand 21120
P/O : 4210901773
Project Name : Monitoring EIA
Project Location : GNLL2

Lot ID: 23125127
Date Received :Nov 16, 2023
Date Reported :Nov 24, 2023
Report Number :2817656-1

Wind Rose

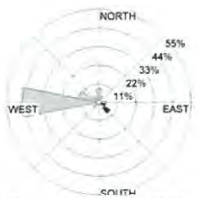

Date : Nov 09-10, 2023

Date : Nov 10-11, 2023

Date : Nov 11-12, 2023

Date : Nov 12-13, 2023

Date : Nov 13-14, 2023

Date : Nov 14-15, 2023

Date : Nov 15-16, 2023

Date : Nov 09-16, 2023

WS(m/s)	%
≥ 10.0	0.00
8.0-10.0	0.00
5.5-8.0	0.00
3.3-5.5	0.00
1.7-3.3	10.71
0.3-1.7	85.71
Calms	3.57

The above results are valid only for the analyzed/tested sample(s) as indicated in this report. No part of this report or certificate may be reproduced in any form without written consent from the Laboratory. ALS Laboratory Group (Thailand) strongly recommends that this report is not reproduced except in full.

Approved by

Sarayuth Jittranont
Assistant General Manager

ADDRESS 104 Phatthanakan 40, Phatthanakan Rd., Khwaeng Phatthanakan, Khet Suan Luang, Bangkok 10250 Thailand | PHONE +66 0 2760 3000 | FAX +66 0 2760 3197
ALS LABORATORY GROUP (THAILAND) CO., LTD. An ALS Limited Company
Life Sciences www.alsglobal.com
RIGHT SOLUTIONS RIGHT PARTNER

Analysis / Test Report

Client : Gulf NLL2 Co., Ltd.
399 Moo 3, Nong La Lork, Ban Khai, Rayong Thailand 21120
P/O : 4107004876
Project Name : Monitoring EIA
Project Location : GNLL2

Lot ID: 23125200
Date Received :Nov 16, 2023
Date Reported :Nov 25, 2023
Report Number :2817826-1 C15

Sample Number 23125200-8 to 14
Parameter Wind Speed / Wind Direction
Location ชุมชนบ้านสามแยก (GPS 47P 0742172, 1417901)
Sampling Date Nov 09 - Nov 16, 2023
Sampling by Norranon Tathongkham

Time	Nov 09 - Nov 10, 2023			Nov 10 - Nov 11, 2023			Nov 11 - Nov 12, 2023			Nov 12 - Nov 13, 2023			Nov 13 - Nov 14, 2023			Nov 14 - Nov 15, 2023			Nov 15 - Nov 16, 2023		
	WS (m/s)	WD (deg)		WS (m/s)	WD (deg)		WS (m/s)	WD (deg)		WS (m/s)	WD (deg)		WS (m/s)	WD (deg)		WS (m/s)	WD (deg)		WS (m/s)	WD (deg)	
12:00 PM - 01:00 PM	0.2	-	-	0.5	58.0	ENE	0.8	25.0	NNE	0.5	116.0	ESE	1.5	77.0	ENE	1.4	61.0	ENE	1.0	327.0	NNW
01:00 PM - 02:00 PM	0.0	-	-	2.7	233.0	SW	0.4	91.0	E	0.0	-	-	2.9	13.0	NNE	1.7	34.0	NE	0.8	328.0	NNW
02:00 PM - 03:00 PM	1.0	220.0	SW	1.3	214.0	SW	0.0	-	-	0.6	82.0	E	0.7	62.0	ENE	2.3	17.0	NNE	0.3	328.0	NNW
03:00 PM - 04:00 PM	0.0	-	-	0.0	-	-	0.4	45.0	NE	0.0	-	-	0.6	69.0	ENE	2.3	26.0	NNE	0.3	300.0	WNW
04:00 PM - 05:00 PM	0.0	-	-	0.0	-	-	0.0	-	-	0.0	-	-	0.5	64.0	ENE	4.1	41.0	NE	1.1	346.0	NNW
05:00 PM - 06:00 PM	0.0	-	-	0.0	-	-	0.0	-	-	0.0	-	-	0.0	-	-	1.0	17.0	NNE	0.8	329.0	NNW
06:00 PM - 07:00 PM	0.0	-	-	0.0	-	-	0.0	-	-	0.0	-	-	0.4	220.0	SW	1.1	49.0	NE	0.7	311.0	NW
07:00 PM - 08:00 PM	0.0	-	-	0.0	-	-	0.0	-	-	0.0	-	-	0.0	-	-	0.0	-	-	0.6	314.0	NW
08:00 PM - 09:00 PM	0.0	-	-	0.0	-	-	0.0	-	-	0.0	-	-	0.0	-	-	0.5	0.0	N	1.2	320.0	NW
09:00 PM - 10:00 PM	0.0	-	-	0.0	-	-	0.0	-	-	1.0	7.0	N	0.0	-	-	0.0	-	-	0.1	-	-
10:00 PM - 11:00 PM	0.0	-	-	0.0	-	-	0.0	-	-	0.0	-	-	0.0	-	-	0.9	5.0	N	0.3	214.0	SW
11:00 PM - 12:00 AM	0.0	-	-	0.0	-	-	0.0	-	-	0.3	10.0	N	0.0	-	-	0.2	-	-	0.8	311.0	NW
12:00 AM - 01:00 AM	0.0	-	-	0.0	-	-	0.0	-	-	0.2	-	-	1.1	46.0	NE	1.0	332.0	NNW	0.3	323.0	NW
01:00 AM - 02:00 AM	0.0	-	-	0.0	-	-	0.0	-	-	0.0	-	-	0.0	-	-	0.6	0.0	N	1.0	28.0	NNE
02:00 AM - 03:00 AM	0.0	-	-	0.0	-	-	0.0	-	-	0.0	-	-	0.0	-	-	0.1	-	-	0.7	71.0	ENE
03:00 AM - 04:00 AM	0.0	-	-	0.0	-	-	0.0	-	-	0.0	-	-	1.0	359.0	N	0.8	5.0	N	0.6	17.0	NNE
04:00 AM - 05:00 AM	0.0	-	-	0.0	-	-	0.0	-	-	0.0	-	-	0.0	-	-	0.4	162.0	SSE	0.5	4.0	N
05:00 AM - 06:00 AM	0.0	-	-	0.0	-	-	0.3	18.0	NNE	0.0	-	-	0.8	14.0	NNE	1.9	26.0	NNE	1.2	31.0	NNE
06:00 AM - 07:00 AM	0.0	-	-	0.0	-	-	0.0	-	-	0.5	359.0	N	0.4	16.0	NNE	2.3	25.0	NNE	0.4	34.0	NE
07:00 AM - 08:00 AM	0.0	-	-	0.2	-	-	0.3	353.0	N	1.2	157.0	SSE	1.2	8.0	N	1.9	58.0	ENE	1.0	50.0	NE
08:00 AM - 09:00 AM	0.0	-	-	0.8	43.0	NE	1.9	358.0	N	0.9	0.0	N	2.3	23.0	NNE	1.3	31.0	NNE	1.3	11.0	N
09:00 AM - 10:00 AM	1.0	350.0	N	0.5	327.0	NNW	1.3	17.0	NNE	1.1	34.0	NE	1.7	52.0	NE	3.6	351.0	N	0.9	22.0	NNE
10:00 AM - 11:00 AM	1.1	87.0	E	0.9	341.0	NNW	2.0	49.0	NE	2.1	103.0	ESE	3.5	45.0	NE	0.3	353.0	N	0.3	17.0	NNE
11:00 AM - 12:00 PM	0.0	-	-	1.5	27.0	NNE	1.8	84.0	E	2.1	72.0	ENE	3.9	32.0	NNE	1.0	324.0	NW	0.4	12.0	NNE

Reference Method : Cup Anemometer & Anodized Aluminium Vane Method

The above results are valid only for the analyzed/tested sample(s) as indicated in this report. No part of this report or certificate may be reproduced in any form without written consent from the Laboratory. ALS Laboratory Group (Thailand) strongly recommends that this report is not reproduced except in full.

Approved by
Sarayuth Jittranont
Assistant General Manager

Analysis / Test Report

Client : Gulf NLL2 Co., Ltd.
399 Moo 3, Nong La Lork, Ban Khai, Rayong Thailand 21120
P/O : 4107004876
Project Name : Monitoring EIA
Project Location : GNLL2

Lot ID: 23125200
Date Received :Nov 16, 2023
Date Reported :Nov 25, 2023
Report Number :2817826-1 C15

Wind Rose

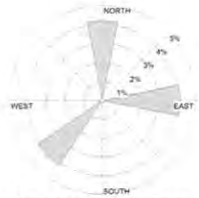

Date : Nov 09-10, 2023

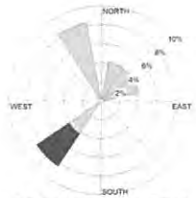

Date : Nov 10-11, 2023

Date : Nov 11-12, 2023

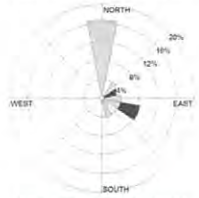

Date : Nov 12-13, 2023

Date : Nov 13-14, 2023

Date : Nov 14-15, 2023

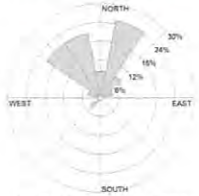

Date : Nov 15-16, 2023

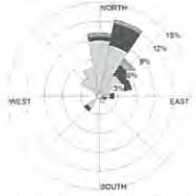

Date : Nov 09-16, 2023

WS(m/s)	%
≥ 10.0	0.00
8.0-10.0	0.00
5.5-8.0	0.00
3.3-5.5	2.38
1.7-3.3	8.93
0.3-1.7	40.48
Calms	48.21

The above results are valid only for the analyzed/tested sample(s) as indicated in this report. No part of this report or certificate may be reproduced in any form without written consent from the Laboratory. ALS Laboratory Group (Thailand) strongly recommends that this report is not reproduced except in full.

Approved by
Sarayuth Jittranont
Assistant General Manager

ADDRESS 104 Phatthanakan 40, Phatthanakan Rd., Khwaeng Phatthanakan, Khet Suan Luang, Bangkok 10250 Thailand I PHONE +66 0 2760 3000 I FAX +66 0 2760 3197
ALS LABORATORY GROUP (THAILAND) CO., LTD. An ALS Limited Company
Life Sciences www.alsglobal.com
RIGHT SOLUTIONS RIGHT PARTNER

Analysis / Test Report

Client : Gulf NLL2 Co., Ltd.
399 Moo 3, Nong La Lork, Ban Khai, Rayong Thailand 21120
P/O : 4210901773
Project Name : Monitoring EIA
Project Location : GNLL2

Lot ID: 23125127
Date Received :Nov 16, 2023
Date Reported :Nov 24, 2023
Report Number :2817656-1

Sample Number 23125127-15 to 21
Parameter Wind Speed / Wind Direction
Location บ้านตรอกสัดบัน (GPS 47P 0747552, 1413909)
Sampling Date Nov 09 - Nov 16, 2023
Sampling by Norranon Tathongkham

Time	Nov 09 - Nov 10, 2023			Nov 10 - Nov 11, 2023			Nov 11 - Nov 12, 2023			Nov 12 - Nov 13, 2023			Nov 13 - Nov 14, 2023			Nov 14 - Nov 15, 2023			Nov 15 - Nov 16, 2023		
	WS (m/s)	WD (deg)		WS (m/s)	WD (deg)		WS (m/s)	WD (deg)		WS (m/s)	WD (deg)		WS (m/s)	WD (deg)		WS (m/s)	WD (deg)		WS (m/s)	WD (deg)	
11:00 AM - 12:00 PM	0.5	20.0	NNE	1.8	72.0	ENE	1.1	46.0	NE	0.2	-	-	1.4	356.0	N	1.8	42.0	NE	0.2	-	-
12:00 PM - 01:00 PM	0.2	-	-	2.4	215.0	SW	1.4	40.0	NE	2.3	15.0	NNE	0.2	-	-	0.2	-	-	0.2	-	-
01:00 PM - 02:00 PM	1.3	207.0	SSW	0.2	-	-	0.2	-	-	0.2	-	-	0.5	153.0	SSE	2.0	57.0	ENE	0.2	-	-
02:00 PM - 03:00 PM	0.2	-	-	0.2	-	-	0.2	-	-	0.2	-	-	0.2	-	-	1.2	54.0	NE	0.2	-	-
03:00 PM - 04:00 PM	0.2	-	-	0.2	-	-	0.2	-	-	0.2	-	-	0.2	-	-	1.4	39.0	NE	0.2	-	-
04:00 PM - 05:00 PM	0.2	-	-	0.2	-	-	0.2	-	-	0.2	-	-	0.2	-	-	2.1	18.0	NNE	0.2	-	-
05:00 PM - 06:00 PM	0.2	-	-	0.2	-	-	0.2	-	-	0.2	-	-	0.2	-	-	1.4	341.0	NNW	0.2	-	-
06:00 PM - 07:00 PM	0.2	-	-	0.2	-	-	0.9	11.0	N	0.2	-	-	0.2	-	-	0.2	-	-	0.2	-	-
07:00 PM - 08:00 PM	0.2	-	-	0.2	-	-	0.2	-	-	0.2	-	-	0.2	-	-	0.2	-	-	0.2	-	-
08:00 PM - 09:00 PM	0.2	-	-	0.2	-	-	0.2	-	-	0.2	-	-	0.2	-	-	1.1	314.0	NW	0.2	-	-
09:00 PM - 10:00 PM	0.2	-	-	0.2	-	-	0.2	-	-	0.2	-	-	0.2	-	-	0.7	358.0	N	0.2	-	-
10:00 PM - 11:00 PM	0.2	-	-	0.2	-	-	0.2	-	-	0.2	-	-	0.2	-	-	0.6	12.0	NNE	0.2	-	-
11:00 PM - 12:00 AM	0.2	-	-	0.2	-	-	0.2	-	-	0.2	-	-	0.2	-	-	0.2	-	-	0.2	-	-
12:00 AM - 01:00 AM	0.2	-	-	0.2	-	-	0.2	-	-	0.2	-	-	0.2	-	-	0.6	359.0	N	1.2	172.0	S
01:00 AM - 02:00 AM	0.2	-	-	0.2	-	-	0.2	-	-	0.2	-	-	0.2	-	-	0.2	-	-	0.2	-	-
02:00 AM - 03:00 AM	0.2	-	-	0.2	-	-	0.2	-	-	0.2	-	-	0.2	-	-	0.2	-	-	0.2	-	-
03:00 AM - 04:00 AM	0.2	-	-	0.2	-	-	0.2	-	-	0.2	-	-	0.2	-	-	0.2	-	-	0.2	-	-
04:00 AM - 05:00 AM	0.2	-	-	0.2	-	-	0.5	27.0	NNE	0.2	-	-	0.2	-	-	0.2	-	-	0.2	-	-
05:00 AM - 06:00 AM	0.2	-	-	0.2	-	-	0.2	-	-	0.2	-	-	0.2	-	-	0.2	-	-	0.2	-	-
06:00 AM - 07:00 AM	0.2	-	-	0.2	-	-	0.2	-	-	0.2	-	-	1.6	23.0	NNE	1.1	11.0	N	0.2	-	-
07:00 AM - 08:00 AM	1.9	1.0	N	0.2	-	-	0.6	33.0	NNE	0.2	-	-	1.4	26.0	NNE	0.8	0.0	N	0.2	-	-
08:00 AM - 09:00 AM	2.0	7.0	N	0.2	-	-	1.1	16.0	NNE	0.2	-	-	2.5	64.0	ENE	0.2	-	-	0.2	-	-
09:00 AM - 10:00 AM	0.4	359.0	N	0.2	-	-	1.2	359.0	N	0.2	-	-	0.8	76.0	ENE	0.2	-	-	0.2	-	-
10:00 AM - 11:00 AM	0.5	248.0	WSW	0.7	15.0	NNE	0.6	45.0	NE	2.5	79.0	E	2.6	61.0	ENE	0.2	-	-	0.2	-	-

Reference Method : Cup Anemometer & Anodized Aluminium Vane Method

The above results are valid only for the analyzed/tested sample(s) as indicated in this report. No part of this report or certificate may be reproduced in any form without written consent from the Laboratory. ALS Laboratory Group (Thailand) strongly recommends that this report is not reproduced except in full.

Approved by

Sarayuth Jittranont
Assistant General Manager

Analysis / Test Report

Client : Gulf NLL2 Co., Ltd.
399 Moo 3, Nong La Lork, Ban Khai, Rayong Thailand 21120
P/O : 4210901773
Project Name : Monitoring EIA
Project Location : GNLL2

Lot ID: 23125127
Date Received :Nov 16, 2023
Date Reported :Nov 24, 2023
Report Number :2817656-1

Wind Rose

Date : Nov 09-10, 2023

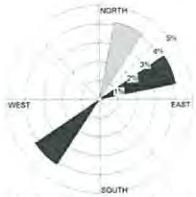

Date : Nov 10-11, 2023

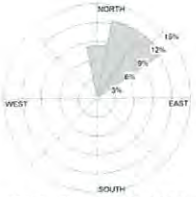

Date : Nov 11-12, 2023

Date : Nov 12-13, 2023

Date : Nov 13-14, 2023

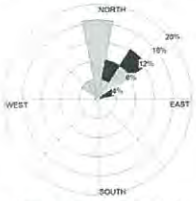

Date : Nov 14-15, 2023

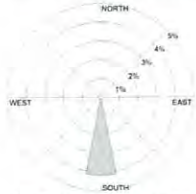

Date : Nov 15-16, 2023

Date : Nov 09-16, 2023

WS(m/s)	%
≥ 10.0	0.00
8.0-10.0	0.00
5.5-8.0	0.00
3.3-5.5	0.00
1.7-3.3	6.55
0.3-1.7	16.67
Calms	76.78

The above results are valid only for the analyzed/tested sample(s) as indicated in this report. No part of this report or certificate may be reproduced in any form without written consent from the Laboratory. ALS Laboratory Group (Thailand) strongly recommends that this report is not reproduced except in full.

Approved by

Sarayuth Jittranont
Assistant General Manager

ADDRESS 104 Phatthanakan 40, Phatthanakan Rd., Khwaeng Phatthanakan, Khet Suan Luang, Bangkok 10250 Thailand | PHONE +66 0 2760 3000 | FAX +66 0 2760 3197
ALS LABORATORY GROUP (THAILAND) CO., LTD. An ALS Limited Company
Life Sciences www.alsglobal.com
RIGHT SOLUTIONS RIGHT PARTNER

คุณภาพอากาศจากปล่องโรงไฟฟ้าแบบครั้งคราว

Analysis / Test Report

Client : Gulf NLL2 Co., Ltd.
399 Moo 3, Nong La Lork, Ban Khai, Rayong Thailand 21120
P/O : 4210901773
Project Name : Monitoring EIA
Project Location : GNLL2

Lot ID: 23125135
Date Received :Nov 14, 2023
Date Reported :Nov 21, 2023
Report Number :2817674-1

Sample Number	23125135-1
Sample Description	Emission from Stationary Source
Location	HRSG 11 (GPS 47P 0744574, 1419329)
Measurement Date	Nov 14, 2023

Stack Description

Ambient Temperature	32	°C	Diameter	3.35	m	Oxygen	14.13	%
Ambient Pressure	755	mmHg	Shape	Circle		Carbon dioxide	3.95	%
Type of Process	Combustion		Stack Temperature	103	°C	Gas Velocity	12.23	m/s
Type of Fuel	Natural Gas		Moisture	7.95	%	Flow Rate	281177	Nm3/hr

Run No.	Sampling Time	Oxygen (%)	Carbon Dioxide (%)	Oxides of Nitrogen (ppm)		Sulfur Dioxide (ppm)	
				at Actual O_2	at 7% O_2	at Actual O_2	at 7% O_2
1	10:40 AM - 11:00 AM	14.14	3.94	7.97	16.39	0.10	0.21
2	11:01 AM - 11:21 AM	14.13	3.95	8.45	17.34	0.10	0.20
3	11:22 AM - 11:42 AM	14.11	3.96	8.81	18.05	0.10	0.20
Average (ppm)		14.13	3.95	8.41	17.26	0.10	0.21
Guideline[1](ppm)				-	60	-	6
Guideline[2](ppm)				-	120	-	20
Result (mg/Nm^3)				15.82	32.47	0.26	0.54
Guideline[1](mg/Nm^3)				-	112.88	-	15.72
Guideline[2](mg/Nm^3)				-	225.77	-	52.41
Emission Rate at Actual O_2 (g/s)				1.2358		0.0205	
Guideline[1](g/s)				7.4		1.0	
Method				US EPA Method 7E		US EPA Method 6C	

Sampled By : Sathapron Thakarw

Guideline : [1] Environmental Impact Assessment Report of Gulf NLL2 Co., Ltd.
[2] Notification of the Ministry of Natural Resources and Environment, 2010 (B.E. 2553) on Emission Standard from New Power Plants.

Technical Management Wichan Choonharat
Manager
ทะเบียนเลขที่ ว-204-ค-6113

Approved by Sarayuth Jittranont
Assistant General Manager
ทะเบียนเลขที่ ว-204-ค-4702

The above results are valid only for the analyzed/tested sample(s) as indicated in this report. No part of this report or certificate may be reproduced in any from

Analysis / Test Report

Client : Gulf NLL2 Co., Ltd.
399 Moo 3, Nong La Lork, Ban Khai, Rayong Thailand 21120
P/O : 4210901773
Project Name : Monitoring EIA
Project Location : GNLL2

Lot ID: 23125140
Date Received : Nov 14, 2023
Date Reported : Nov 22, 2023
Report Number: 2817687-1

Sample Number	23125140-1
Sampled Date	Nov 14, 2023
Sample Description	Emission form Stationary Source
Location	HRSG11
Date Analysis Commenced	Nov 17, 2023
Condition of Sample	Extracted into one filter paper placed in plastic petri dish and one amber plastic bottle

Stack Description

Ambient Pressure	755	mmHg	Diameter	3.35	m	Oxygen	14.1	%
Ambient Temperature	32.0	°C	Shape	Circle		Carbon Dioxide	4.0	%
Type of Process	Combustion		Stack Temperature	103	°C	Gas Velocity	12.2	m/s
Type of Fuel	Natural Gas		Moisture	7.91	%	Flow Rate (Actual O2)	280903	Nm3/hr

Analyte	Sampled Time	Unit	LOD	LOQ (LOR)	Result at 7 %O_2	Result at 14.1 % O_2	Guideline (1)	Guideline (2)	Method	Testing Location
Air Testing										
Total Suspended Particulate	10:40 AM - 11:22 AM	mg/m3	-	0.5	<0.5	<0.5	28	60	United States Environmental Protection Agency, EPA Method 5	Bangkok

Guideline :
Guideline (1) Environmental Impact Assessment Report of Gulf NLL2 Co., Ltd.
Guideline (2) Notification of the Ministry of Natural Resources and Environment, 2010 (B.E. 2553) on Emission Standard from New Power Plants.

Technical Management Orawan Rakyong
Scientist (3)
ทะเบียนเลขที่ ว-204-จ-6115

Approved by Kanokkorn Anek
Senior Manager
ทะเบียนเลขที่ ว-204-ค-6111

Results apply to the sample(s) as submitted, unless the sampling was conducted by ALS. No part of this report may be reproduced in any form without written consent from the laboratory.
ALS Laboratory Group (Thailand) strongly recommends that this report is not reproduced except in full.

Analysis / Test Report

Client : Gulf NLL2 Co., Ltd.
399 Moo 3, Nong La Lork, Ban Khai, Rayong Thailand 21120
P/O : 4210901773
Project Name : Monitoring EIA
Project Location : GNLL2

Lot ID: 23125140
Date Received : Nov 14, 2023
Date Reported : Nov 22, 2023
Report Number: 2817687-1

Sample Number	23125140-1
Sampled Date	Nov 14, 2023
Sample Description	Emission form Stationary Source
Location	HRSG11
Date Analysis Commenced	Nov 17, 2023
Condition of Sample	Extracted into one filter paper placed in plastic petri dish and one amber plastic bottle

Stack Description

Ambient Pressure	755	mmHg	Diameter	3.35	m	Oxygen	14.1	%
Ambient Temperature	32.0	°C	Shape	Circle		Carbon Dioxide	4.0	%
Type of Process	Combustion		Stack Temperature	103	°C	Gas Velocity	12.2	m/s
Type of Fuel	Natural Gas		Moisture	7.91	%	Flow Rate (Actual O2)	280903	Nm3/hr

Analyte	Sampled Time	Unit	LOD	LOQ (LOR)	Result Emission Rate	Guideline (1)	Guideline (2)	Method	Testing Location
Air Testing									
Total Suspended Particulate	10:40 AM - 11:22 AM	g/s	-	-	<0.04	1.7	-	Calculated	Bangkok

Guideline :
Guideline (1) Environmental Impact Assessment Report of Gulf NLL2 Co., Ltd.
Guideline (2) Notification of the Ministry of Natural Resources and Environment, 2010 (B.E. 2553) on Emission Standard from New Power Plants.

Sampled By : Sutdamrong Chokpitinan

Remark :
- LOD : Limit of Detection
- "<" : Lower than LOQ (Limit of Quantitation) / LOR (Limit of Reporting)

Technical Management Orawan R.
Orawan Rakyong
Scientist (3)
ทะเบียนเลขที่ ว-204-จ-6115

Approved by
Kanokkorn Anek
Senior Manager
ทะเบียนเลขที่ ว-204-ค-6111

Results apply to the sample(s) as submitted, unless the sampling was conducted by ALS. No part of this report may be reproduced in any form without written consent from the laboratory. ALS Laboratory Group (Thailand) strongly recommends that this report is not reproduced except in full.

ADDRESS 104 Phatthanakan 40, Phatthanakan Rd., Khwaeng Phatthanakan, Khet Suan Luang, Bangkok 10250 Thailand | PHONE +66 0 2760 3000 | FAX +66 0 2760 3197
ALS LABORATORY GROUP (THAILAND) CO., LTD. An ALS Limited Company

Analysis / Test Report

Client : Gulf NLL2 Co., Ltd.
399 Moo 3, Nong La Lork, Ban Khai, Rayong Thailand 21120
P/O : 4210901773
Project Name : Monitoring EIA
Project Location : GNLL2

Lot ID: 23125138
Date Received :Nov 13, 2023
Date Reported :Nov 21, 2023
Report Number :2817680-1

Sample Number	23125138-1
Sample Description	Emission from Stationary Source
Location	HRSG 12
Measurement Date	Nov 13, 2023

Stack Description

Ambient Temperature	32	°C	Diameter	3.35	m	Oxygen	14.13	%
Ambient Pressure	755	mmHg	Shape	Circle		Carbon dioxide	3.97	%
Type of Process	Combustion		Stack Temperature	103	°C	Gas Velocity	12.11	m/s
Type of Fuel	Natural Gas		Moisture	8.01	%	Flow Rate	278096	Nm3/hr

Run No.	Sampling Time	Oxygen (%)	Carbon Dioxide (%)	Oxides of Nitrogen (ppm) at Actual O_2	Oxides of Nitrogen (ppm) at 7% O_2	Sulfur Dioxide (ppm) at Actual O_2	Sulfur Dioxide (ppm) at 7% O_2
1	10:35 AM - 10:55 AM	14.14	3.97	12.33	25.36	0.07	0.14
2	10:56 AM - 11:16 AM	14.10	3.99	13.43	27.46	0.08	0.17
3	11:17 AM - 11:37 AM	14.14	3.96	12.61	25.95	0.08	0.17
Average (ppm)		14.13	3.97	12.79	26.26	0.08	0.16
Guideline[1/](ppm)				-	60	-	6
Guideline[2/](ppm)				-	120	-	20
Result (mg/Nm^3)				24.07	49.40	0.20	0.42
Guideline[1/](mg/Nm^3)				-	112.88	-	15.72
Guideline[2/](mg/Nm^3)				-	225.77	-	52.41
Emission Rate at Actual O_2 (g/s)				1.8594		0.0156	
Guideline[1/](g/s)				7.4		1.0	
Method				US EPA Method 7E		US EPA Method 6C	

Sampled By : Sathapron Thakarw

Guideline : [1/] Environmental Impact Assessment Report of Gulf NLL2 Co., Ltd.
[2/] Notification of the Ministry of Natural Resources and Environment, 2010 (B.E. 2553) on Emission Standard from New Power Plants.

Technical Management
Wichan Choonharat
Manager
ทะเบียนเลขที่ ว-204-ค-6113

Approved by
Sarayuth Jittranont
Assistant General Manager
ทะเบียนเลขที่ ว-204-ค-4702

The above results are valid only for the analyzed/tested sample(s) as indicated in this report. No part of this report or certificate may be reproduced in any from

ADDRESS 104 Phatthanakan 40, Phatthanakan Rd., Khwaeng Phatthanakarn, Khet Suan Luang, Bangkok 10250, THAILAND | PHONE +66 0 2760 3000 | FAX +66 0 2760 3197
ALS LABORATORY GROUP (THAILAND) CO., LTD. An ALS Limited Company

Analysis / Test Report

Client : Gulf NLL2 Co., Ltd.
399 Moo 3, Nong La Lork, Ban Khai, Rayong Thailand 21120
P/O : 4210901773
Project Name : Monitoring EIA
Project Location : GNLL2

Lot ID: 23125143
Date Received : Nov 14, 2023
Date Reported : Nov 22, 2023
Report Number: 2817692-1

Sample Number	23125143-1
Sampled Date	Nov 13, 2023
Sample Description	Emission form Stationary Source
Location	HRSG12
Date Analysis Commenced	Nov 17, 2023
Condition of Sample	Extracted into one filter paper placed in plastic petri dish and one amber plastic bottle

Stack Description

Ambient Pressure	755	mmHg	Diameter	3.35	m	Oxygen	14.1	%
Ambient Temperature	32.0	°C	Shape	Circle		Carbon Dioxide	4.0	%
Type of Process	Combustion		Stack Temperature	103	°C	Gas Velocity	12.1	m/s
Type of Fuel	Natural Gas		Moisture	7.98	%	Flow Rate (Actual O2)	277853	Nm3/hr

Analyte	Sampled Time	Unit	LOD	LOQ (LOR)	Result at 7 %O_2	Result at 14.1 % O_2	Guideline (1)	Guideline (2)	Method	Testing Location
Air Testing										
Total Suspended Particulate	10:40 AM - 11:22 AM	mg/m3	-	0.5	<0.5	<0.5	28	60	United States Environmental Protection Agency, EPA Method 5	Bangkok

Guideline :
Guideline (1) Environmental Impact Assessment Report of Gulf NLL2 Co., Ltd.
Guideline (2) Notification of the Ministry of Natural Resources and Environment, 2010 (B.E. 2553) on Emission Standard from New Power Plants.

Technical Management Orawan R.
Orawan Rakyong
Scientist (3)
ทะเบียนเลขที่ ว-204-จ-6115

Approved by Kanokkorn Anek
Kanokkorn Anek
Senior Manager
ทะเบียนเลขที่ ว-204-ค-6111

Results apply to the sample(s) as submitted, unless the sampling was conducted by ALS. No part of this report may be reproduced in any form without written consent from the laboratory.
ALS Laboratory Group (Thailand) strongly recommends that this report is not reproduced except in full

ADDRESS 104 Phatthanakan 40, Phatthanakan Rd., Khwaeng Phatthanakan, Khet Suan Luang, Bangkok 10250 Thailand | PHONE +66 0 2760 3000 | FAX +66 0 2760 3197
ALS LABORATORY GROUP (THAILAND) CO., LTD. An ALS Limited Company

Analysis / Test Report

Client : Gulf NLL2 Co., Ltd.
399 Moo 3, Nong La Lork, Ban Khai, Rayong Thailand 21120
P/O : 4210901773
Project Name : Monitoring EIA
Project Location : GNLL2

Lot ID: 23125143
Date Received : Nov 14, 2023
Date Reported : Nov 22, 2023
Report Number: 2817692-1

Sample Number	23125143-1
Sampled Date	Nov 13, 2023
Sample Description	Emission form Stationary Source
Location	HRSG12
Date Analysis Commenced	Nov 17, 2023
Condition of Sample	Extracted into one filter paper placed in plastic petri dish and one amber plastic bottle

Stack Description

Ambient Pressure	755	mmHg	Diameter	3.35	m	Oxygen	14.1	%
Ambient Temperature	32.0	°C	Shape	Circle		Carbon Dioxide	4.0	%
Type of Process	Combustion		Stack Temperature	103	°C	Gas Velocity	12.1	m/s
Type of Fuel	Natural Gas		Moisture	7.98	%	Flow Rate (Actual O2)	277853	Nm3/hr

Analyte	Sampled Time	Unit	LOD	LOQ (LOR)	Result Emission Rate	Guideline (1)	Guideline (2)	Method	Testing Location
Air Testing									
Total Suspended Particulate	10:40 AM - 11:22 AM	g/s	-	-	<0.04	1.7	-	Calculated	Bangkok

Guideline :
Guideline (1) Environmental Impact Assessment Report of Gulf NLL2 Co., Ltd.
Guideline (2) Notification of the Ministry of Natural Resources and Environment, 2010 (B.E. 2553) on Emission Standard from New Power Plants.

Sampled By : Sutdamrong Chokpitinan

Remark :
- LOD : Limit of Detection
- "<" : Lower than LOQ (Limit of Quantitation) / LOR (Limit of Reporting)

Technical Management Orawan R.
Orawan Rakyong
Scientist (3)
ทะเบียนเลขที่ ว-204-จ-6115

Approved by Kanokkorn Anek
Kanokkorn Anek
Senior Manager
ทะเบียนเลขที่ ว-204-ค-6111

Results apply to the sample(s) as submitted, unless the sampling was conducted by ALS. No part of this report may be reproduced in any form without written consent from the laboratory.
ALS Laboratory Group (Thailand) strongly recommends that this report is not reproduced except in full.

ADDRESS 104 Phatthanakan 40, Phatthanakan Rd., Khwaeng Phatthanakan, Khet Suan Luang, Bangkok 10250 Thailand | PHONE +66 0 2760 3000 | FAX +66 0 2760 3197
ALS LABORATORY GROUP (THAILAND) CO., LTD. An ALS Limited Company

Life Sciences www.alsglobal.com
RIGHT SOLUTIONS RIGHT PARTNER
14289-41/ EMAIL
S:\Reports_Air Stack_O2_2GL.rpt (4:53PM)

ระดับเสียงโดยทั่วไป (Leq24)

Analysis / Test Report

TESTING
No.0042

Client : Gulf NLL2 Co., Ltd.
399 Moo 3, Nong La Lork, Ban Khai, Rayong Thailand 21120
P/O : 4210901773
Project Name : Monitoring EIA
Project Location : GNLL2

Lot ID: 23125129
Date Received : Nov 16, 2023
Date Reported : Nov 21, 2023
Report Number: 2842151-1

Sample Number	23125129-1
Parameter	Noise (Leq 24 hrs.)
Location	N1 : ที่พักอาศัยใกล้เคียงพื้นที่โครงการ (GPS 47P 744360, 1420358)
Measurement Date	Nov 09 - Nov 10, 2023
Measurement by	Norranon Tathongkham
Sound Level meter	Serial No. 734223

Time	Leq (dB(A))	Lmax (dB(A))	L90 (dB(A))
10:00 AM - 11:00 AM	51.0	71.7	44.8
11:00 AM - 12:00 PM	50.7	70.1	47.1
12:00 PM - 01:00 PM	52.0	70.0	48.4
01:00 PM - 02:00 PM	51.3	75.0	45.8
02:00 PM - 03:00 PM	48.4	66.4	45.1
03:00 PM - 04:00 PM	53.6	82.0	41.7
04:00 PM - 05:00 PM	53.8	80.1	43.4
05:00 PM - 06:00 PM	55.3	76.6	44.2
06:00 PM - 07:00 PM	53.1	78.7	46.9
07:00 PM - 08:00 PM	53.6	71.5	47.9
08:00 PM - 09:00 PM	51.9	74.7	46.3
09:00 PM - 10:00 PM	50.2	78.3	42.9
10:00 PM - 11:00 PM	45.7	65.5	40.3
11:00 PM - 12:00 AM	45.1	68.1	38.6
12:00 AM - 01:00 AM	44.6	69.9	38.1
01:00 AM - 02:00 AM	41.9	65.2	37.7
02:00 AM - 03:00 AM	41.0	60.7	37.2
03:00 AM - 04:00 AM	40.7	61.9	37.4
04:00 AM - 05:00 AM	42.9	65.2	39.5
05:00 AM - 06:00 AM	48.4	68.6	43.1
06:00 AM - 07:00 AM	52.8	69.2	46.2
07:00 AM - 08:00 AM	56.6	78.5	47.8
08:00 AM - 09:00 AM	54.0	77.0	41.6
09:00 AM - 10:00 AM	52.8	73.2	39.2
Leq Average 24 hrs. (dB(A))	51.5		
Lmax (dB(A))		82.0	
L90 (dB(A))			43.1
Ldn (dB(A))	54.8		
Standard (dB(A))	70	115	

Reference Method : ISO1996-1 and 1996-2
Standard 1. ประกาศคณะกรรมการสิ่งแวดล้อมแห่งชาติ ฉบับที่ 15 (พ.ศ. 2540) เรื่องกำหนดมาตรฐานระดับเสียงโดยทั่วไป
2. ประกาศกระทรวงอุตสาหกรรม เรื่องกำหนดค่าระดับเสียงการบกวน และระดับเสียงที่เกิดจากการประกอบกิจการโรงงาน พ.ศ. 2548
Remark The laboratory has been accepted as an accredited laboratory complying with the ISO/IEC 17025.

Technical Management Thanita K. — Thanita Kulsuriwong, Scientist (4)
Approved by Supot S. — Supot Salamteh, Section Head

ADDRESS 616/10 Moo 5 T. Maenam Khu A. Pluakdaeng Rayong 21140 Thailand PHONE +66 0 3304 8555 FAX +66 0 3304 8556
ALS LABORATORY GROUP (THAILAND) CO., LTD. An ALS Limited Company
Life Sciences www.alsglobal.com
RIGHT SOLUTIONS RIGHT PARTNER

Analysis / Test Report

TESTING
No.0042

Client : Gulf NLL2 Co., Ltd.
399 Moo 3, Nong La Lork, Ban Khai, Rayong Thailand 21120
P/O : 4210901773
Project Name : Monitoring EIA
Project Location : GNLL2

Lot ID: 23125129
Date Received : Nov 16, 2023
Date Reported : Nov 21, 2023
Report Number: 2842152-1

Sample Number	23125129-2
Parameter	Noise (Leq 24 hrs.)
Location	N1 : ที่พักอาศัยใกล้เคียงพื้นที่โครงการ (GPS 47P 744360, 1420358)
Measurement Date	Nov 10 - Nov 11, 2023
Measurement by	Norranon Tathongkham
Sound Level meter	Serial No. 734223

Time	Leq (dB(A))	Lmax (dB(A))	L90 (dB(A))
10:00 AM - 11:00 AM	52.0	76.6	40.1
11:00 AM - 12:00 PM	53.4	74.3	41.1
12:00 PM - 01:00 PM	50.4	70.0	40.9
01:00 PM - 02:00 PM	52.1	79.4	44.9
02:00 PM - 03:00 PM	54.4	80.3	45.0
03:00 PM - 04:00 PM	54.0	77.6	44.6
04:00 PM - 05:00 PM	56.1	81.0	48.6
05:00 PM - 06:00 PM	61.5	87.0	56.4
06:00 PM - 07:00 PM	52.0	66.8	47.1
07:00 PM - 08:00 PM	53.4	76.1	48.2
08:00 PM - 09:00 PM	55.3	83.7	46.6
09:00 PM - 10:00 PM	48.9	69.3	43.8
10:00 PM - 11:00 PM	47.0	68.2	41.4
11:00 PM - 12:00 AM	52.0	85.9	39.6
12:00 AM - 01:00 AM	45.6	69.0	39.5
01:00 AM - 02:00 AM	43.6	69.0	39.1
02:00 AM - 03:00 AM	42.2	65.5	38.9
03:00 AM - 04:00 AM	42.4	68.0	39.2
04:00 AM - 05:00 AM	43.7	62.8	41.2
05:00 AM - 06:00 AM	49.1	71.1	44.8
06:00 AM - 07:00 AM	52.0	69.2	47.2
07:00 AM - 08:00 AM	56.1	75.2	46.6
08:00 AM - 09:00 AM	53.0	70.0	42.5
09:00 AM - 10:00 AM	52.6	79.1	39.4
Leq Average 24 hrs. (dB(A))	53.3		
Lmax (dB(A))		87.0	
L90 (dB(A))			42.5
Ldn (dB(A))	56.3		
Standard (dB(A))	70	115	

Reference Method : ISO1996-1 and 1996-2
Standard 1. ประกาศคณะกรรมการสิ่งแวดล้อมแห่งชาติ ฉบับที่ 15 (พ.ศ. 2540) เรื่องกำหนดมาตรฐานระดับเสียงโดยทั่วไป
2. ประกาศกระทรวงอุตสาหกรรม เรื่องกำหนดค่าระดับเสียงการบกวน และระดับเสียงที่เกิดจากการประกอบกิจการโรงงาน พ.ศ. 2548
Remark The laboratory has been accepted as an accredited laboratory complying with the ISO/IEC 17025.

Technical Management Thanita K. — Thanita Kulsuriwong, Scientist (4)
Approved by Supot S. — Supot Salamteh, Section Head

ADDRESS 616/10 Moo 5 T. Maenam Khu A. Pluakdaeng Rayong 21140 Thailand PHONE +66 0 3304 8555 FAX +66 0 3304 8556
ALS LABORATORY GROUP (THAILAND) CO., LTD. An ALS Limited Company
Life Sciences www.alsglobal.com
RIGHT SOLUTIONS RIGHT PARTNER

Analysis / Test Report

TESTING
No.0042

Client : Gulf NLL2 Co., Ltd.
399 Moo 3, Nong La Lork, Ban Khai, Rayong Thailand 21120
P/O : 4210901773
Project Name : Monitoring EIA
Project Location : GNLL2

Lot ID: 23125129
Date Received : Nov 16, 2023
Date Reported : Nov 21, 2023
Report Number: 2842153-1

Sample Number	23125129-3
Parameter	Noise (Leq 24 hrs.)
Location	N1 : ที่พักอาศัยใกล้เคียงพื้นที่โครงการ (GPS 47P 744360, 1420358)
Measurement Date	Nov 11 - Nov 12, 2023
Measurement by	Norranon Tathongkham
Sound Level meter	Serial No. 734223

Time	Leq (dB(A))	Lmax (dB(A))	L90 (dB(A))
10:00 AM - 11:00 AM	51.4	71.7	39.6
11:00 AM - 12:00 PM	52.8	76.8	40.3
12:00 PM - 01:00 PM	54.7	73.2	44.3
01:00 PM - 02:00 PM	53.9	77.5	40.8
02:00 PM - 03:00 PM	52.0	75.2	41.0
03:00 PM - 04:00 PM	50.8	72.5	39.9
04:00 PM - 05:00 PM	56.4	77.9	47.0
05:00 PM - 06:00 PM	58.5	80.7	51.9
06:00 PM - 07:00 PM	52.7	68.6	47.6
07:00 PM - 08:00 PM	52.7	71.3	48.0
08:00 PM - 09:00 PM	52.3	71.5	47.1
09:00 PM - 10:00 PM	49.0	68.7	44.3
10:00 PM - 11:00 PM	46.2	69.5	41.4
11:00 PM - 12:00 AM	46.2	70.6	41.0
12:00 AM - 01:00 AM	44.9	66.2	38.3
01:00 AM - 02:00 AM	43.9	68.2	37.7
02:00 AM - 03:00 AM	44.3	69.3	37.1
03:00 AM - 04:00 AM	41.6	62.1	37.6
04:00 AM - 05:00 AM	42.9	67.9	39.0
05:00 AM - 06:00 AM	47.5	65.1	44.0
06:00 AM - 07:00 AM	53.4	73.9	45.7
07:00 AM - 08:00 AM	53.3	79.0	43.4
08:00 AM - 09:00 AM	53.4	77.6	42.8
09:00 AM - 10:00 AM	54.9	73.2	42.2
Leq Average 24 hrs. (dB(A))	52.4		
Lmax (dB(A))		80.7	
L90 (dB(A))			41.4
Ldn (dB(A))	55.5		
Standard (dB(A))	70	115	

Reference Method : ISO1996-1 and 1996-2
Standard 1. ประกาศคณะกรรมการสิ่งแวดล้อมแห่งชาติ ฉบับที่ 15 (พ.ศ. 2540) เรื่องกำหนดมาตรฐานระดับเสียงโดยทั่วไป
2. ประกาศกระทรวงอุตสาหกรรม เรื่องกำหนดค่าระดับเสียงการบกวน และระดับเสียงที่เกิดจากการประกอบกิจการโรงงาน พ.ศ. 2548
Remark The laboratory has been accepted as an accredited laboratory complying with the ISO/IEC 17025.

Technical Management Thanita K. — Thanita Kulsuriwong, Scientist (4)
Approved by Supot S. — Supot Salamteh, Section Head

ADDRESS 616/10 Moo 5 T. Maenam Khu A. Pluakdaeng Rayong 21140 Thailand PHONE +66 0 3304 8555 FAX +66 0 3304 8556
ALS LABORATORY GROUP (THAILAND) CO., LTD. An ALS Limited Company
Life Sciences www.alsglobal.com
RIGHT SOLUTIONS RIGHT PARTNER

Analysis / Test Report

TESTING
No.0042

Client : Gulf NLL2 Co., Ltd.
399 Moo 3, Nong La Lork, Ban Khai, Rayong Thailand 21120
P/O : 4210901773
Project Name : Monitoring EIA
Project Location : GNLL2

Lot ID: 23125129
Date Received : Nov 16, 2023
Date Reported : Nov 21, 2023
Report Number: 2842154-1

Sample Number	23125129-4
Parameter	Noise (Leq 24 hrs.)
Location	N1 : ที่พักอาศัยใกล้เคียงพื้นที่โครงการ (GPS 47P 744360, 1420358)
Measurement Date	Nov 12 - Nov 13, 2023
Measurement by	Norranon Tathongkham
Sound Level meter	Serial No. 734223

Time	Leq (dB(A))	Lmax (dB(A))	L90 (dB(A))
10:00 AM - 11:00 AM	54.7	77.3	41.8
11:00 AM - 12:00 PM	55.2	77.5	43.8
12:00 PM - 01:00 PM	52.6	73.8	41.3
01:00 PM - 02:00 PM	54.9	83.1	38.9
02:00 PM - 03:00 PM	53.9	78.8	39.9
03:00 PM - 04:00 PM	53.5	74.5	41.1
04:00 PM - 05:00 PM	53.9	82.0	42.5
05:00 PM - 06:00 PM	54.6	81.7	43.6
06:00 PM - 07:00 PM	52.3	77.6	45.0
07:00 PM - 08:00 PM	50.2	68.8	47.0
08:00 PM - 09:00 PM	52.0	81.5	45.3
09:00 PM - 10:00 PM	47.9	71.6	42.7
10:00 PM - 11:00 PM	45.1	65.5	39.3
11:00 PM - 12:00 AM	44.5	67.3	38.0
12:00 AM - 01:00 AM	44.7	66.8	38.0
01:00 AM - 02:00 AM	41.0	71.8	37.4
02:00 AM - 03:00 AM	42.1	70.7	37.7
03:00 AM - 04:00 AM	45.1	76.3	38.1
04:00 AM - 05:00 AM	42.4	60.2	38.9
05:00 AM - 06:00 AM	47.0	64.8	42.2
06:00 AM - 07:00 AM	53.4	67.9	46.3
07:00 AM - 08:00 AM	56.6	74.3	49.0
08:00 AM - 09:00 AM	53.4	78.8	40.3
09:00 AM - 10:00 AM	51.1	70.8	38.9
Leq Average 24 hrs. (dB(A))	52.1		
Lmax (dB(A))		83.1	
L90 (dB(A))			41.1
Ldn (dB(A))	55.1		
Standard (dB(A))	70	115	

Reference Method : ISO1996-1 and 1996-2
Standard 1. ประกาศคณะกรรมการสิ่งแวดล้อมแห่งชาติ ฉบับที่ 15 (พ.ศ. 2540) เรื่องกำหนดมาตรฐานระดับเสียงโดยทั่วไป
2. ประกาศกระทรวงอุตสาหกรรม เรื่องกำหนดค่าระดับเสียงการบกวน และระดับเสียงที่เกิดจากการประกอบกิจการโรงงาน พ.ศ. 2548
Remark The laboratory has been accepted as an accredited laboratory complying with the ISO/IEC 17025.

Technical Management Thanita K. — Thanita Kulsuriwong, Scientist (4)
Approved by Supot S. — Supot Salamteh, Section Head

ADDRESS 616/10 Moo 5 T. Maenam Khu A. Pluakdaeng Rayong 21140 Thailand PHONE +66 0 3304 8555 FAX +66 0 3304 8556
ALS LABORATORY GROUP (THAILAND) CO., LTD. An ALS Limited Company
Life Sciences www.alsglobal.com
RIGHT SOLUTIONS RIGHT PARTNER

Analysis / Test Report

TESTING
No.0042

Client : Gulf NLL2 Co., Ltd.
399 Moo 3, Nong La Lork, Ban Khai, Rayong Thailand 21120
P/O : 4210901773
Project Name : Monitoring EIA
Project Location : GNLL2

Lot ID: 23125129
Date Received : Nov 16, 2023
Date Reported : Nov 21, 2023
Report Number: 2842155-1

Sample Number	23125129-5
Parameter	Noise (Leq 24 hrs.)
Location	N1 : ที่พักอาศัยใกล้เคียงพื้นที่โครงการ (GPS 47P 744360, 1420358)
Measurement Date	Nov 13 - Nov 14, 2023
Measurement by	Norranon Tathongkham
Sound Level meter	Serial No. 734223

Time	Leq (dB(A))	Lmax (dB(A))	L90 (dB(A))
10:00 AM - 11:00 AM	52.4	73.7	38.6
11:00 AM - 12:00 PM	53.7	82.1	39.4
12:00 PM - 01:00 PM	51.5	77.7	39.8
01:00 PM - 02:00 PM	51.2	73.6	39.4
02:00 PM - 03:00 PM	52.7	76.9	40.2
03:00 PM - 04:00 PM	53.1	77.6	41.8
04:00 PM - 05:00 PM	54.6	74.0	45.0
05:00 PM - 06:00 PM	55.9	80.9	46.0
06:00 PM - 07:00 PM	52.5	69.8	44.3
07:00 PM - 08:00 PM	53.9	78.4	45.7
08:00 PM - 09:00 PM	52.0	76.3	45.3
09:00 PM - 10:00 PM	49.9	71.9	44.3
10:00 PM - 11:00 PM	47.4	67.3	41.6
11:00 PM - 12:00 AM	45.8	73.1	38.4
12:00 AM - 01:00 AM	44.5	66.8	38.0
01:00 AM - 02:00 AM	41.5	60.4	38.3
02:00 AM - 03:00 AM	42.7	61.8	38.0
03:00 AM - 04:00 AM	45.2	67.5	37.9
04:00 AM - 05:00 AM	43.9	65.7	38.3
05:00 AM - 06:00 AM	47.8	74.1	41.6
06:00 AM - 07:00 AM	53.1	70.3	46.0
07:00 AM - 08:00 AM	58.1	80.1	50.1
08:00 AM - 09:00 AM	52.4	72.4	41.8
09:00 AM - 10:00 AM	53.0	75.1	40.1
Leq Average 24 hrs. (dB(A))	52.1		
Lmax (dB(A))		82.1	
L90 (dB(A))			40.2
Ldn (dB(A))	55.3		
Standard (dB(A))	70	115	

Reference Method : ISO1996-1 and 1996-2
Standard : 1. ประกาศคณะกรรมการสิ่งแวดล้อมแห่งชาติ ฉบับที่ 15 (พ.ศ. 2540) เรื่องกำหนดมาตรฐานระดับเสียงโดยทั่วไป
2. ประกาศกระทรวงอุตสาหกรรม เรื่องกำหนดค่าระดับเสียงการบรรเทา และระดับเสียงที่เกิดจากการประกอบกิจการโรงงาน พ.ศ. 2548
Remark : The laboratory has been accepted as an accredited laboratory complying with the ISO/IEC 17025.

Technical Management Thanita K. — Thanita Kulsuriwong, Scientist (4)
Approved by Supt S. — Supot Salamteh, Section Head

Analysis / Test Report

TESTING
No.0042

Client : Gulf NLL2 Co., Ltd.
399 Moo 3, Nong La Lork, Ban Khai, Rayong Thailand 21120
P/O : 4210901773
Project Name : Monitoring EIA
Project Location : GNLL2

Lot ID: 23125129
Date Received : Nov 16, 2023
Date Reported : Nov 21, 2023
Report Number: 2842156-1

Sample Number	23125129-6
Parameter	Noise (Leq 24 hrs.)
Location	N1 : ที่พักอาศัยใกล้เคียงพื้นที่โครงการ (GPS 47P 744360, 1420358)
Measurement Date	Nov 14 - Nov 15, 2023
Measurement by	Norranon Tathongkham
Sound Level meter	Serial No. 734223

Time	Leq (dB(A))	Lmax (dB(A))	L90 (dB(A))
10:00 AM - 11:00 AM	51.8	73.8	40.1
11:00 AM - 12:00 PM	51.2	68.4	40.5
12:00 PM - 01:00 PM	50.6	71.4	40.7
01:00 PM - 02:00 PM	49.2	72.5	39.6
02:00 PM - 03:00 PM	51.4	75.1	39.6
03:00 PM - 04:00 PM	60.2	90.6	41.1
04:00 PM - 05:00 PM	59.0	86.9	44.4
05:00 PM - 06:00 PM	56.0	77.7	44.6
06:00 PM - 07:00 PM	51.4	72.3	43.6
07:00 PM - 08:00 PM	52.2	72.9	44.6
08:00 PM - 09:00 PM	52.7	76.0	45.9
09:00 PM - 10:00 PM	50.3	74.8	44.1
10:00 PM - 11:00 PM	46.1	67.3	40.8
11:00 PM - 12:00 AM	43.7	63.4	38.1
12:00 AM - 01:00 AM	47.7	70.2	38.4
01:00 AM - 02:00 AM	41.5	63.1	37.1
02:00 AM - 03:00 AM	44.4	72.9	37.7
03:00 AM - 04:00 AM	40.4	66.0	37.0
04:00 AM - 05:00 AM	42.0	73.2	37.7
05:00 AM - 06:00 AM	47.0	69.6	41.2
06:00 AM - 07:00 AM	50.8	69.7	43.6
07:00 AM - 08:00 AM	57.4	75.7	49.8
08:00 AM - 09:00 AM	52.5	77.8	41.5
09:00 AM - 10:00 AM	53.8	78.3	39.8
Leq Average 24 hrs. (dB(A))	53.0		
Lmax (dB(A))		90.6	
L90 (dB(A))			40.7
Ldn (dB(A))	55.2		
Standard (dB(A))	70	115	

Reference Method : ISO1996-1 and 1996-2
Standard : 1. ประกาศคณะกรรมการสิ่งแวดล้อมแห่งชาติ ฉบับที่ 15 (พ.ศ. 2540) เรื่องกำหนดมาตรฐานระดับเสียงโดยทั่วไป
2. ประกาศกระทรวงอุตสาหกรรม เรื่องกำหนดค่าระดับเสียงการบรรเทา และระดับเสียงที่เกิดจากการประกอบกิจการโรงงาน พ.ศ. 2548
Remark : The laboratory has been accepted as an accredited laboratory complying with the ISO/IEC 17025.

Technical Management Thanita K. — Thanita Kulsuriwong, Scientist (4)
Approved by Supt S. — Supot Salamteh, Section Head

Analysis / Test Report

TESTING
No.0042

Client : Gulf NLL2 Co., Ltd.
399 Moo 3, Nong La Lork, Ban Khai, Rayong Thailand 21120
P/O : 4210901773
Project Name : Monitoring EIA
Project Location : GNLL2

Lot ID: 23125129
Date Received : Nov 16, 2023
Date Reported : Nov 21, 2023
Report Number: 2842157-1

Sample Number	23125129-7
Parameter	Noise (Leq 24 hrs.)
Location	N1 : ที่พักอาศัยใกล้เคียงพื้นที่โครงการ (GPS 47P 744360, 1420358)
Measurement Date	Nov 15 - Nov 16, 2023
Measurement by	Norranon Tathongkham
Sound Level meter	Serial No. 734223

Time	Leq (dB(A))	Lmax (dB(A))	L90 (dB(A))
10:00 AM - 11:00 AM	51.4	77.0	38.3
11:00 AM - 12:00 PM	50.7	69.0	38.6
12:00 PM - 01:00 PM	52.2	76.1	39.5
01:00 PM - 02:00 PM	52.7	77.5	39.5
02:00 PM - 03:00 PM	55.4	84.0	38.9
03:00 PM - 04:00 PM	52.1	76.1	41.0
04:00 PM - 05:00 PM	55.2	78.9	42.4
05:00 PM - 06:00 PM	56.0	80.6	45.2
06:00 PM - 07:00 PM	54.1	79.9	44.3
07:00 PM - 08:00 PM	52.2	72.5	44.1
08:00 PM - 09:00 PM	52.9	76.7	44.0
09:00 PM - 10:00 PM	51.0	77.2	43.3
10:00 PM - 11:00 PM	46.1	64.6	40.7
11:00 PM - 12:00 AM	52.2	79.5	38.7
12:00 AM - 01:00 AM	46.2	70.7	39.3
01:00 AM - 02:00 AM	44.8	69.4	39.5
02:00 AM - 03:00 AM	43.8	62.7	37.9
03:00 AM - 04:00 AM	40.9	61.7	37.3
04:00 AM - 05:00 AM	42.0	64.7	38.2
05:00 AM - 06:00 AM	48.6	76.7	40.2
06:00 AM - 07:00 AM	50.5	69.9	43.2
07:00 AM - 08:00 AM	57.6	78.1	51.5
08:00 AM - 09:00 AM	53.4	78.8	45.8
09:00 AM - 10:00 AM	51.5	76.2	39.6
Leq Average 24 hrs. (dB(A))	52.3		
Lmax (dB(A))		84.0	
L90 (dB(A))			39.6
Ldn (dB(A))	55.6		
Standard (dB(A))	70	115	

Reference Method : ISO1996-1 and 1996-2
Standard : 1. ประกาศคณะกรรมการสิ่งแวดล้อมแห่งชาติ ฉบับที่ 15 (พ.ศ. 2540) เรื่องกำหนดมาตรฐานระดับเสียงโดยทั่วไป
2. ประกาศกระทรวงอุตสาหกรรม เรื่องกำหนดค่าระดับเสียงการบรรเทา และระดับเสียงที่เกิดจากการประกอบกิจการโรงงาน พ.ศ. 2548
Remark : The laboratory has been accepted as an accredited laboratory complying with the ISO/IEC 17025.

Technical Management Thanita K. — Thanita Kulsuriwong, Scientist (4)
Approved by Supt S. — Supot Salamteh, Section Head

Analysis / Test Report

TESTING
No.0042

Client : Gulf NLL2 Co., Ltd.
399 Moo 3, Nong La Lork, Ban Khai, Rayong Thailand 21120
P/O : 4210901773
Project Name : Monitoring EIA
Project Location : GNLL2

Lot ID: 23125129
Date Received : Nov 16, 2023
Date Reported : Nov 21, 2023
Report Number: 2842158-1

Sample Number	23125129-8
Parameter	Noise (Leq 24 hrs.)
Location	N2 : พื้นที่โครงการ (บริเวณริมรั้วโครงการด้านทิศตะวันตก) (GPS 47P 744656, 1419366)
Measurement Date	Nov 09 - Nov 10, 2023
Measurement by	Norranon Tathongkham
Sound Level meter	Serial No. 734225

Time	Leq (dB(A))	Lmax (dB(A))	L90 (dB(A))
10:00 AM - 11:00 AM	58.8	77.3	57.5
11:00 AM - 12:00 PM	60.0	86.0	58.3
12:00 PM - 01:00 PM	60.6	69.2	59.7
01:00 PM - 02:00 PM	57.8	69.3	57.1
02:00 PM - 03:00 PM	58.4	69.6	57.7
03:00 PM - 04:00 PM	58.7	74.9	57.8
04:00 PM - 05:00 PM	58.8	69.0	58.0
05:00 PM - 06:00 PM	58.5	66.0	58.0
06:00 PM - 07:00 PM	59.1	80.0	57.6
07:00 PM - 08:00 PM	58.5	73.9	57.8
08:00 PM - 09:00 PM	58.5	72.2	57.9
09:00 PM - 10:00 PM	59.2	72.4	57.5
10:00 PM - 11:00 PM	57.3	63.3	56.8
11:00 PM - 12:00 AM	57.1	62.1	56.7
12:00 AM - 01:00 AM	57.0	61.9	56.6
01:00 AM - 02:00 AM	56.8	60.9	56.3
02:00 AM - 03:00 AM	56.5	59.9	56.0
03:00 AM - 04:00 AM	57.0	59.4	56.5
04:00 AM - 05:00 AM	57.5	71.9	56.9
05:00 AM - 06:00 AM	57.5	74.0	56.7
06:00 AM - 07:00 AM	60.1	79.9	56.8
07:00 AM - 08:00 AM	57.0	73.9	56.0
08:00 AM - 09:00 AM	56.7	69.8	55.7
09:00 AM - 10:00 AM	57.2	71.2	55.5
Leq Average 24 hrs. (dB(A))	58.3		
Lmax (dB(A))		86.0	
L90 (dB(A))			56.9
Ldn (dB(A))	64.1		
Standard (dB(A))	70	115	

Reference Method : ISO1996-1 and 1996-2
Standard : 1. ประกาศคณะกรรมการสิ่งแวดล้อมแห่งชาติ ฉบับที่ 15 (พ.ศ. 2540) เรื่องกำหนดมาตรฐานระดับเสียงโดยทั่วไป
2. ประกาศกระทรวงอุตสาหกรรม เรื่องกำหนดค่าระดับเสียงการบรรเทา และระดับเสียงที่เกิดจากการประกอบกิจการโรงงาน พ.ศ. 2548
Remark : The laboratory has been accepted as an accredited laboratory complying with the ISO/IEC 17025.

Technical Management Thanita K. — Thanita Kulsuriwong, Scientist (4)
Approved by Supt S. — Supot Salamteh, Section Head

Analysis / Test Report

TESTING
No.0042

Client : Gulf NLL2 Co., Ltd.
399 Moo 3, Nong La Lork, Ban Khai, Rayong Thailand 21120
P/O : 4210901773
Project Name : Monitoring EIA
Project Location : GNLL2

Lot ID: 23125129
Date Received : Nov 16, 2023
Date Reported : Nov 21, 2023
Report Number: 2842159-1

Sample Number	23125129-9
Parameter	Noise (Leq 24 hrs.)
Location	N2 : พื้นที่โครงการ (บริเวณริมรั้วโครงการด้านทิศตะวันตก) (GPS 47P 744656, 1419366)
Measurement Date	Nov 10 - Nov 11, 2023
Measurement by	Norranon Tathongkham
Sound Level meter	Serial No. 734225

Time	Leq (dB(A))	Lmax (dB(A))	L90 (dB(A))
10:00 AM - 11:00 AM	57.0	77.7	54.9
11:00 AM - 12:00 PM	58.5	74.8	55.4
12:00 PM - 01:00 PM	63.0	77.7	60.9
01:00 PM - 02:00 PM	58.4	80.7	57.4
02:00 PM - 03:00 PM	58.2	68.6	57.6
03:00 PM - 04:00 PM	58.4	81.6	57.3
04:00 PM - 05:00 PM	62.0	87.4	59.6
05:00 PM - 06:00 PM	58.5	72.1	58.0
06:00 PM - 07:00 PM	59.3	77.0	57.7
07:00 PM - 08:00 PM	58.5	71.2	57.9
08:00 PM - 09:00 PM	58.9	73.5	58.2
09:00 PM - 10:00 PM	59.1	70.8	57.3
10:00 PM - 11:00 PM	56.9	64.4	56.5
11:00 PM - 12:00 AM	56.8	60.2	56.3
12:00 AM - 01:00 AM	57.3	59.9	56.8
01:00 AM - 02:00 AM	57.0	62.7	56.5
02:00 AM - 03:00 AM	56.7	59.8	56.2
03:00 AM - 04:00 AM	57.2	59.1	56.7
04:00 AM - 05:00 AM	57.3	71.9	56.6
05:00 AM - 06:00 AM	57.3	70.2	56.7
06:00 AM - 07:00 AM	60.4	87.7	57.0
07:00 AM - 08:00 AM	57.4	69.4	56.4
08:00 AM - 09:00 AM	56.7	71.1	55.9
09:00 AM - 10:00 AM	56.6	64.8	55.8
Leq Average 24 hrs. (dB(A))	58.6		
Lmax (dB(A))		87.7	
L90 (dB(A))			56.7
Ldn (dB(A))	64.2		
Standard (dB(A))	70	115	

Reference Method : ISO1996-1 and 1996-2
Standard : 1. ประกาศคณะกรรมการสิ่งแวดล้อมแห่งชาติ ฉบับที่ 15 (พ.ศ. 2540) เรื่องกำหนดมาตรฐานระดับเสียงโดยทั่วไป
2. ประกาศกระทรวงอุตสาหกรรม เรื่องกำหนดค่าระดับเสียงการรบกวน และระดับเสียงที่เกิดจากการประกอบกิจการโรงงาน พ.ศ. 2548
Remark The laboratory has been accepted as an accredited laboratory complying with the ISO/IEC 17025.

Technical Management ThanitaK.
Thanita Kulsuriwong
Scientist (4)

Approved by Supot S.
Supot Salamteh
Section Head

ADDRESS 616/10 Moo 5 T. Maenam Khu A. Pluakdaeng Rayong 21140 Thailand PHONE +66 0 3304 8555 FAX +66 0 3304 8556
ALS LABORATORY GROUP (THAILAND) CO., LTD. An ALS Limited Company

Life Sciences www.alsglobal.com
RIGHT SOLUTIONS RIGHT PARTNER

Analysis / Test Report

TESTING
No.0042

Client : Gulf NLL2 Co., Ltd.
399 Moo 3, Nong La Lork, Ban Khai, Rayong Thailand 21120
P/O : 4210901773
Project Name : Monitoring EIA
Project Location : GNLL2

Lot ID: 23125129
Date Received : Nov 16, 2023
Date Reported : Nov 21, 2023
Report Number: 2842160-1

Sample Number	23125129-10
Parameter	Noise (Leq 24 hrs.)
Location	N2 : พื้นที่โครงการ (บริเวณริมรั้วโครงการด้านทิศตะวันตก) (GPS 47P 744656, 1419366)
Measurement Date	Nov 11 - Nov 12, 2023
Measurement by	Norranon Tathongkham
Sound Level meter	Serial No. 734225

Time	Leq (dB(A))	Lmax (dB(A))	L90 (dB(A))
10:00 AM - 11:00 AM	55.6	59.3	54.9
11:00 AM - 12:00 PM	56.5	70.6	54.7
12:00 PM - 01:00 PM	63.4	73.6	61.4
01:00 PM - 02:00 PM	58.5	74.2	56.3
02:00 PM - 03:00 PM	59.2	75.2	56.6
03:00 PM - 04:00 PM	57.9	78.7	56.5
04:00 PM - 05:00 PM	58.6	72.4	57.5
05:00 PM - 06:00 PM	58.6	71.0	57.6
06:00 PM - 07:00 PM	59.0	77.2	57.9
07:00 PM - 08:00 PM	58.4	63.0	57.9
08:00 PM - 09:00 PM	59.0	69.8	58.5
09:00 PM - 10:00 PM	59.7	65.9	59.0
10:00 PM - 11:00 PM	59.1	66.1	58.5
11:00 PM - 12:00 AM	59.1	62.7	58.5
12:00 AM - 01:00 AM	59.3	62.4	58.6
01:00 AM - 02:00 AM	58.9	63.3	58.2
02:00 AM - 03:00 AM	60.3	66.5	58.6
03:00 AM - 04:00 AM	60.3	62.7	58.8
04:00 AM - 05:00 AM	59.8	63.6	58.4
05:00 AM - 06:00 AM	59.1	66.8	58.4
06:00 AM - 07:00 AM	59.1	75.5	58.0
07:00 AM - 08:00 AM	58.5	66.0	57.8
08:00 AM - 09:00 AM	57.8	65.6	57.1
09:00 AM - 10:00 AM	57.6	62.1	56.9
Leq Average 24 hrs. (dB(A))	59.1		
Lmax (dB(A))		78.7	
L90 (dB(A))			57.9
Ldn (dB(A))	65.8		
Standard (dB(A))	70	115	

Reference Method : ISO1996-1 and 1996-2
Standard : 1. ประกาศคณะกรรมการสิ่งแวดล้อมแห่งชาติ ฉบับที่ 15 (พ.ศ. 2540) เรื่องกำหนดมาตรฐานระดับเสียงโดยทั่วไป
2. ประกาศกระทรวงอุตสาหกรรม เรื่องกำหนดค่าระดับเสียงการรบกวน และระดับเสียงที่เกิดจากการประกอบกิจการโรงงาน พ.ศ. 2548
Remark The laboratory has been accepted as an accredited laboratory complying with the ISO/IEC 17025.

Technical Management ThanitaK.
Thanita Kulsuriwong
Scientist (4)

Approved by Supot S.
Supot Salamteh
Section Head

ADDRESS 616/10 Moo 5 T. Maenam Khu A. Pluakdaeng Rayong 21140 Thailand PHONE +66 0 3304 8555 FAX +66 0 3304 8556
ALS LABORATORY GROUP (THAILAND) CO., LTD. An ALS Limited Company

Life Sciences www.alsglobal.com
RIGHT SOLUTIONS RIGHT PARTNER

Analysis / Test Report

TESTING
No.0042

Client : Gulf NLL2 Co., Ltd.
399 Moo 3, Nong La Lork, Ban Khai, Rayong Thailand 21120
P/O : 4210901773
Project Name : Monitoring EIA
Project Location : GNLL2

Lot ID: 23125129
Date Received : Nov 16, 2023
Date Reported : Nov 21, 2023
Report Number: 2842161-1

Sample Number	23125129-11
Parameter	Noise (Leq 24 hrs.)
Location	N2 : พื้นที่โครงการ (บริเวณริมรั้วโครงการด้านทิศตะวันตก) (GPS 47P 744656, 1419366)
Measurement Date	Nov 12 - Nov 13, 2023
Measurement by	Norranon Tathongkham
Sound Level meter	Serial No. 734225

Time	Leq (dB(A))	Lmax (dB(A))	L90 (dB(A))
10:00 AM - 11:00 AM	57.2	70.2	56.4
11:00 AM - 12:00 PM	57.2	73.5	56.3
12:00 PM - 01:00 PM	57.3	67.7	56.6
01:00 PM - 02:00 PM	57.2	64.8	56.6
02:00 PM - 03:00 PM	57.1	65.2	56.5
03:00 PM - 04:00 PM	57.5	70.5	56.7
04:00 PM - 05:00 PM	59.4	65.9	58.4
05:00 PM - 06:00 PM	60.3	65.6	59.6
06:00 PM - 07:00 PM	58.2	63.1	57.7
07:00 PM - 08:00 PM	58.5	63.5	57.9
08:00 PM - 09:00 PM	59.6	62.3	58.6
09:00 PM - 10:00 PM	59.4	62.4	58.3
10:00 PM - 11:00 PM	59.5	62.2	58.5
11:00 PM - 12:00 AM	59.4	61.8	58.5
12:00 AM - 01:00 AM	59.2	62.3	58.2
01:00 AM - 02:00 AM	60.0	62.3	58.7
02:00 AM - 03:00 AM	60.1	62.1	58.6
03:00 AM - 04:00 AM	59.4	61.9	58.3
04:00 AM - 05:00 AM	58.8	61.6	58.0
05:00 AM - 06:00 AM	58.3	72.6	57.6
06:00 AM - 07:00 AM	61.1	78.2	58.2
07:00 AM - 08:00 AM	58.4	73.8	57.3
08:00 AM - 09:00 AM	58.2	78.9	57.2
09:00 AM - 10:00 AM	57.7	76.2	56.5
Leq Average 24 hrs. (dB(A))	58.9		
Lmax (dB(A))		78.9	
L90 (dB(A))			57.9
Ldn (dB(A))	65.8		
Standard (dB(A))	70	115	

Reference Method : ISO1996-1 and 1996-2
Standard : 1. ประกาศคณะกรรมการสิ่งแวดล้อมแห่งชาติ ฉบับที่ 15 (พ.ศ. 2540) เรื่องกำหนดมาตรฐานระดับเสียงโดยทั่วไป
2. ประกาศกระทรวงอุตสาหกรรม เรื่องกำหนดค่าระดับเสียงการรบกวน และระดับเสียงที่เกิดจากการประกอบกิจการโรงงาน พ.ศ. 2548
Remark The laboratory has been accepted as an accredited laboratory complying with the ISO/IEC 17025.

Technical Management ThanitaK.
Thanita Kulsuriwong
Scientist (4)

Approved by Supot S.
Supot Salamteh
Section Head

ADDRESS 616/10 Moo 5 T. Maenam Khu A. Pluakdaeng Rayong 21140 Thailand PHONE +66 0 3304 8555 FAX +66 0 3304 8556
ALS LABORATORY GROUP (THAILAND) CO., LTD. An ALS Limited Company

Life Sciences www.alsglobal.com
RIGHT SOLUTIONS RIGHT PARTNER

Analysis / Test Report

TESTING
No.0042

Client : Gulf NLL2 Co., Ltd.
399 Moo 3, Nong La Lork, Ban Khai, Rayong Thailand 21120
P/O : 4210901773
Project Name : Monitoring EIA
Project Location : GNLL2

Lot ID: 23125129
Date Received : Nov 16, 2023
Date Reported : Nov 21, 2023
Report Number: 2842162-1

Sample Number	23125129-12
Parameter	Noise (Leq 24 hrs.)
Location	N2 : พื้นที่โครงการ (บริเวณริมรั้วโครงการด้านทิศตะวันตก) (GPS 47P 744656, 1419366)
Measurement Date	Nov 13 - Nov 14, 2023
Measurement by	Norranon Tathongkham
Sound Level meter	Serial No. 734225

Time	Leq (dB(A))	Lmax (dB(A))	L90 (dB(A))
10:00 AM - 11:00 AM	56.7	65.0	56.0
11:00 AM - 12:00 PM	57.2	77.1	55.9
12:00 PM - 01:00 PM	57.8	71.5	56.7
01:00 PM - 02:00 PM	57.7	72.5	56.5
02:00 PM - 03:00 PM	57.5	70.5	56.5
03:00 PM - 04:00 PM	58.0	72.1	57.1
04:00 PM - 05:00 PM	58.7	74.7	57.8
05:00 PM - 06:00 PM	58.3	68.1	57.6
06:00 PM - 07:00 PM	59.8	76.1	58.2
07:00 PM - 08:00 PM	59.7	67.4	58.8
08:00 PM - 09:00 PM	59.6	70.3	58.7
09:00 PM - 10:00 PM	59.2	64.7	58.6
10:00 PM - 11:00 PM	58.8	62.4	58.2
11:00 PM - 12:00 AM	58.7	64.0	58.0
12:00 AM - 01:00 AM	58.3	61.9	57.8
01:00 AM - 02:00 AM	59.0	64.6	58.2
02:00 AM - 03:00 AM	59.1	61.5	58.4
03:00 AM - 04:00 AM	58.9	61.3	58.3
04:00 AM - 05:00 AM	58.7	65.6	58.1
05:00 AM - 06:00 AM	58.8	72.5	58.1
06:00 AM - 07:00 AM	61.0	78.6	58.4
07:00 AM - 08:00 AM	58.7	76.1	57.7
08:00 AM - 09:00 AM	57.8	71.9	56.7
09:00 AM - 10:00 AM	57.4	80.1	56.3
Leq Average 24 hrs. (dB(A))	58.7		
Lmax (dB(A))		80.1	
L90 (dB(A))			57.8
Ldn (dB(A))	65.4		
Standard (dB(A))	70	115	

Reference Method : ISO1996-1 and 1996-2
Standard : 1. ประกาศคณะกรรมการสิ่งแวดล้อมแห่งชาติ ฉบับที่ 15 (พ.ศ. 2540) เรื่องกำหนดมาตรฐานระดับเสียงโดยทั่วไป
2. ประกาศกระทรวงอุตสาหกรรม เรื่องกำหนดค่าระดับเสียงการรบกวน และระดับเสียงที่เกิดจากการประกอบกิจการโรงงาน พ.ศ. 2548
Remark The laboratory has been accepted as an accredited laboratory complying with the ISO/IEC 17025.

Technical Management ThanitaK.
Thanita Kulsuriwong
Scientist (4)

Approved by Supot S.
Supot Salamteh
Section Head

ADDRESS 616/10 Moo 5 T. Maenam Khu A. Pluakdaeng Rayong 21140 Thailand PHONE +66 0 3304 8555 FAX +66 0 3304 8556
ALS LABORATORY GROUP (THAILAND) CO., LTD. An ALS Limited Company

Life Sciences www.alsglobal.com
RIGHT SOLUTIONS RIGHT PARTNER

Analysis / Test Report

TESTING
No.0042

Client : Gulf NLL2 Co., Ltd.
399 Moo 3, Nong La Lork, Ban Khai, Rayong Thailand 21120
P/O : 4210901773
Project Name : Monitoring EIA
Project Location : GNLL2

Lot ID: 23125129
Date Received : Nov 16, 2023
Date Reported : Nov 21, 2023
Report Number: 2842163-1

Sample Number	23125129-13
Parameter	Noise (Leq 24 hrs.)
Location	N2 : พื้นที่โครงการ (บริเวณรั้วโครงการด้านทิศตะวันตก) (GPS 47P 744656, 1419366)
Measurement Date	Nov 14 - Nov 15, 2023
Measurement by	Norranon Tathongkham
Sound Level meter	Serial No. 734225

Time	Leq (dB(A))	Lmax (dB(A))	L90 (dB(A))
10:00 AM - 11:00 AM	56.5	63.9	55.7
11:00 AM - 12:00 PM	57.1	67.8	55.9
12:00 PM - 01:00 PM	57.6	72.2	56.5
01:00 PM - 02:00 PM	57.3	74.0	56.3
02:00 PM - 03:00 PM	57.6	69.3	56.5
03:00 PM - 04:00 PM	57.8	72.5	56.9
04:00 PM - 05:00 PM	59.4	82.6	58.1
05:00 PM - 06:00 PM	58.4	72.1	57.6
06:00 PM - 07:00 PM	59.2	76.4	58.0
07:00 PM - 08:00 PM	58.8	72.2	58.0
08:00 PM - 09:00 PM	58.9	69.9	58.3
09:00 PM - 10:00 PM	59.0	62.9	58.4
10:00 PM - 11:00 PM	58.6	64.9	58.0
11:00 PM - 12:00 AM	58.4	64.5	57.9
12:00 AM - 01:00 AM	58.2	60.4	57.6
01:00 AM - 02:00 AM	58.3	62.7	57.8
02:00 AM - 03:00 AM	58.4	63.9	57.9
03:00 AM - 04:00 AM	58.3	61.5	57.8
04:00 AM - 05:00 AM	58.1	66.5	57.5
05:00 AM - 06:00 AM	58.2	65.4	57.5
06:00 AM - 07:00 AM	61.0	79.2	58.0
07:00 AM - 08:00 AM	58.6	74.4	57.6
08:00 AM - 09:00 AM	57.6	68.8	56.8
09:00 AM - 10:00 AM	57.8	72.5	56.8
Leq Average 24 hrs. (dB(A))	58.4		
Lmax (dB(A))		82.6	
L90 (dB(A))			57.6
Ldn (dB(A))	65.0		
Standard (dB(A))	70	115	

Reference Method : ISO1996-1 and 1996-2
Standard : 1. ประกาศคณะกรรมการสิ่งแวดล้อมแห่งชาติ ฉบับที่ 15 (พ.ศ. 2540) เรื่องกำหนดมาตรฐานระดับเสียงโดยทั่วไป
2. ประกาศกระทรวงอุตสาหกรรม เรื่องกำหนดค่าระดับเสียงการบรรทม และระดับเสียงที่เกิดจากการประกอบกิจการโรงงาน พ.ศ. 2548
Remark : The laboratory has been accepted as an accredited laboratory complying with the ISO/IEC 17025.

Technical Management Thanita K.
Thanita Kulsuriwong
Scientist (4)

Approved by Supot S.
Supot Salamteh
Section Head

ADDRESS 616/10 Moo 5 T. Maenam Khu A. Pluakdaeng Rayong 21140 Thailand PHONE +66 0 3304 8555 FAX +66 0 3304 8556
ALS LABORATORY GROUP (THAILAND) CO., LTD. An ALS Limited Company

Life Sciences www.alsglobal.com
RIGHT SOLUTIONS RIGHT PARTNER

Analysis / Test Report

TESTING
No.0042

Client : Gulf NLL2 Co., Ltd.
399 Moo 3, Nong La Lork, Ban Khai, Rayong Thailand 21120
P/O : 4210901773
Project Name : Monitoring EIA
Project Location : GNLL2

Lot ID: 23125129
Date Received : Nov 16, 2023
Date Reported : Nov 21, 2023
Report Number: 2842164-1

Sample Number	23125129-14
Parameter	Noise (Leq 24 hrs.)
Location	N2 : พื้นที่โครงการ (บริเวณรั้วโครงการด้านทิศตะวันตก) (GPS 47P 744656, 1419366)
Measurement Date	Nov 15 - Nov 16, 2023
Measurement by	Norranon Tathongkham
Sound Level meter	Serial No. 734225

Time	Leq (dB(A))	Lmax (dB(A))	L90 (dB(A))
10:00 AM - 11:00 AM	56.7	73.4	55.9
11:00 AM - 12:00 PM	56.4	69.1	55.4
12:00 PM - 01:00 PM	57.0	78.8	56.1
01:00 PM - 02:00 PM	57.0	68.4	56.0
02:00 PM - 03:00 PM	57.5	69.6	56.5
03:00 PM - 04:00 PM	58.2	71.6	57.3
04:00 PM - 05:00 PM	57.7	71.7	56.8
05:00 PM - 06:00 PM	58.0	70.4	57.3
06:00 PM - 07:00 PM	58.8	76.1	57.7
07:00 PM - 08:00 PM	58.3	68.0	57.6
08:00 PM - 09:00 PM	57.8	66.0	57.2
09:00 PM - 10:00 PM	58.3	68.7	57.7
10:00 PM - 11:00 PM	58.2	67.6	57.6
11:00 PM - 12:00 AM	58.0	65.1	57.4
12:00 AM - 01:00 AM	58.0	60.7	57.3
01:00 AM - 02:00 AM	58.0	63.7	57.4
02:00 AM - 03:00 AM	58.1	60.9	57.6
03:00 AM - 04:00 AM	58.1	61.8	57.5
04:00 AM - 05:00 AM	57.9	62.2	57.3
05:00 AM - 06:00 AM	58.2	69.6	57.5
06:00 AM - 07:00 AM	61.1	82.7	58.1
07:00 AM - 08:00 AM	57.9	69.2	57.0
08:00 AM - 09:00 AM	57.8	71.4	56.8
09:00 AM - 10:00 AM	57.6	70.2	56.5
Leq Average 24 hrs. (dB(A))	58.0		
Lmax (dB(A))		82.7	
L90 (dB(A))			57.3
Ldn (dB(A))	64.8		
Standard (dB(A))	70	115	

Reference Method : ISO1996-1 and 1996-2
Standard : 1. ประกาศคณะกรรมการสิ่งแวดล้อมแห่งชาติ ฉบับที่ 15 (พ.ศ. 2540) เรื่องกำหนดมาตรฐานระดับเสียงโดยทั่วไป
2. ประกาศกระทรวงอุตสาหกรรม เรื่องกำหนดค่าระดับเสียงการบรรทม และระดับเสียงที่เกิดจากการประกอบกิจการโรงงาน พ.ศ. 2548
Remark : The laboratory has been accepted as an accredited laboratory complying with the ISO/IEC 17025.

Technical Management Thanita K.
Thanita Kulsuriwong
Scientist (4)

Approved by Supot S.
Supot Salamteh
Section Head

ADDRESS 616/10 Moo 5 T. Maenam Khu A. Pluakdaeng Rayong 21140 Thailand PHONE +66 0 3304 8555 FAX +66 0 3304 8556
ALS LABORATORY GROUP (THAILAND) CO., LTD. An ALS Limited Company

Life Sciences www.alsglobal.com
RIGHT SOLUTIONS RIGHT PARTNER

Analysis / Test Report

Client : Gulf NLL2 Co., Ltd.
399 Moo 3, Nong La Lork, Ban Khai, Rayong Thailand 21120
P/O : 4210901773
Project Name : Monitoring EIA
Project Location : GNLL2

Lot ID: 23125132
Date Received :Nov 16, 2023
Date Reported :Nov 21, 2023
Report Number : 2840918-1

Sample Number	23125132-1
Parameter	Noise Level (Leq 5 min)
Location	N1 : ที่พักอาศัยใกล้เคียงพื้นที่โครงการ (GPS 47P 0744360, 1420358)
Measurement Date	Nov 09 - Nov 10, 2023
Measurement by	Norranon Tathongkham
Sound Level meter	Serial No. 00734223

Nov 09, 2023 Time	Leq dB(A)	L90 dB(A)	Nov 09, 2023 Time	Leq dB(A)	L90 dB(A)	Nov 09, 2023 Time	Leq dB(A)	L90 dB(A)
10:00 AM - 10:05 AM	51.4	41.9	12:40 PM - 12:45 PM	51.7	40.6	03:20 PM - 03:25 PM	49.8	40.4
10:05 AM - 10:10 AM	50.2	48.1	12:45 PM - 12:50 PM	50.9	48.9	03:25 PM - 03:30 PM	50.1	40.8
10:10 AM - 10:15 AM	50.4	47.5	12:50 PM - 12:55 PM	50.8	49.5	03:30 PM - 03:35 PM	51.5	41.0
10:15 AM - 10:20 AM	49.2	40.2	12:55 PM - 01:00 PM	52.8	49.5	03:35 PM - 03:40 PM	55.7	41.0
10:20 AM - 10:25 AM	53.0	42.0	01:00 PM - 01:05 PM	52.1	42.7	03:40 PM - 03:45 PM	60.9	42.9
10:25 AM - 10:30 AM	50.3	42.0	01:05 PM - 01:10 PM	49.0	47.3	03:45 PM - 03:50 PM	50.4	41.5
10:30 AM - 10:35 AM	48.4	44.2	01:10 PM - 01:15 PM	48.8	46.4	03:50 PM - 03:55 PM	53.3	42.1
10:35 AM - 10:40 AM	54.6	43.2	01:15 PM - 01:20 PM	54.5	48.1	03:55 PM - 04:00 PM	49.1	43.5
10:40 AM - 10:45 AM	50.6	46.0	01:20 PM - 01:25 PM	50.2	48.9	04:00 PM - 04:05 PM	49.8	42.9
10:45 AM - 10:50 AM	45.0	41.5	01:25 PM - 01:30 PM	48.2	46.9	04:05 PM - 04:10 PM	52.3	42.3
10:50 AM - 10:55 AM	52.5	41.6	01:30 PM - 01:35 PM	54.7	44.7	04:10 PM - 04:15 PM	50.9	41.5
10:55 AM - 11:00 AM	49.9	48.2	01:35 PM - 01:40 PM	47.1	43.6	04:15 PM - 04:20 PM	52.6	41.9
11:00 AM - 11:05 AM	50.8	49.0	01:40 PM - 01:45 PM	54.8	35.7	04:20 PM - 04:25 PM	55.1	44.2
11:05 AM - 11:10 AM	49.2	48.0	01:45 PM - 01:50 PM	46.1	44.9	04:25 PM - 04:30 PM	56.8	44.0
11:10 AM - 11:15 AM	51.1	49.2	01:50 PM - 01:55 PM	50.5	45.0	04:30 PM - 04:35 PM	52.1	42.0
11:15 AM - 11:20 AM	51.1	45.3	01:55 PM - 02:00 PM	46.3	44.6	04:35 PM - 04:40 PM	54.8	41.9
11:20 AM - 11:25 AM	53.4	39.5	02:00 PM - 02:05 PM	47.1	45.8	04:40 PM - 04:45 PM	53.0	43.4
11:25 AM - 11:30 AM	48.1	44.8	02:05 PM - 02:10 PM	47.2	45.8	04:45 PM - 04:50 PM	56.5	46.6
11:30 AM - 11:35 AM	52.2	38.6	02:10 PM - 02:15 PM	47.4	44.9	04:50 PM - 04:55 PM	52.2	44.4
11:35 AM - 11:40 AM	50.1	48.1	02:15 PM - 02:20 PM	47.1	45.6	04:55 PM - 05:00 PM	54.0	42.8
11:40 AM - 11:45 AM	50.7	48.2	02:20 PM - 02:25 PM	48.0	46.5	05:00 PM - 05:05 PM	53.4	43.9
11:45 AM - 11:50 AM	48.9	47.1	02:25 PM - 02:30 PM	46.9	45.6	05:05 PM - 05:10 PM	57.4	44.8
11:50 AM - 11:55 AM	49.1	48.0	02:30 PM - 02:35 PM	48.2	45.0	05:10 PM - 05:15 PM	58.5	47.6
11:55 AM - 12:00 PM	51.1	48.4	02:35 PM - 02:40 PM	47.7	45.4	05:15 PM - 05:20 PM	55.5	46.5
12:00 PM - 12:05 PM	50.5	47.9	02:40 PM - 02:45 PM	49.2	45.5	05:20 PM - 05:25 PM	56.7	44.1
12:05 PM - 12:10 PM	50.2	47.6	02:45 PM - 02:50 PM	48.3	45.7	05:25 PM - 05:30 PM	56.2	41.4
12:10 PM - 12:15 PM	55.6	48.5	02:50 PM - 02:55 PM	50.6	39.9	05:30 PM - 05:35 PM	53.6	44.1
12:15 PM - 12:20 PM	52.3	43.9	02:55 PM - 03:00 PM	50.4	42.2	05:35 PM - 05:40 PM	51.9	41.4
12:20 PM - 12:25 PM	50.5	49.2	03:00 PM - 03:05 PM	49.6	41.9	05:40 PM - 05:45 PM	53.4	44.5
12:25 PM - 12:30 PM	53.6	49.6	03:05 PM - 03:10 PM	52.3	41.6	05:45 PM - 05:50 PM	57.6	43.4
12:30 PM - 12:35 PM	50.6	49.5	03:10 PM - 03:15 PM	47.2	41.3	05:50 PM - 05:55 PM	50.8	41.3
12:35 PM - 12:40 PM	50.5	49.5	03:15 PM - 03:20 PM	49.7	41.3	05:55 PM - 06:00 PM	49.9	41.7

The above results are valid only for the analysed/tested sample(s) as indicated in this report. No part of the report or certificate may be reproduced in any form without written consent from the Laboratory. ALS Laboratory Group (Thailand) strongly recommends that this report is not reproduced except in full.

Approved by
Sarayuth Jittranont
Assistant General Manager

ADDRESS 104 Phatthanakan 40, Phatthanakan Rd., Khwaeng Phatthanakan, Khet Suan Luang, Bangkok 10250 Thailand | PHONE +66 0 2760 3000 | FAX +66 0 2760 3197
ALS LABORATORY GROUP (THAILAND) CO., LTD. An ALS Limited Company

Life Sciences www.alsglobal.com
RIGHT SOLUTIONS RIGHT PARTNER

Analysis / Test Report

Client : Gulf NLL2 Co., Ltd.
399 Moo 3, Nong La Lork, Ban Khai, Rayong Thailand 21120
P/O : 4210901773
Project Name : Monitoring EIA
Project Location : GNLL2

Lot ID: 23125132
Date Received :Nov 16, 2023
Date Reported :Nov 21, 2023
Report Number : 2840918-1

Sample Number	23125132-1
Parameter	Noise Level (Leq 5 min)
Location	N1 : ที่พักอาศัยใกล้เคียงพื้นที่โครงการ (GPS 47P 0744360, 1420358)
Measurement Date	Nov 09 - Nov 10, 2023
Measurement by	Norranon Tathongkham
Sound Level meter	Serial No. 00734223

Nov 09, 2023 Time	Leq dB(A)	L90 dB(A)	Nov 09, 2023 Time	Leq dB(A)	L90 dB(A)	Nov 09 - Nov 10, 2023 Time	Leq dB(A)	L90 dB(A)
06:00 PM - 06:05 PM	50.6	42.8	08:40 PM - 08:45 PM	50.4	46.2	11:20 PM - 11:25 PM	43.7	39.5
06:05 PM - 06:10 PM	58.7	46.3	08:45 PM - 08:50 PM	48.6	45.7	11:25 PM - 11:30 PM	48.3	38.8
06:10 PM - 06:15 PM	52.8	46.0	08:50 PM - 08:55 PM	48.6	44.8	11:30 PM - 11:35 PM	45.7	38.4
06:15 PM - 06:20 PM	53.1	47.8	08:55 PM - 09:00 PM	47.0	43.6	11:35 PM - 11:40 PM	41.8	39.2
06:20 PM - 06:25 PM	51.7	47.1	09:00 PM - 09:05 PM	48.3	44.5	11:40 PM - 11:45 PM	49.0	38.9
06:25 PM - 06:30 PM	51.2	47.7	09:05 PM - 09:10 PM	50.3	44.9	11:45 PM - 11:50 PM	40.5	38.3
06:30 PM - 06:35 PM	51.2	46.7	09:10 PM - 09:15 PM	50.3	42.8	11:50 PM - 11:55 PM	43.0	38.3
06:35 PM - 06:40 PM	53.0	47.7	09:15 PM - 09:20 PM	49.7	42.2	11:55 PM - 12:00 AM	43.1	38.0
06:40 PM - 06:45 PM	52.7	47.3	09:20 PM - 09:25 PM	47.9	42.6	12:00 AM - 12:05 AM	39.1	37.8
06:45 PM - 06:50 PM	51.8	46.2	09:25 PM - 09:30 PM	45.9	41.8	12:05 AM - 12:10 AM	43.1	38.0
06:50 PM - 06:55 PM	51.2	47.1	09:30 PM - 09:35 PM	48.1	43.2	12:10 AM - 12:15 AM	40.8	37.4
06:55 PM - 07:00 PM	51.6	48.2	09:35 PM - 09:40 PM	50.8	43.9	12:15 AM - 12:20 AM	44.4	38.1
07:00 PM - 07:05 PM	53.7	48.5	09:40 PM - 09:45 PM	46.3	42.3	12:20 AM - 12:25 AM	42.0	37.8
07:05 PM - 07:10 PM	54.7	47.9	09:45 PM - 09:50 PM	46.6	41.6	12:25 AM - 12:30 AM	41.7	37.8
07:10 PM - 07:15 PM	52.4	48.2	09:50 PM - 09:55 PM	50.3	41.2	12:30 AM - 12:35 AM	40.3	38.1
07:15 PM - 07:20 PM	52.2	48.1	09:55 PM - 10:00 PM	56.0	41.4	12:35 AM - 12:40 AM	47.3	39.4
07:20 PM - 07:25 PM	51.5	47.8	10:00 PM - 10:05 PM	46.0	41.9	12:40 AM - 12:45 AM	50.5	38.4
07:25 PM - 07:30 PM	55.5	48.5	10:05 PM - 10:10 PM	47.7	42.0	12:45 AM - 12:50 AM	42.7	38.0
07:30 PM - 07:35 PM	53.2	47.7	10:10 PM - 10:15 PM	45.3	40.6	12:50 AM - 12:55 AM	45.7	37.9
07:35 PM - 07:40 PM	54.3	48.1	10:15 PM - 10:20 PM	45.6	41.2	12:55 AM - 01:00 AM	41.4	37.6
07:40 PM - 07:45 PM	53.2	47.8	10:20 PM - 10:25 PM	48.9	40.9	01:00 AM - 01:05 AM	40.6	37.6
07:45 PM - 07:50 PM	55.1	46.8	10:25 PM - 10:30 PM	43.4	39.6	01:05 AM - 01:10 AM	45.7	38.5
07:50 PM - 07:55 PM	51.5	47.7	10:30 PM - 10:35 PM	45.0	39.1	01:10 AM - 01:15 AM	41.4	38.5
07:55 PM - 08:00 PM	53.1	47.4	10:35 PM - 10:40 PM	40.2	38.9	01:15 AM - 01:20 AM	42.3	38.2
08:00 PM - 08:05 PM	50.4	47.0	10:40 PM - 10:45 PM	42.8	38.9	01:20 AM - 01:25 AM	40.8	37.6
08:05 PM - 08:10 PM	55.4	48.0	10:45 PM - 10:50 PM	49.0	40.9	01:25 AM - 01:30 AM	40.2	37.8
08:10 PM - 08:15 PM	55.5	48.2	10:50 PM - 10:55 PM	43.4	38.7	01:30 AM - 01:35 AM	40.5	38.1
08:15 PM - 08:20 PM	51.9	47.0	10:55 PM - 11:00 PM	42.8	38.7	01:35 AM - 01:40 AM	39.1	37.7
08:20 PM - 08:25 PM	49.1	45.5	11:00 PM - 11:05 PM	39.8	38.1	01:40 AM - 01:45 AM	44.7	37.2
08:25 PM - 08:30 PM	50.5	45.6	11:05 PM - 11:10 PM	45.1	38.9	01:45 AM - 01:50 AM	41.0	36.6
08:30 PM - 08:35 PM	54.9	46.4	11:10 PM - 11:15 PM	44.2	38.2	01:50 AM - 01:55 AM	38.9	36.9
08:35 PM - 08:40 PM	48.6	45.1	11:15 PM - 11:20 PM	46.5	38.8	01:55 AM - 02:00 AM	42.0	37.2

The above results are valid only for the analysed/tested sample(s) as indicated in this report. No part of the report or certificate may be reproduced in any form without written consent from the Laboratory. ALS Laboratory Group (Thailand) strongly recommends that this report is not reproduced except in full.

Approved by
Sarayuth Jittranont
Assistant General Manager

ADDRESS 104 Phatthanakan 40, Phatthanakan Rd., Khwaeng Phatthanakan, Khet Suan Luang, Bangkok 10250 Thailand | PHONE +66 0 2760 3000 | FAX +66 0 2760 3197
ALS LABORATORY GROUP (THAILAND) CO., LTD. An ALS Limited Company

Life Sciences www.alsglobal.com
RIGHT SOLUTIONS RIGHT PARTNER

Analysis / Test Report

Client : Gulf NLL2 Co., Ltd.
399 Moo 3, Nong La Lork, Ban Khai, Rayong Thailand 21120
P/O : 4210901773
Project Name : Monitoring EIA
Project Location : GNLL2

Lot ID: 23125132
Date Received :Nov 16, 2023
Date Reported :Nov 21, 2023
Report Number : 2840918-1

Sample Number 23125132-1
Parameter Noise Level (Leq 5 min)
Location N1 : ที่พักอาศัยใกล้เคียงพื้นที่โครงการ (GPS 47P 0744360, 1420358)
Measurement Date Nov 09 - Nov 10, 2023
Measurement by Norranon Tathongkham
Sound Level meter Serial No. 00734223

Nov 10, 2023	Leq	L90	Nov 10, 2023	Leq	L90	Nov 10, 2023	Leq	L90
Time	dB(A)	dB(A)	Time	dB(A)	dB(A)	Time	dB(A)	dB(A)
02:00 AM - 02:05 AM	40.1	37.2	04:40 AM - 04:45 AM	43.3	40.2	07:20 AM - 07:25 AM	56.6	48.2
02:05 AM - 02:10 AM	39.5	37.8	04:45 AM - 04:50 AM	44.2	40.5	07:25 AM - 07:30 AM	55.6	47.0
02:10 AM - 02:15 AM	38.8	37.1	04:50 AM - 04:55 AM	44.2	40.8	07:30 AM - 07:35 AM	55.1	47.4
02:15 AM - 02:20 AM	40.7	37.5	04:55 AM - 05:00 AM	45.5	41.1	07:35 AM - 07:40 AM	57.7	48.9
02:20 AM - 02:25 AM	38.6	37.0	05:00 AM - 05:05 AM	45.3	41.5	07:40 AM - 07:45 AM	60.6	50.9
02:25 AM - 02:30 AM	38.7	36.9	05:05 AM - 05:10 AM	50.2	42.1	07:45 AM - 07:50 AM	56.7	45.8
02:30 AM - 02:35 AM	44.1	37.4	05:10 AM - 05:15 AM	48.2	42.2	07:50 AM - 07:55 AM	56.2	47.1
02:35 AM - 02:40 AM	41.5	36.7	05:15 AM - 05:20 AM	43.9	41.2	07:55 AM - 08:00 AM	55.7	44.3
02:40 AM - 02:45 AM	38.7	37.0	05:20 AM - 05:25 AM	47.8	41.2	08:00 AM - 08:05 AM	52.2	40.8
02:45 AM - 02:50 AM	43.2	37.3	05:25 AM - 05:30 AM	45.8	41.7	08:05 AM - 08:10 AM	59.2	42.1
02:50 AM - 02:55 AM	41.4	37.4	05:30 AM - 05:35 AM	46.8	41.9	08:10 AM - 08:15 AM	52.6	44.5
02:55 AM - 03:00 AM	41.9	37.5	05:35 AM - 05:40 AM	46.4	42.6	08:15 AM - 08:20 AM	53.3	42.1
03:00 AM - 03:05 AM	38.7	37.4	05:40 AM - 05:45 AM	47.5	43.5	08:20 AM - 08:25 AM	55.2	42.5
03:05 AM - 03:10 AM	42.7	37.7	05:45 AM - 05:50 AM	52.8	45.0	08:25 AM - 08:30 AM	52.2	40.6
03:10 AM - 03:15 AM	41.3	37.8	05:50 AM - 05:55 AM	50.4	45.5	08:30 AM - 08:35 AM	55.3	41.5
03:15 AM - 03:20 AM	39.5	37.6	05:55 AM - 06:00 AM	46.8	45.0	08:35 AM - 08:40 AM	51.7	41.4
03:20 AM - 03:25 AM	38.5	37.1	06:00 AM - 06:05 AM	48.8	45.0	08:40 AM - 08:45 AM	53.9	41.8
03:25 AM - 03:30 AM	38.7	37.1	06:05 AM - 06:10 AM	51.1	46.2	08:45 AM - 08:50 AM	50.6	40.3
03:30 AM - 03:35 AM	40.7	37.2	06:10 AM - 06:15 AM	51.2	45.8	08:50 AM - 08:55 AM	51.9	38.9
03:35 AM - 03:40 AM	39.9	37.6	06:15 AM - 06:20 AM	53.4	47.6	08:55 AM - 09:00 AM	50.3	39.7
03:40 AM - 03:45 AM	41.9	37.5	06:20 AM - 06:25 AM	53.7	48.1	09:00 AM - 09:05 AM	50.9	38.5
03:45 AM - 03:50 AM	42.9	37.4	06:25 AM - 06:30 AM	53.3	46.5	09:05 AM - 09:10 AM	50.5	38.0
03:50 AM - 03:55 AM	41.2	37.3	06:30 AM - 06:35 AM	52.7	47.0	09:10 AM - 09:15 AM	50.4	39.1
03:55 AM - 04:00 AM	39.4	37.6	06:35 AM - 06:40 AM	53.9	45.9	09:15 AM - 09:20 AM	49.6	40.8
04:00 AM - 04:05 AM	39.2	37.7	06:40 AM - 06:45 AM	51.6	44.4	09:20 AM - 09:25 AM	56.6	39.9
04:05 AM - 04:10 AM	39.4	37.8	06:45 AM - 06:50 AM	53.1	44.8	09:25 AM - 09:30 AM	53.5	39.9
04:10 AM - 04:15 AM	39.8	37.9	06:50 AM - 06:55 AM	53.6	46.4	09:30 AM - 09:35 AM	54.4	40.3
04:15 AM - 04:20 AM	40.9	38.6	06:55 AM - 07:00 AM	54.0	45.5	09:35 AM - 09:40 AM	51.8	39.3
04:20 AM - 04:25 AM	41.7	38.9	07:00 AM - 07:05 AM	55.3	46.4	09:40 AM - 09:45 AM	49.8	38.4
04:25 AM - 04:30 AM	45.7	39.4	07:05 AM - 07:10 AM	54.8	46.5	09:45 AM - 09:50 AM	55.3	37.8
04:30 AM - 04:35 AM	41.1	39.5	07:10 AM - 07:15 AM	55.4	47.7	09:50 AM - 09:55 AM	51.2	37.8
04:35 AM - 04:40 AM	43.2	39.7	07:15 AM - 07:20 AM	56.2	49.3	09:55 AM - 10:00 AM	52.9	39.1

The above results are valid only for the analysed/tested sample(s) as indicated in this report. No part of the report or certificate may be reproduced in any form without written consent from the Laboratory. ALS Laboratory Group (Thailand) strongly recommends that this report is not reproduced except in full.

Approved by
Sarayuth Jittranont
Assistant General Manager

Analysis / Test Report

Client : Gulf NLL2 Co., Ltd.
399 Moo 3, Nong La Lork, Ban Khai, Rayong Thailand 21120
P/O : 4210901773
Project Name : Monitoring EIA
Project Location : GNLL2

Lot ID: 23125132
Date Received :Nov 16, 2023
Date Reported :Nov 21, 2023
Report Number : 2840919-1

Sample Number 23125132-2
Parameter Noise Level (Leq 5 min)
Location N1 : ที่พักอาศัยใกล้เคียงพื้นที่โครงการ (GPS 47P 0744360, 1420358)
Measurement Date Nov 10 - Nov 11, 2023
Measurement by Norranon Tathongkham
Sound Level meter Serial No. 00734223

Nov 10, 2023	Leq	L90	Nov 10, 2023	Leq	L90	Nov 10, 2023	Leq	L90
Time	dB(A)	dB(A)	Time	dB(A)	dB(A)	Time	dB(A)	dB(A)
10:00 AM - 10:05 AM	53.3	41.2	12:40 PM - 12:45 PM	49.9	41.4	03:20 PM - 03:25 PM	50.8	44.8
10:05 AM - 10:10 AM	51.6	38.9	12:45 PM - 12:50 PM	48.9	40.9	03:25 PM - 03:30 PM	51.9	44.4
10:10 AM - 10:15 AM	52.9	39.3	12:50 PM - 12:55 PM	47.4	40.7	03:30 PM - 03:35 PM	50.4	44.8
10:15 AM - 10:20 AM	50.4	39.2	12:55 PM - 01:00 PM	52.1	41.9	03:35 PM - 03:40 PM	57.5	45.3
10:20 AM - 10:25 AM	49.4	38.2	01:00 PM - 01:05 PM	51.4	41.0	03:40 PM - 03:45 PM	54.1	44.7
10:25 AM - 10:30 AM	54.1	41.4	01:05 PM - 01:10 PM	50.4	42.8	03:45 PM - 03:50 PM	51.8	44.4
10:30 AM - 10:35 AM	51.0	39.3	01:10 PM - 01:15 PM	48.6	41.1	03:50 PM - 03:55 PM	51.5	43.6
10:35 AM - 10:40 AM	49.6	39.7	01:15 PM - 01:20 PM	47.8	40.4	03:55 PM - 04:00 PM	50.2	41.9
10:40 AM - 10:45 AM	50.4	39.7	01:20 PM - 01:25 PM	53.7	41.3	04:00 PM - 04:05 PM	51.8	40.7
10:45 AM - 10:50 AM	51.2	40.9	01:25 PM - 01:30 PM	51.2	42.5	04:05 PM - 04:10 PM	52.4	42.4
10:50 AM - 10:55 AM	53.2	40.6	01:30 PM - 01:35 PM	50.6	45.2	04:10 PM - 04:15 PM	53.2	42.9
10:55 AM - 11:00 AM	53.5	41.1	01:35 PM - 01:40 PM	54.2	51.5	04:15 PM - 04:20 PM	52.1	44.3
11:00 AM - 11:05 AM	53.5	39.9	01:40 PM - 01:45 PM	48.8	44.3	04:20 PM - 04:25 PM	54.6	44.0
11:05 AM - 11:10 AM	53.6	40.8	01:45 PM - 01:50 PM	47.7	43.6	04:25 PM - 04:30 PM	51.1	42.2
11:10 AM - 11:15 AM	56.8	41.7	01:50 PM - 01:55 PM	57.8	44.6	04:30 PM - 04:35 PM	55.4	42.1
11:15 AM - 11:20 AM	55.2	43.3	01:55 PM - 02:00 PM	50.2	44.4	04:35 PM - 04:40 PM	55.6	45.4
11:20 AM - 11:25 AM	48.0	38.8	02:00 PM - 02:05 PM	56.1	46.2	04:40 PM - 04:45 PM	55.4	45.2
11:25 AM - 11:30 AM	50.6	39.6	02:05 PM - 02:10 PM	58.4	45.3	04:45 PM - 04:50 PM	59.6	45.3
11:30 AM - 11:35 AM	51.3	39.8	02:10 PM - 02:15 PM	55.4	44.5	04:50 PM - 04:55 PM	55.7	48.4
11:35 AM - 11:40 AM	51.0	41.4	02:15 PM - 02:20 PM	56.8	45.4	04:55 PM - 05:00 PM	61.4	57.5
11:40 AM - 11:45 AM	55.6	44.5	02:20 PM - 02:25 PM	51.0	45.4	05:00 PM - 05:05 PM	63.2	58.0
11:45 AM - 11:50 AM	50.0	40.2	02:25 PM - 02:30 PM	55.7	45.9	05:05 PM - 05:10 PM	69.3	65.4
11:50 AM - 11:55 AM	49.7	39.7	02:30 PM - 02:35 PM	51.9	45.1	05:10 PM - 05:15 PM	61.1	55.4
11:55 AM - 12:00 PM	55.6	39.8	02:35 PM - 02:40 PM	53.1	44.9	05:15 PM - 05:20 PM	62.8	55.9
12:00 PM - 12:05 PM	48.6	38.2	02:40 PM - 02:45 PM	46.9	43.7	05:20 PM - 05:25 PM	59.0	51.5
12:05 PM - 12:10 PM	53.8	41.5	02:45 PM - 02:50 PM	48.9	43.4	05:25 PM - 05:30 PM	57.2	46.2
12:10 PM - 12:15 PM	53.0	40.5	02:50 PM - 02:55 PM	49.9	44.3	05:30 PM - 05:35 PM	54.2	45.2
12:15 PM - 12:20 PM	48.1	39.7	02:55 PM - 03:00 PM	55.0	44.5	05:35 PM - 05:40 PM	56.8	46.2
12:20 PM - 12:25 PM	50.3	41.8	03:00 PM - 03:05 PM	53.6	45.5	05:40 PM - 05:45 PM	54.8	46.2
12:25 PM - 12:30 PM	50.2	41.3	03:05 PM - 03:10 PM	59.2	45.2	05:45 PM - 05:50 PM	52.7	44.8
12:30 PM - 12:35 PM	49.4	40.7	03:10 PM - 03:15 PM	53.0	44.7	05:50 PM - 05:55 PM	53.0	43.1
12:35 PM - 12:40 PM	47.6	40.9	03:15 PM - 03:20 PM	51.6	45.0	05:55 PM - 06:00 PM	54.3	43.8

The above results are valid only for the analysed/tested sample(s) as indicated in this report. No part of the report or certificate may be reproduced in any form without written consent from the Laboratory. ALS Laboratory Group (Thailand) strongly recommends that this report is not reproduced except in full.

Approved by
Sarayuth Jittranont
Assistant General Manager

Analysis / Test Report

Client : Gulf NLL2 Co., Ltd.
399 Moo 3, Nong La Lork, Ban Khai, Rayong Thailand 21120
P/O : 4210901773
Project Name : Monitoring EIA
Project Location : GNLL2

Lot ID: 23125132
Date Received :Nov 16, 2023
Date Reported :Nov 21, 2023
Report Number : 2840919-1

Sample Number 23125132-2
Parameter Noise Level (Leq 5 min)
Location N1 : ที่พักอาศัยใกล้เคียงพื้นที่โครงการ (GPS 47P 0744360, 1420358)
Measurement Date Nov 10 - Nov 11, 2023
Measurement by Norranon Tathongkham
Sound Level meter Serial No. 00734223

Nov 10, 2023	Leq	L90	Nov 10, 2023	Leq	L90	Nov 10 - Nov 11, 2023	Leq	L90
Time	dB(A)	dB(A)	Time	dB(A)	dB(A)	Time	dB(A)	dB(A)
06:00 PM - 06:05 PM	51.3	41.9	08:40 PM - 08:45 PM	48.7	45.3	11:20 PM - 11:25 PM	46.2	39.9
06:05 PM - 06:10 PM	51.8	44.0	08:45 PM - 08:50 PM	49.2	45.3	11:25 PM - 11:30 PM	45.2	39.4
06:10 PM - 06:15 PM	52.1	45.0	08:50 PM - 08:55 PM	55.5	46.0	11:30 PM - 11:35 PM	42.4	39.4
06:15 PM - 06:20 PM	50.6	46.1	08:55 PM - 09:00 PM	48.7	45.1	11:35 PM - 11:40 PM	41.8	39.3
06:20 PM - 06:25 PM	50.8	46.6	09:00 PM - 09:05 PM	47.4	44.7	11:40 PM - 11:45 PM	42.9	39.5
06:25 PM - 06:30 PM	53.1	47.8	09:05 PM - 09:10 PM	50.2	44.3	11:45 PM - 11:50 PM	41.7	39.5
06:30 PM - 06:35 PM	52.7	48.1	09:10 PM - 09:15 PM	49.0	44.4	11:50 PM - 11:55 PM	62.0	39.5
06:35 PM - 06:40 PM	53.2	47.9	09:15 PM - 09:20 PM	50.0	43.8	11:55 PM - 12:00 AM	42.3	39.4
06:40 PM - 06:45 PM	51.1	47.8	09:20 PM - 09:25 PM	49.4	43.7	12:00 AM - 12:05 AM	48.9	39.9
06:45 PM - 06:50 PM	52.5	48.1	09:25 PM - 09:30 PM	47.3	44.1	12:05 AM - 12:10 AM	42.8	39.5
06:50 PM - 06:55 PM	51.8	48.6	09:30 PM - 09:35 PM	47.3	43.8	12:10 AM - 12:15 AM	49.2	39.8
06:55 PM - 07:00 PM	51.8	48.3	09:35 PM - 09:40 PM	52.7	43.8	12:15 AM - 12:20 AM	41.0	39.6
07:00 PM - 07:05 PM	53.4	48.4	09:40 PM - 09:45 PM	47.2	44.0	12:20 AM - 12:25 AM	42.7	39.3
07:05 PM - 07:10 PM	52.6	48.3	09:45 PM - 09:50 PM	47.5	43.0	12:25 AM - 12:30 AM	41.0	39.0
07:10 PM - 07:15 PM	53.7	47.9	09:50 PM - 09:55 PM	48.7	43.2	12:30 AM - 12:35 AM	41.7	39.3
07:15 PM - 07:20 PM	52.5	48.3	09:55 PM - 10:00 PM	45.7	42.5	12:35 AM - 12:40 AM	47.3	40.1
07:20 PM - 07:25 PM	54.7	47.8	10:00 PM - 10:05 PM	47.4	42.5	12:40 AM - 12:45 AM	46.1	39.8
07:25 PM - 07:30 PM	52.1	48.2	10:05 PM - 10:10 PM	49.0	42.8	12:45 AM - 12:50 AM	48.8	39.8
07:30 PM - 07:35 PM	53.7	48.0	10:10 PM - 10:15 PM	43.9	41.1	12:50 AM - 12:55 AM	42.5	39.3
07:35 PM - 07:40 PM	53.2	48.4	10:15 PM - 10:20 PM	48.6	42.9	12:55 AM - 01:00 AM	39.6	38.7
07:40 PM - 07:45 PM	56.2	49.2	10:20 PM - 10:25 PM	45.6	40.9	01:00 AM - 01:05 AM	41.2	38.4
07:45 PM - 07:50 PM	53.3	49.0	10:25 PM - 10:30 PM	49.4	41.8	01:05 AM - 01:10 AM	51.1	39.0
07:50 PM - 07:55 PM	51.2	48.1	10:30 PM - 10:35 PM	45.8	40.9	01:10 AM - 01:15 AM	40.6	38.9
07:55 PM - 08:00 PM	51.4	47.0	10:35 PM - 10:40 PM	45.6	40.5	01:15 AM - 01:20 AM	41.9	39.1
08:00 PM - 08:05 PM	55.1	47.5	10:40 PM - 10:45 PM	44.0	40.2	01:20 AM - 01:25 AM	39.7	38.9
08:05 PM - 08:10 PM	58.4	48.3	10:45 PM - 10:50 PM	49.2	40.7	01:25 AM - 01:30 AM	40.9	39.2
08:10 PM - 08:15 PM	57.6	47.6	10:50 PM - 10:55 PM	42.5	40.8	01:30 AM - 01:35 AM	39.7	38.8
08:15 PM - 08:20 PM	52.4	47.3	10:55 PM - 11:00 PM	46.7	40.2	01:35 AM - 01:40 AM	43.5	39.2
08:20 PM - 08:25 PM	51.5	46.2	11:00 PM - 11:05 PM	43.8	40.0	01:40 AM - 01:45 AM	40.0	39.3
08:25 PM - 08:30 PM	61.2	46.3	11:05 PM - 11:10 PM	42.5	39.9	01:45 AM - 01:50 AM	40.7	39.3
08:30 PM - 08:35 PM	49.6	46.2	11:10 PM - 11:15 PM	49.6	39.6	01:50 AM - 01:55 AM	40.0	39.3
08:35 PM - 08:40 PM	51.2	46.7	11:15 PM - 11:20 PM	45.3	40.1	01:55 AM - 02:00 AM	43.6	39.4

The above results are valid only for the analysed/tested sample(s) as indicated in this report. No part of the report or certificate may be reproduced in any form without written consent from the Laboratory. ALS Laboratory Group (Thailand) strongly recommends that this report is not reproduced except in full.

Approved by
Sarayuth Jittranont
Assistant General Manager

Analysis / Test Report

Client : Gulf NLL2 Co., Ltd.
399 Moo 3, Nong La Lork, Ban Khai, Rayong Thailand 21120
P/O : 4210901773
Project Name : Monitoring EIA
Project Location : GNLL2

Lot ID: 23125132
Date Received :Nov 16, 2023
Date Reported :Nov 21, 2023
Report Number : 2840919-1

Sample Number 23125132-2
Parameter Noise Level (Leq 5 min)
Location N1 : ที่พักอาศัยใกล้เคียงพื้นที่โครงการ (GPS 47P 0744360, 1420358)
Measurement Date Nov 10 - Nov 11, 2023
Measurement by Norranon Tathongkham
Sound Level meter Serial No. 00734223

Nov 11, 2023	Leq	L90	Nov 11, 2023	Leq	L90	Nov 11, 2023	Leq	L90
Time	dB(A)	dB(A)	Time	dB(A)	dB(A)	Time	dB(A)	dB(A)
02:00 AM - 02:05 AM	40.5	39.7	04:40 AM - 04:45 AM	42.9	41.7	07:20 AM - 07:25 AM	56.2	45.9
02:05 AM - 02:10 AM	40.2	39.4	04:45 AM - 04:50 AM	43.4	41.9	07:25 AM - 07:30 AM	52.6	45.4
02:10 AM - 02:15 AM	44.6	38.7	04:50 AM - 04:55 AM	46.3	42.5	07:30 AM - 07:35 AM	54.5	47.0
02:15 AM - 02:20 AM	46.4	38.4	04:55 AM - 05:00 AM	46.3	43.2	07:35 AM - 07:40 AM	56.0	46.3
02:20 AM - 02:25 AM	41.0	38.6	05:00 AM - 05:05 AM	45.0	43.8	07:40 AM - 07:45 AM	58.2	46.7
02:25 AM - 02:30 AM	43.0	38.6	05:05 AM - 05:10 AM	53.3	45.1	07:45 AM - 07:50 AM	55.5	46.3
02:30 AM - 02:35 AM	39.9	38.8	05:10 AM - 05:15 AM	48.1	44.3	07:50 AM - 07:55 AM	55.6	45.8
02:35 AM - 02:40 AM	40.5	38.8	05:15 AM - 05:20 AM	48.3	44.7	07:55 AM - 08:00 AM	56.1	43.2
02:40 AM - 02:45 AM	41.6	38.9	05:20 AM - 05:25 AM	48.1	44.6	08:00 AM - 08:05 AM	51.7	42.9
02:45 AM - 02:50 AM	42.5	38.6	05:25 AM - 05:30 AM	46.5	44.2	08:05 AM - 08:10 AM	54.2	43.4
02:50 AM - 02:55 AM	39.9	38.8	05:30 AM - 05:35 AM	47.1	44.1	08:10 AM - 08:15 AM	54.4	44.7
02:55 AM - 03:00 AM	40.1	39.3	05:35 AM - 05:40 AM	46.5	44.2	08:15 AM - 08:20 AM	54.1	44.3
03:00 AM - 03:05 AM	39.4	38.7	05:40 AM - 05:45 AM	48.1	44.6	08:20 AM - 08:25 AM	52.7	42.9
03:05 AM - 03:10 AM	42.8	38.9	05:45 AM - 05:50 AM	49.0	45.2	08:25 AM - 08:30 AM	53.0	41.4
03:10 AM - 03:15 AM	41.2	39.1	05:50 AM - 05:55 AM	47.8	45.5	08:30 AM - 08:35 AM	53.5	42.5
03:15 AM - 03:20 AM	41.3	39.4	05:55 AM - 06:00 AM	52.9	46.4	08:35 AM - 08:40 AM	52.7	41.7
03:20 AM - 03:25 AM	47.0	38.9	06:00 AM - 06:05 AM	47.4	46.3	08:40 AM - 08:45 AM	52.9	41.3
03:25 AM - 03:30 AM	45.2	39.1	06:05 AM - 06:10 AM	49.4	46.5	08:45 AM - 08:50 AM	49.1	40.6
03:30 AM - 03:35 AM	40.0	39.2	06:10 AM - 06:15 AM	50.1	46.5	08:50 AM - 08:55 AM	49.0	41.0
03:35 AM - 03:40 AM	39.9	39.1	06:15 AM - 06:20 AM	50.5	46.3	08:55 AM - 09:00 AM	54.7	40.7
03:40 AM - 03:45 AM	41.1	39.3	06:20 AM - 06:25 AM	48.9	46.1	09:00 AM - 09:05 AM	51.5	41.0
03:45 AM - 03:50 AM	42.0	39.4	06:25 AM - 06:30 AM	52.5	47.3	09:05 AM - 09:10 AM	50.7	41.4
03:50 AM - 03:55 AM	40.8	39.6	06:30 AM - 06:35 AM	52.4	48.2	09:10 AM - 09:15 AM	49.3	41.2
03:55 AM - 04:00 AM	41.0	39.7	06:35 AM - 06:40 AM	53.2	48.2	09:15 AM - 09:20 AM	54.9	40.3
04:00 AM - 04:05 AM	43.2	40.1	06:40 AM - 06:45 AM	52.9	48.2	09:20 AM - 09:25 AM	57.9	39.4
04:05 AM - 04:10 AM	41.8	39.7	06:45 AM - 06:50 AM	52.5	47.6	09:25 AM - 09:30 AM	48.2	39.4
04:10 AM - 04:15 AM	41.6	39.8	06:50 AM - 06:55 AM	53.5	47.8	09:30 AM - 09:35 AM	52.0	39.3
04:15 AM - 04:20 AM	44.0	40.4	06:55 AM - 07:00 AM	54.8	46.6	09:35 AM - 09:40 AM	52.5	37.1
04:20 AM - 04:25 AM	43.9	40.6	07:00 AM - 07:05 AM	56.3	47.5	09:40 AM - 09:45 AM	49.6	36.7
04:25 AM - 04:30 AM	42.1	40.8	07:05 AM - 07:10 AM	56.7	46.9	09:45 AM - 09:50 AM	53.4	38.8
04:30 AM - 04:35 AM	42.0	40.9	07:10 AM - 07:15 AM	57.3	48.3	09:50 AM - 09:55 AM	48.7	37.2
04:35 AM - 04:40 AM	43.5	41.2	07:15 AM - 07:20 AM	55.4	45.5	09:55 AM - 10:00 AM	51.1	38.0

The above results are valid only for the analysed/tested sample(s) as indicated in this report. No part of the report or certificate may be reproduced in any form without written consent from the Laboratory. ALS Laboratory Group (Thailand) strongly recommends that this report is not reproduced except in full.

Approved by
Sarayuth Jittranont
Assistant General Manager

Analysis / Test Report

Client : Gulf NLL2 Co., Ltd.
399 Moo 3, Nong La Lork, Ban Khai, Rayong Thailand 21120
P/O : 4210901773
Project Name : Monitoring EIA
Project Location : GNLL2

Lot ID: 23125132
Date Received :Nov 16, 2023
Date Reported :Nov 21, 2023
Report Number : 2840920-1

Sample Number 23125132-3
Parameter Noise Level (Leq 5 min)
Location N1 : ที่พักอาศัยใกล้เคียงพื้นที่โครงการ (GPS 47P 0744360, 1420358)
Measurement Date Nov 11 - Nov 12, 2023
Measurement by Norranon Tathongkham
Sound Level meter Serial No. 00734223

Nov 11, 2023	Leq	L90	Nov 11, 2023	Leq	L90	Nov 11, 2023	Leq	L90
Time	dB(A)	dB(A)	Time	dB(A)	dB(A)	Time	dB(A)	dB(A)
10:00 AM - 10:05 AM	52.8	39.4	12:40 PM - 12:45 PM	50.5	39.9	03:20 PM - 03:25 PM	48.1	39.5
10:05 AM - 10:10 AM	49.3	40.0	12:45 PM - 12:50 PM	52.9	40.2	03:25 PM - 03:30 PM	49.6	40.2
10:10 AM - 10:15 AM	50.8	38.6	12:50 PM - 12:55 PM	48.6	38.6	03:30 PM - 03:35 PM	52.4	39.3
10:15 AM - 10:20 AM	48.7	39.5	12:55 PM - 01:00 PM	50.9	39.6	03:35 PM - 03:40 PM	50.5	40.5
10:20 AM - 10:25 AM	47.7	38.2	01:00 PM - 01:05 PM	53.6	41.9	03:40 PM - 03:45 PM	51.3	38.8
10:25 AM - 10:30 AM	50.5	39.3	01:05 PM - 01:10 PM	50.9	41.0	03:45 PM - 03:50 PM	45.6	38.3
10:30 AM - 10:35 AM	51.7	39.8	01:10 PM - 01:15 PM	47.8	39.8	03:50 PM - 03:55 PM	49.8	40.1
10:35 AM - 10:40 AM	51.4	40.7	01:15 PM - 01:20 PM	57.5	41.7	03:55 PM - 04:00 PM	50.9	39.9
10:40 AM - 10:45 AM	54.0	40.2	01:20 PM - 01:25 PM	50.5	40.3	04:00 PM - 04:05 PM	50.5	42.6
10:45 AM - 10:50 AM	45.6	38.3	01:25 PM - 01:30 PM	57.4	40.3	04:05 PM - 04:10 PM	55.5	43.2
10:50 AM - 10:55 AM	54.1	39.5	01:30 PM - 01:35 PM	51.5	41.0	04:10 PM - 04:15 PM	51.5	40.9
10:55 AM - 11:00 AM	52.8	41.0	01:35 PM - 01:40 PM	50.6	40.2	04:15 PM - 04:20 PM	55.0	42.5
11:00 AM - 11:05 AM	52.9	41.8	01:40 PM - 01:45 PM	52.2	41.4	04:20 PM - 04:25 PM	49.7	40.3
11:05 AM - 11:10 AM	50.9	40.2	01:45 PM - 01:50 PM	51.3	40.7	04:25 PM - 04:30 PM	58.5	48.8
11:10 AM - 11:15 AM	52.5	39.1	01:50 PM - 01:55 PM	56.8	39.8	04:30 PM - 04:35 PM	59.1	50.4
11:15 AM - 11:20 AM	55.1	39.0	01:55 PM - 02:00 PM	54.4	41.2	04:35 PM - 04:40 PM	58.0	40.1
11:20 AM - 11:25 AM	57.9	40.9	02:00 PM - 02:05 PM	51.5	39.3	04:40 PM - 04:45 PM	54.2	43.7
11:25 AM - 11:30 AM	49.6	40.0	02:05 PM - 02:10 PM	52.4	39.9	04:45 PM - 04:50 PM	58.9	45.3
11:30 AM - 11:35 AM	49.4	38.3	02:10 PM - 02:15 PM	53.5	41.2	04:50 PM - 04:55 PM	56.7	51.4
11:35 AM - 11:40 AM	52.3	40.1	02:15 PM - 02:20 PM	51.2	41.7	04:55 PM - 05:00 PM	57.8	51.3
11:40 AM - 11:45 AM	49.8	39.3	02:20 PM - 02:25 PM	51.8	41.4	05:00 PM - 05:05 PM	57.3	51.9
11:45 AM - 11:50 AM	51.2	41.6	02:25 PM - 02:30 PM	50.7	42.0	05:05 PM - 05:10 PM	60.3	54.9
11:50 AM - 11:55 AM	50.6	40.5	02:30 PM - 02:35 PM	50.0	41.7	05:10 PM - 05:15 PM	59.3	51.9
11:55 AM - 12:00 PM	52.7	41.2	02:35 PM - 02:40 PM	47.1	41.1	05:15 PM - 05:20 PM	58.2	50.7
12:00 PM - 12:05 PM	53.7	40.5	02:40 PM - 02:45 PM	51.5	41.1	05:20 PM - 05:25 PM	58.2	53.6
12:05 PM - 12:10 PM	52.9	42.6	02:45 PM - 02:50 PM	54.5	40.9	05:25 PM - 05:30 PM	58.3	53.8
12:10 PM - 12:15 PM	55.8	42.3	02:50 PM - 02:55 PM	52.2	41.6	05:30 PM - 05:35 PM	58.2	52.9
12:15 PM - 12:20 PM	56.7	43.3	02:55 PM - 03:00 PM	53.2	39.7	05:35 PM - 05:40 PM	58.5	52.1
12:20 PM - 12:25 PM	58.0	50.1	03:00 PM - 03:05 PM	52.4	41.1	05:40 PM - 05:45 PM	58.2	52.9
12:25 PM - 12:30 PM	57.5	48.3	03:05 PM - 03:10 PM	53.5	40.6	05:45 PM - 05:50 PM	59.2	45.4
12:30 PM - 12:35 PM	56.0	45.7	03:10 PM - 03:15 PM	51.8	39.3	05:50 PM - 05:55 PM	51.9	44.6
12:35 PM - 12:40 PM	51.4	40.9	03:15 PM - 03:20 PM	47.3	39.9	05:55 PM - 06:00 PM	60.3	45.7

The above results are valid only for the analyzed/tested sample(s) as indicated in this report. No part of this report or certificate may be reproduced in any form without written consent from the Laboratory. ALS Laboratory Group (Thailand) strongly recommends that this report is not reproduced except in full.

Approved by
Sarayuth Jittranont
Assistant General Manager

Analysis / Test Report

Client : Gulf NLL2 Co., Ltd.
399 Moo 3, Nong La Lork, Ban Khai, Rayong Thailand 21120
P/O : 4210901773
Project Name : Monitoring EIA
Project Location : GNLL2

Lot ID: 23125132
Date Received :Nov 16, 2023
Date Reported :Nov 21, 2023
Report Number : 2840920-1

Sample Number 23125132-3
Parameter Noise Level (Leq 5 min)
Location N1 : ที่พักอาศัยใกล้เคียงพื้นที่โครงการ (GPS 47P 0744360, 1420358)
Measurement Date Nov 11 - Nov 12, 2023
Measurement by Norranon Tathongkham
Sound Level meter Serial No. 00734223

Nov 11, 2023	Leq	L90	Nov 11, 2023	Leq	L90	Nov 11 - Nov 12, 2023	Leq	L90
Time	dB(A)	dB(A)	Time	dB(A)	dB(A)	Time	dB(A)	dB(A)
06:00 PM - 06:05 PM	54.2	45.4	08:40 PM - 08:45 PM	48.9	46.3	11:20 PM - 11:25 PM	46.4	41.9
06:05 PM - 06:10 PM	52.4	44.7	08:45 PM - 08:50 PM	54.1	45.9	11:25 PM - 11:30 PM	49.5	40.6
06:10 PM - 06:15 PM	52.4	44.8	08:50 PM - 08:55 PM	48.4	45.3	11:30 PM - 11:35 PM	46.6	40.7
06:15 PM - 06:20 PM	52.9	45.2	08:55 PM - 09:00 PM	50.3	45.7	11:35 PM - 11:40 PM	45.9	40.6
06:20 PM - 06:25 PM	53.3	48.7	09:00 PM - 09:05 PM	49.6	45.5	11:40 PM - 11:45 PM	42.9	39.7
06:25 PM - 06:30 PM	52.3	48.4	09:05 PM - 09:10 PM	52.6	45.0	11:45 PM - 11:50 PM	46.6	40.2
06:30 PM - 06:35 PM	53.1	48.5	09:10 PM - 09:15 PM	50.0	45.2	11:50 PM - 11:55 PM	45.2	39.2
06:35 PM - 06:40 PM	52.1	48.1	09:15 PM - 09:20 PM	47.0	44.8	11:55 PM - 12:00 AM	43.1	39.1
06:40 PM - 06:45 PM	52.1	48.3	09:20 PM - 09:25 PM	48.5	44.7	12:00 AM - 12:05 AM	41.8	39.2
06:45 PM - 06:50 PM	52.0	48.0	09:25 PM - 09:30 PM	47.1	44.3	12:05 AM - 12:10 AM	46.2	38.8
06:50 PM - 06:55 PM	52.6	48.5	09:30 PM - 09:35 PM	49.4	43.6	12:10 AM - 12:15 AM	46.1	38.9
06:55 PM - 07:00 PM	53.0	48.8	09:35 PM - 09:40 PM	48.8	43.8	12:15 AM - 12:20 AM	42.1	38.4
07:00 PM - 07:05 PM	50.9	48.4	09:40 PM - 09:45 PM	48.5	43.2	12:20 AM - 12:25 AM	40.4	38.3
07:05 PM - 07:10 PM	52.3	48.5	09:45 PM - 09:50 PM	48.1	43.8	12:25 AM - 12:30 AM	41.5	38.2
07:10 PM - 07:15 PM	52.4	47.5	09:50 PM - 09:55 PM	47.6	43.9	12:30 AM - 12:35 AM	44.6	38.2
07:15 PM - 07:20 PM	53.6	47.7	09:55 PM - 10:00 PM	47.7	43.3	12:35 AM - 12:40 AM	50.2	38.7
07:20 PM - 07:25 PM	52.3	48.6	10:00 PM - 10:05 PM	45.6	41.9	12:40 AM - 12:45 AM	43.8	37.5
07:25 PM - 07:30 PM	52.1	48.1	10:05 PM - 10:10 PM	46.5	41.5	12:45 AM - 12:50 AM	47.1	37.8
07:30 PM - 07:35 PM	52.0	47.8	10:10 PM - 10:15 PM	44.6	41.7	12:50 AM - 12:55 AM	38.9	37.8
07:35 PM - 07:40 PM	53.3	48.5	10:15 PM - 10:20 PM	46.5	42.5	12:55 AM - 01:00 AM	40.5	37.7
07:40 PM - 07:45 PM	54.9	48.3	10:20 PM - 10:25 PM	46.3	41.4	01:00 AM - 01:05 AM	50.5	37.9
07:45 PM - 07:50 PM	51.9	47.6	10:25 PM - 10:30 PM	44.2	40.8	01:05 AM - 01:10 AM	45.3	38.2
07:50 PM - 07:55 PM	52.8	47.4	10:30 PM - 10:35 PM	42.6	40.8	01:10 AM - 01:15 AM	40.8	37.7
07:55 PM - 08:00 PM	53.1	47.3	10:35 PM - 10:40 PM	50.4	41.6	01:15 AM - 01:20 AM	38.4	37.5
08:00 PM - 08:05 PM	54.6	48.2	10:40 PM - 10:45 PM	45.1	41.5	01:20 AM - 01:25 AM	42.4	37.4
08:05 PM - 08:10 PM	55.5	48.8	10:45 PM - 10:50 PM	44.3	40.5	01:25 AM - 01:30 AM	39.1	37.5
08:10 PM - 08:15 PM	52.9	48.5	10:50 PM - 10:55 PM	43.0	41.3	01:30 AM - 01:35 AM	44.2	37.1
08:15 PM - 08:20 PM	50.8	47.5	10:55 PM - 11:00 PM	48.5	41.5	01:35 AM - 01:40 AM	39.8	37.6
08:20 PM - 08:25 PM	49.7	45.9	11:00 PM - 11:05 PM	44.2	41.6	01:40 AM - 01:45 AM	40.3	38.1
08:25 PM - 08:30 PM	51.8	46.6	11:05 PM - 11:10 PM	44.1	42.5	01:45 AM - 01:50 AM	42.8	37.8
08:30 PM - 08:35 PM	53.3	47.3	11:10 PM - 11:15 PM	44.5	42.2	01:50 AM - 01:55 AM	44.8	37.6
08:35 PM - 08:40 PM	49.8	47.1	11:15 PM - 11:20 PM	49.0	41.6	01:55 AM - 02:00 AM	39.3	37.9

The above results are valid only for the analyzed/tested sample(s) as indicated in this report. No part of this report or certificate may be reproduced in any form without written consent from the Laboratory. ALS Laboratory Group (Thailand) strongly recommends that this report is not reproduced except in full.

Approved by
Sarayuth Jittranont
Assistant General Manager

Analysis / Test Report

Client : Gulf NLL2 Co., Ltd.
399 Moo 3, Nong La Lork, Ban Khai, Rayong Thailand 21120
P/O : 4210901773
Project Name : Monitoring EIA
Project Location : GNLL2

Lot ID: 23125132
Date Received :Nov 16, 2023
Date Reported :Nov 21, 2023
Report Number : 2840920-1

Sample Number 23125132-3
Parameter Noise Level (Leq 5 min)
Location N1 : ที่พักอาศัยใกล้เคียงพื้นที่โครงการ (GPS 47P 0744360, 1420358)
Measurement Date Nov 11 - Nov 12, 2023
Measurement by Norranon Tathongkham
Sound Level meter Serial No. 00734223

Nov 12, 2023	Leq	L90	Nov 12, 2023	Leq	L90	Nov 12, 2023	Leq	L90
Time	dB(A)	dB(A)	Time	dB(A)	dB(A)	Time	dB(A)	dB(A)
02:00 AM - 02:05 AM	43.0	38.2	04:40 AM - 04:45 AM	41.1	38.7	07:20 AM - 07:25 AM	52.0	43.7
02:05 AM - 02:10 AM	40.2	37.1	04:45 AM - 04:50 AM	43.1	39.5	07:25 AM - 07:30 AM	58.4	41.6
02:10 AM - 02:15 AM	45.0	37.2	04:50 AM - 04:55 AM	43.0	40.0	07:30 AM - 07:35 AM	53.5	42.6
02:15 AM - 02:20 AM	40.5	36.8	04:55 AM - 05:00 AM	42.4	40.8	07:35 AM - 07:40 AM	51.4	41.8
02:20 AM - 02:25 AM	47.0	36.9	05:00 AM - 05:05 AM	46.1	42.4	07:40 AM - 07:45 AM	53.8	43.4
02:25 AM - 02:30 AM	43.4	36.8	05:05 AM - 05:10 AM	47.6	42.7	07:45 AM - 07:50 AM	53.6	43.9
02:30 AM - 02:35 AM	41.4	36.8	05:10 AM - 05:15 AM	48.2	42.7	07:50 AM - 07:55 AM	52.3	44.0
02:35 AM - 02:40 AM	44.4	37.4	05:15 AM - 05:20 AM	47.4	43.7	07:55 AM - 08:00 AM	52.2	45.2
02:40 AM - 02:45 AM	49.4	37.4	05:20 AM - 05:25 AM	46.9	43.9	08:00 AM - 08:05 AM	53.0	43.4
02:45 AM - 02:50 AM	40.9	37.2	05:25 AM - 05:30 AM	47.7	44.7	08:05 AM - 08:10 AM	53.3	43.1
02:50 AM - 02:55 AM	38.2	36.6	05:30 AM - 05:35 AM	47.2	44.7	08:10 AM - 08:15 AM	51.4	42.3
02:55 AM - 03:00 AM	45.2	36.6	05:35 AM - 05:40 AM	47.9	44.8	08:15 AM - 08:20 AM	57.0	44.0
03:00 AM - 03:05 AM	41.3	36.9	05:40 AM - 05:45 AM	46.9	44.0	08:20 AM - 08:25 AM	53.3	43.1
03:05 AM - 03:10 AM	38.7	37.3	05:45 AM - 05:50 AM	47.3	44.2	08:25 AM - 08:30 AM	53.0	42.2
03:10 AM - 03:15 AM	39.3	37.1	05:50 AM - 05:55 AM	48.6	44.7	08:30 AM - 08:35 AM	52.2	39.8
03:15 AM - 03:20 AM	38.8	37.2	05:55 AM - 06:00 AM	47.8	44.5	08:35 AM - 08:40 AM	51.1	40.6
03:20 AM - 03:25 AM	40.2	37.9	06:00 AM - 06:05 AM	51.2	44.5	08:40 AM - 08:45 AM	52.2	44.7
03:25 AM - 03:30 AM	41.8	38.1	06:05 AM - 06:10 AM	49.5	44.4	08:45 AM - 08:50 AM	54.4	41.8
03:30 AM - 03:35 AM	41.5	38.1	06:10 AM - 06:15 AM	56.2	45.1	08:50 AM - 08:55 AM	53.8	43.4
03:35 AM - 03:40 AM	45.1	37.4	06:15 AM - 06:20 AM	56.2	49.4	08:55 AM - 09:00 AM	52.3	42.9
03:40 AM - 03:45 AM	41.7	37.6	06:20 AM - 06:25 AM	56.8	49.1	09:00 AM - 09:05 AM	54.4	42.6
03:45 AM - 03:50 AM	41.1	37.6	06:25 AM - 06:30 AM	54.9	43.0	09:05 AM - 09:10 AM	53.5	44.2
03:50 AM - 03:55 AM	39.7	37.9	06:30 AM - 06:35 AM	52.0	43.8	09:10 AM - 09:15 AM	54.2	42.1
03:55 AM - 04:00 AM	44.4	37.8	06:35 AM - 06:40 AM	50.3	43.5	09:15 AM - 09:20 AM	52.6	41.3
04:00 AM - 04:05 AM	38.9	37.9	06:40 AM - 06:45 AM	51.1	44.0	09:20 AM - 09:25 AM	53.5	43.0
04:05 AM - 04:10 AM	39.3	38.2	06:45 AM - 06:50 AM	49.1	43.4	09:25 AM - 09:30 AM	54.2	40.4
04:10 AM - 04:15 AM	41.7	37.7	06:50 AM - 06:55 AM	51.3	45.2	09:30 AM - 09:35 AM	55.9	43.9
04:15 AM - 04:20 AM	40.9	38.1	06:55 AM - 07:00 AM	52.8	46.7	09:35 AM - 09:40 AM	59.7	41.9
04:20 AM - 04:25 AM	41.4	39.3	07:00 AM - 07:05 AM	53.5	43.9	09:40 AM - 09:45 AM	53.8	42.1
04:25 AM - 04:30 AM	49.0	38.8	07:05 AM - 07:10 AM	50.9	44.3	09:45 AM - 09:50 AM	53.0	42.8
04:30 AM - 04:35 AM	41.3	38.9	07:10 AM - 07:15 AM	50.1	43.0	09:50 AM - 09:55 AM	52.5	39.2
04:35 AM - 04:40 AM	41.4	38.6	07:15 AM - 07:20 AM	50.7	42.5	09:55 AM - 10:00 AM	55.3	39.9

The above results are valid only for the analyzed/tested sample(s) as indicated in this report. No part of this report or certificate may be reproduced in any form without written consent from the Laboratory. ALS Laboratory Group (Thailand) strongly recommends that this report is not reproduced except in full.

Approved by
Sarayuth Jittranont
Assistant General Manager

Analysis / Test Report

Client : Gulf NLL2 Co., Ltd.
399 Moo 3, Nong La Lork, Ban Khai, Rayong Thailand 21120
P/O : 4210901773
Project Name : Monitoring EIA
Project Location : GNLL2

Lot ID: 23125132
Date Received :Nov 16, 2023
Date Reported :Nov 21, 2023
Report Number : 2840921-1

Sample Number 23125132-4
Parameter Noise Level (Leq 5 min)
Location N1 : ที่พักอาศัยใกล้เคียงพื้นที่โครงการ (GPS 47P 0744360, 1420358)
Measurement Date Nov 12 - Nov 13, 2023
Measurement by Norranon Tathongkham
Sound Level meter Serial No. 00734223

Nov 12, 2023	Leq	L90	Nov 12, 2023	Leq	L90	Nov 12, 2023	Leq	L90
Time	dB(A)	dB(A)	Time	dB(A)	dB(A)	Time	dB(A)	dB(A)
10:00 AM - 10:05 AM	53.8	43.1	12:40 PM - 12:45 PM	50.8	39.6	03:20 PM - 03:25 PM	56.0	43.0
10:05 AM - 10:10 AM	53.7	40.4	12:45 PM - 12:50 PM	50.0	39.4	03:25 PM - 03:30 PM	51.2	40.8
10:10 AM - 10:15 AM	57.3	41.6	12:50 PM - 12:55 PM	50.6	39.0	03:30 PM - 03:35 PM	50.9	41.1
10:15 AM - 10:20 AM	57.1	41.8	12:55 PM - 01:00 PM	52.5	41.8	03:35 PM - 03:40 PM	52.1	42.4
10:20 AM - 10:25 AM	55.3	44.0	01:00 PM - 01:05 PM	53.7	39.6	03:40 PM - 03:45 PM	56.4	41.2
10:25 AM - 10:30 AM	50.0	40.8	01:05 PM - 01:10 PM	50.4	39.1	03:45 PM - 03:50 PM	55.9	41.3
10:30 AM - 10:35 AM	53.1	41.7	01:10 PM - 01:15 PM	52.2	39.4	03:50 PM - 03:55 PM	54.1	41.5
10:35 AM - 10:40 AM	57.5	39.9	01:15 PM - 01:20 PM	45.8	38.7	03:55 PM - 04:00 PM	46.6	39.7
10:40 AM - 10:45 AM	52.9	41.5	01:20 PM - 01:25 PM	49.1	39.6	04:00 PM - 04:05 PM	51.2	40.5
10:45 AM - 10:50 AM	54.2	40.8	01:25 PM - 01:30 PM	44.9	37.4	04:05 PM - 04:10 PM	52.8	41.2
10:50 AM - 10:55 AM	51.5	41.5	01:30 PM - 01:35 PM	50.1	38.4	04:10 PM - 04:15 PM	49.8	41.4
10:55 AM - 11:00 AM	53.6	42.6	01:35 PM - 01:40 PM	63.7	38.4	04:15 PM - 04:20 PM	50.7	41.9
11:00 AM - 11:05 AM	50.9	42.7	01:40 PM - 01:45 PM	51.5	37.8	04:20 PM - 04:25 PM	51.4	41.9
11:05 AM - 11:10 AM	54.7	44.9	01:45 PM - 01:50 PM	48.1	38.0	04:25 PM - 04:30 PM	53.3	42.8
11:10 AM - 11:15 AM	54.6	47.0	01:50 PM - 01:55 PM	54.6	39.6	04:30 PM - 04:35 PM	50.9	42.1
11:15 AM - 11:20 AM	54.2	44.5	01:55 PM - 02:00 PM	49.9	39.8	04:35 PM - 04:40 PM	51.4	42.7
11:20 AM - 11:25 AM	51.9	43.4	02:00 PM - 02:05 PM	57.6	41.8	04:40 PM - 04:45 PM	52.6	42.7
11:25 AM - 11:30 AM	52.9	41.9	02:05 PM - 02:10 PM	52.8	41.0	04:45 PM - 04:50 PM	60.9	44.8
11:30 AM - 11:35 AM	58.9	44.7	02:10 PM - 02:15 PM	51.1	40.6	04:50 PM - 04:55 PM	52.5	43.8
11:35 AM - 11:40 AM	55.7	42.9	02:15 PM - 02:20 PM	52.2	39.2	04:55 PM - 05:00 PM	53.2	42.1
11:40 AM - 11:45 AM	52.5	43.0	02:20 PM - 02:25 PM	50.2	39.0	05:00 PM - 05:05 PM	55.0	42.9
11:45 AM - 11:50 AM	60.0	44.1	02:25 PM - 02:30 PM	52.6	39.4	05:05 PM - 05:10 PM	54.0	45.2
11:50 AM - 11:55 AM	51.1	40.4	02:30 PM - 02:35 PM	52.3	40.8	05:10 PM - 05:15 PM	54.2	43.8
11:55 AM - 12:00 PM	53.9	42.3	02:35 PM - 02:40 PM	59.0	37.8	05:15 PM - 05:20 PM	51.2	42.9
12:00 PM - 12:05 PM	53.0	40.2	02:40 PM - 02:45 PM	51.0	38.5	05:20 PM - 05:25 PM	55.5	43.1
12:05 PM - 12:10 PM	54.0	44.5	02:45 PM - 02:50 PM	48.8	39.7	05:25 PM - 05:30 PM	60.6	42.8
12:10 PM - 12:15 PM	56.2	44.0	02:50 PM - 02:55 PM	50.2	39.3	05:30 PM - 05:35 PM	51.8	43.3
12:15 PM - 12:20 PM	54.3	41.6	02:55 PM - 03:00 PM	55.1	39.6	05:35 PM - 05:40 PM	50.3	43.5
12:20 PM - 12:25 PM	49.3	41.1	03:00 PM - 03:05 PM	53.8	40.0	05:40 PM - 05:45 PM	53.2	44.0
12:25 PM - 12:30 PM	51.2	40.8	03:05 PM - 03:10 PM	51.5	40.0	05:45 PM - 05:50 PM	53.8	44.2
12:30 PM - 12:35 PM	52.7	39.1	03:10 PM - 03:15 PM	52.6	40.4	05:50 PM - 05:55 PM	50.7	44.0
12:35 PM - 12:40 PM	51.5	40.6	03:15 PM - 03:20 PM	52.2	40.7	05:55 PM - 06:00 PM	51.6	43.1

The above results are valid only for the analyzed/tested sample(s) as indicated in this report. No part of this report or certificate may be reproduced in any form without written consent from the Laboratory. ALS Laboratory Group (Thailand) strongly recommends that this report is not reproduced except in full.

Approved by
Sarayuth Jittranont
Assistant General Manager

Analysis / Test Report

Client : Gulf NLL2 Co., Ltd.
399 Moo 3, Nong La Lork, Ban Khai, Rayong Thailand 21120
P/O : 4210901773
Project Name : Monitoring EIA
Project Location : GNLL2

Lot ID: 23125132
Date Received :Nov 16, 2023
Date Reported :Nov 21, 2023
Report Number : 2840921-1

Sample Number 23125132-4
Parameter Noise Level (Leq 5 min)
Location N1 : ที่ทิกอาศัยใกล้เคียงพื้นที่โครงการ (GPS 47P 0744360, 1420358)
Measurement Date Nov 12 - Nov 13, 2023
Measurement by Norranon Tathongkham
Sound Level meter Serial No. 00734223

Nov 12, 2023	Leq	L90	Nov 12, 2023	Leq	L90	Nov 12 - Nov 13, 2023	Leq	L90
Time	dB(A)	dB(A)	Time	dB(A)	dB(A)	Time	dB(A)	dB(A)
06:00 PM - 06:05 PM	49.2	43.0	08:40 PM - 08:45 PM	49.5	44.9	11:20 PM - 11:25 PM	46.6	38.1
06:05 PM - 06:10 PM	53.3	42.9	08:45 PM - 08:50 PM	49.6	43.8	11:25 PM - 11:30 PM	47.1	38.8
06:10 PM - 06:15 PM	51.0	44.0	08:50 PM - 08:55 PM	49.6	43.2	11:30 PM - 11:35 PM	42.5	38.2
06:15 PM - 06:20 PM	52.6	44.0	08:55 PM - 09:00 PM	46.3	43.3	11:35 PM - 11:40 PM	41.2	38.0
06:20 PM - 06:25 PM	59.0	44.7	09:00 PM - 09:05 PM	46.1	43.4	11:40 PM - 11:45 PM	40.2	38.4
06:25 PM - 06:30 PM	49.7	45.5	09:05 PM - 09:10 PM	50.0	43.8	11:45 PM - 11:50 PM	46.2	38.4
06:30 PM - 06:35 PM	49.3	46.1	09:10 PM - 09:15 PM	46.6	42.8	11:50 PM - 11:55 PM	44.9	38.1
06:35 PM - 06:40 PM	50.6	46.0	09:15 PM - 09:20 PM	48.3	42.8	11:55 PM - 12:00 AM	39.0	37.8
06:40 PM - 06:45 PM	49.2	45.8	09:20 PM - 09:25 PM	48.4	43.4	12:00 AM - 12:05 AM	39.5	37.8
06:45 PM - 06:50 PM	50.0	45.7	09:25 PM - 09:30 PM	46.7	43.2	12:05 AM - 12:10 AM	42.3	37.7
06:50 PM - 06:55 PM	48.8	45.2	09:30 PM - 09:35 PM	51.6	42.9	12:10 AM - 12:15 AM	42.9	37.7
06:55 PM - 07:00 PM	49.4	45.8	09:35 PM - 09:40 PM	46.2	42.1	12:15 AM - 12:20 AM	45.5	38.0
07:00 PM - 07:05 PM	49.1	47.0	09:40 PM - 09:45 PM	43.4	41.8	12:20 AM - 12:25 AM	45.1	38.0
07:05 PM - 07:10 PM	50.6	46.4	09:45 PM - 09:50 PM	49.2	42.9	12:25 AM - 12:30 AM	51.1	39.0
07:10 PM - 07:15 PM	53.5	47.9	09:50 PM - 09:55 PM	45.8	41.3	12:30 AM - 12:35 AM	41.6	38.4
07:15 PM - 07:20 PM	48.9	47.1	09:55 PM - 10:00 PM	46.0	40.5	12:35 AM - 12:40 AM	43.9	38.2
07:20 PM - 07:25 PM	48.6	47.4	10:00 PM - 10:05 PM	49.0	40.4	12:40 AM - 12:45 AM	44.1	37.5
07:25 PM - 07:30 PM	49.9	47.5	10:05 PM - 10:10 PM	46.1	40.1	12:45 AM - 12:50 AM	43.3	37.6
07:30 PM - 07:35 PM	49.4	47.6	10:10 PM - 10:15 PM	44.5	38.2	12:50 AM - 12:55 AM	41.4	37.7
07:35 PM - 07:40 PM	51.2	47.8	10:15 PM - 10:20 PM	44.7	38.7	12:55 AM - 01:00 AM	40.3	37.6
07:40 PM - 07:45 PM	50.3	46.6	10:20 PM - 10:25 PM	46.0	40.2	01:00 AM - 01:05 AM	39.8	37.6
07:45 PM - 07:50 PM	50.5	46.0	10:25 PM - 10:30 PM	44.1	39.1	01:05 AM - 01:10 AM	42.3	38.1
07:50 PM - 07:55 PM	48.0	45.6	10:30 PM - 10:35 PM	43.5	39.6	01:10 AM - 01:15 AM	44.9	37.5
07:55 PM - 08:00 PM	49.9	46.5	10:35 PM - 10:40 PM	46.3	39.6	01:15 AM - 01:20 AM	45.0	37.3
08:00 PM - 08:05 PM	49.1	46.4	10:40 PM - 10:45 PM	44.4	39.6	01:20 AM - 01:25 AM	40.1	37.3
08:05 PM - 08:10 PM	50.8	47.1	10:45 PM - 10:50 PM	44.2	38.8	01:25 AM - 01:30 AM	38.4	37.4
08:10 PM - 08:15 PM	49.2	46.0	10:50 PM - 10:55 PM	42.1	39.1	01:30 AM - 01:35 AM	37.9	37.3
08:15 PM - 08:20 PM	48.2	46.3	10:55 PM - 11:00 PM	39.9	37.7	01:35 AM - 01:40 AM	40.7	37.4
08:20 PM - 08:25 PM	49.7	45.3	11:00 PM - 11:05 PM	46.9	37.9	01:40 AM - 01:45 AM	37.5	36.8
08:25 PM - 08:30 PM	48.4	45.2	11:05 PM - 11:10 PM	40.0	37.3	01:45 AM - 01:50 AM	37.5	37.0
08:30 PM - 08:35 PM	60.1	45.8	11:10 PM - 11:15 PM	46.3	37.2	01:50 AM - 01:55 AM	40.0	37.3
08:35 PM - 08:40 PM	46.9	44.5	11:15 PM - 11:20 PM	42.5	37.6	01:55 AM - 02:00 AM	37.8	37.4

The above results are valid only for the analysed/tested sample(s) as indicated in this report. No part of this report or certificate may be reproduced in any form without written consent from the Laboratory. ALS Laboratory Group (Thailand) strongly recommends that this report is not reproduced except in full.

Approved by
Sarayuth Jittranont
Assistant General Manager

Analysis / Test Report

Client : Gulf NLL2 Co., Ltd.
399 Moo 3, Nong La Lork, Ban Khai, Rayong Thailand 21120
P/O : 4210901773
Project Name : Monitoring EIA
Project Location : GNLL2

Lot ID: 23125132
Date Received :Nov 16, 2023
Date Reported :Nov 21, 2023
Report Number : 2840921-1

Sample Number 23125132-4
Parameter Noise Level (Leq 5 min)
Location N1 : ที่ทิกอาศัยใกล้เคียงพื้นที่โครงการ (GPS 47P 0744360, 1420358)
Measurement Date Nov 12 - Nov 13, 2023
Measurement by Norranon Tathongkham
Sound Level meter Serial No. 00734223

Nov 13, 2023	Leq	L90	Nov 13, 2023	Leq	L90	Nov 13, 2023	Leq	L90
Time	dB(A)	dB(A)	Time	dB(A)	dB(A)	Time	dB(A)	dB(A)
02:00 AM - 02:05 AM	43.8	38.3	04:40 AM - 04:45 AM	45.7	39.4	07:20 AM - 07:25 AM	55.9	47.0
02:05 AM - 02:10 AM	43.5	38.1	04:45 AM - 04:50 AM	42.8	39.1	07:25 AM - 07:30 AM	55.5	48.5
02:10 AM - 02:15 AM	40.4	38.2	04:50 AM - 04:55 AM	45.3	39.3	07:30 AM - 07:35 AM	54.9	48.8
02:15 AM - 02:20 AM	39.6	38.0	04:55 AM - 05:00 AM	42.2	39.7	07:35 AM - 07:40 AM	57.8	49.9
02:20 AM - 02:25 AM	39.0	37.8	05:00 AM - 05:05 AM	43.5	40.6	07:40 AM - 07:45 AM	57.7	49.6
02:25 AM - 02:30 AM	41.3	37.5	05:05 AM - 05:10 AM	42.8	40.5	07:45 AM - 07:50 AM	55.6	49.3
02:30 AM - 02:35 AM	41.6	37.5	05:10 AM - 05:15 AM	44.4	40.7	07:50 AM - 07:55 AM	57.6	48.0
02:35 AM - 02:40 AM	42.7	37.1	05:15 AM - 05:20 AM	45.9	41.2	07:55 AM - 08:00 AM	58.7	48.2
02:40 AM - 02:45 AM	41.1	37.2	05:20 AM - 05:25 AM	45.9	41.4	08:00 AM - 08:05 AM	52.2	42.7
02:45 AM - 02:50 AM	45.0	37.6	05:25 AM - 05:30 AM	47.2	42.1	08:05 AM - 08:10 AM	51.7	40.4
02:50 AM - 02:55 AM	42.2	37.6	05:30 AM - 05:35 AM	45.9	42.0	08:10 AM - 08:15 AM	56.8	40.6
02:55 AM - 03:00 AM	40.9	37.8	05:35 AM - 05:40 AM	46.6	42.5	08:15 AM - 08:20 AM	55.3	40.5
03:00 AM - 03:05 AM	42.2	38.1	05:40 AM - 05:45 AM	46.6	42.8	08:20 AM - 08:25 AM	54.2	42.1
03:05 AM - 03:10 AM	41.7	38.0	05:45 AM - 05:50 AM	47.7	43.3	08:25 AM - 08:30 AM	53.1	39.4
03:10 AM - 03:15 AM	41.7	37.8	05:50 AM - 05:55 AM	50.7	43.7	08:30 AM - 08:35 AM	55.7	39.7
03:15 AM - 03:20 AM	41.4	37.9	05:55 AM - 06:00 AM	49.9	43.9	08:35 AM - 08:40 AM	52.6	40.1
03:20 AM - 03:25 AM	39.3	38.0	06:00 AM - 06:05 AM	49.8	44.5	08:40 AM - 08:45 AM	51.6	39.8
03:25 AM - 03:30 AM	41.8	38.2	06:05 AM - 06:10 AM	49.4	44.1	08:45 AM - 08:50 AM	51.3	38.7
03:30 AM - 03:35 AM	38.9	37.9	06:10 AM - 06:15 AM	46.1	43.1	08:50 AM - 08:55 AM	48.5	38.2
03:35 AM - 03:40 AM	41.4	38.6	06:15 AM - 06:20 AM	46.8	42.8	08:55 AM - 09:00 AM	50.3	39.3
03:40 AM - 03:45 AM	45.8	38.5	06:20 AM - 06:25 AM	49.9	42.7	09:00 AM - 09:05 AM	50.9	38.3
03:45 AM - 03:50 AM	53.5	38.1	06:25 AM - 06:30 AM	53.2	42.9	09:05 AM - 09:10 AM	49.0	38.5
03:50 AM - 03:55 AM	41.7	38.0	06:30 AM - 06:35 AM	52.0	45.3	09:10 AM - 09:15 AM	54.2	41.7
03:55 AM - 04:00 AM	39.7	38.1	06:35 AM - 06:40 AM	56.2	47.9	09:15 AM - 09:20 AM	51.1	39.1
04:00 AM - 04:05 AM	39.7	38.2	06:40 AM - 06:45 AM	54.4	47.0	09:20 AM - 09:25 AM	51.4	39.4
04:05 AM - 04:10 AM	41.1	38.6	06:45 AM - 06:50 AM	55.4	48.4	09:25 AM - 09:30 AM	49.0	38.5
04:10 AM - 04:15 AM	40.7	38.8	06:50 AM - 06:55 AM	56.0	48.9	09:30 AM - 09:35 AM	50.1	37.3
04:15 AM - 04:20 AM	41.5	38.5	06:55 AM - 07:00 AM	56.6	49.7	09:35 AM - 09:40 AM	50.3	38.6
04:20 AM - 04:25 AM	40.2	38.3	07:00 AM - 07:05 AM	56.0	49.0	09:40 AM - 09:45 AM	52.1	38.4
04:25 AM - 04:30 AM	41.8	38.5	07:05 AM - 07:10 AM	57.1	52.0	09:45 AM - 09:50 AM	50.3	38.0
04:30 AM - 04:35 AM	40.7	38.7	07:10 AM - 07:15 AM	55.0	48.0	09:50 AM - 09:55 AM	49.8	38.3
04:35 AM - 04:40 AM	41.6	39.1	07:15 AM - 07:20 AM	55.0	47.7	09:55 AM - 10:00 AM	52.2	38.5

The above results are valid only for the analysed/tested sample(s) as indicated in this report. No part of this report or certificate may be reproduced in any form without written consent from the Laboratory. ALS Laboratory Group (Thailand) strongly recommends that this report is not reproduced except in full.

Approved by
Sarayuth Jittranont
Assistant General Manager

Analysis / Test Report

Client : Gulf NLL2 Co., Ltd.
399 Moo 3, Nong La Lork, Ban Khai, Rayong Thailand 21120
P/O : 4210901773
Project Name : Monitoring EIA
Project Location : GNLL2

Lot ID: 23125132
Date Received :Nov 16, 2023
Date Reported :Nov 21, 2023
Report Number : 2840922-1

Sample Number 23125132-5
Parameter Noise Level (Leq 5 min)
Location N1 : ที่ทิกอาศัยใกล้เคียงพื้นที่โครงการ (GPS 47P 0744360, 1420358)
Measurement Date Nov 13 - Nov 14, 2023
Measurement by Norranon Tathongkham
Sound Level meter Serial No. 00734223

Nov 13, 2023	Leq	L90	Nov 13, 2023	Leq	L90	Nov 13, 2023	Leq	L90
Time	dB(A)	dB(A)	Time	dB(A)	dB(A)	Time	dB(A)	dB(A)
10:00 AM - 10:05 AM	50.0	39.8	12:40 PM - 12:45 PM	51.2	41.2	03:20 PM - 03:25 PM	48.7	40.6
10:05 AM - 10:10 AM	53.9	37.7	12:45 PM - 12:50 PM	51.2	41.4	03:25 PM - 03:30 PM	53.6	42.0
10:10 AM - 10:15 AM	47.6	37.4	12:50 PM - 12:55 PM	49.5	42.1	03:30 PM - 03:35 PM	52.0	41.9
10:15 AM - 10:20 AM	50.3	38.5	12:55 PM - 01:00 PM	50.8	40.6	03:35 PM - 03:40 PM	57.1	42.9
10:20 AM - 10:25 AM	56.1	37.2	01:00 PM - 01:05 PM	50.2	39.2	03:40 PM - 03:45 PM	54.3	40.8
10:25 AM - 10:30 AM	51.7	39.1	01:05 PM - 01:10 PM	49.3	38.7	03:45 PM - 03:50 PM	52.1	41.9
10:30 AM - 10:35 AM	54.2	39.4	01:10 PM - 01:15 PM	48.4	39.3	03:50 PM - 03:55 PM	52.7	41.5
10:35 AM - 10:40 AM	51.4	38.2	01:15 PM - 01:20 PM	50.0	39.0	03:55 PM - 04:00 PM	54.4	44.7
10:40 AM - 10:45 AM	50.1	38.2	01:20 PM - 01:25 PM	50.1	38.2	04:00 PM - 04:05 PM	54.6	44.0
10:45 AM - 10:50 AM	54.0	39.5	01:25 PM - 01:30 PM	49.9	39.6	04:05 PM - 04:10 PM	57.2	44.4
10:50 AM - 10:55 AM	49.1	39.2	01:30 PM - 01:35 PM	47.5	39.2	04:10 PM - 04:15 PM	52.9	45.0
10:55 AM - 11:00 AM	52.4	37.9	01:35 PM - 01:40 PM	49.0	39.1	04:15 PM - 04:20 PM	53.1	43.4
11:00 AM - 11:05 AM	47.4	36.7	01:40 PM - 01:45 PM	46.0	38.8	04:20 PM - 04:25 PM	52.3	43.3
11:05 AM - 11:10 AM	47.0	36.3	01:45 PM - 01:50 PM	51.9	39.1	04:25 PM - 04:30 PM	53.9	45.0
11:10 AM - 11:15 AM	49.7	38.7	01:50 PM - 01:55 PM	53.8	40.8	04:30 PM - 04:35 PM	50.7	41.8
11:15 AM - 11:20 AM	51.4	38.0	01:55 PM - 02:00 PM	56.7	40.7	04:35 PM - 04:40 PM	50.4	42.0
11:20 AM - 11:25 AM	51.9	38.8	02:00 PM - 02:05 PM	48.3	38.1	04:40 PM - 04:45 PM	55.3	45.3
11:25 AM - 11:30 AM	46.0	38.6	02:05 PM - 02:10 PM	50.8	38.5	04:45 PM - 04:50 PM	57.9	46.8
11:30 AM - 11:35 AM	62.0	41.1	02:10 PM - 02:15 PM	58.6	41.5	04:50 PM - 04:55 PM	55.1	48.5
11:35 AM - 11:40 AM	51.0	42.0	02:15 PM - 02:20 PM	48.6	39.2	04:55 PM - 05:00 PM	55.3	45.9
11:40 AM - 11:45 AM	48.2	41.2	02:20 PM - 02:25 PM	49.0	40.0	05:00 PM - 05:05 PM	54.6	45.5
11:45 AM - 11:50 AM	53.1	41.2	02:25 PM - 02:30 PM	48.7	40.0	05:05 PM - 05:10 PM	53.7	44.4
11:50 AM - 11:55 AM	48.0	37.4	02:30 PM - 02:35 PM	51.5	40.4	05:10 PM - 05:15 PM	59.3	52.0
11:55 AM - 12:00 PM	54.3	38.8	02:35 PM - 02:40 PM	52.5	39.8	05:15 PM - 05:20 PM	57.7	48.6
12:00 PM - 12:05 PM	47.0	38.6	02:40 PM - 02:45 PM	49.4	39.7	05:20 PM - 05:25 PM	58.5	43.9
12:05 PM - 12:10 PM	54.3	40.2	02:45 PM - 02:50 PM	48.9	40.0	05:25 PM - 05:30 PM	52.3	42.6
12:10 PM - 12:15 PM	57.1	39.9	02:50 PM - 02:55 PM	50.6	41.5	05:30 PM - 05:35 PM	50.9	43.6
12:15 PM - 12:20 PM	51.6	40.1	02:55 PM - 03:00 PM	57.0	42.1	05:35 PM - 05:40 PM	52.0	42.8
12:20 PM - 12:25 PM	50.0	38.2	03:00 PM - 03:05 PM	49.1	41.1	05:40 PM - 05:45 PM	52.9	44.7
12:25 PM - 12:30 PM	47.0	36.5	03:05 PM - 03:10 PM	53.6	41.1	05:45 PM - 05:50 PM	53.8	43.0
12:30 PM - 12:35 PM	43.4	36.4	03:10 PM - 03:15 PM	52.6	41.5	05:50 PM - 05:55 PM	50.8	42.7
12:35 PM - 12:40 PM	49.0	38.1	03:15 PM - 03:20 PM	49.4	39.9	05:55 PM - 06:00 PM	60.0	44.4

The above results are valid only for the analysed/tested sample(s) as indicated in this report. No part of this report or certificate may be reproduced in any form without written consent from the Laboratory. ALS Laboratory Group (Thailand) strongly recommends that this report is not reproduced except in full.

Approved by
Sarayuth Jittranont
Assistant General Manager

Analysis / Test Report

Client : Gulf NLL2 Co., Ltd.
399 Moo 3, Nong La Lork, Ban Khai, Rayong Thailand 21120
P/O : 4210901773
Project Name : Monitoring EIA
Project Location : GNLL2

Lot ID: 23125132
Date Received :Nov 16, 2023
Date Reported :Nov 21, 2023
Report Number : 2840922-1

Sample Number 23125132-5
Parameter Noise Level (Leq 5 min)
Location N1 : ที่ทิกอาศัยใกล้เคียงพื้นที่โครงการ (GPS 47P 0744360, 1420358)
Measurement Date Nov 13 - Nov 14, 2023
Measurement by Norranon Tathongkham
Sound Level meter Serial No. 00734223

Nov 13, 2023	Leq	L90	Nov 13, 2023	Leq	L90	Nov 13 - Nov 14, 2023	Leq	L90
Time	dB(A)	dB(A)	Time	dB(A)	dB(A)	Time	dB(A)	dB(A)
06:00 PM - 06:05 PM	54.1	42.8	08:40 PM - 08:45 PM	48.5	44.4	11:20 PM - 11:25 PM	46.9	38.8
06:05 PM - 06:10 PM	52.5	41.2	08:45 PM - 08:50 PM	46.9	44.7	11:25 PM - 11:30 PM	43.2	38.6
06:10 PM - 06:15 PM	52.4	41.3	08:50 PM - 08:55 PM	47.2	44.9	11:30 PM - 11:35 PM	44.9	38.0
06:15 PM - 06:20 PM	52.6	43.1	08:55 PM - 09:00 PM	47.2	44.8	11:35 PM - 11:40 PM	42.6	38.1
06:20 PM - 06:25 PM	51.5	44.8	09:00 PM - 09:05 PM	48.3	45.0	11:40 PM - 11:45 PM	43.2	38.0
06:25 PM - 06:30 PM	49.3	44.4	09:05 PM - 09:10 PM	50.4	44.5	11:45 PM - 11:50 PM	51.8	37.8
06:30 PM - 06:35 PM	52.2	45.3	09:10 PM - 09:15 PM	46.7	44.0	11:50 PM - 11:55 PM	46.5	37.8
06:35 PM - 06:40 PM	55.0	44.9	09:15 PM - 09:20 PM	48.4	43.6	11:55 PM - 12:00 AM	39.2	37.3
06:40 PM - 06:45 PM	53.6	46.5	09:20 PM - 09:25 PM	47.9	44.0	12:00 AM - 12:05 AM	41.4	36.9
06:45 PM - 06:50 PM	50.3	45.5	09:25 PM - 09:30 PM	49.1	44.1	12:05 AM - 12:10 AM	46.2	37.2
06:50 PM - 06:55 PM	51.2	44.6	09:30 PM - 09:35 PM	47.1	43.9	12:10 AM - 12:15 AM	44.6	37.9
06:55 PM - 07:00 PM	51.6	44.4	09:35 PM - 09:40 PM	49.8	44.5	12:15 AM - 12:20 AM	41.7	37.6
07:00 PM - 07:05 PM	57.7	45.3	09:40 PM - 09:45 PM	55.1	45.2	12:20 AM - 12:25 AM	45.1	37.5
07:05 PM - 07:10 PM	49.7	45.0	09:45 PM - 09:50 PM	46.6	43.9	12:25 AM - 12:30 AM	40.9	37.5
07:10 PM - 07:15 PM	57.4	45.9	09:50 PM - 09:55 PM	48.8	43.9	12:30 AM - 12:35 AM	45.3	37.4
07:15 PM - 07:20 PM	52.7	45.3	09:55 PM - 10:00 PM	51.6	44.5	12:35 AM - 12:40 AM	45.2	37.8
07:20 PM - 07:25 PM	50.2	45.4	10:00 PM - 10:05 PM	51.7	44.0	12:40 AM - 12:45 AM	45.3	38.9
07:25 PM - 07:30 PM	52.8	45.3	10:05 PM - 10:10 PM	47.8	43.2	12:45 AM - 12:50 AM	48.0	38.7
07:30 PM - 07:35 PM	54.1	45.1	10:10 PM - 10:15 PM	44.6	42.6	12:50 AM - 12:55 AM	41.6	39.2
07:35 PM - 07:40 PM	52.2	46.4	10:15 PM - 10:20 PM	47.8	42.1	12:55 AM - 01:00 AM	40.9	38.7
07:40 PM - 07:45 PM	52.5	46.7	10:20 PM - 10:25 PM	48.0	41.9	01:00 AM - 01:05 AM	40.2	38.3
07:45 PM - 07:50 PM	56.0	46.4	10:25 PM - 10:30 PM	47.7	41.9	01:05 AM - 01:10 AM	39.9	37.7
07:50 PM - 07:55 PM	49.4	45.4	10:30 PM - 10:35 PM	45.4	41.0	01:10 AM - 01:15 AM	40.3	38.3
07:55 PM - 08:00 PM	51.4	45.7	10:35 PM - 10:40 PM	45.1	40.3	01:15 AM - 01:20 AM	43.3	38.7
08:00 PM - 08:05 PM	53.4	45.6	10:40 PM - 10:45 PM	42.5	40.0	01:20 AM - 01:25 AM	43.3	38.8
08:05 PM - 08:10 PM	51.5	44.7	10:45 PM - 10:50 PM	49.1	39.2	01:25 AM - 01:30 AM	40.3	39.1
08:10 PM - 08:15 PM	57.6	48.0	10:50 PM - 10:55 PM	45.3	40.1	01:30 AM - 01:35 AM	39.4	38.4
08:15 PM - 08:20 PM	55.6	45.6	10:55 PM - 11:00 PM	45.2	40.2	01:35 AM - 01:40 AM	41.8	37.7
08:20 PM - 08:25 PM	50.7	45.2	11:00 PM - 11:05 PM	46.0	39.6	01:40 AM - 01:45 AM	43.5	38.0
08:25 PM - 08:30 PM	48.3	44.9	11:05 PM - 11:10 PM	44.5	38.8	01:45 AM - 01:50 AM	42.2	38.0
08:30 PM - 08:35 PM	50.4	44.7	11:10 PM - 11:15 PM	44.7	38.5	01:50 AM - 01:55 AM	40.8	38.0
08:35 PM - 08:40 PM	50.1	44.4	11:15 PM - 11:20 PM	41.0	39.2	01:55 AM - 02:00 AM	40.6	38.4

The above results are valid only for the analysed/tested sample(s) as indicated in this report. No part of this report or certificate may be reproduced in any form without written consent from the Laboratory. ALS Laboratory Group (Thailand) strongly recommends that this report is not reproduced except in full.

Approved by
Sarayuth Jittranont
Assistant General Manager

Analysis / Test Report

Client : Gulf NLL2 Co., Ltd.
399 Moo 3, Nong La Lork, Ban Khai, Rayong Thailand 21120
P/O : 4210901773
Project Name : Monitoring EIA
Project Location : GNLL2

Lot ID: 23125132
Date Received :Nov 16, 2023
Date Reported :Nov 21, 2023
Report Number : 2840922-1

Sample Number 23125132-5
Parameter Noise Level (Leq 5 min)
Location N1 : ที่พักอาศัยใกล้เคียงพื้นที่โครงการ (GPS 47P 0744360, 1420358)
Measurement Date Nov 13 - Nov 14, 2023
Measurement by Norranon Tathongkham
Sound Level meter Serial No. 00734223

Nov 14, 2023 Time	Leq dB(A)	L90 dB(A)	Nov 14, 2023 Time	Leq dB(A)	L90 dB(A)	Nov 14, 2023 Time	Leq dB(A)	L90 dB(A)
02:00 AM - 02:05 AM	41.8	38.9	04:40 AM - 04:45 AM	42.0	38.5	07:20 AM - 07:25 AM	57.8	51.1
02:05 AM - 02:10 AM	41.5	38.3	04:45 AM - 04:50 AM	44.2	39.0	07:25 AM - 07:30 AM	57.8	47.2
02:10 AM - 02:15 AM	39.5	37.8	04:50 AM - 04:55 AM	43.4	39.7	07:30 AM - 07:35 AM	56.7	48.1
02:15 AM - 02:20 AM	39.2	37.7	04:55 AM - 05:00 AM	44.5	40.2	07:35 AM - 07:40 AM	60.5	50.8
02:20 AM - 02:25 AM	43.3	38.5	05:00 AM - 05:05 AM	42.2	40.2	07:40 AM - 07:45 AM	59.4	51.7
02:25 AM - 02:30 AM	48.3	38.0	05:05 AM - 05:10 AM	46.7	40.8	07:45 AM - 07:50 AM	58.9	51.1
02:30 AM - 02:35 AM	45.4	37.1	05:10 AM - 05:15 AM	48.6	40.9	07:50 AM - 07:55 AM	58.2	47.0
02:35 AM - 02:40 AM	38.4	37.2	05:15 AM - 05:20 AM	44.4	40.9	07:55 AM - 08:00 AM	54.7	42.3
02:40 AM - 02:45 AM	40.4	37.8	05:20 AM - 05:25 AM	45.8	41.2	08:00 AM - 08:05 AM	52.2	42.0
02:45 AM - 02:50 AM	40.2	38.3	05:25 AM - 05:30 AM	43.9	41.2	08:05 AM - 08:10 AM	54.1	44.8
02:50 AM - 02:55 AM	39.2	37.8	05:30 AM - 05:35 AM	44.2	41.0	08:10 AM - 08:15 AM	56.9	44.3
02:55 AM - 03:00 AM	41.7	37.9	05:35 AM - 05:40 AM	47.2	41.4	08:15 AM - 08:20 AM	52.3	42.2
03:00 AM - 03:05 AM	39.5	37.9	05:40 AM - 05:45 AM	43.9	41.8	08:20 AM - 08:25 AM	50.9	42.2
03:05 AM - 03:10 AM	42.3	38.0	05:45 AM - 05:50 AM	53.3	42.1	08:25 AM - 08:30 AM	51.2	41.2
03:10 AM - 03:15 AM	39.9	37.6	05:50 AM - 05:55 AM	50.7	43.5	08:30 AM - 08:35 AM	48.2	39.2
03:15 AM - 03:20 AM	41.7	37.7	05:55 AM - 06:00 AM	48.1	43.3	08:35 AM - 08:40 AM	52.6	42.0
03:20 AM - 03:25 AM	44.6	38.1	06:00 AM - 06:05 AM	47.4	43.5	08:40 AM - 08:45 AM	52.8	40.0
03:25 AM - 03:30 AM	49.1	37.9	06:05 AM - 06:10 AM	48.3	43.7	08:45 AM - 08:50 AM	51.9	39.8
03:30 AM - 03:35 AM	44.6	37.0	06:10 AM - 06:15 AM	49.1	43.7	08:50 AM - 08:55 AM	49.6	39.6
03:35 AM - 03:40 AM	46.8	37.6	06:15 AM - 06:20 AM	49.5	44.0	08:55 AM - 09:00 AM	46.7	39.4
03:40 AM - 03:45 AM	46.8	38.9	06:20 AM - 06:25 AM	49.0	43.0	09:00 AM - 09:05 AM	58.9	40.1
03:45 AM - 03:50 AM	46.5	38.9	06:25 AM - 06:30 AM	47.5	41.8	09:05 AM - 09:10 AM	48.4	39.7
03:50 AM - 03:55 AM	46.2	37.5	06:30 AM - 06:35 AM	49.1	42.5	09:10 AM - 09:15 AM	51.1	39.5
03:55 AM - 04:00 AM	44.4	37.4	06:35 AM - 06:40 AM	50.5	42.9	09:15 AM - 09:20 AM	51.5	41.6
04:00 AM - 04:05 AM	45.9	37.2	06:40 AM - 06:45 AM	56.9	47.4	09:20 AM - 09:25 AM	50.3	38.7
04:05 AM - 04:10 AM	45.9	37.6	06:45 AM - 06:50 AM	56.2	48.4	09:25 AM - 09:30 AM	48.3	41.8
04:10 AM - 04:15 AM	45.1	37.8	06:50 AM - 06:55 AM	56.0	49.0	09:30 AM - 09:35 AM	52.6	38.8
04:15 AM - 04:20 AM	38.7	37.3	06:55 AM - 07:00 AM	57.0	50.2	09:35 AM - 09:40 AM	48.8	40.0
04:20 AM - 04:25 AM	45.3	37.7	07:00 AM - 07:05 AM	57.1	50.1	09:40 AM - 09:45 AM	50.6	40.3
04:25 AM - 04:30 AM	38.8	37.6	07:05 AM - 07:10 AM	58.6	51.7	09:45 AM - 09:50 AM	49.0	38.4
04:30 AM - 04:35 AM	39.4	37.9	07:10 AM - 07:15 AM	57.4	51.0	09:50 AM - 09:55 AM	57.7	41.4
04:35 AM - 04:40 AM	45.6	38.2	07:15 AM - 07:20 AM	57.9	51.7	09:55 AM - 10:00 AM	48.4	39.5

The above results are valid only for the analyzed/tested sample(s) as indicated in this report. No part of this report or certificate may be reproduced in any form without written consent from the Laboratory. ALS Laboratory Group (Thailand) strongly recommends that this report is not reproduced except in full.

Approved by
Sarayuth Jittranont
Assistant General Manager

Analysis / Test Report

Client : Gulf NLL2 Co., Ltd.
399 Moo 3, Nong La Lork, Ban Khai, Rayong Thailand 21120
P/O : 4210901773
Project Name : Monitoring EIA
Project Location : GNLL2

Lot ID: 23125132
Date Received :Nov 16, 2023
Date Reported :Nov 21, 2023
Report Number : 2840923-1

Sample Number 23125132-6
Parameter Noise Level (Leq 5 min)
Location N1 : ที่พักอาศัยใกล้เคียงพื้นที่โครงการ (GPS 47P 0744360, 1420358)
Measurement Date Nov 14 - Nov 15, 2023
Measurement by Norranon Tathongkham
Sound Level meter Serial No. 00734223

Nov 14, 2023 Time	Leq dB(A)	L90 dB(A)	Nov 14, 2023 Time	Leq dB(A)	L90 dB(A)	Nov 14, 2023 Time	Leq dB(A)	L90 dB(A)
10:00 AM - 10:05 AM	48.4	38.5	12:40 PM - 12:45 PM	48.4	40.5	03:20 PM - 03:25 PM	52.1	41.3
10:05 AM - 10:10 AM	54.5	41.4	12:45 PM - 12:50 PM	49.7	41.8	03:25 PM - 03:30 PM	50.3	40.1
10:10 AM - 10:15 AM	54.6	41.5	12:50 PM - 12:55 PM	49.5	41.7	03:30 PM - 03:35 PM	49.1	41.2
10:15 AM - 10:20 AM	55.2	42.0	12:55 PM - 01:00 PM	49.0	39.5	03:35 PM - 03:40 PM	49.2	41.1
10:20 AM - 10:25 AM	52.3	41.7	01:00 PM - 01:05 PM	48.6	40.1	03:40 PM - 03:45 PM	57.1	41.3
10:25 AM - 10:30 AM	48.5	39.6	01:05 PM - 01:10 PM	45.1	39.1	03:45 PM - 03:50 PM	51.1	40.8
10:30 AM - 10:35 AM	45.9	37.9	01:10 PM - 01:15 PM	49.4	39.2	03:50 PM - 03:55 PM	51.5	41.7
10:35 AM - 10:40 AM	53.0	41.7	01:15 PM - 01:20 PM	51.5	41.0	03:55 PM - 04:00 PM	70.0	42.6
10:40 AM - 10:45 AM	51.2	38.9	01:20 PM - 01:25 PM	49.3	39.5	04:00 PM - 04:05 PM	51.3	43.8
10:45 AM - 10:50 AM	49.5	38.0	01:25 PM - 01:30 PM	48.3	40.3	04:05 PM - 04:10 PM	68.3	45.6
10:50 AM - 10:55 AM	50.1	38.1	01:30 PM - 01:35 PM	53.6	42.9	04:10 PM - 04:15 PM	55.2	44.0
10:55 AM - 11:00 AM	46.0	38.7	01:35 PM - 01:40 PM	48.0	38.4	04:15 PM - 04:20 PM	49.5	42.0
11:00 AM - 11:05 AM	49.0	39.0	01:40 PM - 01:45 PM	51.1	35.5	04:20 PM - 04:25 PM	52.8	41.6
11:05 AM - 11:10 AM	50.4	39.7	01:45 PM - 01:50 PM	42.5	37.2	04:25 PM - 04:30 PM	52.1	42.2
11:10 AM - 11:15 AM	50.6	41.3	01:50 PM - 01:55 PM	47.2	39.5	04:30 PM - 04:35 PM	54.6	43.8
11:15 AM - 11:20 AM	52.8	41.7	01:55 PM - 02:00 PM	44.4	37.7	04:35 PM - 04:40 PM	52.2	42.1
11:20 AM - 11:25 AM	49.9	40.7	02:00 PM - 02:05 PM	47.5	38.0	04:40 PM - 04:45 PM	56.0	45.6
11:25 AM - 11:30 AM	52.2	40.5	02:05 PM - 02:10 PM	45.9	37.4	04:45 PM - 04:50 PM	55.3	46.1
11:30 AM - 11:35 AM	53.2	39.5	02:10 PM - 02:15 PM	48.0	37.7	04:50 PM - 04:55 PM	54.6	45.2
11:35 AM - 11:40 AM	48.6	39.6	02:15 PM - 02:20 PM	50.9	38.5	04:55 PM - 05:00 PM	54.6	46.5
11:40 AM - 11:45 AM	52.2	40.4	02:20 PM - 02:25 PM	48.2	38.9	05:00 PM - 05:05 PM	57.5	43.2
11:45 AM - 11:50 AM	51.4	40.6	02:25 PM - 02:30 PM	53.3	41.0	05:05 PM - 05:10 PM	58.1	41.9
11:50 AM - 11:55 AM	52.7	42.2	02:30 PM - 02:35 PM	53.9	40.6	05:10 PM - 05:15 PM	58.9	49.5
11:55 AM - 12:00 PM	47.8	40.1	02:35 PM - 02:40 PM	51.1	42.0	05:15 PM - 05:20 PM	60.6	48.4
12:00 PM - 12:05 PM	49.5	39.3	02:40 PM - 02:45 PM	47.4	38.0	05:20 PM - 05:25 PM	56.2	45.7
12:05 PM - 12:10 PM	51.8	41.5	02:45 PM - 02:50 PM	49.2	38.6	05:25 PM - 05:30 PM	56.6	44.8
12:10 PM - 12:15 PM	52.6	41.7	02:50 PM - 02:55 PM	56.4	41.5	05:30 PM - 05:35 PM	51.1	42.8
12:15 PM - 12:20 PM	49.2	39.0	02:55 PM - 03:00 PM	52.0	40.2	05:35 PM - 05:40 PM	50.7	40.6
12:20 PM - 12:25 PM	51.1	38.8	03:00 PM - 03:05 PM	49.1	41.4	05:40 PM - 05:45 PM	52.6	41.7
12:25 PM - 12:30 PM	49.4	42.1	03:05 PM - 03:10 PM	60.1	39.7	05:45 PM - 05:50 PM	51.6	41.6
12:30 PM - 12:35 PM	52.5	38.7	03:10 PM - 03:15 PM	51.7	41.3	05:50 PM - 05:55 PM	51.4	41.1
12:35 PM - 12:40 PM	51.6	41.3	03:15 PM - 03:20 PM	50.6	40.4	05:55 PM - 06:00 PM	49.9	41.7

The above results are valid only for the analyzed/tested sample(s) as indicated in this report. No part of this report or certificate may be reproduced in any form without written consent from the Laboratory. ALS Laboratory Group (Thailand) strongly recommends that this report is not reproduced except in full.

Approved by
Sarayuth Jittranont
Assistant General Manager

Analysis / Test Report

Client : Gulf NLL2 Co., Ltd.
399 Moo 3, Nong La Lork, Ban Khai, Rayong Thailand 21120
P/O : 4210901773
Project Name : Monitoring EIA
Project Location : GNLL2

Lot ID: 23125132
Date Received :Nov 16, 2023
Date Reported :Nov 21, 2023
Report Number : 2840923-1

Sample Number 23125132-6
Parameter Noise Level (Leq 5 min)
Location N1 : ที่พักอาศัยใกล้เคียงพื้นที่โครงการ (GPS 47P 0744360, 1420358)
Measurement Date Nov 14 - Nov 15, 2023
Measurement by Norranon Tathongkham
Sound Level meter Serial No. 00734223

Nov 14, 2023 Time	Leq dB(A)	L90 dB(A)	Nov 14, 2023 Time	Leq dB(A)	L90 dB(A)	Nov 14 - Nov 15, 2023 Time	Leq dB(A)	L90 dB(A)
06:00 PM - 06:05 PM	52.8	41.6	08:40 PM - 08:45 PM	48.8	44.7	11:20 PM - 11:25 PM	47.8	37.4
06:05 PM - 06:10 PM	51.1	40.1	08:45 PM - 08:50 PM	47.2	45.3	11:25 PM - 11:30 PM	42.1	38.8
06:10 PM - 06:15 PM	50.7	42.6	08:50 PM - 08:55 PM	46.8	45.1	11:30 PM - 11:35 PM	39.4	38.1
06:15 PM - 06:20 PM	52.4	44.4	08:55 PM - 09:00 PM	47.5	44.9	11:35 PM - 11:40 PM	42.3	38.6
06:20 PM - 06:25 PM	49.6	41.7	09:00 PM - 09:05 PM	46.2	44.9	11:40 PM - 11:45 PM	43.5	37.6
06:25 PM - 06:30 PM	50.1	43.7	09:05 PM - 09:10 PM	49.3	44.8	11:45 PM - 11:50 PM	40.5	37.3
06:30 PM - 06:35 PM	48.8	44.4	09:10 PM - 09:15 PM	49.6	44.7	11:50 PM - 11:55 PM	40.1	37.4
06:35 PM - 06:40 PM	53.5	44.7	09:15 PM - 09:20 PM	48.7	44.4	11:55 PM - 12:00 AM	46.7	37.7
06:40 PM - 06:45 PM	54.1	44.9	09:20 PM - 09:25 PM	48.5	43.9	12:00 AM - 12:05 AM	50.6	38.7
06:45 PM - 06:50 PM	50.0	44.4	09:25 PM - 09:30 PM	49.7	44.5	12:05 AM - 12:10 AM	51.2	38.6
06:50 PM - 06:55 PM	50.3	44.5	09:30 PM - 09:35 PM	48.2	44.4	12:10 AM - 12:15 AM	50.8	39.3
06:55 PM - 07:00 PM	49.6	43.9	09:35 PM - 09:40 PM	50.9	44.5	12:15 AM - 12:20 AM	46.1	38.5
07:00 PM - 07:05 PM	50.2	43.3	09:40 PM - 09:45 PM	52.1	43.8	12:20 AM - 12:25 AM	43.1	38.6
07:05 PM - 07:10 PM	53.0	43.4	09:45 PM - 09:50 PM	55.8	43.1	12:25 AM - 12:30 AM	39.7	38.5
07:10 PM - 07:15 PM	49.8	43.8	09:50 PM - 09:55 PM	47.1	43.4	12:30 AM - 12:35 AM	42.1	38.1
07:15 PM - 07:20 PM	49.7	44.0	09:55 PM - 10:00 PM	47.3	42.6	12:35 AM - 12:40 AM	51.3	38.3
07:20 PM - 07:25 PM	49.5	44.1	10:00 PM - 10:05 PM	48.8	42.7	12:40 AM - 12:45 AM	47.8	39.4
07:25 PM - 07:30 PM	52.3	44.3	10:05 PM - 10:10 PM	46.7	42.4	12:45 AM - 12:50 AM	43.6	38.1
07:30 PM - 07:35 PM	51.5	44.7	10:10 PM - 10:15 PM	45.1	41.6	12:50 AM - 12:55 AM	43.6	37.7
07:35 PM - 07:40 PM	53.7	44.5	10:15 PM - 10:20 PM	49.0	42.0	12:55 AM - 01:00 AM	38.6	37.1
07:40 PM - 07:45 PM	51.8	45.9	10:20 PM - 10:25 PM	42.5	41.0	01:00 AM - 01:05 AM	38.6	37.0
07:45 PM - 07:50 PM	55.5	45.8	10:25 PM - 10:30 PM	48.5	41.0	01:05 AM - 01:10 AM	40.5	36.7
07:50 PM - 07:55 PM	51.0	45.4	10:30 PM - 10:35 PM	44.4	40.7	01:10 AM - 01:15 AM	45.8	37.6
07:55 PM - 08:00 PM	53.6	45.4	10:35 PM - 10:40 PM	42.3	39.0	01:15 AM - 01:20 AM	40.9	37.4
08:00 PM - 08:05 PM	50.7	45.1	10:40 PM - 10:45 PM	44.8	40.0	01:20 AM - 01:25 AM	41.6	37.6
08:05 PM - 08:10 PM	58.7	47.3	10:45 PM - 10:50 PM	45.9	40.1	01:25 AM - 01:30 AM	41.6	37.2
08:10 PM - 08:15 PM	55.6	48.5	10:50 PM - 10:55 PM	42.7	37.8	01:30 AM - 01:35 AM	41.1	36.8
08:15 PM - 08:20 PM	52.5	46.9	10:55 PM - 11:00 PM	45.4	38.2	01:35 AM - 01:40 AM	42.4	37.2
08:20 PM - 08:25 PM	50.4	45.4	11:00 PM - 11:05 PM	43.8	38.2	01:40 AM - 01:45 AM	38.3	36.8
08:25 PM - 08:30 PM	52.4	45.3	11:05 PM - 11:10 PM	46.0	38.8	01:45 AM - 01:50 AM	39.4	37.3
08:30 PM - 08:35 PM	53.9	44.9	11:10 PM - 11:15 PM	39.8	38.3	01:50 AM - 01:55 AM	40.2	37.3
08:35 PM - 08:40 PM	48.1	45.0	11:15 PM - 11:20 PM	42.5	38.6	01:55 AM - 02:00 AM	41.8	36.7

The above results are valid only for the analyzed/tested sample(s) as indicated in this report. No part of this report or certificate may be reproduced in any form without written consent from the Laboratory. ALS Laboratory Group (Thailand) strongly recommends that this report is not reproduced except in full.

Approved by
Sarayuth Jittranont
Assistant General Manager

Analysis / Test Report

Client : Gulf NLL2 Co., Ltd.
399 Moo 3, Nong La Lork, Ban Khai, Rayong Thailand 21120
P/O : 4210901773
Project Name : Monitoring EIA
Project Location : GNLL2

Lot ID: 23125132
Date Received :Nov 16, 2023
Date Reported :Nov 21, 2023
Report Number : 2840923-1

Sample Number 23125132-6
Parameter Noise Level (Leq 5 min)
Location N1 : ที่พักอาศัยใกล้เคียงพื้นที่โครงการ (GPS 47P 0744360, 1420358)
Measurement Date Nov 14 - Nov 15, 2023
Measurement by Norranon Tathongkham
Sound Level meter Serial No. 00734223

Nov 15, 2023 Time	Leq dB(A)	L90 dB(A)	Nov 15, 2023 Time	Leq dB(A)	L90 dB(A)	Nov 15, 2023 Time	Leq dB(A)	L90 dB(A)
02:00 AM - 02:05 AM	38.8	37.5	04:40 AM - 04:45 AM	43.1	38.4	07:20 AM - 07:25 AM	58.1	49.6
02:05 AM - 02:10 AM	39.2	37.8	04:45 AM - 04:50 AM	41.1	38.2	07:25 AM - 07:30 AM	56.5	49.4
02:10 AM - 02:15 AM	47.2	38.0	04:50 AM - 04:55 AM	43.4	38.7	07:30 AM - 07:35 AM	55.5	48.5
02:15 AM - 02:20 AM	41.9	38.2	04:55 AM - 05:00 AM	43.2	39.0	07:35 AM - 07:40 AM	57.9	49.0
02:20 AM - 02:25 AM	42.3	37.2	05:00 AM - 05:05 AM	41.2	39.4	07:40 AM - 07:45 AM	59.9	53.6
02:25 AM - 02:30 AM	40.5	37.7	05:05 AM - 05:10 AM	45.5	39.8	07:45 AM - 07:50 AM	59.4	52.1
02:30 AM - 02:35 AM	39.2	37.8	05:10 AM - 05:15 AM	46.7	40.2	07:50 AM - 07:55 AM	58.5	50.4
02:35 AM - 02:40 AM	39.9	37.6	05:15 AM - 05:20 AM	42.9	40.2	07:55 AM - 08:00 AM	54.9	46.0
02:40 AM - 02:45 AM	42.2	37.1	05:20 AM - 05:25 AM	42.8	40.0	08:00 AM - 08:05 AM	50.7	42.6
02:45 AM - 02:50 AM	51.1	36.9	05:25 AM - 05:30 AM	50.0	40.8	08:05 AM - 08:10 AM	54.4	41.6
02:50 AM - 02:55 AM	40.8	37.4	05:30 AM - 05:35 AM	47.4	40.5	08:10 AM - 08:15 AM	53.9	44.0
02:55 AM - 03:00 AM	46.3	38.9	05:35 AM - 05:40 AM	45.4	40.9	08:15 AM - 08:20 AM	57.2	43.2
03:00 AM - 03:05 AM	46.9	37.4	05:40 AM - 05:45 AM	45.8	41.7	08:20 AM - 08:25 AM	52.4	42.4
03:05 AM - 03:10 AM	38.6	37.6	05:45 AM - 05:50 AM	46.7	41.7	08:25 AM - 08:30 AM	52.1	41.2
03:10 AM - 03:15 AM	38.7	37.5	05:50 AM - 05:55 AM	49.4	42.9	08:30 AM - 08:35 AM	48.5	39.1
03:15 AM - 03:20 AM	38.2	37.0	05:55 AM - 06:00 AM	50.1	43.7	08:35 AM - 08:40 AM	51.4	39.7
03:20 AM - 03:25 AM	37.6	36.4	06:00 AM - 06:05 AM	48.9	42.8	08:40 AM - 08:45 AM	48.3	40.0
03:25 AM - 03:30 AM	38.4	36.5	06:05 AM - 06:10 AM	46.2	43.0	08:45 AM - 08:50 AM	52.1	41.1
03:30 AM - 03:35 AM	38.7	36.6	06:10 AM - 06:15 AM	50.2	44.0	08:50 AM - 08:55 AM	49.8	41.1
03:35 AM - 03:40 AM	38.6	36.8	06:15 AM - 06:20 AM	49.7	43.7	08:55 AM - 09:00 AM	49.5	38.6
03:40 AM - 03:45 AM	39.7	37.1	06:20 AM - 06:25 AM	49.9	43.4	09:00 AM - 09:05 AM	53.5	38.2
03:45 AM - 03:50 AM	39.7	37.3	06:25 AM - 06:30 AM	47.7	42.9	09:05 AM - 09:10 AM	55.0	42.0
03:50 AM - 03:55 AM	39.5	36.8	06:30 AM - 06:35 AM	49.0	42.7	09:10 AM - 09:15 AM	50.2	40.3
03:55 AM - 04:00 AM	37.4	36.5	06:35 AM - 06:40 AM	50.4	43.0	09:15 AM - 09:20 AM	53.8	39.6
04:00 AM - 04:05 AM	37.9	36.6	06:40 AM - 06:45 AM	52.7	43.9	09:20 AM - 09:25 AM	49.8	39.3
04:05 AM - 04:10 AM	38.3	36.6	06:45 AM - 06:50 AM	52.5	43.5	09:25 AM - 09:30 AM	55.0	40.8
04:10 AM - 04:15 AM	43.5	36.9	06:50 AM - 06:55 AM	53.3	45.2	09:30 AM - 09:35 AM	56.2	38.8
04:15 AM - 04:20 AM	40.0	37.4	06:55 AM - 07:00 AM	52.7	44.0	09:35 AM - 09:40 AM	49.6	40.8
04:20 AM - 04:25 AM	38.6	37.4	07:00 AM - 07:05 AM	56.0	47.0	09:40 AM - 09:45 AM	56.7	39.7
04:25 AM - 04:30 AM	46.0	37.4	07:05 AM - 07:10 AM	54.3	46.9	09:45 AM - 09:50 AM	55.6	37.4
04:30 AM - 04:35 AM	39.5	37.6	07:10 AM - 07:15 AM	57.6	50.1	09:50 AM - 09:55 AM	50.7	38.9
04:35 AM - 04:40 AM	40.6	37.9	07:15 AM - 07:20 AM	56.3	49.3	09:55 AM - 10:00 AM	50.1	39.9

The above results are valid only for the analyzed/tested sample(s) as indicated in this report. No part of this report or certificate may be reproduced in any form without written consent from the Laboratory. ALS Laboratory Group (Thailand) strongly recommends that this report is not reproduced except in full.

Approved by
Sarayuth Jittranont
Assistant General Manager

Analysis / Test Report

Client : Gulf NLL2 Co., Ltd.
399 Moo 3, Nong La Lork, Ban Khai, Rayong Thailand 21120
P/O : 4210901773
Project Name : Monitoring EIA
Project Location : GNLL2

Lot ID: 23125132
Date Received :Nov 16, 2023
Date Reported :Nov 21, 2023
Report Number : 2840924-1

Sample Number 23125132-7
Parameter Noise Level (Leq 5 min)
Location N1 : ที่พักอาศัยใกล้เคียงพื้นที่โครงการ (GPS 47P 0744360, 1420358)
Measurement Date Nov 15 - Nov 16, 2023
Measurement by Norranon Tathongkham
Sound Level meter Serial No. 00734223

Nov 15, 2023	Leq	L90	Nov 15, 2023	Leq	L90	Nov 15, 2023	Leq	L90
Time	dB(A)	dB(A)	Time	dB(A)	dB(A)	Time	dB(A)	dB(A)
10:00 AM - 10:05 AM	50.9	39.9	12:40 PM - 12:45 PM	52.0	40.6	03:20 PM - 03:25 PM	51.3	43.0
10:05 AM - 10:10 AM	48.9	37.5	12:45 PM - 12:50 PM	51.0	39.6	03:25 PM - 03:30 PM	52.4	41.0
10:10 AM - 10:15 AM	57.6	40.2	12:50 PM - 12:55 PM	50.4	39.3	03:30 PM - 03:35 PM	48.8	41.3
10:15 AM - 10:20 AM	51.0	36.7	12:55 PM - 01:00 PM	48.5	39.0	03:35 PM - 03:40 PM	51.7	41.2
10:20 AM - 10:25 AM	50.3	38.5	01:00 PM - 01:05 PM	50.4	39.5	03:40 PM - 03:45 PM	54.8	40.3
10:25 AM - 10:30 AM	47.5	37.1	01:05 PM - 01:10 PM	49.0	40.1	03:45 PM - 03:50 PM	56.0	41.9
10:30 AM - 10:35 AM	47.5	36.4	01:10 PM - 01:15 PM	51.1	38.4	03:50 PM - 03:55 PM	51.4	42.4
10:35 AM - 10:40 AM	50.0	39.8	01:15 PM - 01:20 PM	56.2	41.6	03:55 PM - 04:00 PM	51.8	42.5
10:40 AM - 10:45 AM	47.8	39.9	01:20 PM - 01:25 PM	56.4	38.3	04:00 PM - 04:05 PM	51.9	41.3
10:45 AM - 10:50 AM	50.9	36.7	01:25 PM - 01:30 PM	52.6	39.7	04:05 PM - 04:10 PM	51.7	41.6
10:50 AM - 10:55 AM	52.1	36.9	01:30 PM - 01:35 PM	53.3	37.9	04:10 PM - 04:15 PM	50.4	42.6
10:55 AM - 11:00 AM	50.3	37.5	01:35 PM - 01:40 PM	54.7	40.4	04:15 PM - 04:20 PM	54.9	43.5
11:00 AM - 11:05 AM	48.3	36.7	01:40 PM - 01:45 PM	49.8	40.1	04:20 PM - 04:25 PM	51.6	41.9
11:05 AM - 11:10 AM	51.7	38.1	01:45 PM - 01:50 PM	51.1	40.5	04:25 PM - 04:30 PM	58.8	41.6
11:10 AM - 11:15 AM	48.6	37.3	01:50 PM - 01:55 PM	48.8	38.5	04:30 PM - 04:35 PM	56.1	42.1
11:15 AM - 11:20 AM	51.1	37.4	01:55 PM - 02:00 PM	48.1	36.9	04:35 PM - 04:40 PM	58.3	41.5
11:20 AM - 11:25 AM	52.9	37.8	02:00 PM - 02:05 PM	48.8	36.9	04:40 PM - 04:45 PM	53.0	43.4
11:25 AM - 11:30 AM	49.1	39.2	02:05 PM - 02:10 PM	45.7	36.5	04:45 PM - 04:50 PM	57.0	42.7
11:30 AM - 11:35 AM	49.7	39.6	02:10 PM - 02:15 PM	49.1	38.9	04:50 PM - 04:55 PM	55.2	42.3
11:35 AM - 11:40 AM	50.6	37.9	02:15 PM - 02:20 PM	50.9	39.8	04:55 PM - 05:00 PM	52.8	43.9
11:40 AM - 11:45 AM	51.7	39.1	02:20 PM - 02:25 PM	57.0	38.0	05:00 PM - 05:05 PM	50.9	42.3
11:45 AM - 11:50 AM	51.3	39.8	02:25 PM - 02:30 PM	51.6	39.0	05:05 PM - 05:10 PM	62.2	46.0
11:50 AM - 11:55 AM	52.4	40.5	02:30 PM - 02:35 PM	63.1	37.0	05:10 PM - 05:15 PM	57.9	50.2
11:55 AM - 12:00 PM	47.5	37.6	02:35 PM - 02:40 PM	54.2	39.0	05:15 PM - 05:20 PM	58.5	46.7
12:00 PM - 12:05 PM	51.4	39.1	02:40 PM - 02:45 PM	51.7	39.4	05:20 PM - 05:25 PM	56.0	45.2
12:05 PM - 12:10 PM	53.6	41.0	02:45 PM - 02:50 PM	49.2	39.6	05:25 PM - 05:30 PM	52.2	43.5
12:10 PM - 12:15 PM	50.3	40.6	02:50 PM - 02:55 PM	57.6	40.6	05:30 PM - 05:35 PM	54.9	42.6
12:15 PM - 12:20 PM	55.3	38.1	02:55 PM - 03:00 PM	48.3	39.8	05:35 PM - 05:40 PM	53.3	43.7
12:20 PM - 12:25 PM	55.1	38.7	03:00 PM - 03:05 PM	47.1	38.0	05:40 PM - 05:45 PM	51.2	43.8
12:25 PM - 12:30 PM	51.4	38.5	03:05 PM - 03:10 PM	48.4	37.8	05:45 PM - 05:50 PM	51.9	43.6
12:30 PM - 12:35 PM	52.7	38.7	03:10 PM - 03:15 PM	52.4	38.9	05:50 PM - 05:55 PM	52.9	44.0
12:35 PM - 12:40 PM	48.0	39.3	03:15 PM - 03:20 PM	50.7	39.7	05:55 PM - 06:00 PM	49.7	42.5

The above results are valid only for the analyzed/tested sample(s) as indicated in this report. No part of this report or certificate may be reproduced in any form without written consent from the Laboratory. ALS Laboratory Group (Thailand) strongly recommends that this report is not reproduced except in full.

Approved by
Sarayuth Jittranont
Assistant General Manager

Analysis / Test Report

Client : Gulf NLL2 Co., Ltd.
399 Moo 3, Nong La Lork, Ban Khai, Rayong Thailand 21120
P/O : 4210901773
Project Name : Monitoring EIA
Project Location : GNLL2

Lot ID: 23125132
Date Received :Nov 16, 2023
Date Reported :Nov 21, 2023
Report Number : 2840924-1

Sample Number 23125132-7
Parameter Noise Level (Leq 5 min)
Location N1 : ที่พักอาศัยใกล้เคียงพื้นที่โครงการ (GPS 47P 0744360, 1420358)
Measurement Date Nov 15 - Nov 16, 2023
Measurement by Norranon Tathongkham
Sound Level meter Serial No. 00734223

Nov 15, 2023	Leq	L90	Nov 15, 2023	Leq	L90	Nov 15 - Nov 16, 2023	Leq	L90
Time	dB(A)	dB(A)	Time	dB(A)	dB(A)	Time	dB(A)	dB(A)
06:00 PM - 06:05 PM	50.0	41.2	08:40 PM - 08:45 PM	45.9	43.5	11:20 PM - 11:25 PM	61.1	38.9
06:05 PM - 06:10 PM	56.3	41.7	08:45 PM - 08:50 PM	44.1	43.2	11:25 PM - 11:30 PM	50.4	38.8
06:10 PM - 06:15 PM	51.9	43.6	08:50 PM - 08:55 PM	46.4	43.2	11:30 PM - 11:35 PM	49.7	38.4
06:15 PM - 06:20 PM	52.4	45.3	08:55 PM - 09:00 PM	48.3	43.6	11:35 PM - 11:40 PM	40.8	38.0
06:20 PM - 06:25 PM	52.3	44.5	09:00 PM - 09:05 PM	47.7	43.3	11:40 PM - 11:45 PM	42.8	38.3
06:25 PM - 06:30 PM	50.4	44.7	09:05 PM - 09:10 PM	48.0	43.7	11:45 PM - 11:50 PM	48.5	37.6
06:30 PM - 06:35 PM	54.7	44.8	09:10 PM - 09:15 PM	49.6	44.2	11:50 PM - 11:55 PM	45.6	38.5
06:35 PM - 06:40 PM	53.6	45.2	09:15 PM - 09:20 PM	48.5	43.3	11:55 PM - 12:00 AM	54.6	37.6
06:40 PM - 06:45 PM	59.2	45.6	09:20 PM - 09:25 PM	54.2	43.2	12:00 AM - 12:05 AM	40.3	37.6
06:45 PM - 06:50 PM	52.9	44.4	09:25 PM - 09:30 PM	56.9	42.8	12:05 AM - 12:10 AM	45.4	39.4
06:50 PM - 06:55 PM	53.5	44.2	09:30 PM - 09:35 PM	48.9	42.4	12:10 AM - 12:15 AM	50.0	38.7
06:55 PM - 07:00 PM	51.9	44.3	09:35 PM - 09:40 PM	48.1	43.0	12:15 AM - 12:20 AM	40.7	37.6
07:00 PM - 07:05 PM	51.7	44.2	09:40 PM - 09:45 PM	51.8	43.4	12:20 AM - 12:25 AM	44.2	40.2
07:05 PM - 07:10 PM	48.9	44.1	09:45 PM - 09:50 PM	47.6	44.0	12:25 AM - 12:30 AM	42.6	38.9
07:10 PM - 07:15 PM	53.7	45.3	09:50 PM - 09:55 PM	46.0	43.1	12:30 AM - 12:35 AM	42.6	40.0
07:15 PM - 07:20 PM	50.4	44.5	09:55 PM - 10:00 PM	49.1	43.2	12:35 AM - 12:40 AM	50.9	41.0
07:20 PM - 07:25 PM	52.6	44.2	10:00 PM - 10:05 PM	46.7	41.4	12:40 AM - 12:45 AM	48.8	39.9
07:25 PM - 07:30 PM	51.9	44.8	10:05 PM - 10:10 PM	47.7	42.0	12:45 AM - 12:50 AM	46.4	38.6
07:30 PM - 07:35 PM	49.2	43.7	10:10 PM - 10:15 PM	47.1	41.6	12:50 AM - 12:55 AM	43.6	41.0
07:35 PM - 07:40 PM	51.1	43.2	10:15 PM - 10:20 PM	48.6	41.5	12:55 AM - 01:00 AM	41.2	37.0
07:40 PM - 07:45 PM	55.5	43.9	10:20 PM - 10:25 PM	44.9	41.0	01:00 AM - 01:05 AM	41.6	37.7
07:45 PM - 07:50 PM	54.2	44.8	10:25 PM - 10:30 PM	43.9	41.6	01:05 AM - 01:10 AM	48.4	40.7
07:50 PM - 07:55 PM	50.9	43.0	10:30 PM - 10:35 PM	43.2	39.7	01:10 AM - 01:15 AM	42.6	39.5
07:55 PM - 08:00 PM	51.8	43.1	10:35 PM - 10:40 PM	48.5	39.7	01:15 AM - 01:20 AM	41.9	39.2
08:00 PM - 08:05 PM	51.1	42.9	10:40 PM - 10:45 PM	43.6	39.0	01:20 AM - 01:25 AM	44.1	41.0
08:05 PM - 08:10 PM	54.3	43.6	10:45 PM - 10:50 PM	44.6	39.3	01:25 AM - 01:30 AM	42.2	40.7
08:10 PM - 08:15 PM	55.8	46.7	10:50 PM - 10:55 PM	43.8	40.5	01:30 AM - 01:35 AM	44.6	39.4
08:15 PM - 08:20 PM	58.5	45.7	10:55 PM - 11:00 PM	45.9	40.4	01:35 AM - 01:40 AM	41.4	39.0
08:20 PM - 08:25 PM	53.2	43.2	11:00 PM - 11:05 PM	41.0	39.7	01:40 AM - 01:45 AM	49.8	39.3
08:25 PM - 08:30 PM	50.5	43.4	11:05 PM - 11:10 PM	41.6	39.7	01:45 AM - 01:50 AM	43.6	39.0
08:30 PM - 08:35 PM	51.5	43.7	11:10 PM - 11:15 PM	44.1	39.5	01:50 AM - 01:55 AM	43.0	38.1
08:35 PM - 08:40 PM	53.3	43.7	11:15 PM - 11:20 PM	42.8	39.2	01:55 AM - 02:00 AM	43.9	39.0

The above results are valid only for the analyzed/tested sample(s) as indicated in this report. No part of this report or certificate may be reproduced in any form without written consent from the Laboratory. ALS Laboratory Group (Thailand) strongly recommends that this report is not reproduced except in full.

Approved by
Sarayuth Jittranont
Assistant General Manager

Analysis / Test Report

Client : Gulf NLL2 Co., Ltd.
399 Moo 3, Nong La Lork, Ban Khai, Rayong Thailand 21120
P/O : 4210901773
Project Name : Monitoring EIA
Project Location : GNLL2

Lot ID: 23125132
Date Received :Nov 16, 2023
Date Reported :Nov 21, 2023
Report Number : 2840924-1

Sample Number 23125132-7
Parameter Noise Level (Leq 5 min)
Location N1 : ที่พักอาศัยใกล้เคียงพื้นที่โครงการ (GPS 47P 0744360, 1420358)
Measurement Date Nov 15 - Nov 16, 2023
Measurement by Norranon Tathongkham
Sound Level meter Serial No. 00734223

Nov 16, 2023	Leq	L90	Nov 16, 2023	Leq	L90	Nov 16, 2023	Leq	L90
Time	dB(A)	dB(A)	Time	dB(A)	dB(A)	Time	dB(A)	dB(A)
02:00 AM - 02:05 AM	42.9	39.0	04:40 AM - 04:45 AM	40.9	38.6	07:20 AM - 07:25 AM	55.9	51.5
02:05 AM - 02:10 AM	46.4	39.0	04:45 AM - 04:50 AM	44.7	38.7	07:25 AM - 07:30 AM	57.6	51.1
02:10 AM - 02:15 AM	41.2	38.9	04:50 AM - 04:55 AM	45.4	39.4	07:30 AM - 07:35 AM	58.3	51.7
02:15 AM - 02:20 AM	41.8	38.9	04:55 AM - 05:00 AM	42.9	39.2	07:35 AM - 07:40 AM	58.0	51.9
02:20 AM - 02:25 AM	42.7	37.2	05:00 AM - 05:05 AM	44.5	39.3	07:40 AM - 07:45 AM	59.3	54.4
02:25 AM - 02:30 AM	40.0	37.0	05:05 AM - 05:10 AM	48.8	39.3	07:45 AM - 07:50 AM	58.1	52.6
02:30 AM - 02:35 AM	39.5	36.8	05:10 AM - 05:15 AM	45.7	40.2	07:50 AM - 07:55 AM	58.9	51.6
02:35 AM - 02:40 AM	44.1	37.0	05:15 AM - 05:20 AM	41.3	39.4	07:55 AM - 08:00 AM	58.3	50.0
02:40 AM - 02:45 AM	49.3	38.1	05:20 AM - 05:25 AM	43.9	39.4	08:00 AM - 08:05 AM	54.5	45.5
02:45 AM - 02:50 AM	44.0	37.2	05:25 AM - 05:30 AM	45.0	40.0	08:05 AM - 08:10 AM	55.6	42.8
02:50 AM - 02:55 AM	41.2	37.3	05:30 AM - 05:35 AM	45.0	40.2	08:10 AM - 08:15 AM	53.0	44.4
02:55 AM - 03:00 AM	38.8	37.4	05:35 AM - 05:40 AM	44.3	39.6	08:15 AM - 08:20 AM	53.0	42.0
03:00 AM - 03:05 AM	40.3	37.1	05:40 AM - 05:45 AM	43.2	40.0	08:20 AM - 08:25 AM	50.3	40.5
03:05 AM - 03:10 AM	41.3	37.3	05:45 AM - 05:50 AM	56.0	40.9	08:25 AM - 08:30 AM	52.1	41.3
03:10 AM - 03:15 AM	40.9	38.0	05:50 AM - 05:55 AM	46.4	41.2	08:30 AM - 08:35 AM	49.2	41.2
03:15 AM - 03:20 AM	42.5	37.1	05:55 AM - 06:00 AM	51.4	41.9	08:35 AM - 08:40 AM	51.3	41.5
03:20 AM - 03:25 AM	40.4	36.9	06:00 AM - 06:05 AM	47.8	42.0	08:40 AM - 08:45 AM	52.2	48.7
03:25 AM - 03:30 AM	38.3	37.1	06:05 AM - 06:10 AM	45.9	41.6	08:45 AM - 08:50 AM	53.6	48.8
03:30 AM - 03:35 AM	40.3	37.7	06:10 AM - 06:15 AM	47.3	42.2	08:50 AM - 08:55 AM	52.8	48.5
03:35 AM - 03:40 AM	43.4	37.1	06:15 AM - 06:20 AM	46.3	42.0	08:55 AM - 09:00 AM	56.8	49.2
03:40 AM - 03:45 AM	39.3	37.2	06:20 AM - 06:25 AM	48.3	42.3	09:00 AM - 09:05 AM	51.6	42.0
03:45 AM - 03:50 AM	43.2	37.0	06:25 AM - 06:30 AM	50.2	42.3	09:05 AM - 09:10 AM	48.7	39.4
03:50 AM - 03:55 AM	38.4	37.4	06:30 AM - 06:35 AM	49.4	42.3	09:10 AM - 09:15 AM	52.5	41.1
03:55 AM - 04:00 AM	38.5	37.4	06:35 AM - 06:40 AM	49.6	42.8	09:15 AM - 09:20 AM	49.3	39.3
04:00 AM - 04:05 AM	44.6	37.4	06:40 AM - 06:45 AM	53.4	42.2	09:20 AM - 09:25 AM	50.2	37.5
04:05 AM - 04:10 AM	38.9	37.6	06:45 AM - 06:50 AM	52.3	43.1	09:25 AM - 09:30 AM	51.6	40.1
04:10 AM - 04:15 AM	39.2	38.3	06:50 AM - 06:55 AM	53.0	43.8	09:30 AM - 09:35 AM	51.8	38.8
04:15 AM - 04:20 AM	38.7	37.5	06:55 AM - 07:00 AM	53.1	47.7	09:35 AM - 09:40 AM	55.2	36.8
04:20 AM - 04:25 AM	40.2	37.6	07:00 AM - 07:05 AM	54.3	49.1	09:40 AM - 09:45 AM	48.3	39.3
04:25 AM - 04:30 AM	40.2	37.7	07:05 AM - 07:10 AM	56.0	49.9	09:45 AM - 09:50 AM	51.4	38.9
04:30 AM - 04:35 AM	40.1	37.9	07:10 AM - 07:15 AM	57.9	51.6	09:50 AM - 09:55 AM	52.7	40.8
04:35 AM - 04:40 AM	40.7	38.0	07:15 AM - 07:20 AM	56.7	50.4	09:55 AM - 10:00 AM	49.1	37.6

The above results are valid only for the analyzed/tested sample(s) as indicated in this report. No part of this report or certificate may be reproduced in any form without written consent from the Laboratory. ALS Laboratory Group (Thailand) strongly recommends that this report is not reproduced except in full.

Approved by
Sarayuth Jittranont
Assistant General Manager

Analysis / Test Report

Client : Gulf NLL2 Co., Ltd.
399 Moo 3, Nong La Lork, Ban Khai, Rayong Thailand 21120
P/O : 4210901773
Project Name : Monitoring EIA
Project Location : GNLL2

Lot ID: 23125132
Date Received :Nov 16, 2023
Date Reported :Nov 21, 2023
Report Number : 2840925-1

Sample Number 23125132-8
Parameter Noise Level (Leq 5 min)
Location N2 : พื้นที่โครงการ (บริเวณริมรั้วโครงการด้านทิศตะวันตก) (GPS 47P 0744656, 1419366)
Measurement Date Nov 09 - Nov 10, 2023
Measurement by Norranon Tathongkham
Sound Level meter Serial No. 00734225

Nov 09, 2023	Leq	L90	Nov 09, 2023	Leq	L90	Nov 09, 2023	Leq	L90
Time	dB(A)	dB(A)	Time	dB(A)	dB(A)	Time	dB(A)	dB(A)
10:00 AM - 10:05 AM	60.2	57.9	12:40 PM - 12:45 PM	58.9	57.9	03:20 PM - 03:25 PM	58.2	57.6
10:05 AM - 10:10 AM	58.6	57.7	12:45 PM - 12:50 PM	58.7	58.1	03:25 PM - 03:30 PM	58.7	58.0
10:10 AM - 10:15 AM	58.8	58.1	12:50 PM - 12:55 PM	57.5	56.8	03:30 PM - 03:35 PM	58.5	57.9
10:15 AM - 10:20 AM	58.6	58.0	12:55 PM - 01:00 PM	57.5	56.8	03:35 PM - 03:40 PM	58.2	57.5
10:20 AM - 10:25 AM	58.6	57.7	01:00 PM - 01:05 PM	57.6	56.8	03:40 PM - 03:45 PM	60.0	57.9
10:25 AM - 10:30 AM	58.6	57.7	01:05 PM - 01:10 PM	57.5	56.8	03:45 PM - 03:50 PM	59.7	57.7
10:30 AM - 10:35 AM	57.9	57.0	01:10 PM - 01:15 PM	58.6	56.9	03:50 PM - 03:55 PM	58.5	57.8
10:35 AM - 10:40 AM	59.0	57.3	01:15 PM - 01:20 PM	57.3	56.8	03:55 PM - 04:00 PM	58.3	57.7
10:40 AM - 10:45 AM	58.5	57.3	01:20 PM - 01:25 PM	57.2	56.7	04:00 PM - 04:05 PM	58.3	57.8
10:45 AM - 10:50 AM	59.5	57.0	01:25 PM - 01:30 PM	57.4	56.7	04:05 PM - 04:10 PM	59.3	58.2
10:50 AM - 10:55 AM	58.6	57.4	01:30 PM - 01:35 PM	57.5	57.0	04:10 PM - 04:15 PM	59.5	58.5
10:55 AM - 11:00 AM	58.1	57.3	01:35 PM - 01:40 PM	57.7	57.1	04:15 PM - 04:20 PM	58.8	58.0
11:00 AM - 11:05 AM	57.9	56.9	01:40 PM - 01:45 PM	58.6	57.7	04:20 PM - 04:25 PM	58.8	58.1
11:05 AM - 11:10 AM	58.7	57.4	01:45 PM - 01:50 PM	58.5	57.7	04:25 PM - 04:30 PM	58.6	57.7
11:10 AM - 11:15 AM	58.7	57.6	01:50 PM - 01:55 PM	57.9	57.4	04:30 PM - 04:35 PM	58.3	57.8
11:15 AM - 11:20 AM	57.9	57.1	01:55 PM - 02:00 PM	58.0	57.5	04:35 PM - 04:40 PM	58.4	57.8
11:20 AM - 11:25 AM	58.3	57.5	02:00 PM - 02:05 PM	58.0	57.4	04:40 PM - 04:45 PM	58.9	58.1
11:25 AM - 11:30 AM	59.6	58.0	02:05 PM - 02:10 PM	58.5	57.8	04:45 PM - 04:50 PM	58.7	57.8
11:30 AM - 11:35 AM	60.7	58.8	02:10 PM - 02:15 PM	58.9	57.9	04:50 PM - 04:55 PM	58.8	58.0
11:35 AM - 11:40 AM	61.6	58.1	02:15 PM - 02:20 PM	58.2	57.7	04:55 PM - 05:00 PM	58.5	57.9
11:40 AM - 11:45 AM	60.8	58.0	02:20 PM - 02:25 PM	58.2	57.7	05:00 PM - 05:05 PM	58.6	58.0
11:45 AM - 11:50 AM	58.7	57.9	02:25 PM - 02:30 PM	58.3	57.7	05:05 PM - 05:10 PM	58.6	58.1
11:50 AM - 11:55 AM	61.2	59.4	02:30 PM - 02:35 PM	58.3	57.7	05:10 PM - 05:15 PM	58.6	58.1
11:55 AM - 12:00 PM	62.9	61.1	02:35 PM - 02:40 PM	58.1	57.6	05:15 PM - 05:20 PM	58.6	58.1
12:00 PM - 12:05 PM	61.5	60.8	02:40 PM - 02:45 PM	59.2	58.2	05:20 PM - 05:25 PM	58.6	58.2
12:05 PM - 12:10 PM	62.1	61.4	02:45 PM - 02:50 PM	58.4	57.7	05:25 PM - 05:30 PM	58.7	58.1
12:10 PM - 12:15 PM	61.8	61.2	02:50 PM - 02:55 PM	58.5	57.8	05:30 PM - 05:35 PM	58.6	58.0
12:15 PM - 12:20 PM	62.4	61.3	02:55 PM - 03:00 PM	58.1	57.6	05:35 PM - 05:40 PM	58.2	57.8
12:20 PM - 12:25 PM	61.5	60.4	03:00 PM - 03:05 PM	58.3	57.7	05:40 PM - 05:45 PM	58.3	57.8
12:25 PM - 12:30 PM	60.5	59.8	03:05 PM - 03:10 PM	58.1	57.5	05:45 PM - 05:50 PM	58.1	57.7
12:30 PM - 12:35 PM	61.0	60.2	03:10 PM - 03:15 PM	58.4	57.8	05:50 PM - 05:55 PM	58.2	57.7
12:35 PM - 12:40 PM	59.6	58.7	03:15 PM - 03:20 PM	58.5	57.9	05:55 PM - 06:00 PM	58.4	57.8

The above results are valid only for the analyzed/tested sample(s) as indicated in this report. No part of this report or certificate may be reproduced in any form without written consent from the Laboratory. ALS Laboratory Group (Thailand) strongly recommends that this report is not reproduced except in full.

Approved by
Sarayuth Jittranont
Assistant General Manager

Analysis / Test Report

Client : Gulf NLL2 Co., Ltd.
399 Moo 3, Nong La Lork, Ban Khai, Rayong Thailand 21120
P/O : 4210901773
Project Name : Monitoring EIA
Project Location : GNLL2

Lot ID: 23125132
Date Received :Nov 16, 2023
Date Reported :Nov 21, 2023
Report Number : 2840925-1

Sample Number 23125132-8
Parameter Noise Level (Leq 5 min)
Location N2 : พื้นที่โครงการ (บริเวณริมรั้วโครงการด่านฉิศดะวันตก) (GPS 47P 0744656, 1419366)
Measurement Date Nov 09 - Nov 10, 2023
Measurement by Norranon Tathongkham
Sound Level meter Serial No. 00734225

Nov 09, 2023 Time	Leq dB(A)	L90 dB(A)	Nov 09, 2023 Time	Leq dB(A)	L90 dB(A)	Nov 09 - Nov 10, 2023 Time	Leq dB(A)	L90 dB(A)
06:00 PM - 06:05 PM	58.3	57.9	08:40 PM - 08:45 PM	58.4	57.9	11:20 PM - 11:25 PM	57.2	56.8
06:05 PM - 06:10 PM	58.3	57.7	08:45 PM - 08:50 PM	58.0	57.6	11:25 PM - 11:30 PM	57.2	56.8
06:10 PM - 06:15 PM	58.1	57.7	08:50 PM - 08:55 PM	58.0	57.6	11:30 PM - 11:35 PM	57.0	56.5
06:15 PM - 06:20 PM	60.5	57.6	08:55 PM - 09:00 PM	58.0	57.5	11:35 PM - 11:40 PM	56.9	56.4
06:20 PM - 06:25 PM	61.0	57.7	09:00 PM - 09:05 PM	59.2	58.1	11:40 PM - 11:45 PM	57.0	56.4
06:25 PM - 06:30 PM	58.3	57.6	09:05 PM - 09:10 PM	63.5	60.2	11:45 PM - 11:50 PM	57.0	56.5
06:30 PM - 06:35 PM	58.9	57.6	09:10 PM - 09:15 PM	62.6	57.1	11:50 PM - 11:55 PM	57.2	56.7
06:35 PM - 06:40 PM	59.1	57.6	09:15 PM - 09:20 PM	57.6	57.2	11:55 PM - 12:00 AM	56.8	56.4
06:40 PM - 06:45 PM	59.8	57.7	09:20 PM - 09:25 PM	57.5	57.0	12:00 AM - 12:05 AM	56.8	56.3
06:45 PM - 06:50 PM	58.1	57.4	09:25 PM - 09:30 PM	57.9	57.4	12:05 AM - 12:10 AM	56.9	56.5
06:50 PM - 06:55 PM	58.0	57.4	09:30 PM - 09:35 PM	58.0	57.5	12:10 AM - 12:15 AM	56.9	56.5
06:55 PM - 07:00 PM	58.9	57.5	09:35 PM - 09:40 PM	57.2	56.7	12:15 AM - 12:20 AM	57.2	56.7
07:00 PM - 07:05 PM	58.2	57.5	09:40 PM - 09:45 PM	57.2	56.7	12:20 AM - 12:25 AM	57.2	56.8
07:05 PM - 07:10 PM	59.6	58.0	09:45 PM - 09:50 PM	57.4	56.9	12:25 AM - 12:30 AM	57.1	56.7
07:10 PM - 07:15 PM	59.0	58.1	09:50 PM - 09:55 PM	57.1	56.7	12:30 AM - 12:35 AM	56.8	56.5
07:15 PM - 07:20 PM	58.2	57.7	09:55 PM - 10:00 PM	57.4	56.9	12:35 AM - 12:40 AM	57.1	56.6
07:20 PM - 07:25 PM	58.4	57.9	10:00 PM - 10:05 PM	57.4	57.0	12:40 AM - 12:45 AM	57.2	56.8
07:25 PM - 07:30 PM	58.4	58.0	10:05 PM - 10:10 PM	57.3	56.7	12:45 AM - 12:50 AM	57.2	56.8
07:30 PM - 07:35 PM	58.7	57.8	10:10 PM - 10:15 PM	57.0	56.5	12:50 AM - 12:55 AM	57.0	56.5
07:35 PM - 07:40 PM	58.3	57.8	10:15 PM - 10:20 PM	57.1	56.6	12:55 AM - 01:00 AM	57.1	56.7
07:40 PM - 07:45 PM	58.2	57.8	10:20 PM - 10:25 PM	57.0	56.4	01:00 AM - 01:05 AM	57.0	56.4
07:45 PM - 07:50 PM	58.1	57.7	10:25 PM - 10:30 PM	57.1	56.6	01:05 AM - 01:10 AM	56.6	56.2
07:50 PM - 07:55 PM	58.2	57.7	10:30 PM - 10:35 PM	57.4	56.9	01:10 AM - 01:15 AM	56.6	56.2
07:55 PM - 08:00 PM	58.1	57.7	10:35 PM - 10:40 PM	57.6	57.0	01:15 AM - 01:20 AM	56.5	56.0
08:00 PM - 08:05 PM	58.3	57.9	10:40 PM - 10:45 PM	57.5	57.0	01:20 AM - 01:25 AM	56.5	56.1
08:05 PM - 08:10 PM	59.5	58.0	10:45 PM - 10:50 PM	57.5	57.1	01:25 AM - 01:30 AM	56.9	56.3
08:10 PM - 08:15 PM	58.5	58.0	10:50 PM - 10:55 PM	57.6	57.2	01:30 AM - 01:35 AM	57.0	56.4
08:15 PM - 08:20 PM	58.7	58.0	10:55 PM - 11:00 PM	57.6	57.1	01:35 AM - 01:40 AM	57.1	56.6
08:20 PM - 08:25 PM	58.6	58.1	11:00 PM - 11:05 PM	57.3	56.9	01:40 AM - 01:45 AM	57.0	56.5
08:25 PM - 08:30 PM	58.5	58.0	11:05 PM - 11:10 PM	57.3	56.8	01:45 AM - 01:50 AM	56.8	56.3
08:30 PM - 08:35 PM	58.5	58.1	11:10 PM - 11:15 PM	57.1	56.7	01:50 AM - 01:55 AM	56.4	56.0
08:35 PM - 08:40 PM	58.4	58.0	11:15 PM - 11:20 PM	57.5	57.0	01:55 AM - 02:00 AM	56.6	56.1

The above results are valid only for the analyzed/tested sample(s) as indicated in this report. No part of this report or certificate may be reproduced in any form without written consent from the Laboratory. ALS Laboratory Group (Thailand) strongly recommends that this report is not reproduced except in full.

Approved by
Sarayuth Jittranont
Assistant General Manager

Analysis / Test Report

Client : Gulf NLL2 Co., Ltd.
399 Moo 3, Nong La Lork, Ban Khai, Rayong Thailand 21120
P/O : 4210901773
Project Name : Monitoring EIA
Project Location : GNLL2

Lot ID: 23125132
Date Received :Nov 16, 2023
Date Reported :Nov 21, 2023
Report Number : 2840925-1

Sample Number 23125132-8
Parameter Noise Level (Leq 5 min)
Location N2 : พื้นที่โครงการ (บริเวณริมรั้วโครงการด่านฉิศดะวันตก) (GPS 47P 0744656, 1419366)
Measurement Date Nov 09 - Nov 10, 2023
Measurement by Norranon Tathongkham
Sound Level meter Serial No. 00734225

Nov 10, 2023 Time	Leq dB(A)	L90 dB(A)	Nov 10, 2023 Time	Leq dB(A)	L90 dB(A)	Nov 10, 2023 Time	Leq dB(A)	L90 dB(A)
02:00 AM - 02:05 AM	56.4	56.0	04:40 AM - 04:45 AM	57.5	57.0	07:20 AM - 07:25 AM	56.7	56.0
02:05 AM - 02:10 AM	56.3	55.9	04:45 AM - 04:50 AM	57.3	56.9	07:25 AM - 07:30 AM	57.3	56.2
02:10 AM - 02:15 AM	57.4	55.9	04:50 AM - 04:55 AM	57.4	56.9	07:30 AM - 07:35 AM	56.8	56.2
02:15 AM - 02:20 AM	56.3	55.9	04:55 AM - 05:00 AM	57.3	56.8	07:35 AM - 07:40 AM	56.2	55.5
02:20 AM - 02:25 AM	56.5	56.1	05:00 AM - 05:05 AM	57.6	57.0	07:40 AM - 07:45 AM	56.3	55.6
02:25 AM - 02:30 AM	56.5	56.1	05:05 AM - 05:10 AM	57.8	56.8	07:45 AM - 07:50 AM	56.1	55.5
02:30 AM - 02:35 AM	56.3	55.9	05:10 AM - 05:15 AM	57.1	56.6	07:50 AM - 07:55 AM	56.7	55.8
02:35 AM - 02:40 AM	56.2	55.8	05:15 AM - 05:20 AM	57.0	56.5	07:55 AM - 08:00 AM	56.3	55.8
02:40 AM - 02:45 AM	56.3	55.9	05:20 AM - 05:25 AM	57.2	56.6	08:00 AM - 08:05 AM	56.3	55.8
02:45 AM - 02:50 AM	56.5	56.1	05:25 AM - 05:30 AM	57.2	56.7	08:05 AM - 08:10 AM	56.6	55.9
02:50 AM - 02:55 AM	56.6	56.2	05:30 AM - 05:35 AM	57.4	56.8	08:10 AM - 08:15 AM	58.5	56.3
02:55 AM - 03:00 AM	56.9	56.5	05:35 AM - 05:40 AM	57.4	56.8	08:15 AM - 08:20 AM	56.9	55.7
03:00 AM - 03:05 AM	56.8	56.4	05:40 AM - 05:45 AM	58.5	56.4	08:20 AM - 08:25 AM	56.4	55.4
03:05 AM - 03:10 AM	56.7	56.2	05:45 AM - 05:50 AM	57.7	56.5	08:25 AM - 08:30 AM	57.1	56.0
03:10 AM - 03:15 AM	57.0	56.5	05:50 AM - 05:55 AM	57.5	56.6	08:30 AM - 08:35 AM	56.1	55.4
03:15 AM - 03:20 AM	57.1	56.6	05:55 AM - 06:00 AM	57.5	56.7	08:35 AM - 08:40 AM	56.1	55.3
03:20 AM - 03:25 AM	56.9	56.5	06:00 AM - 06:05 AM	58.1	56.9	08:40 AM - 08:45 AM	56.1	55.5
03:25 AM - 03:30 AM	57.0	56.5	06:05 AM - 06:10 AM	59.1	56.8	08:45 AM - 08:50 AM	56.3	55.7
03:30 AM - 03:35 AM	57.0	56.5	06:10 AM - 06:15 AM	58.3	56.5	08:50 AM - 08:55 AM	56.6	56.0
03:35 AM - 03:40 AM	57.2	56.7	06:15 AM - 06:20 AM	59.6	56.6	08:55 AM - 09:00 AM	56.8	55.5
03:40 AM - 03:45 AM	56.8	56.3	06:20 AM - 06:25 AM	59.6	57.0	09:00 AM - 09:05 AM	56.1	55.3
03:45 AM - 03:50 AM	56.9	56.5	06:25 AM - 06:30 AM	60.6	57.1	09:05 AM - 09:10 AM	57.4	55.9
03:50 AM - 03:55 AM	56.9	56.5	06:30 AM - 06:35 AM	58.6	56.6	09:10 AM - 09:15 AM	59.9	57.2
03:55 AM - 04:00 AM	57.1	56.7	06:35 AM - 06:40 AM	60.1	56.5	09:15 AM - 09:20 AM	58.5	56.0
04:00 AM - 04:05 AM	57.4	56.9	06:40 AM - 06:45 AM	63.4	57.4	09:20 AM - 09:25 AM	56.7	56.0
04:05 AM - 04:10 AM	57.8	57.2	06:45 AM - 06:50 AM	61.8	57.4	09:25 AM - 09:30 AM	56.8	55.8
04:10 AM - 04:15 AM	57.5	56.9	06:50 AM - 06:55 AM	60.0	56.4	09:30 AM - 09:35 AM	56.0	54.9
04:15 AM - 04:20 AM	57.3	56.8	06:55 AM - 07:00 AM	59.2	56.4	09:35 AM - 09:40 AM	57.8	55.1
04:20 AM - 04:25 AM	57.5	56.9	07:00 AM - 07:05 AM	59.0	56.2	09:40 AM - 09:45 AM	56.8	55.4
04:25 AM - 04:30 AM	57.6	57.1	07:05 AM - 07:10 AM	57.3	56.2	09:45 AM - 09:50 AM	55.8	54.6
04:30 AM - 04:35 AM	58.4	56.9	07:10 AM - 07:15 AM	57.1	56.2	09:50 AM - 09:55 AM	55.8	54.4
04:35 AM - 04:40 AM	57.3	56.9	07:15 AM - 07:20 AM	57.1	56.1	09:55 AM - 10:00 AM	56.0	54.4

The above results are valid only for the analyzed/tested sample(s) as indicated in this report. No part of this report or certificate may be reproduced in any form without written consent from the Laboratory. ALS Laboratory Group (Thailand) strongly recommends that this report is not reproduced except in full.

Approved by
Sarayuth Jittranont
Assistant General Manager

Analysis / Test Report

Client : Gulf NLL2 Co., Ltd.
399 Moo 3, Nong La Lork, Ban Khai, Rayong Thailand 21120
P/O : 4210901773
Project Name : Monitoring EIA
Project Location : GNLL2

Lot ID: 23125132
Date Received :Nov 16, 2023
Date Reported :Nov 21, 2023
Report Number : 2840926-1

Sample Number 23125132-9
Parameter Noise Level (Leq 5 min)
Location N2 : พื้นที่โครงการ (บริเวณริมรั้วโครงการด่านฉิศดะวันตก) (GPS 47P 0744656, 1419366)
Measurement Date Nov 10 - Nov 11, 2023
Measurement by Norranon Tathongkham
Sound Level meter Serial No. 00734225

Nov 10, 2023 Time	Leq dB(A)	L90 dB(A)	Nov 10, 2023 Time	Leq dB(A)	L90 dB(A)	Nov 10, 2023 Time	Leq dB(A)	L90 dB(A)
10:00 AM - 10:05 AM	57.9	55.1	12:40 PM - 12:45 PM	60.7	58.3	03:20 PM - 03:25 PM	58.1	57.6
10:05 AM - 10:10 AM	56.4	55.0	12:45 PM - 12:50 PM	59.7	58.7	03:25 PM - 03:30 PM	58.0	57.3
10:10 AM - 10:15 AM	58.7	54.9	12:50 PM - 12:55 PM	58.4	57.6	03:30 PM - 03:35 PM	57.8	57.2
10:15 AM - 10:20 AM	56.6	55.0	12:55 PM - 01:00 PM	58.1	57.4	03:35 PM - 03:40 PM	58.1	57.2
10:20 AM - 10:25 AM	58.6	55.6	01:00 PM - 01:05 PM	58.2	57.4	03:40 PM - 03:45 PM	58.1	57.1
10:25 AM - 10:30 AM	57.2	55.5	01:05 PM - 01:10 PM	59.8	57.6	03:45 PM - 03:50 PM	59.6	56.9
10:30 AM - 10:35 AM	57.4	55.0	01:10 PM - 01:15 PM	59.1	57.6	03:50 PM - 03:55 PM	59.7	57.0
10:35 AM - 10:40 AM	56.0	54.5	01:15 PM - 01:20 PM	58.0	57.4	03:55 PM - 04:00 PM	59.0	57.2
10:40 AM - 10:45 AM	55.3	54.4	01:20 PM - 01:25 PM	58.1	57.5	04:00 PM - 04:05 PM	61.4	57.9
10:45 AM - 10:50 AM	55.5	54.4	01:25 PM - 01:30 PM	58.0	57.4	04:05 PM - 04:10 PM	67.8	65.4
10:50 AM - 10:55 AM	55.8	54.6	01:30 PM - 01:35 PM	58.2	57.6	04:10 PM - 04:15 PM	65.8	59.6
10:55 AM - 11:00 AM	56.3	54.7	01:35 PM - 01:40 PM	59.5	57.6	04:15 PM - 04:20 PM	61.0	58.7
11:00 AM - 11:05 AM	55.4	54.7	01:40 PM - 01:45 PM	58.2	57.5	04:20 PM - 04:25 PM	59.7	58.3
11:05 AM - 11:10 AM	55.4	54.2	01:45 PM - 01:50 PM	58.0	57.4	04:25 PM - 04:30 PM	59.0	58.1
11:10 AM - 11:15 AM	55.3	54.4	01:50 PM - 01:55 PM	57.6	57.0	04:30 PM - 04:35 PM	60.5	58.0
11:15 AM - 11:20 AM	55.5	54.7	01:55 PM - 02:00 PM	57.3	56.6	04:35 PM - 04:40 PM	59.1	58.1
11:20 AM - 11:25 AM	55.4	54.5	02:00 PM - 02:05 PM	58.0	57.0	04:40 PM - 04:45 PM	58.9	58.3
11:25 AM - 11:30 AM	55.1	54.2	02:05 PM - 02:10 PM	57.7	57.2	04:45 PM - 04:50 PM	58.4	57.9
11:30 AM - 11:35 AM	55.2	54.1	02:10 PM - 02:15 PM	58.0	57.4	04:50 PM - 04:55 PM	58.7	58.1
11:35 AM - 11:40 AM	55.5	54.6	02:15 PM - 02:20 PM	58.4	57.7	04:55 PM - 05:00 PM	58.4	58.0
11:40 AM - 11:45 AM	55.8	54.5	02:20 PM - 02:25 PM	58.4	57.9	05:00 PM - 05:05 PM	59.4	58.2
11:45 AM - 11:50 AM	57.0	54.4	02:25 PM - 02:30 PM	58.3	57.7	05:05 PM - 05:10 PM	58.6	58.2
11:50 AM - 11:55 AM	56.7	54.6	02:30 PM - 02:35 PM	58.4	57.8	05:10 PM - 05:15 PM	58.7	58.2
11:55 AM - 12:00 PM	66.4	60.4	02:35 PM - 02:40 PM	58.4	57.8	05:15 PM - 05:20 PM	58.8	58.3
12:00 PM - 12:05 PM	67.4	64.9	02:40 PM - 02:45 PM	58.2	57.6	05:20 PM - 05:25 PM	58.6	58.0
12:05 PM - 12:10 PM	65.6	64.2	02:45 PM - 02:50 PM	58.0	57.4	05:25 PM - 05:30 PM	58.4	57.9
12:10 PM - 12:15 PM	63.9	62.7	02:50 PM - 02:55 PM	58.3	57.6	05:30 PM - 05:35 PM	58.2	57.8
12:15 PM - 12:20 PM	61.5	60.7	02:55 PM - 03:00 PM	58.4	57.9	05:35 PM - 05:40 PM	58.0	57.6
12:20 PM - 12:25 PM	64.3	60.2	03:00 PM - 03:05 PM	58.1	57.6	05:40 PM - 05:45 PM	58.2	57.7
12:25 PM - 12:30 PM	64.3	59.6	03:05 PM - 03:10 PM	58.0	57.5	05:45 PM - 05:50 PM	58.4	57.9
12:30 PM - 12:35 PM	60.0	59.4	03:10 PM - 03:15 PM	57.8	57.4	05:50 PM - 05:55 PM	58.4	57.9
12:35 PM - 12:40 PM	60.0	59.0	03:15 PM - 03:20 PM	58.4	57.8	05:55 PM - 06:00 PM	58.4	58.0

The above results are valid only for the analyzed/tested sample(s) as indicated in this report. No part of this report or certificate may be reproduced in any form without written consent from the Laboratory. ALS Laboratory Group (Thailand) strongly recommends that this report is not reproduced except in full.

Approved by
Sarayuth Jittranont
Assistant General Manager

Analysis / Test Report

Client : Gulf NLL2 Co., Ltd.
399 Moo 3, Nong La Lork, Ban Khai, Rayong Thailand 21120
P/O : 4210901773
Project Name : Monitoring EIA
Project Location : GNLL2

Lot ID: 23125132
Date Received :Nov 16, 2023
Date Reported :Nov 21, 2023
Report Number : 2840926-1

Sample Number 23125132-9
Parameter Noise Level (Leq 5 min)
Location N2 : พื้นที่โครงการ (บริเวณริมรั้วโครงการด่านฉิศดะวันตก) (GPS 47P 0744656, 1419366)
Measurement Date Nov 10 - Nov 11, 2023
Measurement by Norranon Tathongkham
Sound Level meter Serial No. 00734225

Nov 10, 2023 Time	Leq dB(A)	L90 dB(A)	Nov 10, 2023 Time	Leq dB(A)	L90 dB(A)	Nov 10 - Nov 11, 2023 Time	Leq dB(A)	L90 dB(A)
06:00 PM - 06:05 PM	60.6	57.7	08:40 PM - 08:45 PM	58.6	58.2	11:20 PM - 11:25 PM	56.6	56.1
06:05 PM - 06:10 PM	58.3	57.5	08:45 PM - 08:50 PM	58.6	58.2	11:25 PM - 11:30 PM	56.3	55.9
06:10 PM - 06:15 PM	58.0	57.4	08:50 PM - 08:55 PM	58.6	58.2	11:30 PM - 11:35 PM	56.6	56.1
06:15 PM - 06:20 PM	57.9	57.2	08:55 PM - 09:00 PM	58.9	58.1	11:35 PM - 11:40 PM	56.9	56.5
06:20 PM - 06:25 PM	57.8	57.2	09:00 PM - 09:05 PM	59.1	58.3	11:40 PM - 11:45 PM	57.0	56.5
06:25 PM - 06:30 PM	60.3	57.4	09:05 PM - 09:10 PM	61.6	59.8	11:45 PM - 11:50 PM	57.0	56.5
06:30 PM - 06:35 PM	59.2	57.5	09:10 PM - 09:15 PM	64.5	57.3	11:50 PM - 11:55 PM	56.9	56.5
06:35 PM - 06:40 PM	59.5	58.0	09:15 PM - 09:20 PM	57.5	57.0	11:55 PM - 12:00 AM	56.8	56.3
06:40 PM - 06:45 PM	60.0	58.1	09:20 PM - 09:25 PM	57.6	57.1	12:00 AM - 12:05 AM	57.3	56.7
06:45 PM - 06:50 PM	60.9	58.1	09:25 PM - 09:30 PM	57.9	57.4	12:05 AM - 12:10 AM	57.3	56.8
06:50 PM - 06:55 PM	58.7	58.0	09:30 PM - 09:35 PM	57.5	57.0	12:10 AM - 12:15 AM	57.3	56.8
06:55 PM - 07:00 PM	58.4	57.9	09:35 PM - 09:40 PM	57.2	56.8	12:15 AM - 12:20 AM	57.4	56.8
07:00 PM - 07:05 PM	58.5	57.7	09:40 PM - 09:45 PM	56.8	56.3	12:20 AM - 12:25 AM	57.2	56.6
07:05 PM - 07:10 PM	59.1	57.9	09:45 PM - 09:50 PM	56.9	56.5	12:25 AM - 12:30 AM	57.3	56.6
07:10 PM - 07:15 PM	58.8	57.7	09:50 PM - 09:55 PM	56.8	56.4	12:30 AM - 12:35 AM	57.4	56.8
07:15 PM - 07:20 PM	58.5	57.6	09:55 PM - 10:00 PM	56.7	56.3	12:35 AM - 12:40 AM	57.4	56.9
07:20 PM - 07:25 PM	58.1	57.6	10:00 PM - 10:05 PM	56.6	56.2	12:40 AM - 12:45 AM	57.4	56.9
07:25 PM - 07:30 PM	58.2	57.8	10:05 PM - 10:10 PM	56.7	56.2	12:45 AM - 12:50 AM	57.3	56.9
07:30 PM - 07:35 PM	58.5	58.0	10:10 PM - 10:15 PM	56.7	56.3	12:50 AM - 12:55 AM	57.3	56.8
07:35 PM - 07:40 PM	58.5	58.0	10:15 PM - 10:20 PM	57.2	56.7	12:55 AM - 01:00 AM	57.2	56.8
07:40 PM - 07:45 PM	58.4	58.0	10:20 PM - 10:25 PM	57.1	56.6	01:00 AM - 01:05 AM	57.2	56.7
07:45 PM - 07:50 PM	58.5	58.1	10:25 PM - 10:30 PM	56.7	56.3	01:05 AM - 01:10 AM	57.4	56.9
07:50 PM - 07:55 PM	58.5	58.1	10:30 PM - 10:35 PM	56.9	56.4	01:10 AM - 01:15 AM	57.5	57.0
07:55 PM - 08:00 PM	58.5	58.1	10:35 PM - 10:40 PM	57.2	56.6	01:15 AM - 01:20 AM	57.3	56.8
08:00 PM - 08:05 PM	58.4	58.0	10:40 PM - 10:45 PM	57.2	56.7	01:20 AM - 01:25 AM	57.1	56.7
08:05 PM - 08:10 PM	61.0	58.2	10:45 PM - 10:50 PM	57.1	56.7	01:25 AM - 01:30 AM	57.1	56.7
08:10 PM - 08:15 PM	58.7	58.2	10:50 PM - 10:55 PM	57.0	56.5	01:30 AM - 01:35 AM	56.9	56.5
08:15 PM - 08:20 PM	58.5	58.1	10:55 PM - 11:00 PM	56.9	56.4	01:35 AM - 01:40 AM	56.9	56.5
08:20 PM - 08:25 PM	58.7	58.3	11:00 PM - 11:05 PM	56.9	56.5	01:40 AM - 01:45 AM	56.8	56.3
08:25 PM - 08:30 PM	58.5	58.0	11:05 PM - 11:10 PM	56.9	56.4	01:45 AM - 01:50 AM	56.8	56.4
08:30 PM - 08:35 PM	58.5	58.1	11:10 PM - 11:15 PM	56.7	56.3	01:50 AM - 01:55 AM	56.4	55.9
08:35 PM - 08:40 PM	58.8	58.3	11:15 PM - 11:20 PM	56.6	56.2	01:55 AM - 02:00 AM	56.5	56.0

The above results are valid only for the analyzed/tested sample(s) as indicated in this report. No part of this report or certificate may be reproduced in any form without written consent from the Laboratory. ALS Laboratory Group (Thailand) strongly recommends that this report is not reproduced except in full.

Approved by
Sarayuth Jittranont
Assistant General Manager

Analysis / Test Report

Client : Gulf NLL2 Co., Ltd.
399 Moo 3, Nong La Lork, Ban Khai, Rayong Thailand 21120
P/O : 4210901773
Project Name : Monitoring EIA
Project Location : GNLL2

Lot ID: 23125132
Date Received :Nov 16, 2023
Date Reported :Nov 21, 2023
Report Number : 2840926-1

Sample Number 23125132-9
Parameter Noise Level (Leq 5 min)
Location N2 : พื้นที่โครงการ (บริเวณริมรั้วโครงการด้านทิศตะวันตก) (GPS 47P 0744656, 1419366)
Measurement Date Nov 10 - Nov 11, 2023
Measurement by Norranon Tathongkham
Sound Level meter Serial No. 00734225

Nov 11, 2023 Time	Leq dB(A)	L90 dB(A)	Nov 11, 2023 Time	Leq dB(A)	L90 dB(A)	Nov 11, 2023 Time	Leq dB(A)	L90 dB(A)
02:00 AM - 02:05 AM	56.6	56.2	04:40 AM - 04:45 AM	56.9	56.5	07:20 AM - 07:25 AM	57.2	56.4
02:05 AM - 02:10 AM	56.5	56.1	04:45 AM - 04:50 AM	57.1	56.6	07:25 AM - 07:30 AM	57.0	56.4
02:10 AM - 02:15 AM	56.3	55.9	04:50 AM - 04:55 AM	57.0	56.6	07:30 AM - 07:35 AM	56.9	56.4
02:15 AM - 02:20 AM	56.4	56.0	04:55 AM - 05:00 AM	56.9	56.4	07:35 AM - 07:40 AM	56.8	56.3
02:20 AM - 02:25 AM	56.5	56.1	05:00 AM - 05:05 AM	57.0	56.5	07:40 AM - 07:45 AM	56.8	56.2
02:25 AM - 02:30 AM	56.6	56.2	05:05 AM - 05:10 AM	57.5	56.6	07:45 AM - 07:50 AM	57.1	56.2
02:30 AM - 02:35 AM	56.7	56.3	05:10 AM - 05:15 AM	57.0	56.5	07:50 AM - 07:55 AM	57.1	56.4
02:35 AM - 02:40 AM	56.6	56.2	05:15 AM - 05:20 AM	57.1	56.7	07:55 AM - 08:00 AM	58.7	56.8
02:40 AM - 02:45 AM	56.8	56.4	05:20 AM - 05:25 AM	57.2	56.7	08:00 AM - 08:05 AM	57.4	56.6
02:45 AM - 02:50 AM	56.9	56.4	05:25 AM - 05:30 AM	57.2	56.7	08:05 AM - 08:10 AM	57.3	56.4
02:50 AM - 02:55 AM	57.1	56.6	05:30 AM - 05:35 AM	57.1	56.6	08:10 AM - 08:15 AM	57.5	56.2
02:55 AM - 03:00 AM	56.9	56.5	05:35 AM - 05:40 AM	57.1	56.6	08:15 AM - 08:20 AM	56.8	56.2
03:00 AM - 03:05 AM	57.0	56.6	05:40 AM - 05:45 AM	57.3	56.8	08:20 AM - 08:25 AM	56.6	56.0
03:05 AM - 03:10 AM	57.0	56.6	05:45 AM - 05:50 AM	57.9	56.8	08:25 AM - 08:30 AM	56.3	55.8
03:10 AM - 03:15 AM	56.9	56.5	05:50 AM - 05:55 AM	57.6	56.9	08:30 AM - 08:35 AM	56.4	55.8
03:15 AM - 03:20 AM	57.1	56.7	05:55 AM - 06:00 AM	58.0	57.0	08:35 AM - 08:40 AM	56.3	55.6
03:20 AM - 03:25 AM	57.5	57.0	06:00 AM - 06:05 AM	57.7	57.0	08:40 AM - 08:45 AM	56.3	55.6
03:25 AM - 03:30 AM	57.3	56.8	06:05 AM - 06:10 AM	58.0	57.0	08:45 AM - 08:50 AM	56.4	55.5
03:30 AM - 03:35 AM	57.2	56.7	06:10 AM - 06:15 AM	59.7	57.4	08:50 AM - 08:55 AM	56.2	55.6
03:35 AM - 03:40 AM	57.1	56.7	06:15 AM - 06:20 AM	59.5	57.3	08:55 AM - 09:00 AM	56.7	55.9
03:40 AM - 03:45 AM	57.2	56.7	06:20 AM - 06:25 AM	58.9	57.0	09:00 AM - 09:05 AM	56.4	55.8
03:45 AM - 03:50 AM	57.2	56.8	06:25 AM - 06:30 AM	58.2	56.7	09:05 AM - 09:10 AM	56.6	56.0
03:50 AM - 03:55 AM	57.2	56.7	06:30 AM - 06:35 AM	59.2	56.8	09:10 AM - 09:15 AM	56.9	56.0
03:55 AM - 04:00 AM	57.2	56.7	06:35 AM - 06:40 AM	58.6	56.8	09:15 AM - 09:20 AM	57.2	56.3
04:00 AM - 04:05 AM	57.0	56.5	06:40 AM - 06:45 AM	62.2	57.4	09:20 AM - 09:25 AM	57.1	56.1
04:05 AM - 04:10 AM	58.0	56.9	06:45 AM - 06:50 AM	63.5	57.1	09:25 AM - 09:30 AM	56.9	56.1
04:10 AM - 04:15 AM	57.5	56.9	06:50 AM - 06:55 AM	61.1	56.9	09:30 AM - 09:35 AM	56.5	55.8
04:15 AM - 04:20 AM	57.4	57.0	06:55 AM - 07:00 AM	62.7	56.9	09:35 AM - 09:40 AM	56.2	55.5
04:20 AM - 04:25 AM	58.3	56.9	07:00 AM - 07:05 AM	58.0	56.5	09:40 AM - 09:45 AM	56.7	55.9
04:25 AM - 04:30 AM	57.2	56.7	07:05 AM - 07:10 AM	57.4	56.5	09:45 AM - 09:50 AM	56.0	55.4
04:30 AM - 04:35 AM	56.9	56.4	07:10 AM - 07:15 AM	58.4	57.0	09:50 AM - 09:55 AM	56.0	55.2
04:35 AM - 04:40 AM	56.6	56.1	07:15 AM - 07:20 AM	57.0	56.2	09:55 AM - 10:00 AM	56.5	55.9

The above results are valid only for the analyzed/tested sample(s) as indicated in this report. No part of this report or certificate may be reproduced in any form without written consent from the Laboratory. ALS Laboratory Group (Thailand) strongly recommends that this report is not reproduced except in full.

Approved by
Sarayuth Jittranont
Assistant General Manager

ADDRESS 104 Phatthanakan 40, Phatthanakan Rd., Khwaeng Phatthanakan, Khet Suan Luang, Bangkok 10250 Thailand | PHONE +66 0 2760 3000 | FAX +66 0 2760 3197
ALS LABORATORY GROUP (THAILAND) CO., LTD. An ALS Limited Company

Life Sciences www.alsglobal.com
RIGHT SOLUTIONS RIGHT PARTNER

Analysis / Test Report

Client : Gulf NLL2 Co., Ltd.
399 Moo 3, Nong La Lork, Ban Khai, Rayong Thailand 21120
P/O : 4210901773
Project Name : Monitoring EIA
Project Location : GNLL2

Lot ID: 23125132
Date Received :Nov 16, 2023
Date Reported :Nov 21, 2023
Report Number : 2840927-1

Sample Number 23125132-10
Parameter Noise Level (Leq 5 min)
Location N2 : พื้นที่โครงการ (บริเวณริมรั้วโครงการด้านทิศตะวันตก) (GPS 47P 0744656, 1419366)
Measurement Date Nov 11 - Nov 12, 2023
Measurement by Norranon Tathongkham
Sound Level meter Serial No. 00734225

Nov 11, 2023 Time	Leq dB(A)	L90 dB(A)	Nov 11, 2023 Time	Leq dB(A)	L90 dB(A)	Nov 11, 2023 Time	Leq dB(A)	L90 dB(A)
10:00 AM - 10:05 AM	56.1	55.6	12:40 PM - 12:45 PM	60.7	59.3	03:20 PM - 03:25 PM	57.1	56.5
10:05 AM - 10:10 AM	55.8	54.9	12:45 PM - 12:50 PM	58.7	57.9	03:25 PM - 03:30 PM	56.7	56.2
10:10 AM - 10:15 AM	55.6	54.9	12:50 PM - 12:55 PM	58.1	57.1	03:30 PM - 03:35 PM	57.2	56.3
10:15 AM - 10:20 AM	55.4	54.8	12:55 PM - 01:00 PM	56.6	56.1	03:35 PM - 03:40 PM	57.4	56.3
10:20 AM - 10:25 AM	55.8	55.0	01:00 PM - 01:05 PM	56.6	56.1	03:40 PM - 03:45 PM	57.8	56.5
10:25 AM - 10:30 AM	55.6	54.9	01:05 PM - 01:10 PM	56.5	56.1	03:45 PM - 03:50 PM	57.6	56.6
10:30 AM - 10:35 AM	55.5	54.9	01:10 PM - 01:15 PM	56.8	56.1	03:50 PM - 03:55 PM	57.1	56.5
10:35 AM - 10:40 AM	55.8	55.1	01:15 PM - 01:20 PM	56.8	56.2	03:55 PM - 04:00 PM	57.6	56.8
10:40 AM - 10:45 AM	55.9	55.3	01:20 PM - 01:25 PM	58.5	56.0	04:00 PM - 04:05 PM	57.3	56.8
10:45 AM - 10:50 AM	55.2	54.5	01:25 PM - 01:30 PM	61.9	56.4	04:05 PM - 04:10 PM	58.7	57.1
10:50 AM - 10:55 AM	55.1	54.5	01:30 PM - 01:35 PM	62.5	57.7	04:10 PM - 04:15 PM	58.8	57.6
10:55 AM - 11:00 AM	55.3	54.6	01:35 PM - 01:40 PM	58.9	56.3	04:15 PM - 04:20 PM	58.2	57.2
11:00 AM - 11:05 AM	55.1	54.2	01:40 PM - 01:45 PM	56.4	56.0	04:20 PM - 04:25 PM	58.0	57.1
11:05 AM - 11:10 AM	56.3	54.4	01:45 PM - 01:50 PM	56.7	56.1	04:25 PM - 04:30 PM	57.7	57.1
11:10 AM - 11:15 AM	55.0	54.0	01:50 PM - 01:55 PM	56.8	56.3	04:30 PM - 04:35 PM	57.7	57.2
11:15 AM - 11:20 AM	56.0	54.6	01:55 PM - 02:00 PM	57.1	56.4	04:35 PM - 04:40 PM	57.6	57.2
11:20 AM - 11:25 AM	54.8	54.1	02:00 PM - 02:05 PM	57.1	56.5	04:40 PM - 04:45 PM	58.1	57.5
11:25 AM - 11:30 AM	55.2	54.6	02:05 PM - 02:10 PM	60.5	56.4	04:45 PM - 04:50 PM	59.6	57.9
11:30 AM - 11:35 AM	55.7	54.9	02:10 PM - 02:15 PM	64.0	58.5	04:50 PM - 04:55 PM	59.8	58.4
11:35 AM - 11:40 AM	57.2	54.8	02:15 PM - 02:20 PM	62.2	56.7	04:55 PM - 05:00 PM	60.3	58.7
11:40 AM - 11:45 AM	57.5	55.0	02:20 PM - 02:25 PM	57.1	56.2	05:00 PM - 05:05 PM	59.9	57.8
11:45 AM - 11:50 AM	56.0	55.1	02:25 PM - 02:30 PM	56.9	56.3	05:05 PM - 05:10 PM	58.1	57.6
11:50 AM - 11:55 AM	57.5	54.8	02:30 PM - 02:35 PM	56.6	55.9	05:10 PM - 05:15 PM	58.0	57.4
11:55 AM - 12:00 PM	59.3	55.4	02:35 PM - 02:40 PM	56.5	56.0	05:15 PM - 05:20 PM	58.0	57.5
12:00 PM - 12:05 PM	66.9	65.1	02:40 PM - 02:45 PM	56.9	56.1	05:20 PM - 05:25 PM	57.7	57.3
12:05 PM - 12:10 PM	65.0	64.3	02:45 PM - 02:50 PM	57.1	56.3	05:25 PM - 05:30 PM	57.7	57.3
12:10 PM - 12:15 PM	65.3	64.5	02:50 PM - 02:55 PM	57.5	56.2	05:30 PM - 05:35 PM	57.7	57.2
12:15 PM - 12:20 PM	63.9	62.6	02:55 PM - 03:00 PM	58.2	57.4	05:35 PM - 05:40 PM	58.0	57.4
12:20 PM - 12:25 PM	62.3	60.7	03:00 PM - 03:05 PM	57.5	56.8	05:40 PM - 05:45 PM	60.0	58.0
12:25 PM - 12:30 PM	65.0	59.8	03:05 PM - 03:10 PM	57.3	56.4	05:45 PM - 05:50 PM	59.7	58.2
12:30 PM - 12:35 PM	65.5	59.5	03:10 PM - 03:15 PM	61.6	56.2	05:50 PM - 05:55 PM	59.2	58.0
12:35 PM - 12:40 PM	60.6	58.8	03:15 PM - 03:20 PM	57.1	56.3	05:55 PM - 06:00 PM	57.9	57.5

Approved by
Sarayuth Jittranont
Assistant General Manager

ADDRESS 104 Phatthanakan 40, Phatthanakan Rd., Khwaeng Phatthanakan, Khet Suan Luang, Bangkok 10250 Thailand | PHONE +66 0 2760 3000 | FAX +66 0 2760 3197
ALS LABORATORY GROUP (THAILAND) CO., LTD. An ALS Limited Company

Life Sciences www.alsglobal.com
RIGHT SOLUTIONS RIGHT PARTNER

Analysis / Test Report

Client : Gulf NLL2 Co., Ltd.
399 Moo 3, Nong La Lork, Ban Khai, Rayong Thailand 21120
P/O : 4210901773
Project Name : Monitoring EIA
Project Location : GNLL2

Lot ID: 23125132
Date Received :Nov 16, 2023
Date Reported :Nov 21, 2023
Report Number : 2840927-1

Sample Number 23125132-10
Parameter Noise Level (Leq 5 min)
Location N2 : พื้นที่โครงการ (บริเวณริมรั้วโครงการด้านทิศตะวันตก) (GPS 47P 0744656, 1419366)
Measurement Date Nov 11 - Nov 12, 2023
Measurement by Norranon Tathongkham
Sound Level meter Serial No. 00734225

Nov 11, 2023 Time	Leq dB(A)	L90 dB(A)	Nov 11, 2023 Time	Leq dB(A)	L90 dB(A)	Nov 11 - Nov 12, 2023 Time	Leq dB(A)	L90 dB(A)
06:00 PM - 06:05 PM	57.7	57.4	08:40 PM - 08:45 PM	59.1	58.6	11:20 PM - 11:25 PM	59.1	58.5
06:05 PM - 06:10 PM	58.0	57.5	08:45 PM - 08:50 PM	59.2	58.7	11:25 PM - 11:30 PM	59.3	58.8
06:10 PM - 06:15 PM	58.1	57.6	08:50 PM - 08:55 PM	59.2	58.7	11:30 PM - 11:35 PM	59.1	58.6
06:15 PM - 06:20 PM	58.0	57.6	08:55 PM - 09:00 PM	59.0	58.5	11:35 PM - 11:40 PM	59.2	58.6
06:20 PM - 06:25 PM	59.7	57.8	09:00 PM - 09:05 PM	59.8	59.0	11:40 PM - 11:45 PM	59.1	58.5
06:25 PM - 06:30 PM	60.7	57.8	09:05 PM - 09:10 PM	60.3	59.7	11:45 PM - 11:50 PM	59.0	58.5
06:30 PM - 06:35 PM	58.2	57.7	09:10 PM - 09:15 PM	61.2	59.2	11:50 PM - 11:55 PM	58.8	58.3
06:35 PM - 06:40 PM	59.6	58.4	09:15 PM - 09:20 PM	59.9	59.4	11:55 PM - 12:00 AM	59.0	58.4
06:40 PM - 06:45 PM	59.4	58.6	09:20 PM - 09:25 PM	60.0	59.4	12:00 AM - 12:05 AM	59.3	58.7
06:45 PM - 06:50 PM	59.2	58.3	09:25 PM - 09:30 PM	60.1	59.5	12:05 AM - 12:10 AM	59.5	58.9
06:50 PM - 06:55 PM	60.0	58.2	09:30 PM - 09:35 PM	59.5	58.9	12:10 AM - 12:15 AM	59.4	58.8
06:55 PM - 07:00 PM	58.4	57.8	09:35 PM - 09:40 PM	59.2	58.6	12:15 AM - 12:20 AM	59.4	58.8
07:00 PM - 07:05 PM	58.6	58.0	09:40 PM - 09:45 PM	59.0	58.5	12:20 AM - 12:25 AM	59.2	58.6
07:05 PM - 07:10 PM	58.5	58.0	09:45 PM - 09:50 PM	59.2	58.7	12:25 AM - 12:30 AM	59.5	59.0
07:10 PM - 07:15 PM	58.3	57.8	09:50 PM - 09:55 PM	59.2	58.6	12:30 AM - 12:35 AM	59.3	58.7
07:15 PM - 07:20 PM	58.0	57.6	09:55 PM - 10:00 PM	58.6	58.1	12:35 AM - 12:40 AM	59.0	58.3
07:20 PM - 07:25 PM	58.1	57.7	10:00 PM - 10:05 PM	58.7	58.2	12:40 AM - 12:45 AM	58.9	58.3
07:25 PM - 07:30 PM	58.3	57.7	10:05 PM - 10:10 PM	58.9	58.2	12:45 AM - 12:50 AM	59.2	58.6
07:30 PM - 07:35 PM	58.4	57.9	10:10 PM - 10:15 PM	59.1	58.6	12:50 AM - 12:55 AM	59.1	58.4
07:35 PM - 07:40 PM	58.7	58.1	10:15 PM - 10:20 PM	59.1	58.5	12:55 AM - 01:00 AM	59.3	58.6
07:40 PM - 07:45 PM	58.5	58.0	10:20 PM - 10:25 PM	58.8	58.3	01:00 AM - 01:05 AM	59.2	58.5
07:45 PM - 07:50 PM	58.6	58.1	10:25 PM - 10:30 PM	59.4	58.4	01:05 AM - 01:10 AM	59.1	58.4
07:50 PM - 07:55 PM	58.5	58.1	10:30 PM - 10:35 PM	59.3	58.8	01:10 AM - 01:15 AM	59.0	58.3
07:55 PM - 08:00 PM	58.6	58.1	10:35 PM - 10:40 PM	59.2	58.8	01:15 AM - 01:20 AM	58.9	58.3
08:00 PM - 08:05 PM	58.6	58.1	10:40 PM - 10:45 PM	59.4	58.8	01:20 AM - 01:25 AM	58.7	58.1
08:05 PM - 08:10 PM	59.3	58.3	10:45 PM - 10:50 PM	59.1	58.6	01:25 AM - 01:30 AM	58.6	58.0
08:10 PM - 08:15 PM	58.7	58.3	10:50 PM - 10:55 PM	59.0	58.4	01:30 AM - 01:35 AM	58.7	58.0
08:15 PM - 08:20 PM	58.8	58.3	10:55 PM - 11:00 PM	58.9	58.3	01:35 AM - 01:40 AM	58.7	58.1
08:20 PM - 08:25 PM	59.0	58.5	11:00 PM - 11:05 PM	59.1	58.5	01:40 AM - 01:45 AM	58.6	58.0
08:25 PM - 08:30 PM	59.0	58.4	11:05 PM - 11:10 PM	59.2	58.5	01:45 AM - 01:50 AM	59.0	58.3
08:30 PM - 08:35 PM	58.9	58.4	11:10 PM - 11:15 PM	59.3	58.7	01:50 AM - 01:55 AM	58.8	58.1
08:35 PM - 08:40 PM	59.2	58.7	11:15 PM - 11:20 PM	58.9	58.4	01:55 AM - 02:00 AM	58.9	58.1

Approved by
Sarayuth Jittranont
Assistant General Manager

ADDRESS 104 Phatthanakan 40, Phatthanakan Rd., Khwaeng Phatthanakan, Khet Suan Luang, Bangkok 10250 Thailand | PHONE +66 0 2760 3000 | FAX +66 0 2760 3197
ALS LABORATORY GROUP (THAILAND) CO., LTD. An ALS Limited Company

Life Sciences www.alsglobal.com
RIGHT SOLUTIONS RIGHT PARTNER

Analysis / Test Report

Client : Gulf NLL2 Co., Ltd.
399 Moo 3, Nong La Lork, Ban Khai, Rayong Thailand 21120
P/O : 4210901773
Project Name : Monitoring EIA
Project Location : GNLL2

Lot ID: 23125132
Date Received :Nov 16, 2023
Date Reported :Nov 21, 2023
Report Number : 2840927-1

Sample Number 23125132-10
Parameter Noise Level (Leq 5 min)
Location N2 : พื้นที่โครงการ (บริเวณริมรั้วโครงการด้านทิศตะวันตก) (GPS 47P 0744656, 1419366)
Measurement Date Nov 11 - Nov 12, 2023
Measurement by Norranon Tathongkham
Sound Level meter Serial No. 00734225

Nov 12, 2023 Time	Leq dB(A)	L90 dB(A)	Nov 12, 2023 Time	Leq dB(A)	L90 dB(A)	Nov 12, 2023 Time	Leq dB(A)	L90 dB(A)
02:00 AM - 02:05 AM	58.8	58.2	04:40 AM - 04:45 AM	59.1	58.4	07:20 AM - 07:25 AM	58.4	57.8
02:05 AM - 02:10 AM	58.8	58.2	04:45 AM - 04:50 AM	59.2	58.3	07:25 AM - 07:30 AM	58.6	57.8
02:10 AM - 02:15 AM	59.6	58.3	04:50 AM - 04:55 AM	60.2	58.7	07:30 AM - 07:35 AM	58.0	57.3
02:15 AM - 02:20 AM	60.3	58.5	04:55 AM - 05:00 AM	59.9	58.5	07:35 AM - 07:40 AM	58.2	57.5
02:20 AM - 02:25 AM	60.8	58.9	05:00 AM - 05:05 AM	58.9	58.4	07:40 AM - 07:45 AM	58.1	57.5
02:25 AM - 02:30 AM	60.8	58.9	05:05 AM - 05:10 AM	59.1	58.5	07:45 AM - 07:50 AM	58.1	57.5
02:30 AM - 02:35 AM	61.0	58.9	05:10 AM - 05:15 AM	60.1	58.9	07:50 AM - 07:55 AM	58.4	57.6
02:35 AM - 02:40 AM	61.1	58.9	05:15 AM - 05:20 AM	59.3	58.6	07:55 AM - 08:00 AM	58.1	57.5
02:40 AM - 02:45 AM	60.2	58.4	05:20 AM - 05:25 AM	59.1	58.5	08:00 AM - 08:05 AM	58.1	57.4
02:45 AM - 02:50 AM	60.7	58.7	05:25 AM - 05:30 AM	59.0	58.3	08:05 AM - 08:10 AM	58.0	57.4
02:50 AM - 02:55 AM	60.4	58.6	05:30 AM - 05:35 AM	59.1	58.5	08:10 AM - 08:15 AM	57.8	57.3
02:55 AM - 03:00 AM	60.7	58.8	05:35 AM - 05:40 AM	59.0	58.3	08:15 AM - 08:20 AM	57.9	57.3
03:00 AM - 03:05 AM	60.4	58.5	05:40 AM - 05:45 AM	58.8	58.0	08:20 AM - 08:25 AM	57.7	57.0
03:05 AM - 03:10 AM	60.4	58.8	05:45 AM - 05:50 AM	58.9	58.3	08:25 AM - 08:30 AM	57.6	56.8
03:10 AM - 03:15 AM	60.4	58.8	05:50 AM - 05:55 AM	58.9	58.3	08:30 AM - 08:35 AM	57.6	57.0
03:15 AM - 03:20 AM	59.5	58.5	05:55 AM - 06:00 AM	59.0	58.5	08:35 AM - 08:40 AM	57.7	57.0
03:20 AM - 03:25 AM	60.1	58.9	06:00 AM - 06:05 AM	59.1	58.4	08:40 AM - 08:45 AM	57.8	57.2
03:25 AM - 03:30 AM	60.2	58.8	06:05 AM - 06:10 AM	59.1	58.3	08:45 AM - 08:50 AM	57.8	57.2
03:30 AM - 03:35 AM	60.2	58.6	06:10 AM - 06:15 AM	58.7	58.0	08:50 AM - 08:55 AM	57.7	57.0
03:35 AM - 03:40 AM	60.1	58.6	06:15 AM - 06:20 AM	58.7	58.1	08:55 AM - 09:00 AM	57.8	57.0
03:40 AM - 03:45 AM	60.3	58.8	06:20 AM - 06:25 AM	58.5	57.7	09:00 AM - 09:05 AM	57.8	57.0
03:45 AM - 03:50 AM	60.4	58.9	06:25 AM - 06:30 AM	58.5	57.9	09:05 AM - 09:10 AM	57.9	57.3
03:50 AM - 03:55 AM	60.1	58.6	06:30 AM - 06:35 AM	58.8	57.9	09:10 AM - 09:15 AM	57.5	56.8
03:55 AM - 04:00 AM	61.0	59.2	06:35 AM - 06:40 AM	58.4	57.8	09:15 AM - 09:20 AM	58.0	57.2
04:00 AM - 04:05 AM	60.6	58.6	06:40 AM - 06:45 AM	59.1	57.9	09:20 AM - 09:25 AM	57.8	57.0
04:05 AM - 04:10 AM	60.3	58.4	06:45 AM - 06:50 AM	60.7	57.9	09:25 AM - 09:30 AM	57.5	56.9
04:10 AM - 04:15 AM	60.1	58.4	06:50 AM - 06:55 AM	59.4	57.7	09:30 AM - 09:35 AM	57.2	56.5
04:15 AM - 04:20 AM	59.9	58.3	06:55 AM - 07:00 AM	59.2	58.1	09:35 AM - 09:40 AM	57.3	56.6
04:20 AM - 04:25 AM	60.6	58.8	07:00 AM - 07:05 AM	59.3	58.4	09:40 AM - 09:45 AM	57.1	56.3
04:25 AM - 04:30 AM	59.5	58.3	07:05 AM - 07:10 AM	59.0	58.4	09:45 AM - 09:50 AM	57.7	57.1
04:30 AM - 04:35 AM	59.1	58.2	07:10 AM - 07:15 AM	58.8	58.2	09:50 AM - 09:55 AM	57.7	57.0
04:35 AM - 04:40 AM	59.0	58.3	07:15 AM - 07:20 AM	58.5	57.9	09:55 AM - 10:00 AM	57.5	56.9

Approved by
Sarayuth Jittranont
Assistant General Manager

ADDRESS 104 Phatthanakan 40, Phatthanakan Rd., Khwaeng Phatthanakan, Khet Suan Luang, Bangkok 10250 Thailand | PHONE +66 0 2760 3000 | FAX +66 0 2760 3197
ALS LABORATORY GROUP (THAILAND) CO., LTD. An ALS Limited Company

Life Sciences www.alsglobal.com
RIGHT SOLUTIONS RIGHT PARTNER

Analysis / Test Report

Client : Gulf NLL2 Co., Ltd.
399 Moo 3, Nong La Lork, Ban Khai, Rayong Thailand 21120
P/O : 4210901773
Project Name : Monitoring EIA
Project Location : GNLL2

Lot ID: 23125132
Date Received :Nov 16, 2023
Date Reported :Nov 21, 2023
Report Number : 2840928-1

Sample Number 23125132-11
Parameter Noise Level (Leq 5 min)
Location N2 : พื้นที่โครงการ (บริเวณริมรั้วโครงการด้านทิศตะวันตก) (GPS 47P 0744656, 1419366)
Measurement Date Nov 12 - Nov 13, 2023
Measurement by Norranon Tathongkham
Sound Level meter Serial No. 00734225

Nov 12, 2023 Time	Leq dB(A)	L90 dB(A)	Nov 12, 2023 Time	Leq dB(A)	L90 dB(A)	Nov 12, 2023 Time	Leq dB(A)	L90 dB(A)
10:00 AM - 10:05 AM	57.5	56.9	12:40 PM - 12:45 PM	57.3	56.7	03:20 PM - 03:25 PM	57.8	57.1
10:05 AM - 10:10 AM	57.7	57.1	12:45 PM - 12:50 PM	57.5	56.7	03:25 PM - 03:30 PM	57.3	56.6
10:10 AM - 10:15 AM	57.4	56.9	12:50 PM - 12:55 PM	57.0	56.5	03:30 PM - 03:35 PM	57.4	56.9
10:15 AM - 10:20 AM	57.3	56.6	12:55 PM - 01:00 PM	57.9	56.9	03:35 PM - 03:40 PM	57.4	56.7
10:20 AM - 10:25 AM	57.1	56.5	01:00 PM - 01:05 PM	57.1	56.5	03:40 PM - 03:45 PM	58.5	57.1
10:25 AM - 10:30 AM	57.1	56.3	01:05 PM - 01:10 PM	56.8	56.3	03:45 PM - 03:50 PM	57.3	56.6
10:30 AM - 10:35 AM	57.3	56.3	01:10 PM - 01:15 PM	57.1	56.3	03:50 PM - 03:55 PM	57.4	56.4
10:35 AM - 10:40 AM	57.0	55.9	01:15 PM - 01:20 PM	57.4	56.7	03:55 PM - 04:00 PM	57.4	56.7
10:40 AM - 10:45 AM	57.5	55.9	01:20 PM - 01:25 PM	57.2	56.7	04:00 PM - 04:05 PM	57.2	56.7
10:45 AM - 10:50 AM	56.8	56.0	01:25 PM - 01:30 PM	57.3	56.8	04:05 PM - 04:10 PM	58.2	57.1
10:50 AM - 10:55 AM	57.0	56.4	01:30 PM - 01:35 PM	57.4	56.9	04:10 PM - 04:15 PM	57.5	56.7
10:55 AM - 11:00 AM	56.9	56.1	01:35 PM - 01:40 PM	57.3	56.6	04:15 PM - 04:20 PM	57.5	56.8
11:00 AM - 11:05 AM	56.9	56.2	01:40 PM - 01:45 PM	57.3	56.7	04:20 PM - 04:25 PM	57.4	56.8
11:05 AM - 11:10 AM	57.8	56.3	01:45 PM - 01:50 PM	57.4	56.8	04:25 PM - 04:30 PM	57.8	56.8
11:10 AM - 11:15 AM	57.8	56.3	01:50 PM - 01:55 PM	57.1	56.6	04:30 PM - 04:35 PM	57.5	56.9
11:15 AM - 11:20 AM	56.8	56.0	01:55 PM - 02:00 PM	57.1	56.5	04:35 PM - 04:40 PM	57.6	56.8
11:20 AM - 11:25 AM	56.8	56.0	02:00 PM - 02:05 PM	57.4	56.7	04:40 PM - 04:45 PM	58.6	57.8
11:25 AM - 11:30 AM	57.3	56.4	02:05 PM - 02:10 PM	57.2	56.4	04:45 PM - 04:50 PM	61.9	59.2
11:30 AM - 11:35 AM	57.0	56.4	02:10 PM - 02:15 PM	57.0	56.4	04:50 PM - 04:55 PM	62.7	61.6
11:35 AM - 11:40 AM	57.0	56.3	02:15 PM - 02:20 PM	56.8	56.3	04:55 PM - 05:00 PM	62.2	61.7
11:40 AM - 11:45 AM	57.3	56.4	02:20 PM - 02:25 PM	57.1	56.5	05:00 PM - 05:05 PM	62.2	61.8
11:45 AM - 11:50 AM	57.1	56.5	02:25 PM - 02:30 PM	57.1	56.6	05:05 PM - 05:10 PM	61.7	61.2
11:50 AM - 11:55 AM	56.8	55.6	02:30 PM - 02:35 PM	56.9	56.2	05:10 PM - 05:15 PM	61.4	60.7
11:55 AM - 12:00 PM	57.8	56.8	02:35 PM - 02:40 PM	57.0	56.4	05:15 PM - 05:20 PM	60.8	60.2
12:00 PM - 12:05 PM	57.2	56.6	02:40 PM - 02:45 PM	57.3	56.6	05:20 PM - 05:25 PM	61.1	60.2
12:05 PM - 12:10 PM	57.3	56.7	02:45 PM - 02:50 PM	57.2	56.5	05:25 PM - 05:30 PM	61.0	59.7
12:10 PM - 12:15 PM	57.5	56.9	02:50 PM - 02:55 PM	57.4	56.8	05:30 PM - 05:35 PM	59.7	59.1
12:15 PM - 12:20 PM	57.1	56.5	02:55 PM - 03:00 PM	57.2	56.5	05:35 PM - 05:40 PM	59.2	58.2
12:20 PM - 12:25 PM	57.1	56.6	03:00 PM - 03:05 PM	57.2	56.5	05:40 PM - 05:45 PM	58.5	58.0
12:25 PM - 12:30 PM	57.3	56.6	03:05 PM - 03:10 PM	57.3	56.9	05:45 PM - 05:50 PM	58.6	58.2
12:30 PM - 12:35 PM	57.1	56.6	03:10 PM - 03:15 PM	57.2	56.6	05:50 PM - 05:55 PM	58.6	58.2
12:35 PM - 12:40 PM	57.1	56.4	03:15 PM - 03:20 PM	57.3	56.6	05:55 PM - 06:00 PM	58.3	57.8

The above results are valid only for the analyzed/tested sample(s) as indicated in this report. No part of this report or certificate may be reproduced in any form without written consent from the Laboratory. ALS Laboratory Group (Thailand) strongly recommends that this report is not reproduced except in full.

Approved by
Sarayuth Jittranont
Assistant General Manager

ADDRESS 104 Phatthanakan 40, Phatthanakan Rd., Khwaeng Phatthanakan, Khet Suan Luang, Bangkok 10250 Thailand | PHONE +66 0 2760 3000 | FAX +66 0 2760 3197
ALS LABORATORY GROUP (THAILAND) CO., LTD. An ALS Limited Company

www.alsglobal.com
RIGHT SOLUTIONS RIGHT PARTNER

Analysis / Test Report

Client : Gulf NLL2 Co., Ltd.
399 Moo 3, Nong La Lork, Ban Khai, Rayong Thailand 21120
P/O : 4210901773
Project Name : Monitoring EIA
Project Location : GNLL2

Lot ID: 23125132
Date Received :Nov 16, 2023
Date Reported :Nov 21, 2023
Report Number : 2840928-1

Sample Number 23125132-11
Parameter Noise Level (Leq 5 min)
Location N2 : พื้นที่โครงการ (บริเวณริมรั้วโครงการด้านทิศตะวันตก) (GPS 47P 0744656, 1419366)
Measurement Date Nov 12 - Nov 13, 2023
Measurement by Norranon Tathongkham
Sound Level meter Serial No. 00734225

Nov 12, 2023 Time	Leq dB(A)	L90 dB(A)	Nov 12, 2023 Time	Leq dB(A)	L90 dB(A)	Nov 12 - Nov 13, 2023 Time	Leq dB(A)	L90 dB(A)
06:00 PM - 06:05 PM	58.2	57.8	08:40 PM - 08:45 PM	59.2	57.9	11:20 PM - 11:25 PM	59.7	58.4
06:05 PM - 06:10 PM	58.0	57.5	08:45 PM - 08:50 PM	59.7	58.4	11:25 PM - 11:30 PM	59.6	58.7
06:10 PM - 06:15 PM	58.0	57.5	08:50 PM - 08:55 PM	59.5	58.1	11:30 PM - 11:35 PM	59.5	58.6
06:15 PM - 06:20 PM	57.8	57.3	08:55 PM - 09:00 PM	59.6	58.2	11:35 PM - 11:40 PM	59.3	58.5
06:20 PM - 06:25 PM	57.9	57.4	09:00 PM - 09:05 PM	59.7	58.9	11:40 PM - 11:45 PM	59.2	58.1
06:25 PM - 06:30 PM	58.2	57.8	09:05 PM - 09:10 PM	59.4	58.6	11:45 PM - 11:50 PM	59.4	58.4
06:30 PM - 06:35 PM	58.2	57.8	09:10 PM - 09:15 PM	59.5	58.5	11:50 PM - 11:55 PM	59.2	58.1
06:35 PM - 06:40 PM	58.3	57.8	09:15 PM - 09:20 PM	59.2	58.4	11:55 PM - 12:00 AM	59.3	58.2
06:40 PM - 06:45 PM	58.4	58.0	09:20 PM - 09:25 PM	59.0	58.3	12:00 AM - 12:05 AM	59.4	58.7
06:45 PM - 06:50 PM	58.5	58.0	09:25 PM - 09:30 PM	58.9	58.5	12:05 AM - 12:10 AM	59.3	58.2
06:50 PM - 06:55 PM	58.3	57.8	09:30 PM - 09:35 PM	58.6	57.7	12:10 AM - 12:15 AM	59.4	58.7
06:55 PM - 07:00 PM	58.4	57.8	09:35 PM - 09:40 PM	59.2	57.9	12:15 AM - 12:20 AM	59.3	58.4
07:00 PM - 07:05 PM	58.3	57.7	09:40 PM - 09:45 PM	59.5	57.9	12:20 AM - 12:25 AM	59.3	58.2
07:05 PM - 07:10 PM	57.9	57.3	09:45 PM - 09:50 PM	60.6	58.3	12:25 AM - 12:30 AM	60.6	58.6
07:10 PM - 07:15 PM	58.0	57.3	09:50 PM - 09:55 PM	59.5	58.1	12:30 AM - 12:35 AM	60.0	58.1
07:15 PM - 07:20 PM	59.1	57.8	09:55 PM - 10:00 PM	59.4	58.4	12:35 AM - 12:40 AM	58.3	57.7
07:20 PM - 07:25 PM	59.2	58.1	10:00 PM - 10:05 PM	59.4	58.6	12:40 AM - 12:45 AM	58.4	57.9
07:25 PM - 07:30 PM	58.7	58.0	10:05 PM - 10:10 PM	59.4	58.2	12:45 AM - 12:50 AM	58.6	58.1
07:30 PM - 07:35 PM	58.7	58.1	10:10 PM - 10:15 PM	59.5	58.5	12:50 AM - 12:55 AM	58.3	57.8
07:35 PM - 07:40 PM	58.5	57.7	10:15 PM - 10:20 PM	59.4	58.7	12:55 AM - 01:00 AM	58.4	57.9
07:40 PM - 07:45 PM	58.4	57.9	10:20 PM - 10:25 PM	59.4	58.5	01:00 AM - 01:05 AM	58.7	58.1
07:45 PM - 07:50 PM	58.4	58.0	10:25 PM - 10:30 PM	59.5	58.9	01:05 AM - 01:10 AM	58.8	58.1
07:50 PM - 07:55 PM	58.5	58.1	10:30 PM - 10:35 PM	59.4	58.2	01:10 AM - 01:15 AM	59.4	58.3
07:55 PM - 08:00 PM	58.7	58.2	10:35 PM - 10:40 PM	59.3	58.3	01:15 AM - 01:20 AM	59.8	58.7
08:00 PM - 08:05 PM	58.6	58.1	10:40 PM - 10:45 PM	59.3	58.1	01:20 AM - 01:25 AM	60.1	58.8
08:05 PM - 08:10 PM	59.2	58.4	10:45 PM - 10:50 PM	59.6	59.0	01:25 AM - 01:30 AM	60.2	58.7
08:10 PM - 08:15 PM	60.9	60.2	10:50 PM - 10:55 PM	59.5	57.9	01:30 AM - 01:35 AM	60.3	58.9
08:15 PM - 08:20 PM	60.4	59.7	10:55 PM - 11:00 PM	59.7	58.4	01:35 AM - 01:40 AM	60.2	58.9
08:20 PM - 08:25 PM	59.4	58.4	11:00 PM - 11:05 PM	59.5	58.7	01:40 AM - 01:45 AM	60.1	58.5
08:25 PM - 08:30 PM	59.3	58.3	11:05 PM - 11:10 PM	59.5	58.5	01:45 AM - 01:50 AM	60.4	58.9
08:30 PM - 08:35 PM	59.5	58.6	11:10 PM - 11:15 PM	59.4	58.5	01:50 AM - 01:55 AM	60.5	59.3
08:35 PM - 08:40 PM	59.3	57.9	11:15 PM - 11:20 PM	59.4	58.7	01:55 AM - 02:00 AM	60.5	58.9

The above results are valid only for the analyzed/tested sample(s) as indicated in this report. No part of this report or certificate may be reproduced in any form without written consent from the Laboratory. ALS Laboratory Group (Thailand) strongly recommends that this report is not reproduced except in full.

Approved by
Sarayuth Jittranont
Assistant General Manager

ADDRESS 104 Phatthanakan 40, Phatthanakan Rd., Khwaeng Phatthanakan, Khet Suan Luang, Bangkok 10250 Thailand | PHONE +66 0 2760 3000 | FAX +66 0 2760 3197
ALS LABORATORY GROUP (THAILAND) CO., LTD. An ALS Limited Company

www.alsglobal.com
RIGHT SOLUTIONS RIGHT PARTNER

Analysis / Test Report

Client : Gulf NLL2 Co., Ltd.
399 Moo 3, Nong La Lork, Ban Khai, Rayong Thailand 21120
P/O : 4210901773
Project Name : Monitoring EIA
Project Location : GNLL2

Lot ID: 23125132
Date Received :Nov 16, 2023
Date Reported :Nov 21, 2023
Report Number : 2840928-1

Sample Number 23125132-11
Parameter Noise Level (Leq 5 min)
Location N2 : พื้นที่โครงการ (บริเวณริมรั้วโครงการด้านทิศตะวันตก) (GPS 47P 0744656, 1419366)
Measurement Date Nov 12 - Nov 13, 2023
Measurement by Norranon Tathongkham
Sound Level meter Serial No. 00734225

Nov 13, 2023 Time	Leq dB(A)	L90 dB(A)	Nov 13, 2023 Time	Leq dB(A)	L90 dB(A)	Nov 13, 2023 Time	Leq dB(A)	L90 dB(A)
02:00 AM - 02:05 AM	59.7	58.3	04:40 AM - 04:45 AM	58.2	57.5	07:20 AM - 07:25 AM	57.9	57.1
02:05 AM - 02:10 AM	60.5	58.9	04:45 AM - 04:50 AM	57.9	57.4	07:25 AM - 07:30 AM	57.8	57.2
02:10 AM - 02:15 AM	60.7	59.3	04:50 AM - 04:55 AM	58.6	57.7	07:30 AM - 07:35 AM	57.6	57.0
02:15 AM - 02:20 AM	60.6	58.9	04:55 AM - 05:00 AM	58.0	57.5	07:35 AM - 07:40 AM	58.1	57.1
02:20 AM - 02:25 AM	60.5	58.9	05:00 AM - 05:05 AM	57.8	57.4	07:40 AM - 07:45 AM	57.9	57.3
02:25 AM - 02:30 AM	60.2	58.6	05:05 AM - 05:10 AM	57.9	57.3	07:45 AM - 07:50 AM	58.6	57.5
02:30 AM - 02:35 AM	60.1	58.5	05:10 AM - 05:15 AM	57.8	57.4	07:50 AM - 07:55 AM	58.9	58.1
02:35 AM - 02:40 AM	59.7	58.2	05:15 AM - 05:20 AM	57.8	57.2	07:55 AM - 08:00 AM	58.5	57.9
02:40 AM - 02:45 AM	59.9	58.5	05:20 AM - 05:25 AM	57.9	57.4	08:00 AM - 08:05 AM	58.9	58.0
02:45 AM - 02:50 AM	59.6	58.4	05:25 AM - 05:30 AM	58.0	57.5	08:05 AM - 08:10 AM	58.6	57.6
02:50 AM - 02:55 AM	59.3	58.1	05:30 AM - 05:35 AM	58.7	57.7	08:10 AM - 08:15 AM	57.8	57.2
02:55 AM - 03:00 AM	59.6	58.3	05:35 AM - 05:40 AM	58.3	57.7	08:15 AM - 08:20 AM	57.6	57.1
03:00 AM - 03:05 AM	59.8	58.6	05:40 AM - 05:45 AM	58.6	57.8	08:20 AM - 08:25 AM	57.5	56.9
03:05 AM - 03:10 AM	59.7	58.5	05:45 AM - 05:50 AM	59.3	57.9	08:25 AM - 08:30 AM	57.2	56.6
03:10 AM - 03:15 AM	59.6	58.5	05:50 AM - 05:55 AM	58.7	58.1	08:30 AM - 08:35 AM	57.4	56.8
03:15 AM - 03:20 AM	59.7	58.3	05:55 AM - 06:00 AM	59.0	58.1	08:35 AM - 08:40 AM	59.4	56.8
03:20 AM - 03:25 AM	59.6	58.5	06:00 AM - 06:05 AM	61.4	58.2	08:40 AM - 08:45 AM	58.0	57.1
03:25 AM - 03:30 AM	59.4	58.3	06:05 AM - 06:10 AM	60.8	58.2	08:45 AM - 08:50 AM	58.8	58.0
03:30 AM - 03:35 AM	59.1	58.2	06:10 AM - 06:15 AM	60.6	58.5	08:50 AM - 08:55 AM	58.4	57.3
03:35 AM - 03:40 AM	59.2	58.2	06:15 AM - 06:20 AM	62.2	58.4	08:55 AM - 09:00 AM	58.1	57.1
03:40 AM - 03:45 AM	58.9	58.1	06:20 AM - 06:25 AM	60.3	58.6	09:00 AM - 09:05 AM	57.6	57.0
03:45 AM - 03:50 AM	59.0	57.9	06:25 AM - 06:30 AM	61.7	58.7	09:05 AM - 09:10 AM	57.7	56.8
03:50 AM - 03:55 AM	59.3	58.2	06:30 AM - 06:35 AM	60.4	57.8	09:10 AM - 09:15 AM	58.4	57.0
03:55 AM - 04:00 AM	59.3	58.2	06:35 AM - 06:40 AM	59.3	57.6	09:15 AM - 09:20 AM	58.3	56.6
04:00 AM - 04:05 AM	59.4	58.3	06:40 AM - 06:45 AM	62.7	58.0	09:20 AM - 09:25 AM	58.2	56.4
04:05 AM - 04:10 AM	59.5	58.3	06:45 AM - 06:50 AM	61.4	58.1	09:25 AM - 09:30 AM	57.7	56.6
04:10 AM - 04:15 AM	59.2	58.2	06:50 AM - 06:55 AM	60.8	58.2	09:30 AM - 09:35 AM	57.2	56.2
04:15 AM - 04:20 AM	59.4	58.3	06:55 AM - 07:00 AM	60.6	58.1	09:35 AM - 09:40 AM	57.4	56.6
04:20 AM - 04:25 AM	59.3	58.3	07:00 AM - 07:05 AM	58.9	57.7	09:40 AM - 09:45 AM	57.6	56.3
04:25 AM - 04:30 AM	58.9	58.3	07:05 AM - 07:10 AM	58.0	57.1	09:45 AM - 09:50 AM	56.9	56.2
04:30 AM - 04:35 AM	58.8	58.1	07:10 AM - 07:15 AM	57.5	57.0	09:50 AM - 09:55 AM	57.6	56.3
04:35 AM - 04:40 AM	58.2	57.7	07:15 AM - 07:20 AM	60.1	57.0	09:55 AM - 10:00 AM	57.0	56.3

The above results are valid only for the analyzed/tested sample(s) as indicated in this report. No part of this report or certificate may be reproduced in any form without written consent from the Laboratory. ALS Laboratory Group (Thailand) strongly recommends that this report is not reproduced except in full.

Approved by
Sarayuth Jittranont
Assistant General Manager

ADDRESS 104 Phatthanakan 40, Phatthanakan Rd., Khwaeng Phatthanakan, Khet Suan Luang, Bangkok 10250 Thailand | PHONE +66 0 2760 3000 | FAX +66 0 2760 3197
ALS LABORATORY GROUP (THAILAND) CO., LTD. An ALS Limited Company

www.alsglobal.com
RIGHT SOLUTIONS RIGHT PARTNER

Analysis / Test Report

Client : Gulf NLL2 Co., Ltd.
399 Moo 3, Nong La Lork, Ban Khai, Rayong Thailand 21120
P/O : 4210901773
Project Name : Monitoring EIA
Project Location : GNLL2

Lot ID: 23125132
Date Received :Nov 16, 2023
Date Reported :Nov 21, 2023
Report Number : 2840929-1

Sample Number 23125132-12
Parameter Noise Level (Leq 5 min)
Location N2 : พื้นที่โครงการ (บริเวณริมรั้วโครงการด้านทิศตะวันตก) (GPS 47P 0744656, 1419366)
Measurement Date Nov 13 - Nov 14, 2023
Measurement by Norranon Tathongkham
Sound Level meter Serial No. 00734225

Nov 13, 2023 Time	Leq dB(A)	L90 dB(A)	Nov 13, 2023 Time	Leq dB(A)	L90 dB(A)	Nov 13, 2023 Time	Leq dB(A)	L90 dB(A)
10:00 AM - 10:05 AM	57.3	56.7	12:40 PM - 12:45 PM	58.4	57.1	03:20 PM - 03:25 PM	57.8	57.1
10:05 AM - 10:10 AM	58.0	57.3	12:45 PM - 12:50 PM	58.6	57.4	03:25 PM - 03:30 PM	57.8	56.6
10:10 AM - 10:15 AM	57.2	56.4	12:50 PM - 12:55 PM	57.9	56.4	03:30 PM - 03:35 PM	58.6	56.8
10:15 AM - 10:20 AM	56.6	55.9	12:55 PM - 01:00 PM	58.8	56.7	03:35 PM - 03:40 PM	58.4	57.2
10:20 AM - 10:25 AM	56.7	56.0	01:00 PM - 01:05 PM	59.1	57.3	03:40 PM - 03:45 PM	58.5	57.4
10:25 AM - 10:30 AM	56.4	55.8	01:05 PM - 01:10 PM	58.6	56.5	03:45 PM - 03:50 PM	58.2	57.6
10:30 AM - 10:35 AM	56.5	55.8	01:10 PM - 01:15 PM	57.8	56.4	03:50 PM - 03:55 PM	58.6	57.7
10:35 AM - 10:40 AM	56.1	55.6	01:15 PM - 01:20 PM	56.6	56.0	03:55 PM - 04:00 PM	58.0	57.3
10:40 AM - 10:45 AM	55.9	55.3	01:20 PM - 01:25 PM	56.9	56.3	04:00 PM - 04:05 PM	59.0	57.2
10:45 AM - 10:50 AM	56.5	55.9	01:25 PM - 01:30 PM	56.4	55.9	04:05 PM - 04:10 PM	58.9	57.6
10:50 AM - 10:55 AM	56.8	55.9	01:30 PM - 01:35 PM	57.1	56.2	04:10 PM - 04:15 PM	59.3	57.9
10:55 AM - 11:00 AM	56.4	55.6	01:35 PM - 01:40 PM	57.6	56.3	04:15 PM - 04:20 PM	58.8	57.8
11:00 AM - 11:05 AM	56.5	55.8	01:40 PM - 01:45 PM	57.6	56.5	04:20 PM - 04:25 PM	59.0	58.0
11:05 AM - 11:10 AM	56.7	55.9	01:45 PM - 01:50 PM	59.6	57.1	04:25 PM - 04:30 PM	59.0	58.1
11:10 AM - 11:15 AM	56.4	55.7	01:50 PM - 01:55 PM	57.2	56.5	04:30 PM - 04:35 PM	58.5	57.9
11:15 AM - 11:20 AM	56.3	55.8	01:55 PM - 02:00 PM	57.1	56.3	04:35 PM - 04:40 PM	58.3	57.6
11:20 AM - 11:25 AM	56.3	55.7	02:00 PM - 02:05 PM	56.5	56.0	04:40 PM - 04:45 PM	58.1	57.6
11:25 AM - 11:30 AM	56.0	55.3	02:05 PM - 02:10 PM	56.5	55.8	04:45 PM - 04:50 PM	58.1	57.6
11:30 AM - 11:35 AM	56.4	55.7	02:10 PM - 02:15 PM	57.9	56.7	04:50 PM - 04:55 PM	58.5	58.0
11:35 AM - 11:40 AM	57.9	55.9	02:15 PM - 02:20 PM	57.8	56.8	04:55 PM - 05:00 PM	58.8	58.0
11:40 AM - 11:45 AM	58.7	55.8	02:20 PM - 02:25 PM	57.7	56.9	05:00 PM - 05:05 PM	58.4	57.7
11:45 AM - 11:50 AM	58.4	56.6	02:25 PM - 02:30 PM	58.0	56.3	05:05 PM - 05:10 PM	58.8	58.1
11:50 AM - 11:55 AM	58.3	56.7	02:30 PM - 02:35 PM	58.2	56.8	05:10 PM - 05:15 PM	58.3	57.7
11:55 AM - 12:00 PM	57.0	56.2	02:35 PM - 02:40 PM	57.8	56.4	05:15 PM - 05:20 PM	58.8	57.9
12:00 PM - 12:05 PM	56.6	55.8	02:40 PM - 02:45 PM	57.6	56.8	05:20 PM - 05:25 PM	58.7	57.7
12:05 PM - 12:10 PM	56.8	56.2	02:45 PM - 02:50 PM	56.8	56.3	05:25 PM - 05:30 PM	58.4	57.8
12:10 PM - 12:15 PM	57.3	56.3	02:50 PM - 02:55 PM	57.3	56.5	05:30 PM - 05:35 PM	58.1	57.4
12:15 PM - 12:20 PM	57.2	56.4	02:55 PM - 03:00 PM	57.0	56.4	05:35 PM - 05:40 PM	57.7	57.2
12:20 PM - 12:25 PM	58.1	57.3	03:00 PM - 03:05 PM	57.2	56.5	05:40 PM - 05:45 PM	58.1	57.4
12:25 PM - 12:30 PM	58.1	57.4	03:05 PM - 03:10 PM	57.5	56.6	05:45 PM - 05:50 PM	58.2	57.4
12:30 PM - 12:35 PM	57.9	57.3	03:10 PM - 03:15 PM	57.8	56.9	05:50 PM - 05:55 PM	57.9	57.3
12:35 PM - 12:40 PM	57.6	56.2	03:15 PM - 03:20 PM	57.5	56.8	05:55 PM - 06:00 PM	58.2	57.5

The above results are valid only for the analyzed/tested sample(s) as indicated in this report. No part of this report or certificate may be reproduced in any form without written consent from the Laboratory. ALS Laboratory Group (Thailand) strongly recommends that this report is not reproduced except in full.

Approved by
Sarayuth Jittranont
Assistant General Manager

ADDRESS 104 Phatthanakan 40, Phatthanakan Rd., Khwaeng Phatthanakan, Khet Suan Luang, Bangkok 10250 Thailand | PHONE +66 0 2760 3000 | FAX +66 0 2760 3197
ALS LABORATORY GROUP (THAILAND) CO., LTD. An ALS Limited Company

www.alsglobal.com
RIGHT SOLUTIONS RIGHT PARTNER

Analysis / Test Report

Client : Gulf NLL2 Co., Ltd.
399 Moo 3, Nong La Lork, Ban Khai, Rayong Thailand 21120
P/O : 4210901773
Project Name : Monitoring EIA
Project Location : GNLL2

Lot ID: 23125132
Date Received :Nov 16, 2023
Date Reported :Nov 21, 2023
Report Number : 2840929-1

Sample Number 23125132-12
Parameter Noise Level (Leq 5 min)
Location N2 : พื้นที่โครงการ (บริเวณริมรั้วโครงการด้านทิศตะวันตก) (GPS 47P 0744656, 1419366)
Measurement Date Nov 13 - Nov 14, 2023
Measurement by Norranon Tathongkham
Sound Level meter Serial No. 00734225

Nov 13, 2023 Time	Leq dB(A)	L90 dB(A)	Nov 13, 2023 Time	Leq dB(A)	L90 dB(A)	Nov 13 - Nov 14, 2023 Time	Leq dB(A)	L90 dB(A)
06:00 PM - 06:05 PM	58.4	57.6	08:40 PM - 08:45 PM	59.3	58.5	11:20 PM - 11:25 PM	58.8	58.1
06:05 PM - 06:10 PM	61.1	57.9	08:45 PM - 08:50 PM	59.3	58.2	11:25 PM - 11:30 PM	58.6	57.9
06:10 PM - 06:15 PM	59.8	58.5	08:50 PM - 08:55 PM	59.2	58.8	11:30 PM - 11:35 PM	58.7	58.0
06:15 PM - 06:20 PM	59.5	58.4	08:55 PM - 09:00 PM	59.7	58.8	11:35 PM - 11:40 PM	58.8	57.9
06:20 PM - 06:25 PM	59.7	58.4	09:00 PM - 09:05 PM	59.5	58.9	11:40 PM - 11:45 PM	58.8	58.0
06:25 PM - 06:30 PM	59.5	58.0	09:05 PM - 09:10 PM	59.2	58.6	11:45 PM - 11:50 PM	58.4	57.8
06:30 PM - 06:35 PM	60.4	58.3	09:10 PM - 09:15 PM	60.2	59.7	11:50 PM - 11:55 PM	58.7	58.0
06:35 PM - 06:40 PM	59.2	57.9	09:15 PM - 09:20 PM	59.9	59.4	11:55 PM - 12:00 AM	58.8	58.1
06:40 PM - 06:45 PM	59.8	57.9	09:20 PM - 09:25 PM	58.9	58.3	12:00 AM - 12:05 AM	58.6	58.0
06:45 PM - 06:50 PM	60.2	57.8	09:25 PM - 09:30 PM	58.6	58.1	12:05 AM - 12:10 AM	58.9	58.2
06:50 PM - 06:55 PM	60.3	58.6	09:30 PM - 09:35 PM	59.0	58.3	12:10 AM - 12:15 AM	59.0	58.3
06:55 PM - 07:00 PM	59.3	58.4	09:35 PM - 09:40 PM	59.1	58.5	12:15 AM - 12:20 AM	58.9	58.3
07:00 PM - 07:05 PM	59.4	58.6	09:40 PM - 09:45 PM	59.0	58.4	12:20 AM - 12:25 AM	58.2	57.6
07:05 PM - 07:10 PM	61.2	59.4	09:45 PM - 09:50 PM	58.9	58.4	12:25 AM - 12:30 AM	57.7	57.3
07:10 PM - 07:15 PM	59.9	59.2	09:50 PM - 09:55 PM	58.9	58.4	12:30 AM - 12:35 AM	57.6	57.2
07:15 PM - 07:20 PM	59.5	58.9	09:55 PM - 10:00 PM	58.9	58.3	12:35 AM - 12:40 AM	57.6	57.2
07:20 PM - 07:25 PM	59.4	58.8	10:00 PM - 10:05 PM	59.0	58.4	12:40 AM - 12:45 AM	58.0	57.5
07:25 PM - 07:30 PM	59.6	59.0	10:05 PM - 10:10 PM	58.9	58.3	12:45 AM - 12:50 AM	58.1	57.7
07:30 PM - 07:35 PM	60.0	58.9	10:10 PM - 10:15 PM	58.8	58.3	12:50 AM - 12:55 AM	58.5	58.0
07:35 PM - 07:40 PM	59.7	58.7	10:15 PM - 10:20 PM	58.8	58.3	12:55 AM - 01:00 AM	58.7	58.1
07:40 PM - 07:45 PM	59.0	58.4	10:20 PM - 10:25 PM	59.0	58.5	01:00 AM - 01:05 AM	58.7	58.0
07:45 PM - 07:50 PM	59.8	58.7	10:25 PM - 10:30 PM	58.9	58.4	01:05 AM - 01:10 AM	58.8	58.1
07:50 PM - 07:55 PM	59.1	58.4	10:30 PM - 10:35 PM	58.7	58.2	01:10 AM - 01:15 AM	58.7	58.0
07:55 PM - 08:00 PM	59.5	58.7	10:35 PM - 10:40 PM	58.8	58.3	01:15 AM - 01:20 AM	58.4	57.7
08:00 PM - 08:05 PM	59.4	58.8	10:40 PM - 10:45 PM	58.7	58.1	01:20 AM - 01:25 AM	59.1	58.2
08:05 PM - 08:10 PM	60.2	59.1	10:45 PM - 10:50 PM	58.7	58.1	01:25 AM - 01:30 AM	59.1	58.2
08:10 PM - 08:15 PM	59.5	58.6	10:50 PM - 10:55 PM	58.7	57.9	01:30 AM - 01:35 AM	59.1	58.3
08:15 PM - 08:20 PM	60.0	58.9	10:55 PM - 11:00 PM	58.7	58.0	01:35 AM - 01:40 AM	59.2	58.4
08:20 PM - 08:25 PM	59.9	58.8	11:00 PM - 11:05 PM	58.7	58.0	01:40 AM - 01:45 AM	59.0	58.3
08:25 PM - 08:30 PM	59.4	58.7	11:05 PM - 11:10 PM	58.7	57.9	01:45 AM - 01:50 AM	58.9	58.2
08:30 PM - 08:35 PM	60.1	58.7	11:10 PM - 11:15 PM	59.0	58.3	01:50 AM - 01:55 AM	59.1	58.4
08:35 PM - 08:40 PM	59.1	58.3	11:15 PM - 11:20 PM	58.8	58.2	01:55 AM - 02:00 AM	59.3	58.6

The above results are valid only for the analyzed/tested sample(s) as indicated in this report. No part of this report or certificate may be reproduced in any form without written consent from the Laboratory. ALS Laboratory Group (Thailand) strongly recommends that this report is not reproduced except in full.

Approved by
Sarayuth Jittranont
Assistant General Manager

ADDRESS 104 Phatthanakan 40, Phatthanakan Rd., Khwaeng Phatthanakan, Khet Suan Luang, Bangkok 10250 Thailand | PHONE +66 0 2760 3000 | FAX +66 0 2760 3197
ALS LABORATORY GROUP (THAILAND) CO., LTD. An ALS Limited Company

Life Sciences www.alsglobal.com
RIGHT SOLUTIONS RIGHT PARTNER

Analysis / Test Report

Client : Gulf NLL2 Co., Ltd.
399 Moo 3, Nong La Lork, Ban Khai, Rayong Thailand 21120
P/O : 4210901773
Project Name : Monitoring EIA
Project Location : GNLL2

Lot ID: 23125132
Date Received :Nov 16, 2023
Date Reported :Nov 21, 2023
Report Number : 2840929-1

Sample Number 23125132-12
Parameter Noise Level (Leq 5 min)
Location N2 : พื้นที่โครงการ (บริเวณริมรั้วโครงการด้านทิศตะวันตก) (GPS 47P 0744656, 1419366)
Measurement Date Nov 13 - Nov 14, 2023
Measurement by Norranon Tathongkham
Sound Level meter Serial No. 00734225

Nov 14, 2023 Time	Leq dB(A)	L90 dB(A)	Nov 14, 2023 Time	Leq dB(A)	L90 dB(A)	Nov 14, 2023 Time	Leq dB(A)	L90 dB(A)
02:00 AM - 02:05 AM	59.3	58.5	04:40 AM - 04:45 AM	58.8	58.3	07:20 AM - 07:25 AM	58.7	57.9
02:05 AM - 02:10 AM	59.4	58.6	04:45 AM - 04:50 AM	58.9	58.5	07:25 AM - 07:30 AM	58.5	57.7
02:10 AM - 02:15 AM	59.3	58.5	04:50 AM - 04:55 AM	59.0	58.5	07:30 AM - 07:35 AM	58.3	57.6
02:15 AM - 02:20 AM	59.0	58.4	04:55 AM - 05:00 AM	59.1	58.5	07:35 AM - 07:40 AM	58.5	57.7
02:20 AM - 02:25 AM	59.0	58.4	05:00 AM - 05:05 AM	58.9	58.4	07:40 AM - 07:45 AM	59.4	57.8
02:25 AM - 02:30 AM	58.6	58.1	05:05 AM - 05:10 AM	59.0	58.4	07:45 AM - 07:50 AM	58.5	57.8
02:30 AM - 02:35 AM	58.8	58.1	05:10 AM - 05:15 AM	58.9	58.4	07:50 AM - 07:55 AM	57.9	57.3
02:35 AM - 02:40 AM	59.0	58.3	05:15 AM - 05:20 AM	59.0	58.4	07:55 AM - 08:00 AM	58.2	57.4
02:40 AM - 02:45 AM	59.2	58.5	05:20 AM - 05:25 AM	58.7	58.1	08:00 AM - 08:05 AM	60.0	58.2
02:45 AM - 02:50 AM	59.1	58.4	05:25 AM - 05:30 AM	58.6	58.1	08:05 AM - 08:10 AM	59.2	57.3
02:50 AM - 02:55 AM	58.8	58.1	05:30 AM - 05:35 AM	58.9	58.2	08:10 AM - 08:15 AM	57.7	57.0
02:55 AM - 03:00 AM	59.1	58.5	05:35 AM - 05:40 AM	58.6	57.9	08:15 AM - 08:20 AM	57.9	57.0
03:00 AM - 03:05 AM	59.2	58.5	05:40 AM - 05:45 AM	58.9	58.1	08:20 AM - 08:25 AM	57.4	56.5
03:05 AM - 03:10 AM	59.5	58.8	05:45 AM - 05:50 AM	58.5	57.8	08:25 AM - 08:30 AM	57.5	56.3
03:10 AM - 03:15 AM	58.8	58.2	05:50 AM - 05:55 AM	58.7	57.9	08:30 AM - 08:35 AM	57.1	56.5
03:15 AM - 03:20 AM	59.0	58.4	05:55 AM - 06:00 AM	58.7	57.9	08:35 AM - 08:40 AM	57.0	56.2
03:20 AM - 03:25 AM	59.1	58.5	06:00 AM - 06:05 AM	60.5	58.4	08:40 AM - 08:45 AM	56.9	56.3
03:25 AM - 03:30 AM	59.0	58.4	06:05 AM - 06:10 AM	60.2	58.2	08:45 AM - 08:50 AM	57.2	56.4
03:30 AM - 03:35 AM	59.1	58.4	06:10 AM - 06:15 AM	60.7	58.6	08:50 AM - 08:55 AM	56.8	56.2
03:35 AM - 03:40 AM	59.0	58.4	06:15 AM - 06:20 AM	59.3	58.3	08:55 AM - 09:00 AM	57.0	56.2
03:40 AM - 03:45 AM	59.0	58.4	06:20 AM - 06:25 AM	60.7	58.3	09:00 AM - 09:05 AM	56.9	56.0
03:45 AM - 03:50 AM	58.7	57.9	06:25 AM - 06:30 AM	62.3	58.5	09:05 AM - 09:10 AM	58.3	56.7
03:50 AM - 03:55 AM	58.4	57.7	06:30 AM - 06:35 AM	61.3	58.5	09:10 AM - 09:15 AM	58.9	57.2
03:55 AM - 04:00 AM	58.4	57.8	06:35 AM - 06:40 AM	60.4	58.3	09:15 AM - 09:20 AM	58.4	56.8
04:00 AM - 04:05 AM	58.4	57.8	06:40 AM - 06:45 AM	61.1	58.7	09:20 AM - 09:25 AM	56.9	56.1
04:05 AM - 04:10 AM	58.9	58.0	06:45 AM - 06:50 AM	61.3	58.6	09:25 AM - 09:30 AM	56.8	55.8
04:10 AM - 04:15 AM	58.5	57.8	06:50 AM - 06:55 AM	61.8	58.3	09:30 AM - 09:35 AM	56.6	55.8
04:15 AM - 04:20 AM	58.8	58.0	06:55 AM - 07:00 AM	61.5	58.1	09:35 AM - 09:40 AM	56.6	55.9
04:20 AM - 04:25 AM	58.9	58.1	07:00 AM - 07:05 AM	59.9	57.7	09:40 AM - 09:45 AM	56.5	55.8
04:25 AM - 04:30 AM	58.3	57.8	07:05 AM - 07:10 AM	59.0	57.6	09:45 AM - 09:50 AM	57.6	56.7
04:30 AM - 04:35 AM	58.4	58.0	07:10 AM - 07:15 AM	58.4	57.6	09:50 AM - 09:55 AM	57.2	56.5
04:35 AM - 04:40 AM	58.6	58.1	07:15 AM - 07:20 AM	58.6	57.7	09:55 AM - 10:00 AM	56.9	56.0

The above results are valid only for the analyzed/tested sample(s) as indicated in this report. No part of this report or certificate may be reproduced in any form without written consent from the Laboratory. ALS Laboratory Group (Thailand) strongly recommends that this report is not reproduced except in full.

Approved by
Sarayuth Jittranont
Assistant General Manager

ADDRESS 104 Phatthanakan 40, Phatthanakan Rd., Khwaeng Phatthanakan, Khet Suan Luang, Bangkok 10250 Thailand | PHONE +66 0 2760 3000 | FAX +66 0 2760 3197
ALS LABORATORY GROUP (THAILAND) CO., LTD. An ALS Limited Company

Life Sciences www.alsglobal.com
RIGHT SOLUTIONS RIGHT PARTNER

Analysis / Test Report

Client : Gulf NLL2 Co., Ltd.
399 Moo 3, Nong La Lork, Ban Khai, Rayong Thailand 21120
P/O : 4210901773
Project Name : Monitoring EIA
Project Location : GNLL2

Lot ID: 23125132
Date Received :Nov 16, 2023
Date Reported :Nov 21, 2023
Report Number : 2840930-1

Sample Number 23125132-13
Parameter Noise Level (Leq 5 min)
Location N2 : พื้นที่โครงการ (บริเวณริมรั้วโครงการด้านทิศตะวันตก) (GPS 47P 0744656, 1419366)
Measurement Date Nov 14 - Nov 15, 2023
Measurement by Norranon Tathongkham
Sound Level meter Serial No. 00734225

Nov 14, 2023 Time	Leq dB(A)	L90 dB(A)	Nov 14, 2023 Time	Leq dB(A)	L90 dB(A)	Nov 14, 2023 Time	Leq dB(A)	L90 dB(A)
10:00 AM - 10:05 AM	56.8	56.1	12:40 PM - 12:45 PM	57.8	56.9	03:20 PM - 03:25 PM	57.3	56.5
10:05 AM - 10:10 AM	56.8	56.0	12:45 PM - 12:50 PM	57.8	56.5	03:25 PM - 03:30 PM	57.4	56.5
10:10 AM - 10:15 AM	56.7	56.0	12:50 PM - 12:55 PM	56.6	55.7	03:30 PM - 03:35 PM	57.4	56.6
10:15 AM - 10:20 AM	56.6	56.0	12:55 PM - 01:00 PM	56.6	55.9	03:35 PM - 03:40 PM	57.1	56.3
10:20 AM - 10:25 AM	57.2	56.3	01:00 PM - 01:05 PM	57.2	56.3	03:40 PM - 03:45 PM	58.7	56.8
10:25 AM - 10:30 AM	56.9	56.2	01:05 PM - 01:10 PM	56.9	56.0	03:45 PM - 03:50 PM	59.2	58.0
10:30 AM - 10:35 AM	57.3	56.4	01:10 PM - 01:15 PM	56.9	56.0	03:50 PM - 03:55 PM	58.7	58.0
10:35 AM - 10:40 AM	56.3	55.5	01:15 PM - 01:20 PM	57.0	56.2	03:55 PM - 04:00 PM	58.3	57.3
10:40 AM - 10:45 AM	56.0	55.3	01:20 PM - 01:25 PM	57.1	56.1	04:00 PM - 04:05 PM	58.1	57.2
10:45 AM - 10:50 AM	55.5	54.9	01:25 PM - 01:30 PM	56.8	56.1	04:05 PM - 04:10 PM	60.4	58.2
10:50 AM - 10:55 AM	55.8	55.0	01:30 PM - 01:35 PM	56.9	56.0	04:10 PM - 04:15 PM	60.0	58.8
10:55 AM - 11:00 AM	55.8	54.9	01:35 PM - 01:40 PM	57.0	56.3	04:15 PM - 04:20 PM	59.6	58.7
11:00 AM - 11:05 AM	56.5	55.0	01:40 PM - 01:45 PM	57.0	56.2	04:20 PM - 04:25 PM	59.6	58.6
11:05 AM - 11:10 AM	56.2	55.2	01:45 PM - 01:50 PM	58.7	57.3	04:25 PM - 04:30 PM	59.3	58.4
11:10 AM - 11:15 AM	56.2	55.2	01:50 PM - 01:55 PM	58.7	57.2	04:30 PM - 04:35 PM	59.1	57.4
11:15 AM - 11:20 AM	56.6	55.7	01:55 PM - 02:00 PM	57.1	56.2	04:35 PM - 04:40 PM	59.8	58.5
11:20 AM - 11:25 AM	56.6	55.8	02:00 PM - 02:05 PM	57.7	56.4	04:40 PM - 04:45 PM	59.6	58.3
11:25 AM - 11:30 AM	57.6	56.1	02:05 PM - 02:10 PM	57.9	56.9	04:45 PM - 04:50 PM	59.5	57.9
11:30 AM - 11:35 AM	58.5	57.0	02:10 PM - 02:15 PM	57.4	56.3	04:50 PM - 04:55 PM	58.5	57.7
11:35 AM - 11:40 AM	57.8	56.4	02:15 PM - 02:20 PM	57.4	56.4	04:55 PM - 05:00 PM	58.7	57.7
11:40 AM - 11:45 AM	56.9	56.0	02:20 PM - 02:25 PM	57.5	56.8	05:00 PM - 05:05 PM	58.3	57.8
11:45 AM - 11:50 AM	56.2	55.3	02:25 PM - 02:30 PM	57.3	56.5	05:05 PM - 05:10 PM	58.5	58.0
11:50 AM - 11:55 AM	57.1	55.8	02:30 PM - 02:35 PM	56.9	56.2	05:10 PM - 05:15 PM	58.3	57.8
11:55 AM - 12:00 PM	58.3	56.4	02:35 PM - 02:40 PM	56.7	56.0	05:15 PM - 05:20 PM	58.2	57.6
12:00 PM - 12:05 PM	56.4	55.6	02:40 PM - 02:45 PM	57.1	56.3	05:20 PM - 05:25 PM	59.4	57.6
12:05 PM - 12:10 PM	57.1	56.0	02:45 PM - 02:50 PM	58.2	56.7	05:25 PM - 05:30 PM	57.9	57.4
12:10 PM - 12:15 PM	57.0	56.0	02:50 PM - 02:55 PM	58.7	56.9	05:30 PM - 05:35 PM	58.1	57.5
12:15 PM - 12:20 PM	56.9	55.9	02:55 PM - 03:00 PM	57.6	56.5	05:35 PM - 05:40 PM	58.5	57.5
12:20 PM - 12:25 PM	58.4	56.8	03:00 PM - 03:05 PM	57.2	56.6	05:40 PM - 05:45 PM	58.3	57.6
12:25 PM - 12:30 PM	58.7	57.5	03:05 PM - 03:10 PM	57.4	56.7	05:45 PM - 05:50 PM	58.1	57.5
12:30 PM - 12:35 PM	58.5	57.3	03:10 PM - 03:15 PM	57.3	56.5	05:50 PM - 05:55 PM	59.1	57.6
12:35 PM - 12:40 PM	58.5	56.9	03:15 PM - 03:20 PM	57.1	56.4	05:55 PM - 06:00 PM	58.0	57.5

The above results are valid only for the analyzed/tested sample(s) as indicated in this report. No part of this report or certificate may be reproduced in any form without written consent from the Laboratory. ALS Laboratory Group (Thailand) strongly recommends that this report is not reproduced except in full.

Approved by
Sarayuth Jittranont
Assistant General Manager

ADDRESS 104 Phatthanakan 40, Phatthanakan Rd., Khwaeng Phatthanakan, Khet Suan Luang, Bangkok 10250 Thailand | PHONE +66 0 2760 3000 | FAX +66 0 2760 3197
ALS LABORATORY GROUP (THAILAND) CO., LTD. An ALS Limited Company

Life Sciences www.alsglobal.com
RIGHT SOLUTIONS RIGHT PARTNER

Analysis / Test Report

Client : Gulf NLL2 Co., Ltd.
399 Moo 3, Nong La Lork, Ban Khai, Rayong Thailand 21120
P/O : 4210901773
Project Name : Monitoring EIA
Project Location : GNLL2

Lot ID: 23125132
Date Received :Nov 16, 2023
Date Reported :Nov 21, 2023
Report Number : 2840930-1

Sample Number 23125132-13
Parameter Noise Level (Leq 5 min)
Location N2 : พื้นที่โครงการ (บริเวณริมรั้วโครงการด้านทิศตะวันตก) (GPS 47P 0744656, 1419366)
Measurement Date Nov 14 - Nov 15, 2023
Measurement by Norranon Tathongkham
Sound Level meter Serial No. 00734225

Nov 14, 2023 Time	Leq dB(A)	L90 dB(A)	Nov 14, 2023 Time	Leq dB(A)	L90 dB(A)	Nov 14 - Nov 15, 2023 Time	Leq dB(A)	L90 dB(A)
06:00 PM - 06:05 PM	60.3	57.5	08:40 PM - 08:45 PM	58.9	58.4	11:20 PM - 11:25 PM	58.4	58.0
06:05 PM - 06:10 PM	60.0	57.9	08:45 PM - 08:50 PM	58.8	58.2	11:25 PM - 11:30 PM	58.5	58.0
06:10 PM - 06:15 PM	59.9	58.4	08:50 PM - 08:55 PM	58.8	58.3	11:30 PM - 11:35 PM	58.3	57.8
06:15 PM - 06:20 PM	59.4	58.3	08:55 PM - 09:00 PM	58.9	58.2	11:35 PM - 11:40 PM	58.4	57.9
06:20 PM - 06:25 PM	58.5	57.7	09:00 PM - 09:05 PM	58.6	58.1	11:40 PM - 11:45 PM	58.6	57.9
06:25 PM - 06:30 PM	58.7	57.9	09:05 PM - 09:10 PM	59.0	58.0	11:45 PM - 11:50 PM	58.4	57.8
06:30 PM - 06:35 PM	58.7	57.9	09:10 PM - 09:15 PM	60.3	59.7	11:50 PM - 11:55 PM	58.3	57.8
06:35 PM - 06:40 PM	59.5	58.2	09:15 PM - 09:20 PM	59.9	59.1	11:55 PM - 12:00 AM	58.5	57.9
06:40 PM - 06:45 PM	58.9	58.2	09:20 PM - 09:25 PM	59.0	58.2	12:00 AM - 12:05 AM	58.5	57.9
06:45 PM - 06:50 PM	58.5	57.9	09:25 PM - 09:30 PM	59.0	58.2	12:05 AM - 12:10 AM	58.4	57.8
06:50 PM - 06:55 PM	58.6	57.8	09:30 PM - 09:35 PM	58.4	57.9	12:10 AM - 12:15 AM	58.3	57.7
06:55 PM - 07:00 PM	58.6	57.7	09:35 PM - 09:40 PM	58.8	58.1	12:15 AM - 12:20 AM	58.3	57.7
07:00 PM - 07:05 PM	58.8	58.0	09:40 PM - 09:45 PM	59.0	58.2	12:20 AM - 12:25 AM	58.2	57.6
07:05 PM - 07:10 PM	59.3	58.0	09:45 PM - 09:50 PM	58.6	58.1	12:25 AM - 12:30 AM	58.0	57.5
07:10 PM - 07:15 PM	59.0	58.1	09:50 PM - 09:55 PM	58.7	58.1	12:30 AM - 12:35 AM	58.0	57.4
07:15 PM - 07:20 PM	58.6	57.9	09:55 PM - 10:00 PM	58.7	58.2	12:35 AM - 12:40 AM	58.0	57.4
07:20 PM - 07:25 PM	58.4	57.8	10:00 PM - 10:05 PM	58.7	58.1	12:40 AM - 12:45 AM	58.1	57.5
07:25 PM - 07:30 PM	58.4	57.7	10:05 PM - 10:10 PM	58.8	58.2	12:45 AM - 12:50 AM	57.9	57.3
07:30 PM - 07:35 PM	59.1	57.9	10:10 PM - 10:15 PM	58.9	58.4	12:50 AM - 12:55 AM	58.1	57.5
07:35 PM - 07:40 PM	58.4	57.8	10:15 PM - 10:20 PM	58.8	58.2	12:55 AM - 01:00 AM	58.2	57.7
07:40 PM - 07:45 PM	58.7	58.1	10:20 PM - 10:25 PM	58.8	58.2	01:00 AM - 01:05 AM	58.0	57.6
07:45 PM - 07:50 PM	58.8	58.3	10:25 PM - 10:30 PM	58.6	58.0	01:05 AM - 01:10 AM	58.2	57.7
07:50 PM - 07:55 PM	58.9	58.3	10:30 PM - 10:35 PM	58.4	57.8	01:10 AM - 01:15 AM	58.1	57.7
07:55 PM - 08:00 PM	58.8	58.2	10:35 PM - 10:40 PM	58.3	57.8	01:15 AM - 01:20 AM	58.2	57.7
08:00 PM - 08:05 PM	58.8	58.1	10:40 PM - 10:45 PM	58.4	57.9	01:20 AM - 01:25 AM	58.3	57.8
08:05 PM - 08:10 PM	59.5	58.4	10:45 PM - 10:50 PM	58.4	57.9	01:25 AM - 01:30 AM	58.2	57.7
08:10 PM - 08:15 PM	58.9	58.4	10:50 PM - 10:55 PM	58.2	57.8	01:30 AM - 01:35 AM	58.2	57.7
08:15 PM - 08:20 PM	58.7	58.2	10:55 PM - 11:00 PM	58.3	57.8	01:35 AM - 01:40 AM	58.3	57.7
08:20 PM - 08:25 PM	58.7	58.1	11:00 PM - 11:05 PM	58.3	57.8	01:40 AM - 01:45 AM	58.4	57.8
08:25 PM - 08:30 PM	58.7	58.1	11:05 PM - 11:10 PM	58.4	57.9	01:45 AM - 01:50 AM	58.4	57.9
08:30 PM - 08:35 PM	58.7	58.2	11:10 PM - 11:15 PM	58.4	57.9	01:50 AM - 01:55 AM	58.6	58.1
08:35 PM - 08:40 PM	58.9	58.4	11:15 PM - 11:20 PM	58.4	57.8	01:55 AM - 02:00 AM	58.6	58.1

The above results are valid only for the analyzed/tested sample(s) as indicated in this report. No part of this report or certificate may be reproduced in any form without written consent from the Laboratory. ALS Laboratory Group (Thailand) strongly recommends that this report is not reproduced except in full.

Approved by
Sarayuth Jittranont
Assistant General Manager

ADDRESS 104 Phatthanakan 40, Phatthanakan Rd., Khwaeng Phatthanakan, Khet Suan Luang, Bangkok 10250 Thailand | PHONE +66 0 2760 3000 | FAX +66 0 2760 3197
ALS LABORATORY GROUP (THAILAND) CO., LTD. An ALS Limited Company

Life Sciences www.alsglobal.com
RIGHT SOLUTIONS RIGHT PARTNER

Analysis / Test Report

Client : Gulf NLL2 Co., Ltd.
399 Moo 3, Nong La Lork, Ban Khai, Rayong Thailand 21120
P/O : 4210901773
Project Name : Monitoring EIA
Project Location : GNLL2

Lot ID: 23125132
Date Received :Nov 16, 2023
Date Reported :Nov 21, 2023
Report Number : 2840930-1

Sample Number 23125132-13
Parameter Noise Level (Leq 5 min)
Location N2 : พื้นที่โครงการ (บริเวณริมรั้วโครงการด้านทิศตะวันตก) (GPS 47P 0744656, 1419366)
Measurement Date Nov 14 - Nov 15, 2023
Measurement by Norranon Tathongkham
Sound Level meter Serial No. 00734225

Nov 15, 2023 Time	Leq dB(A)	L90 dB(A)	Nov 15, 2023 Time	Leq dB(A)	L90 dB(A)	Nov 15, 2023 Time	Leq dB(A)	L90 dB(A)
02:00 AM - 02:05 AM	58.7	58.1	04:40 AM - 04:45 AM	58.3	57.6	07:20 AM - 07:25 AM	58.8	57.7
02:05 AM - 02:10 AM	58.5	58.0	04:45 AM - 04:50 AM	58.1	57.5	07:25 AM - 07:30 AM	58.2	57.5
02:10 AM - 02:15 AM	58.2	57.7	04:50 AM - 04:55 AM	58.0	57.5	07:30 AM - 07:35 AM	58.2	57.5
02:15 AM - 02:20 AM	58.2	57.7	04:55 AM - 05:00 AM	58.0	57.3	07:35 AM - 07:40 AM	58.1	57.4
02:20 AM - 02:25 AM	58.2	57.6	05:00 AM - 05:05 AM	58.0	57.4	07:40 AM - 07:45 AM	59.2	57.9
02:25 AM - 02:30 AM	58.2	57.7	05:05 AM - 05:10 AM	58.1	57.5	07:45 AM - 07:50 AM	60.0	58.4
02:30 AM - 02:35 AM	58.6	58.1	05:10 AM - 05:15 AM	58.2	57.6	07:50 AM - 07:55 AM	58.2	57.5
02:35 AM - 02:40 AM	58.5	58.0	05:15 AM - 05:20 AM	58.1	57.5	07:55 AM - 08:00 AM	58.0	57.3
02:40 AM - 02:45 AM	58.5	58.0	05:20 AM - 05:25 AM	58.0	57.4	08:00 AM - 08:05 AM	57.8	57.2
02:45 AM - 02:50 AM	58.5	58.0	05:25 AM - 05:30 AM	58.0	57.3	08:05 AM - 08:10 AM	57.7	57.0
02:50 AM - 02:55 AM	58.5	57.9	05:30 AM - 05:35 AM	58.0	57.4	08:10 AM - 08:15 AM	57.7	56.8
02:55 AM - 03:00 AM	58.3	57.8	05:35 AM - 05:40 AM	58.0	57.3	08:15 AM - 08:20 AM	57.7	57.1
03:00 AM - 03:05 AM	58.3	57.8	05:40 AM - 05:45 AM	58.3	57.6	08:20 AM - 08:25 AM	57.4	56.8
03:05 AM - 03:10 AM	58.4	57.8	05:45 AM - 05:50 AM	58.8	57.7	08:25 AM - 08:30 AM	57.5	56.8
03:10 AM - 03:15 AM	58.4	57.9	05:50 AM - 05:55 AM	58.4	57.6	08:30 AM - 08:35 AM	57.0	56.3
03:15 AM - 03:20 AM	58.4	57.8	05:55 AM - 06:00 AM	58.9	57.9	08:35 AM - 08:40 AM	57.0	56.3
03:20 AM - 03:25 AM	58.3	57.7	06:00 AM - 06:05 AM	59.2	58.1	08:40 AM - 08:45 AM	58.2	56.5
03:25 AM - 03:30 AM	58.3	57.7	06:05 AM - 06:10 AM	60.0	58.0	08:45 AM - 08:50 AM	57.6	56.8
03:30 AM - 03:35 AM	58.3	57.7	06:10 AM - 06:15 AM	60.1	58.1	08:50 AM - 08:55 AM	57.7	56.9
03:35 AM - 03:40 AM	58.5	57.9	06:15 AM - 06:20 AM	59.5	57.7	08:55 AM - 09:00 AM	57.7	56.7
03:40 AM - 03:45 AM	58.5	57.9	06:20 AM - 06:25 AM	59.8	58.3	09:00 AM - 09:05 AM	58.2	57.1
03:45 AM - 03:50 AM	58.5	57.9	06:25 AM - 06:30 AM	61.4	57.7	09:05 AM - 09:10 AM	59.2	57.5
03:50 AM - 03:55 AM	58.2	57.6	06:30 AM - 06:35 AM	62.4	57.9	09:10 AM - 09:15 AM	58.9	57.6
03:55 AM - 04:00 AM	58.0	57.5	06:35 AM - 06:40 AM	61.1	57.8	09:15 AM - 09:20 AM	58.3	57.3
04:00 AM - 04:05 AM	58.0	57.4	06:40 AM - 06:45 AM	61.1	58.3	09:20 AM - 09:25 AM	58.2	56.8
04:05 AM - 04:10 AM	58.0	57.3	06:45 AM - 06:50 AM	62.0	58.0	09:25 AM - 09:30 AM	57.1	56.4
04:10 AM - 04:15 AM	58.0	57.5	06:50 AM - 06:55 AM	62.6	57.8	09:30 AM - 09:35 AM	58.1	56.6
04:15 AM - 04:20 AM	57.9	57.4	06:55 AM - 07:00 AM	60.8	57.8	09:35 AM - 09:40 AM	57.3	56.4
04:20 AM - 04:25 AM	58.1	57.6	07:00 AM - 07:05 AM	58.5	57.4	09:40 AM - 09:45 AM	57.3	56.6
04:25 AM - 04:30 AM	58.2	57.7	07:05 AM - 07:10 AM	58.1	57.4	09:45 AM - 09:50 AM	57.0	56.4
04:30 AM - 04:35 AM	58.2	57.6	07:10 AM - 07:15 AM	58.6	57.7	09:50 AM - 09:55 AM	56.9	56.2
04:35 AM - 04:40 AM	58.3	57.6	07:15 AM - 07:20 AM	58.3	57.6	09:55 AM - 10:00 AM	56.5	55.9

The above results are valid only for the analyzed/tested sample(s) as indicated in this report. No part of the report or certificate may be reproduced in any form without written consent from the Laboratory. ALS Laboratory Group (Thailand) strongly recommends that this report is not reproduced except in full.

Approved by
Sarayuth Jittranont
Assistant General Manager

Analysis / Test Report

Client : Gulf NLL2 Co., Ltd.
399 Moo 3, Nong La Lork, Ban Khai, Rayong Thailand 21120
P/O : 4210901773
Project Name : Monitoring EIA
Project Location : GNLL2

Lot ID: 23125132
Date Received :Nov 16, 2023
Date Reported :Nov 21, 2023
Report Number : 2840931-1

Sample Number 23125132-14
Parameter Noise Level (Leq 5 min)
Location N2 : พื้นที่โครงการ (บริเวณริมรั้วโครงการด้านทิศตะวันตก) (GPS 47P 0744656, 1419366)
Measurement Date Nov 15 - Nov 16, 2023
Measurement by Norranon Tathongkham
Sound Level meter Serial No. 00734225

Nov 15, 2023 Time	Leq dB(A)	L90 dB(A)	Nov 15, 2023 Time	Leq dB(A)	L90 dB(A)	Nov 15, 2023 Time	Leq dB(A)	L90 dB(A)
10:00 AM - 10:05 AM	56.5	56.0	12:40 PM - 12:45 PM	57.0	56.1	03:20 PM - 03:25 PM	57.7	57.2
10:05 AM - 10:10 AM	56.9	56.2	12:45 PM - 12:50 PM	57.1	56.2	03:25 PM - 03:30 PM	57.7	57.2
10:10 AM - 10:15 AM	57.2	56.6	12:50 PM - 12:55 PM	56.5	55.6	03:30 PM - 03:35 PM	57.8	57.2
10:15 AM - 10:20 AM	57.5	56.4	12:55 PM - 01:00 PM	56.5	55.5	03:35 PM - 03:40 PM	57.7	56.9
10:20 AM - 10:25 AM	57.2	56.4	01:00 PM - 01:05 PM	56.3	55.5	03:40 PM - 03:45 PM	58.5	57.5
10:25 AM - 10:30 AM	56.3	55.5	01:05 PM - 01:10 PM	56.5	55.9	03:45 PM - 03:50 PM	58.1	57.3
10:30 AM - 10:35 AM	56.9	56.2	01:10 PM - 01:15 PM	56.2	55.5	03:50 PM - 03:55 PM	57.9	57.2
10:35 AM - 10:40 AM	56.9	56.2	01:15 PM - 01:20 PM	56.2	55.3	03:55 PM - 04:00 PM	58.5	56.8
10:40 AM - 10:45 AM	56.3	55.3	01:20 PM - 01:25 PM	57.3	55.6	04:00 PM - 04:05 PM	56.4	55.8
10:45 AM - 10:50 AM	56.2	55.4	01:25 PM - 01:30 PM	57.1	56.3	04:05 PM - 04:10 PM	58.7	56.6
10:50 AM - 10:55 AM	56.3	55.6	01:30 PM - 01:35 PM	57.0	56.0	04:10 PM - 04:15 PM	57.9	56.6
10:55 AM - 11:00 AM	56.2	55.1	01:35 PM - 01:40 PM	56.7	56.2	04:15 PM - 04:20 PM	57.7	56.7
11:00 AM - 11:05 AM	56.3	55.3	01:40 PM - 01:45 PM	57.4	56.3	04:20 PM - 04:25 PM	57.4	56.7
11:05 AM - 11:10 AM	55.8	54.6	01:45 PM - 01:50 PM	57.2	56.3	04:25 PM - 04:30 PM	57.4	56.9
11:10 AM - 11:15 AM	55.8	55.0	01:50 PM - 01:55 PM	57.5	56.5	04:30 PM - 04:35 PM	57.0	56.5
11:15 AM - 11:20 AM	55.3	54.7	01:55 PM - 02:00 PM	57.7	56.9	04:35 PM - 04:40 PM	57.0	56.5
11:20 AM - 11:25 AM	55.9	55.3	02:00 PM - 02:05 PM	56.8	56.2	04:40 PM - 04:45 PM	57.3	56.7
11:25 AM - 11:30 AM	56.0	55.1	02:05 PM - 02:10 PM	57.1	55.9	04:45 PM - 04:50 PM	57.2	56.5
11:30 AM - 11:35 AM	57.6	56.2	02:10 PM - 02:15 PM	57.3	55.9	04:50 PM - 04:55 PM	58.8	57.7
11:35 AM - 11:40 AM	57.9	56.5	02:15 PM - 02:20 PM	57.6	56.6	04:55 PM - 05:00 PM	58.7	57.5
11:40 AM - 11:45 AM	56.5	55.8	02:20 PM - 02:25 PM	57.1	56.3	05:00 PM - 05:05 PM	58.0	56.8
11:45 AM - 11:50 AM	56.2	55.3	02:25 PM - 02:30 PM	56.9	56.2	05:05 PM - 05:10 PM	57.4	56.7
11:50 AM - 11:55 AM	55.9	55.2	02:30 PM - 02:35 PM	57.4	56.5	05:10 PM - 05:15 PM	57.1	56.5
11:55 AM - 12:00 PM	56.6	55.2	02:35 PM - 02:40 PM	56.9	56.3	05:15 PM - 05:20 PM	57.2	56.7
12:00 PM - 12:05 PM	55.9	55.1	02:40 PM - 02:45 PM	57.0	56.5	05:20 PM - 05:25 PM	57.4	57.0
12:05 PM - 12:10 PM	55.9	55.2	02:45 PM - 02:50 PM	58.0	56.9	05:25 PM - 05:30 PM	57.6	57.0
12:10 PM - 12:15 PM	56.4	55.6	02:50 PM - 02:55 PM	58.2	57.2	05:30 PM - 05:35 PM	58.1	57.2
12:15 PM - 12:20 PM	57.3	55.8	02:55 PM - 03:00 PM	59.1	57.1	05:35 PM - 05:40 PM	58.8	57.4
12:20 PM - 12:25 PM	58.1	57.3	03:00 PM - 03:05 PM	58.2	57.2	05:40 PM - 05:45 PM	57.9	57.3
12:25 PM - 12:30 PM	57.9	57.2	03:05 PM - 03:10 PM	59.1	57.9	05:45 PM - 05:50 PM	57.9	57.3
12:30 PM - 12:35 PM	58.4	57.0	03:10 PM - 03:15 PM	58.7	57.4	05:50 PM - 05:55 PM	59.5	58.4
12:35 PM - 12:40 PM	56.4	55.7	03:15 PM - 03:20 PM	57.9	57.3	05:55 PM - 06:00 PM	58.8	58.3

The above results are valid only for the analyzed/tested sample(s) as indicated in this report. No part of the report or certificate may be reproduced in any form without written consent from the Laboratory. ALS Laboratory Group (Thailand) strongly recommends that this report is not reproduced except in full.

Approved by
Sarayuth Jittranont
Assistant General Manager

Analysis / Test Report

Client : Gulf NLL2 Co., Ltd.
399 Moo 3, Nong La Lork, Ban Khai, Rayong Thailand 21120
P/O : 4210901773
Project Name : Monitoring EIA
Project Location : GNLL2

Lot ID: 23125132
Date Received :Nov 16, 2023
Date Reported :Nov 21, 2023
Report Number : 2840931-1

Sample Number 23125132-14
Parameter Noise Level (Leq 5 min)
Location N2 : พื้นที่โครงการ (บริเวณริมรั้วโครงการด้านทิศตะวันตก) (GPS 47P 0744656, 1419366)
Measurement Date Nov 15 - Nov 16, 2023
Measurement by Norranon Tathongkham
Sound Level meter Serial No. 00734225

Nov 15, 2023 Time	Leq dB(A)	L90 dB(A)	Nov 15, 2023 Time	Leq dB(A)	L90 dB(A)	Nov 15 - Nov 16, 2023 Time	Leq dB(A)	L90 dB(A)
06:00 PM - 06:05 PM	59.1	57.8	08:40 PM - 08:45 PM	57.8	57.2	11:20 PM - 11:25 PM	58.0	57.3
06:05 PM - 06:10 PM	58.2	57.6	08:45 PM - 08:50 PM	57.9	57.2	11:25 PM - 11:30 PM	57.9	57.3
06:10 PM - 06:15 PM	60.5	57.6	08:50 PM - 08:55 PM	57.8	57.2	11:30 PM - 11:35 PM	57.9	57.3
06:15 PM - 06:20 PM	58.3	57.7	08:55 PM - 09:00 PM	58.0	57.4	11:35 PM - 11:40 PM	58.1	57.5
06:20 PM - 06:25 PM	58.4	57.6	09:00 PM - 09:05 PM	58.2	57.6	11:40 PM - 11:45 PM	58.2	57.5
06:25 PM - 06:30 PM	58.3	57.6	09:05 PM - 09:10 PM	58.3	57.5	11:45 PM - 11:50 PM	58.1	57.4
06:30 PM - 06:35 PM	58.2	57.6	09:10 PM - 09:15 PM	59.6	59.0	11:50 PM - 11:55 PM	57.9	57.3
06:35 PM - 06:40 PM	58.4	57.7	09:15 PM - 09:20 PM	59.0	58.1	11:55 PM - 12:00 AM	58.0	57.3
06:40 PM - 06:45 PM	59.1	57.9	09:20 PM - 09:25 PM	58.1	57.5	12:00 AM - 12:05 AM	57.9	57.2
06:45 PM - 06:50 PM	59.0	57.8	09:25 PM - 09:30 PM	57.9	57.3	12:05 AM - 12:10 AM	58.0	57.4
06:50 PM - 06:55 PM	59.3	57.4	09:30 PM - 09:35 PM	58.0	57.3	12:10 AM - 12:15 AM	57.8	57.2
06:55 PM - 07:00 PM	58.5	57.6	09:35 PM - 09:40 PM	58.0	57.4	12:15 AM - 12:20 AM	58.1	57.4
07:00 PM - 07:05 PM	58.8	57.8	09:40 PM - 09:45 PM	58.1	57.6	12:20 AM - 12:25 AM	58.1	57.5
07:05 PM - 07:10 PM	58.6	57.8	09:45 PM - 09:50 PM	58.3	57.7	12:25 AM - 12:30 AM	58.1	57.5
07:10 PM - 07:15 PM	58.5	57.6	09:50 PM - 09:55 PM	58.2	57.6	12:30 AM - 12:35 AM	58.1	57.5
07:15 PM - 07:20 PM	58.6	57.7	09:55 PM - 10:00 PM	58.0	57.5	12:35 AM - 12:40 AM	58.0	57.4
07:20 PM - 07:25 PM	58.3	57.6	10:00 PM - 10:05 PM	58.3	57.9	12:40 AM - 12:45 AM	57.9	57.3
07:25 PM - 07:30 PM	58.2	57.6	10:05 PM - 10:10 PM	58.2	57.7	12:45 AM - 12:50 AM	57.7	57.1
07:30 PM - 07:35 PM	58.2	57.5	10:10 PM - 10:15 PM	58.3	57.8	12:50 AM - 12:55 AM	57.8	57.2
07:35 PM - 07:40 PM	58.2	57.6	10:15 PM - 10:20 PM	58.0	57.4	12:55 AM - 01:00 AM	58.0	57.4
07:40 PM - 07:45 PM	58.0	57.4	10:20 PM - 10:25 PM	57.9	57.4	01:00 AM - 01:05 AM	58.0	57.3
07:45 PM - 07:50 PM	58.0	57.5	10:25 PM - 10:30 PM	58.1	57.5	01:05 AM - 01:10 AM	57.7	57.1
07:50 PM - 07:55 PM	58.1	57.6	10:30 PM - 10:35 PM	58.3	57.7	01:10 AM - 01:15 AM	57.9	57.3
07:55 PM - 08:00 PM	58.0	57.4	10:35 PM - 10:40 PM	58.1	57.6	01:15 AM - 01:20 AM	57.8	57.2
08:00 PM - 08:05 PM	57.8	57.2	10:40 PM - 10:45 PM	58.0	57.5	01:20 AM - 01:25 AM	57.8	57.2
08:05 PM - 08:10 PM	58.4	57.5	10:45 PM - 10:50 PM	58.2	57.5	01:25 AM - 01:30 AM	58.0	57.3
08:10 PM - 08:15 PM	58.0	57.4	10:50 PM - 10:55 PM	58.2	57.7	01:30 AM - 01:35 AM	58.0	57.4
08:15 PM - 08:20 PM	57.6	57.0	10:55 PM - 11:00 PM	58.5	57.7	01:35 AM - 01:40 AM	58.3	57.7
08:20 PM - 08:25 PM	57.6	57.0	11:00 PM - 11:05 PM	58.1	57.6	01:40 AM - 01:45 AM	58.2	57.6
08:25 PM - 08:30 PM	57.5	57.0	11:05 PM - 11:10 PM	58.0	57.4	01:45 AM - 01:50 AM	58.2	57.7
08:30 PM - 08:35 PM	57.7	57.2	11:10 PM - 11:15 PM	58.0	57.3	01:50 AM - 01:55 AM	58.2	57.7
08:35 PM - 08:40 PM	57.6	57.0	11:15 PM - 11:20 PM	58.0	57.4	01:55 AM - 02:00 AM	58.2	57.6

The above results are valid only for the analyzed/tested sample(s) as indicated in this report. No part of the report or certificate may be reproduced in any form without written consent from the Laboratory. ALS Laboratory Group (Thailand) strongly recommends that this report is not reproduced except in full.

Approved by
Sarayuth Jittranont
Assistant General Manager

Analysis / Test Report

Client : Gulf NLL2 Co., Ltd.
399 Moo 3, Nong La Lork, Ban Khai, Rayong Thailand 21120
P/O : 4210901773
Project Name : Monitoring EIA
Project Location : GNLL2

Lot ID: 23125132
Date Received :Nov 16, 2023
Date Reported :Nov 21, 2023
Report Number : 2840931-1

Sample Number 23125132-14
Parameter Noise Level (Leq 5 min)
Location N2 : พื้นที่โครงการ (บริเวณริมรั้วโครงการด้านทิศตะวันตก) (GPS 47P 0744656, 1419366)
Measurement Date Nov 15 - Nov 16, 2023
Measurement by Norranon Tathongkham
Sound Level meter Serial No. 00734225

Nov 16, 2023 Time	Leq dB(A)	L90 dB(A)	Nov 16, 2023 Time	Leq dB(A)	L90 dB(A)	Nov 16, 2023 Time	Leq dB(A)	L90 dB(A)
02:00 AM - 02:05 AM	58.1	57.5	04:40 AM - 04:45 AM	57.9	57.3	07:20 AM - 07:25 AM	58.5	57.6
02:05 AM - 02:10 AM	58.1	57.6	04:45 AM - 04:50 AM	57.9	57.3	07:25 AM - 07:30 AM	57.1	56.4
02:10 AM - 02:15 AM	58.3	57.7	04:50 AM - 04:55 AM	57.9	57.3	07:30 AM - 07:35 AM	57.4	56.6
02:15 AM - 02:20 AM	58.3	57.7	04:55 AM - 05:00 AM	57.8	57.3	07:35 AM - 07:40 AM	57.2	56.5
02:20 AM - 02:25 AM	58.4	57.8	05:00 AM - 05:05 AM	57.8	57.3	07:40 AM - 07:45 AM	57.3	56.6
02:25 AM - 02:30 AM	58.2	57.6	05:05 AM - 05:10 AM	58.0	57.5	07:45 AM - 07:50 AM	57.3	56.5
02:30 AM - 02:35 AM	58.0	57.5	05:10 AM - 05:15 AM	57.9	57.4	07:50 AM - 07:55 AM	57.8	56.6
02:35 AM - 02:40 AM	58.1	57.6	05:15 AM - 05:20 AM	57.9	57.4	07:55 AM - 08:00 AM	57.7	56.9
02:40 AM - 02:45 AM	58.2	57.6	05:20 AM - 05:25 AM	57.9	57.3	08:00 AM - 08:05 AM	58.7	57.0
02:45 AM - 02:50 AM	58.1	57.5	05:25 AM - 05:30 AM	57.9	57.4	08:05 AM - 08:10 AM	58.0	57.2
02:50 AM - 02:55 AM	57.9	57.4	05:30 AM - 05:35 AM	57.8	57.2	08:10 AM - 08:15 AM	57.4	56.7
02:55 AM - 03:00 AM	57.9	57.4	05:35 AM - 05:40 AM	58.3	57.5	08:15 AM - 08:20 AM	57.3	56.7
03:00 AM - 03:05 AM	58.0	57.5	05:40 AM - 05:45 AM	58.3	57.6	08:20 AM - 08:25 AM	57.3	56.7
03:05 AM - 03:10 AM	58.2	57.7	05:45 AM - 05:50 AM	58.4	57.7	08:25 AM - 08:30 AM	58.1	56.8
03:10 AM - 03:15 AM	58.5	58.0	05:50 AM - 05:55 AM	58.5	57.8	08:30 AM - 08:35 AM	57.7	56.8
03:15 AM - 03:20 AM	58.5	58.0	05:55 AM - 06:00 AM	59.0	57.9	08:35 AM - 08:40 AM	57.5	56.8
03:20 AM - 03:25 AM	58.3	57.7	06:00 AM - 06:05 AM	59.3	58.2	08:40 AM - 08:45 AM	57.4	56.8
03:25 AM - 03:30 AM	58.1	57.6	06:05 AM - 06:10 AM	60.2	58.0	08:45 AM - 08:50 AM	58.8	57.0
03:30 AM - 03:35 AM	57.9	57.4	06:10 AM - 06:15 AM	60.3	58.1	08:50 AM - 08:55 AM	57.5	56.8
03:35 AM - 03:40 AM	58.0	57.5	06:15 AM - 06:20 AM	64.3	58.3	08:55 AM - 09:00 AM	57.2	56.5
03:40 AM - 03:45 AM	57.9	57.4	06:20 AM - 06:25 AM	59.6	58.2	09:00 AM - 09:05 AM	57.4	56.2
03:45 AM - 03:50 AM	57.8	57.3	06:25 AM - 06:30 AM	61.3	58.0	09:05 AM - 09:10 AM	57.2	55.9
03:50 AM - 03:55 AM	57.9	57.3	06:30 AM - 06:35 AM	59.7	57.6	09:10 AM - 09:15 AM	56.5	55.5
03:55 AM - 04:00 AM	57.6	57.1	06:35 AM - 06:40 AM	61.1	57.9	09:15 AM - 09:20 AM	56.6	55.9
04:00 AM - 04:05 AM	57.9	57.4	06:40 AM - 06:45 AM	60.8	58.5	09:20 AM - 09:25 AM	56.5	55.9
04:05 AM - 04:10 AM	58.1	57.5	06:45 AM - 06:50 AM	62.9	58.4	09:25 AM - 09:30 AM	58.4	56.3
04:10 AM - 04:15 AM	58.0	57.4	06:50 AM - 06:55 AM	60.2	57.7	09:30 AM - 09:35 AM	58.1	57.0
04:15 AM - 04:20 AM	57.9	57.3	06:55 AM - 07:00 AM	60.8	57.6	09:35 AM - 09:40 AM	58.2	56.9
04:20 AM - 04:25 AM	57.9	57.3	07:00 AM - 07:05 AM	58.7	57.3	09:40 AM - 09:45 AM	57.7	57.0
04:25 AM - 04:30 AM	57.8	57.3	07:05 AM - 07:10 AM	57.7	56.9	09:45 AM - 09:50 AM	57.7	56.9
04:30 AM - 04:35 AM	57.8	57.2	07:10 AM - 07:15 AM	58.7	57.8	09:50 AM - 09:55 AM	58.2	57.0
04:35 AM - 04:40 AM	57.8	57.1	07:15 AM - 07:20 AM	58.7	57.8	09:55 AM - 10:00 AM	58.1	57.3

The above results are valid only for the analyzed/tested sample(s) as indicated in this report. No part of the report or certificate may be reproduced in any form without written consent from the Laboratory. ALS Laboratory Group (Thailand) strongly recommends that this report is not reproduced except in full.

Approved by
Sarayuth Jittranont
Assistant General Manager

ระดับเสียง เฉลี่ย 8 ชั่วโมง (ต่อเนื่อง 72 ชั่วโมง)

Analysis / Test Report

Client : Gulf NLL2 Co., Ltd.
399 Moo 3, Nong La Lork, Ban Khai, Rayong Thailand 21120
P/O : 4210901773
Project Name : Monitoring EIA
Project Location : GNLL2

Lot ID: 23125146
Date Received : Nov 13, 2023
Date Reported : Nov 20, 2023
Report Number: 2838618-1

Sample Number	23125146-1
Parameter	Noise (Leq 8 hrs.)
Location	บริเวณกระบวนการผลิตไฟฟ้า : บริเวณ Gas Turbine Accessories System 1
Measurement Date	Nov 09, 2023
Measurement by	Norranon Tathongkham

Time	Leq (dB(A))	Lmax (dB(A))	L90 (dB(A))
10:00 AM - 11:00 AM	74.0	94.5	73.7
11:00 AM - 12:00 PM	74.0	77.1	73.6
12:00 PM - 01:00 PM	80.7	85.5	75.7
01:00 PM - 02:00 PM	79.9	81.3	79.6
02:00 PM - 03:00 PM	80.0	81.6	79.6
03:00 PM - 04:00 PM	79.9	81.3	79.5
04:00 PM - 05:00 PM	80.3	82.0	79.8
05:00 PM - 06:00 PM	80.2	81.4	79.9
Leq Average 8 hrs. (dB(A))	79.3		
Lmax (dB(A))		94.5	
Standard (dB(A))	90	140	

Reference Method : ISO1996-1 and 1996-2
Standard : ประกาศกระทรวงอุตสาหกรรม เรื่อง มาตรการคุ้มครองความปลอดภัย ในการประกอบกิจการโรงงานเกี่ยวกับสภาวะแวดล้อมในการทำงาน พ.ศ.๒๕๕๖

Technical Management ThanitaK.
Thanita Kulsuriwong
Scientist (4)

Approved by Supot S.
Supot Salamteh
Section Head

ADDRESS 616/10 Moo 5 T. Maenam Khu A. Pluakdaeng Rayong 21140 Thailand PHONE +66 0 3304 8555 FAX +66 0 3304 8556
ALS LABORATORY GROUP (THAILAND) CO., LTD. An ALS Limited Company

Life Sciences www.alsglobal.com
RIGHT SOLUTIONS RIGHT PARTNER

Analysis / Test Report

Client : Gulf NLL2 Co., Ltd.
399 Moo 3, Nong La Lork, Ban Khai, Rayong Thailand 21120
P/O : 4210901773
Project Name : Monitoring EIA
Project Location : GNLL2

Lot ID: 23125146
Date Received : Nov 13, 2023
Date Reported : Nov 20, 2023
Report Number: 2838619-1

Sample Number	23125146-2
Parameter	Noise (Leq 8 hrs.)
Location	บริเวณกระบวนการผลิตไฟฟ้า : บริเวณ Gas Turbine Accessories System 1
Measurement Date	Nov 09, 2023
Measurement by	Norranon Tathongkham

Time	Leq (dB(A))	Lmax (dB(A))	L90 (dB(A))
06:00 PM - 07:00 PM	80.3	81.5	80.0
07:00 PM - 08:00 PM	80.4	81.9	80.0
08:00 PM - 09:00 PM	80.5	81.8	80.1
09:00 PM - 10:00 PM	80.3	82.2	79.6
10:00 PM - 11:00 PM	79.3	81.1	78.8
11:00 PM - 12:00 AM	79.1	80.4	78.7
12:00 AM - 01:00 AM	79.0	80.4	78.6
01:00 AM - 02:00 AM	79.1	80.8	78.7
Leq Average 8 hrs. (dB(A))	79.8		
Lmax (dB(A))		82.2	
Standard (dB(A))	90	140	

Reference Method : ISO1996-1 and 1996-2
Standard : ประกาศกระทรวงอุตสาหกรรม เรื่อง มาตรการคุ้มครองความปลอดภัย ในการประกอบกิจการโรงงานเกี่ยวกับสภาวะแวดล้อมในการทำงาน พ.ศ.๒๕๕๖

Technical Management ThanitaK.
Thanita Kulsuriwong
Scientist (4)

Approved by Supot S.
Supot Salamteh
Section Head

ADDRESS 616/10 Moo 5 T. Maenam Khu A. Pluakdaeng Rayong 21140 Thailand PHONE +66 0 3304 8555 FAX +66 0 3304 8556
ALS LABORATORY GROUP (THAILAND) CO., LTD. An ALS Limited Company

Life Sciences www.alsglobal.com
RIGHT SOLUTIONS RIGHT PARTNER

Analysis / Test Report

Client : Gulf NLL2 Co., Ltd.
399 Moo 3, Nong La Lork, Ban Khai, Rayong Thailand 21120
P/O : 4210901773
Project Name : Monitoring EIA
Project Location : GNLL2

Lot ID: 23125146
Date Received : Nov 13, 2023
Date Reported : Nov 20, 2023
Report Number: 2838620-1

Sample Number	23125146-3
Parameter	Noise (Leq 8 hrs.)
Location	บริเวณกระบวนการผลิตไฟฟ้า : บริเวณ Gas Turbine Accessories System 1
Measurement Date	Nov 10, 2023
Measurement by	Norranon Tathongkham

Time	Leq (dB(A))	Lmax (dB(A))	L90 (dB(A))
02:00 AM - 03:00 AM	79.3	80.8	78.8
03:00 AM - 04:00 AM	79.0	80.4	78.6
04:00 AM - 05:00 AM	79.2	80.6	78.7
05:00 AM - 06:00 AM	79.8	82.0	79.0
06:00 AM - 07:00 AM	79.1	81.3	78.7
07:00 AM - 08:00 AM	79.1	80.5	78.6
08:00 AM - 09:00 AM	78.4	80.4	77.9
09:00 AM - 10:00 AM	77.9	79.7	77.5
Leq Average 8 hrs. (dB(A))	79.0		
Lmax (dB(A))		82.0	
Standard (dB(A))	90	140	

Reference Method : ISO1996-1 and 1996-2
Standard : ประกาศกระทรวงอุตสาหกรรม เรื่อง มาตรการคุ้มครองความปลอดภัย ในการประกอบกิจการโรงงานเกี่ยวกับสภาวะแวดล้อมในการทำงาน พ.ศ.๒๕๕๖

Technical Management ThanitaK.
Thanita Kulsuriwong
Scientist (4)

Approved by Supot S.
Supot Salamteh
Section Head

ADDRESS 616/10 Moo 5 T. Maenam Khu A. Pluakdaeng Rayong 21140 Thailand PHONE +66 0 3304 8555 FAX +66 0 3304 8556
ALS LABORATORY GROUP (THAILAND) CO., LTD. An ALS Limited Company

Life Sciences www.alsglobal.com
RIGHT SOLUTIONS RIGHT PARTNER

Analysis / Test Report

Client : Gulf NLL2 Co., Ltd.
399 Moo 3, Nong La Lork, Ban Khai, Rayong Thailand 21120
P/O : 4210901773
Project Name : Monitoring EIA
Project Location : GNLL2

Lot ID: 23125146
Date Received : Nov 13, 2023
Date Reported : Nov 20, 2023
Report Number: 2838621-1

Sample Number	23125146-4
Parameter	Noise (Leq 8 hrs.)
Location	บริเวณกระบวนการผลิตไฟฟ้า : บริเวณ Gas Turbine Accessories System 1
Measurement Date	Nov 10, 2023
Measurement by	Norranon Tathongkham

Time	Leq (dB(A))	Lmax (dB(A))	L90 (dB(A))
10:00 AM - 11:00 AM	77.8	79.3	77.5
11:00 AM - 12:00 PM	77.8	79.1	77.4
12:00 PM - 01:00 PM	79.1	82.5	78.2
01:00 PM - 02:00 PM	80.0	81.3	79.7
02:00 PM - 03:00 PM	80.0	81.6	79.6
03:00 PM - 04:00 PM	80.1	81.4	79.6
04:00 PM - 05:00 PM	80.6	85.5	79.6
05:00 PM - 06:00 PM	80.4	81.8	80.0
Leq Average 8 hrs. (dB(A))	79.6		
Lmax (dB(A))		85.5	
Standard (dB(A))	90	140	

Reference Method : ISO1996-1 and 1996-2
Standard : ประกาศกระทรวงอุตสาหกรรม เรื่อง มาตรการคุ้มครองความปลอดภัย ในการประกอบกิจการโรงงานเกี่ยวกับสภาวะแวดล้อมในการทำงาน พ.ศ.๒๕๕๖

Technical Management ThanitaK.
Thanita Kulsuriwong
Scientist (4)

Approved by Supot S.
Supot Salamteh
Section Head

ADDRESS 616/10 Moo 5 T. Maenam Khu A. Pluakdaeng Rayong 21140 Thailand PHONE +66 0 3304 8555 FAX +66 0 3304 8556
ALS LABORATORY GROUP (THAILAND) CO., LTD. An ALS Limited Company

Life Sciences www.alsglobal.com
RIGHT SOLUTIONS RIGHT PARTNER

Analysis / Test Report

Client : Gulf NLL2 Co., Ltd.
399 Moo 3, Nong La Lork, Ban Khai, Rayong Thailand 21120
P/O : 4210901773
Project Name : Monitoring EIA
Project Location : GNLL2

Lot ID: 23125146
Date Received : Nov 13, 2023
Date Reported : Nov 20, 2023
Report Number: 2838622-1

Sample Number 23125146-5
Parameter Noise (Leq 8 hrs.)
Location บริเวณกระบวนการผลิตไฟฟ้า : บริเวณ Gas Turbine Accessories System 1
Measurement Date Nov 10, 2023
Measurement by Norranon Tathongkham

Time	Leq (dB(A))	Lmax (dB(A))	L90 (dB(A))
06:00 PM - 07:00 PM	80.3	81.5	80.0
07:00 PM - 08:00 PM	80.3	81.6	80.0
08:00 PM - 09:00 PM	80.5	81.8	80.1
09:00 PM - 10:00 PM	80.5	82.7	79.9
10:00 PM - 11:00 PM	79.5	81.0	79.0
11:00 PM - 12:00 AM	79.4	80.9	78.9
12:00 AM - 01:00 AM	79.3	80.9	79.0
01:00 AM - 02:00 AM	79.3	80.9	78.9
Leq Average 8 hrs. (dB(A))	79.9		
Lmax (dB(A))		82.7	
Standard (dB(A))	90	140	

Reference Method : ISO1996-1 and 1996-2
Standard : ประกาศกระทรวงอุตสาหกรรม เรื่อง มาตรการคุ้มครองความปลอดภัย ในการประกอบกิจการโรงงานเกี่ยวกับสภาวะแวดล้อมในการทำงาน พ.ศ.๒๕๕๖

Technical Management Thanita K.
Thanita Kulsuriwong
Scientist (4)

Approved by Supot S.
Supot Salamteh
Section Head

ADDRESS 616/10 Moo 5 T. Maenam Khu A. Pluakdaeng Rayong 21140 Thailand PHONE +66 0 3304 8555 FAX +66 0 3304 8556
ALS LABORATORY GROUP (THAILAND) CO., LTD. An ALS Limited Company

Life Sciences www.alsglobal.com
RIGHT SOLUTIONS RIGHT PARTNER

Analysis / Test Report

Client : Gulf NLL2 Co., Ltd.
399 Moo 3, Nong La Lork, Ban Khai, Rayong Thailand 21120
P/O : 4210901773
Project Name : Monitoring EIA
Project Location : GNLL2

Lot ID: 23125146
Date Received : Nov 13, 2023
Date Reported : Nov 20, 2023
Report Number: 2838623-1

Sample Number 23125146-6
Parameter Noise (Leq 8 hrs.)
Location บริเวณกระบวนการผลิตไฟฟ้า : บริเวณ Gas Turbine Accessories System 1
Measurement Date Nov 11, 2023
Measurement by Norranon Tathongkham

Time	Leq (dB(A))	Lmax (dB(A))	L90 (dB(A))
02:00 AM - 03:00 AM	79.6	81.0	79.1
03:00 AM - 04:00 AM	79.3	80.9	78.8
04:00 AM - 05:00 AM	79.6	81.7	79.0
05:00 AM - 06:00 AM	79.4	80.9	79.0
06:00 AM - 07:00 AM	79.3	81.1	78.9
07:00 AM - 08:00 AM	79.3	80.7	78.9
08:00 AM - 09:00 AM	79.2	82.9	78.8
09:00 AM - 10:00 AM	79.0	80.8	78.4
Leq Average 8 hrs. (dB(A))	79.3		
Lmax (dB(A))		82.9	
Standard (dB(A))	90	140	

Reference Method : ISO1996-1 and 1996-2
Standard : ประกาศกระทรวงอุตสาหกรรม เรื่อง มาตรการคุ้มครองความปลอดภัย ในการประกอบกิจการโรงงานเกี่ยวกับสภาวะแวดล้อมในการทำงาน พ.ศ.๒๕๕๖

Technical Management Thanita K.
Thanita Kulsuriwong
Scientist (4)

Approved by Supot S.
Supot Salamteh
Section Head

ADDRESS 616/10 Moo 5 T. Maenam Khu A. Pluakdaeng Rayong 21140 Thailand PHONE +66 0 3304 8555 FAX +66 0 3304 8556
ALS LABORATORY GROUP (THAILAND) CO., LTD. An ALS Limited Company

Life Sciences www.alsglobal.com
RIGHT SOLUTIONS RIGHT PARTNER

Analysis / Test Report

Client : Gulf NLL2 Co., Ltd.
399 Moo 3, Nong La Lork, Ban Khai, Rayong Thailand 21120
P/O : 4210901773
Project Name : Monitoring EIA
Project Location : GNLL2

Lot ID: 23125146
Date Received : Nov 13, 2023
Date Reported : Nov 20, 2023
Report Number: 2838624-1

Sample Number 23125146-7
Parameter Noise (Leq 8 hrs.)
Location บริเวณกระบวนการผลิตไฟฟ้า : บริเวณ Gas Turbine Accessories System 1
Measurement Date Nov 11, 2023
Measurement by Norranon Tathongkham

Time	Leq (dB(A))	Lmax (dB(A))	L90 (dB(A))
10:00 AM - 11:00 AM	78.1	79.9	77.6
11:00 AM - 12:00 PM	77.9	79.3	77.5
12:00 PM - 01:00 PM	78.9	82.5	77.9
01:00 PM - 02:00 PM	78.9	80.7	78.6
02:00 PM - 03:00 PM	79.1	80.8	78.8
03:00 PM - 04:00 PM	79.2	80.1	78.8
04:00 PM - 05:00 PM	79.5	81.1	79.1
05:00 PM - 06:00 PM	79.5	80.9	79.1
Leq Average 8 hrs. (dB(A))	78.9		
Lmax (dB(A))		82.5	
Standard (dB(A))	90	140	

Reference Method : ISO1996-1 and 1996-2
Standard : ประกาศกระทรวงอุตสาหกรรม เรื่อง มาตรการคุ้มครองความปลอดภัย ในการประกอบกิจการโรงงานเกี่ยวกับสภาวะแวดล้อมในการทำงาน พ.ศ.๒๕๕๖

Technical Management Thanita K.
Thanita Kulsuriwong
Scientist (4)

Approved by Supot S.
Supot Salamteh
Section Head

ADDRESS 616/10 Moo 5 T. Maenam Khu A. Pluakdaeng Rayong 21140 Thailand PHONE +66 0 3304 8555 FAX +66 0 3304 8556
ALS LABORATORY GROUP (THAILAND) CO., LTD. An ALS Limited Company

Life Sciences www.alsglobal.com
RIGHT SOLUTIONS RIGHT PARTNER

Analysis / Test Report

Client : Gulf NLL2 Co., Ltd.
399 Moo 3, Nong La Lork, Ban Khai, Rayong Thailand 21120
P/O : 4210901773
Project Name : Monitoring EIA
Project Location : GNLL2

Lot ID: 23125146
Date Received : Nov 13, 2023
Date Reported : Nov 20, 2023
Report Number: 2838625-1

Sample Number 23125146-8
Parameter Noise (Leq 8 hrs.)
Location บริเวณกระบวนการผลิตไฟฟ้า : บริเวณ Gas Turbine Accessories System 1
Measurement Date Nov 11, 2023
Measurement by Norranon Tathongkham

Time	Leq (dB(A))	Lmax (dB(A))	L90 (dB(A))
06:00 PM - 07:00 PM	79.2	80.9	78.6
07:00 PM - 08:00 PM	79.2	80.8	78.7
08:00 PM - 09:00 PM	79.2	80.6	78.6
09:00 PM - 10:00 PM	79.1	80.5	78.6
10:00 PM - 11:00 PM	79.3	81.2	78.8
11:00 PM - 12:00 AM	80.0	82.8	79.0
12:00 AM - 01:00 AM	79.3	81.0	78.8
01:00 AM - 02:00 AM	79.0	80.7	78.4
Leq Average 8 hrs. (dB(A))	79.3		
Lmax (dB(A))		82.8	
Standard (dB(A))	90	140	

Reference Method : ISO1996-1 and 1996-2
Standard : ประกาศกระทรวงอุตสาหกรรม เรื่อง มาตรการคุ้มครองความปลอดภัย ในการประกอบกิจการโรงงานเกี่ยวกับสภาวะแวดล้อมในการทำงาน พ.ศ.๒๕๕๖

Technical Management Thanita K.
Thanita Kulsuriwong
Scientist (4)

Approved by Supot S.
Supot Salamteh
Section Head

ADDRESS 616/10 Moo 5 T. Maenam Khu A. Pluakdaeng Rayong 21140 Thailand PHONE +66 0 3304 8555 FAX +66 0 3304 8556
ALS LABORATORY GROUP (THAILAND) CO., LTD. An ALS Limited Company

Life Sciences www.alsglobal.com
RIGHT SOLUTIONS RIGHT PARTNER

Analysis / Test Report

Client : Gulf NLL2 Co., Ltd.
399 Moo 3, Nong La Lork, Ban Khai, Rayong Thailand 21120
P/O : 4210901773
Project Name : Monitoring EIA
Project Location : GNLL2

Lot ID: 23125146
Date Received : Nov 13, 2023
Date Reported : Nov 20, 2023
Report Number: 2838626-1

Sample Number	23125146-9
Parameter	Noise (Leq 8 hrs.)
Location	บริเวณกระบวนการผลิตไฟฟ้า : บริเวณ Gas Turbine Accessories System 1
Measurement Date	Nov 12, 2023
Measurement by	Norranon Tathongkham

Time	Leq (dB(A))	Lmax (dB(A))	L90 (dB(A))
02:00 AM - 03:00 AM	79.4	81.3	78.9
03:00 AM - 04:00 AM	79.7	81.2	79.3
04:00 AM - 05:00 AM	79.5	80.9	79.2
05:00 AM - 06:00 AM	79.5	80.7	79.1
06:00 AM - 07:00 AM	79.4	80.9	78.9
07:00 AM - 08:00 AM	79.4	81.4	78.8
08:00 AM - 09:00 AM	79.4	81.1	78.9
09:00 AM - 10:00 AM	79.4	81.1	78.7
Leq Average 8 hrs. (dB(A))	79.5		
Lmax (dB(A))		81.4	
Standard (dB(A))	90	140	

Reference Method : ISO1996-1 and 1996-2
Standard : ประกาศกระทรวงอุตสาหกรรม เรื่อง มาตรการคุ้มครองความปลอดภัย ในการประกอบกิจการโรงงานเกี่ยวกับสภาวะแวดล้อมในการทำงาน พ.ศ.๒๕๓๖

Technical Management Thanita K. — Thanita Kulsuriwong, Scientist (4)
Approved by Supot S. — Supot Salamteh, Section Head

ADDRESS 616/10 Moo 5 T. Maenam Khu A. Pluakdaeng Rayong 21140 Thailand PHONE +66 0 3304 8555 FAX +66 0 3304 8556
ALS LABORATORY GROUP (THAILAND) CO., LTD. An ALS Limited Company

Life Sciences www.alsglobal.com
RIGHT SOLUTIONS RIGHT PARTNER

Analysis / Test Report

Client : Gulf NLL2 Co., Ltd.
399 Moo 3, Nong La Lork, Ban Khai, Rayong Thailand 21120
P/O : 4210901773
Project Name : Monitoring EIA
Project Location : GNLL2

Lot ID: 23125146
Date Received : Nov 13, 2023
Date Reported : Nov 20, 2023
Report Number: 2838627-1

Sample Number	23125146-10
Parameter	Noise (Leq 8 hrs.)
Location	บริเวณกระบวนการผลิตไฟฟ้า : บริเวณ Gas Turbine Accessories System 2
Measurement Date	Nov 09, 2023
Measurement by	Norranon Tathongkham

Time	Leq (dB(A))	Lmax (dB(A))	L90 (dB(A))
10:00 AM - 11:00 AM	78.4	80.0	78.0
11:00 AM - 12:00 PM	78.2	80.1	77.6
12:00 PM - 01:00 PM	79.1	82.1	78.3
01:00 PM - 02:00 PM	78.5	80.4	77.9
02:00 PM - 03:00 PM	78.5	80.7	78.1
03:00 PM - 04:00 PM	78.4	80.3	77.9
04:00 PM - 05:00 PM	78.0	79.5	77.5
05:00 PM - 06:00 PM	77.8	79.1	77.4
Leq Average 8 hrs. (dB(A))	78.4		
Lmax (dB(A))		82.1	
Standard (dB(A))	90	140	

Reference Method : ISO1996-1 and 1996-2
Standard : ประกาศกระทรวงอุตสาหกรรม เรื่อง มาตรการคุ้มครองความปลอดภัย ในการประกอบกิจการโรงงานเกี่ยวกับสภาวะแวดล้อมในการทำงาน พ.ศ.๒๕๓๖

Technical Management Thanita K. — Thanita Kulsuriwong, Scientist (4)
Approved by Supot S. — Supot Salamteh, Section Head

ADDRESS 616/10 Moo 5 T. Maenam Khu A. Pluakdaeng Rayong 21140 Thailand PHONE +66 0 3304 8555 FAX +66 0 3304 8556
ALS LABORATORY GROUP (THAILAND) CO., LTD. An ALS Limited Company

Life Sciences www.alsglobal.com
RIGHT SOLUTIONS RIGHT PARTNER

Analysis / Test Report

Client : Gulf NLL2 Co., Ltd.
399 Moo 3, Nong La Lork, Ban Khai, Rayong Thailand 21120
P/O : 4210901773
Project Name : Monitoring EIA
Project Location : GNLL2

Lot ID: 23125146
Date Received : Nov 13, 2023
Date Reported : Nov 20, 2023
Report Number: 2838628-1

Sample Number	23125146-11
Parameter	Noise (Leq 8 hrs.)
Location	บริเวณกระบวนการผลิตไฟฟ้า : บริเวณ Gas Turbine Accessories System 2
Measurement Date	Nov 09, 2023
Measurement by	Norranon Tathongkham

Time	Leq (dB(A))	Lmax (dB(A))	L90 (dB(A))
06:00 PM - 07:00 PM	78.0	79.6	77.5
07:00 PM - 08:00 PM	78.6	80.3	78.1
08:00 PM - 09:00 PM	78.5	80.2	78.0
09:00 PM - 10:00 PM	74.6	83.4	72.0
10:00 PM - 11:00 PM	72.0	73.7	71.5
11:00 PM - 12:00 AM	71.8	73.4	71.4
12:00 AM - 01:00 AM	71.7	73.1	71.3
01:00 AM - 02:00 AM	71.6	87.6	71.2
Leq Average 8 hrs. (dB(A))	75.7		
Lmax (dB(A))		87.6	
Standard (dB(A))	90	140	

Reference Method : ISO1996-1 and 1996-2
Standard : ประกาศกระทรวงอุตสาหกรรม เรื่อง มาตรการคุ้มครองความปลอดภัย ในการประกอบกิจการโรงงานเกี่ยวกับสภาวะแวดล้อมในการทำงาน พ.ศ.๒๕๓๖

Technical Management Thanita K. — Thanita Kulsuriwong, Scientist (4)
Approved by Supot S. — Supot Salamteh, Section Head

ADDRESS 616/10 Moo 5 T. Maenam Khu A. Pluakdaeng Rayong 21140 Thailand PHONE +66 0 3304 8555 FAX +66 0 3304 8556
ALS LABORATORY GROUP (THAILAND) CO., LTD. An ALS Limited Company

Life Sciences www.alsglobal.com
RIGHT SOLUTIONS RIGHT PARTNER

Analysis / Test Report

Client : Gulf NLL2 Co., Ltd.
399 Moo 3, Nong La Lork, Ban Khai, Rayong Thailand 21120
P/O : 4210901773
Project Name : Monitoring EIA
Project Location : GNLL2

Lot ID: 23125146
Date Received : Nov 13, 2023
Date Reported : Nov 20, 2023
Report Number: 2838629-1

Sample Number	23125146-12
Parameter	Noise (Leq 8 hrs.)
Location	บริเวณกระบวนการผลิตไฟฟ้า : บริเวณ Gas Turbine Accessories System 2
Measurement Date	Nov 10, 2023
Measurement by	Norranon Tathongkham

Time	Leq (dB(A))	Lmax (dB(A))	L90 (dB(A))
02:00 AM - 03:00 AM	71.6	73.0	71.2
03:00 AM - 04:00 AM	71.6	73.3	71.3
04:00 AM - 05:00 AM	71.6	73.1	71.1
05:00 AM - 06:00 AM	71.8	73.9	71.2
06:00 AM - 07:00 AM	71.5	76.4	71.1
07:00 AM - 08:00 AM	71.4	73.3	70.9
08:00 AM - 09:00 AM	71.0	77.4	70.6
09:00 AM - 10:00 AM	70.7	72.8	70.3
Leq Average 8 hrs. (dB(A))	71.4		
Lmax (dB(A))		77.4	
Standard (dB(A))	90	140	

Reference Method : ISO1996-1 and 1996-2
Standard : ประกาศกระทรวงอุตสาหกรรม เรื่อง มาตรการคุ้มครองความปลอดภัย ในการประกอบกิจการโรงงานเกี่ยวกับสภาวะแวดล้อมในการทำงาน พ.ศ.๒๕๓๖

Technical Management Thanita K. — Thanita Kulsuriwong, Scientist (4)
Approved by Supot S. — Supot Salamteh, Section Head

ADDRESS 616/10 Moo 5 T. Maenam Khu A. Pluakdaeng Rayong 21140 Thailand PHONE +66 0 3304 8555 FAX +66 0 3304 8556
ALS LABORATORY GROUP (THAILAND) CO., LTD. An ALS Limited Company

Life Sciences www.alsglobal.com
RIGHT SOLUTIONS RIGHT PARTNER

Analysis / Test Report

Client : Gulf NLL2 Co., Ltd.
399 Moo 3, Nong La Lork, Ban Khai, Rayong Thailand 21120
P/O : 4210901773
Project Name : Monitoring EIA
Project Location : GNLL2

Lot ID: 23125146
Date Received : Nov 13, 2023
Date Reported : Nov 20, 2023
Report Number: 2838630-1

Sample Number	23125146-13
Parameter	Noise (Leq 8 hrs.)
Location	บริเวณกระบวนการผลิตไฟฟ้า : บริเวณ Gas Turbine Accessories System 2
Measurement Date	Nov 10, 2023
Measurement by	Norranon Tathongkham

Time	Leq (dB(A))	Lmax (dB(A))	L90 (dB(A))
10:00 AM - 11:00 AM	70.8	76.7	70.4
11:00 AM - 12:00 PM	70.6	73.3	70.2
12:00 PM - 01:00 PM	78.4	82.3	77.1
01:00 PM - 02:00 PM	78.1	81.0	77.5
02:00 PM - 03:00 PM	77.6	79.7	76.9
03:00 PM - 04:00 PM	77.4	80.9	76.6
04:00 PM - 05:00 PM	77.5	86.1	76.8
05:00 PM - 06:00 PM	77.8	79.4	77.2
Leq Average 8 hrs. (dB(A))	76.8		
Lmax (dB(A))		86.1	
Standard (dB(A))	90	140	

Reference Method : ISO1996-1 and 1996-2
Standard : ประกาศกระทรวงอุตสาหกรรม เรื่อง มาตรการคุ้มครองความปลอดภัย ในการประกอบกิจการโรงงานเกี่ยวกับสภาวะแวดล้อมในการทำงาน พ.ศ.๒๕๕๖

Technical Management Thanita K. — Thanita Kulsuriwong, Scientist (4)
Approved by Supot S. — Supot Salamteh, Section Head

Analysis / Test Report

Client : Gulf NLL2 Co., Ltd.
399 Moo 3, Nong La Lork, Ban Khai, Rayong Thailand 21120
P/O : 4210901773
Project Name : Monitoring EIA
Project Location : GNLL2

Lot ID: 23125146
Date Received : Nov 13, 2023
Date Reported : Nov 20, 2023
Report Number: 2838631-1

Sample Number	23125146-14
Parameter	Noise (Leq 8 hrs.)
Location	บริเวณกระบวนการผลิตไฟฟ้า : บริเวณ Gas Turbine Accessories System 2
Measurement Date	Nov 10, 2023
Measurement by	Norranon Tathongkham

Time	Leq (dB(A))	Lmax (dB(A))	L90 (dB(A))
06:00 PM - 07:00 PM	78.0	79.9	77.4
07:00 PM - 08:00 PM	78.2	80.1	77.6
08:00 PM - 09:00 PM	78.2	80.2	77.4
09:00 PM - 10:00 PM	74.5	84.1	71.5
10:00 PM - 11:00 PM	71.6	73.3	71.2
11:00 PM - 12:00 AM	71.5	73.1	71.1
12:00 AM - 01:00 AM	71.7	73.2	71.2
01:00 AM - 02:00 AM	71.6	79.7	71.1
Leq Average 8 hrs. (dB(A))	75.5		
Lmax (dB(A))		84.1	
Standard (dB(A))	90	140	

Reference Method : ISO1996-1 and 1996-2
Standard : ประกาศกระทรวงอุตสาหกรรม เรื่อง มาตรการคุ้มครองความปลอดภัย ในการประกอบกิจการโรงงานเกี่ยวกับสภาวะแวดล้อมในการทำงาน พ.ศ.๒๕๕๖

Technical Management Thanita K. — Thanita Kulsuriwong, Scientist (4)
Approved by Supot S. — Supot Salamteh, Section Head

Analysis / Test Report

Client : Gulf NLL2 Co., Ltd.
399 Moo 3, Nong La Lork, Ban Khai, Rayong Thailand 21120
P/O : 4210901773
Project Name : Monitoring EIA
Project Location : GNLL2

Lot ID: 23125146
Date Received : Nov 13, 2023
Date Reported : Nov 20, 2023
Report Number: 2838632-1

Sample Number	23125146-15
Parameter	Noise (Leq 8 hrs.)
Location	บริเวณกระบวนการผลิตไฟฟ้า : บริเวณ Gas Turbine Accessories System 2
Measurement Date	Nov 11, 2023
Measurement by	Norranon Tathongkham

Time	Leq (dB(A))	Lmax (dB(A))	L90 (dB(A))
02:00 AM - 03:00 AM	71.6	73.0	71.2
03:00 AM - 04:00 AM	71.5	72.9	71.1
04:00 AM - 05:00 AM	71.7	73.2	71.2
05:00 AM - 06:00 AM	71.4	72.8	70.9
06:00 AM - 07:00 AM	71.5	74.7	71.0
07:00 AM - 08:00 AM	71.4	73.4	71.0
08:00 AM - 09:00 AM	71.1	73.2	70.7
09:00 AM - 10:00 AM	71.2	76.4	70.7
Leq Average 8 hrs. (dB(A))	71.4		
Lmax (dB(A))		76.4	
Standard (dB(A))	90	140	

Reference Method : ISO1996-1 and 1996-2
Standard : ประกาศกระทรวงอุตสาหกรรม เรื่อง มาตรการคุ้มครองความปลอดภัย ในการประกอบกิจการโรงงานเกี่ยวกับสภาวะแวดล้อมในการทำงาน พ.ศ.๒๕๕๖

Technical Management Thanita K. — Thanita Kulsuriwong, Scientist (4)
Approved by Supot S. — Supot Salamteh, Section Head

Analysis / Test Report

Client : Gulf NLL2 Co., Ltd.
399 Moo 3, Nong La Lork, Ban Khai, Rayong Thailand 21120
P/O : 4210901773
Project Name : Monitoring EIA
Project Location : GNLL2

Lot ID: 23125146
Date Received : Nov 13, 2023
Date Reported : Nov 20, 2023
Report Number: 2838633-1

Sample Number	23125146-16
Parameter	Noise (Leq 8 hrs.)
Location	บริเวณกระบวนการผลิตไฟฟ้า : บริเวณ Gas Turbine Accessories System 2
Measurement Date	Nov 11, 2023
Measurement by	Norranon Tathongkham

Time	Leq (dB(A))	Lmax (dB(A))	L90 (dB(A))
10:00 AM - 11:00 AM	70.9	73.3	70.5
11:00 AM - 12:00 PM	70.5	72.1	70.1
12:00 PM - 01:00 PM	77.9	82.0	76.2
01:00 PM - 02:00 PM	78.8	80.6	78.4
02:00 PM - 03:00 PM	78.4	80.0	78.0
03:00 PM - 04:00 PM	78.4	80.1	78.0
04:00 PM - 05:00 PM	78.5	80.0	78.0
05:00 PM - 06:00 PM	77.9	79.6	77.5
Leq Average 8 hrs. (dB(A))	77.3		
Lmax (dB(A))		82.0	
Standard (dB(A))	90	140	

Reference Method : ISO1996-1 and 1996-2
Standard : ประกาศกระทรวงอุตสาหกรรม เรื่อง มาตรการคุ้มครองความปลอดภัย ในการประกอบกิจการโรงงานเกี่ยวกับสภาวะแวดล้อมในการทำงาน พ.ศ.๒๕๕๖

Technical Management Thanita K. — Thanita Kulsuriwong, Scientist (4)
Approved by Supot S. — Supot Salamteh, Section Head

Analysis / Test Report

Client : Gulf NLL2 Co., Ltd.
399 Moo 3, Nong La Lork, Ban Khai, Rayong Thailand 21120
P/O : 4210901773
Project Name : Monitoring EIA
Project Location : GNLL2

Lot ID: 23125146
Date Received : Nov 13, 2023
Date Reported : Nov 20, 2023
Report Number: 2838634-1

Sample Number	23125146-17
Parameter	Noise (Leq 8 hrs.)
Location	บริเวณกระบวนการผลิตไฟฟ้า : บริเวณ Gas Turbine Accessories System 2
Measurement Date	Nov 11, 2023
Measurement by	Norranon Tathongkham

Time	Leq (dB(A))	Lmax (dB(A))	L90 (dB(A))
06:00 PM - 07:00 PM	77.9	79.7	77.5
07:00 PM - 08:00 PM	77.8	79.0	77.6
08:00 PM - 09:00 PM	77.9	79.5	77.5
09:00 PM - 10:00 PM	77.3	79.9	76.8
10:00 PM - 11:00 PM	77.1	78.6	76.6
11:00 PM - 12:00 AM	76.8	78.7	76.1
12:00 AM - 01:00 AM	76.7	79.0	76.0
01:00 AM - 02:00 AM	76.3	78.8	75.3
Leq Average 8 hrs. (dB(A))	77.3		
Lmax (dB(A))		79.9	
Standard (dB(A))	90	140	

Reference Method : ISO1996-1 and 1996-2
Standard : ประกาศกระทรวงอุตสาหกรรม เรื่อง มาตรการคุ้มครองความปลอดภัย ในการประกอบกิจการโรงงานเกี่ยวกับสภาวะแวดล้อมในการทำงาน พ.ศ.๒๕๕๖

Technical Management ThanitaK.
Thanita Kulsuriwong
Scientist (4)

Approved by Supt S.
Supot Salamteh
Section Head

ADDRESS 616/10 Moo 5 T. Maenam Khu A. Pluakdaeng Rayong 21140 Thailand PHONE +66 0 3304 8555 FAX +66 0 3304 8556
ALS LABORATORY GROUP (THAILAND) CO., LTD. An ALS Limited Company

Life Sciences www.alsglobal.com
RIGHT SOLUTIONS RIGHT PARTNER

Analysis / Test Report

Client : Gulf NLL2 Co., Ltd.
399 Moo 3, Nong La Lork, Ban Khai, Rayong Thailand 21120
P/O : 4210901773
Project Name : Monitoring EIA
Project Location : GNLL2

Lot ID: 23125146
Date Received : Nov 13, 2023
Date Reported : Nov 20, 2023
Report Number: 2838635-1

Sample Number	23125146-18
Parameter	Noise (Leq 8 hrs.)
Location	บริเวณกระบวนการผลิตไฟฟ้า : บริเวณ Gas Turbine Accessories System 2
Measurement Date	Nov 12, 2023
Measurement by	Norranon Tathongkham

Time	Leq (dB(A))	Lmax (dB(A))	L90 (dB(A))
02:00 AM - 03:00 AM	76.3	77.9	75.7
03:00 AM - 04:00 AM	76.4	78.2	75.9
04:00 AM - 05:00 AM	76.3	78.1	75.9
05:00 AM - 06:00 AM	76.3	78.3	75.7
06:00 AM - 07:00 AM	76.1	77.9	75.6
07:00 AM - 08:00 AM	76.8	79.1	76.0
08:00 AM - 09:00 AM	77.6	79.8	77.0
09:00 AM - 10:00 AM	78.5	80.0	77.9
Leq Average 8 hrs. (dB(A))	76.9		
Lmax (dB(A))		80.0	
Standard (dB(A))	90	140	

Reference Method : ISO1996-1 and 1996-2
Standard : ประกาศกระทรวงอุตสาหกรรม เรื่อง มาตรการคุ้มครองความปลอดภัย ในการประกอบกิจการโรงงานเกี่ยวกับสภาวะแวดล้อมในการทำงาน พ.ศ.๒๕๕๖

Technical Management ThanitaK.
Thanita Kulsuriwong
Scientist (4)

Approved by Supt S.
Supot Salamteh
Section Head

ADDRESS 616/10 Moo 5 T. Maenam Khu A. Pluakdaeng Rayong 21140 Thailand PHONE +66 0 3304 8555 FAX +66 0 3304 8556
ALS LABORATORY GROUP (THAILAND) CO., LTD. An ALS Limited Company

Life Sciences www.alsglobal.com
RIGHT SOLUTIONS RIGHT PARTNER

Analysis / Test Report

Client : Gulf NLL2 Co., Ltd.
399 Moo 3, Nong La Lork, Ban Khai, Rayong Thailand 21120
P/O : 4210901773
Project Name : Monitoring EIA
Project Location : GNLL2

Lot ID: 23125146
Date Received : Nov 13, 2023
Date Reported : Nov 20, 2023
Report Number: 2838636-1

Sample Number	23125146-19
Parameter	Noise (Leq 8 hrs.)
Location	บริเวณกระบวนการผลิตไฟฟ้า : บริเวณ Steam Turbine Generator
Measurement Date	Nov 09, 2023
Measurement by	Norranon Tathongkham

Time	Leq (dB(A))	Lmax (dB(A))	L90 (dB(A))
10:00 AM - 11:00 AM	75.0	98.0	74.7
11:00 AM - 12:00 PM	75.1	78.0	74.6
12:00 PM - 01:00 PM	78.7	83.1	76.6
01:00 PM - 02:00 PM	76.9	79.7	76.6
02:00 PM - 03:00 PM	77.0	78.2	76.7
03:00 PM - 04:00 PM	77.0	78.2	76.7
04:00 PM - 05:00 PM	77.2	78.3	76.8
05:00 PM - 06:00 PM	77.2	78.5	76.9
Leq Average 8 hrs. (dB(A))	76.9		
Lmax (dB(A))		98.0	
Standard (dB(A))	90	140	

Reference Method : ISO1996-1 and 1996-2
Standard : ประกาศกระทรวงอุตสาหกรรม เรื่อง มาตรการคุ้มครองความปลอดภัย ในการประกอบกิจการโรงงานเกี่ยวกับสภาวะแวดล้อมในการทำงาน พ.ศ.๒๕๕๖

Technical Management ThanitaK.
Thanita Kulsuriwong
Scientist (4)

Approved by Supt S.
Supot Salamteh
Section Head

ADDRESS 616/10 Moo 5 T. Maenam Khu A. Pluakdaeng Rayong 21140 Thailand PHONE +66 0 3304 8555 FAX +66 0 3304 8556
ALS LABORATORY GROUP (THAILAND) CO., LTD. An ALS Limited Company

Life Sciences www.alsglobal.com
RIGHT SOLUTIONS RIGHT PARTNER

Analysis / Test Report

Client : Gulf NLL2 Co., Ltd.
399 Moo 3, Nong La Lork, Ban Khai, Rayong Thailand 21120
P/O : 4210901773
Project Name : Monitoring EIA
Project Location : GNLL2

Lot ID: 23125146
Date Received : Nov 13, 2023
Date Reported : Nov 20, 2023
Report Number: 2838637-1

Sample Number	23125146-20
Parameter	Noise (Leq 8 hrs.)
Location	บริเวณกระบวนการผลิตไฟฟ้า : บริเวณ Steam Turbine Generator
Measurement Date	Nov 09, 2023
Measurement by	Norranon Tathongkham

Time	Leq (dB(A))	Lmax (dB(A))	L90 (dB(A))
06:00 PM - 07:00 PM	77.2	78.3	77.0
07:00 PM - 08:00 PM	77.3	78.3	77.0
08:00 PM - 09:00 PM	77.3	78.4	77.1
09:00 PM - 10:00 PM	77.5	80.2	75.9
10:00 PM - 11:00 PM	75.6	76.8	75.3
11:00 PM - 12:00 AM	75.4	76.9	75.1
12:00 AM - 01:00 AM	75.2	76.7	74.9
01:00 AM - 02:00 AM	75.2	77.4	74.9
Leq Average 8 hrs. (dB(A))	76.5		
Lmax (dB(A))		80.2	
Standard (dB(A))	90	140	

Reference Method : ISO1996-1 and 1996-2
Standard : ประกาศกระทรวงอุตสาหกรรม เรื่อง มาตรการคุ้มครองความปลอดภัย ในการประกอบกิจการโรงงานเกี่ยวกับสภาวะแวดล้อมในการทำงาน พ.ศ.๒๕๕๖

Technical Management ThanitaK.
Thanita Kulsuriwong
Scientist (4)

Approved by Supt S.
Supot Salamteh
Section Head

ADDRESS 616/10 Moo 5 T. Maenam Khu A. Pluakdaeng Rayong 21140 Thailand PHONE +66 0 3304 8555 FAX +66 0 3304 8556
ALS LABORATORY GROUP (THAILAND) CO., LTD. An ALS Limited Company

Life Sciences www.alsglobal.com
RIGHT SOLUTIONS RIGHT PARTNER

Analysis / Test Report

Client : Gulf NLL2 Co., Ltd.
399 Moo 3, Nong La Lork, Ban Khai, Rayong Thailand 21120
P/O : 4210901773
Project Name : Monitoring EIA
Project Location : GNLL2

Lot ID: 23125146
Date Received : Nov 13, 2023
Date Reported : Nov 20, 2023
Report Number: 2838638-1

Sample Number 23125146-21
Parameter Noise (Leq 8 hrs.)
Location บริเวณกระบวนการผลิตไฟฟ้า : บริเวณ Steam Turbine Generator
Measurement Date Nov 10, 2023
Measurement by Norranon Tathongkham

Time	Leq (dB(A))	Lmax (dB(A))	L90 (dB(A))
02:00 AM - 03:00 AM	75.7	77.7	74.9
03:00 AM - 04:00 AM	75.1	76.2	74.7
04:00 AM - 05:00 AM	75.2	76.6	74.8
05:00 AM - 06:00 AM	76.2	79.1	75.2
06:00 AM - 07:00 AM	75.2	76.5	74.8
07:00 AM - 08:00 AM	75.3	76.6	74.9
08:00 AM - 09:00 AM	75.1	76.2	74.9
09:00 AM - 10:00 AM	74.9	76.0	74.6
Leq Average 8 hrs. (dB(A))	75.4		
Lmax (dB(A))		79.1	
Standard (dB(A))	90	140	

Reference Method : ISO1996-1 and 1996-2
Standard : ประกาศกระทรวงอุตสาหกรรม เรื่อง มาตรการคุ้มครองความปลอดภัย ในการประกอบกิจการโรงงานเกี่ยวกับสภาวะแวดล้อมในการทำงาน พ.ศ.๒๕๔๖

Technical Management Thanita K.
Thanita Kulsuriwong
Scientist (4)

Approved by Supot S.
Supot Salamteh
Section Head

ADDRESS 616/10 Moo 5 T. Maenam Khu A. Pluakdaeng Rayong 21140 Thailand PHONE +66 0 3304 8555 FAX +66 0 3304 8556
ALS LABORATORY GROUP (THAILAND) CO., LTD. An ALS Limited Company

Life Sciences www.alsglobal.com
RIGHT SOLUTIONS RIGHT PARTNER

Analysis / Test Report

Client : Gulf NLL2 Co., Ltd.
399 Moo 3, Nong La Lork, Ban Khai, Rayong Thailand 21120
P/O : 4210901773
Project Name : Monitoring EIA
Project Location : GNLL2

Lot ID: 23125146
Date Received : Nov 13, 2023
Date Reported : Nov 20, 2023
Report Number: 2838639-1

Sample Number 23125146-22
Parameter Noise (Leq 8 hrs.)
Location บริเวณกระบวนการผลิตไฟฟ้า : บริเวณ Steam Turbine Generator
Measurement Date Nov 10, 2023
Measurement by Norranon Tathongkham

Time	Leq (dB(A))	Lmax (dB(A))	L90 (dB(A))
10:00 AM - 11:00 AM	74.9	76.3	74.4
11:00 AM - 12:00 PM	74.5	78.8	74.1
12:00 PM - 01:00 PM	76.8	80.1	76.0
01:00 PM - 02:00 PM	77.1	80.0	76.8
02:00 PM - 03:00 PM	77.2	79.2	76.9
03:00 PM - 04:00 PM	77.1	78.4	76.8
04:00 PM - 05:00 PM	77.7	87.5	77.1
05:00 PM - 06:00 PM	77.6	78.7	77.2
Leq Average 8 hrs. (dB(A))	76.7		
Lmax (dB(A))		87.5	
Standard (dB(A))	90	140	

Reference Method : ISO1996-1 and 1996-2
Standard : ประกาศกระทรวงอุตสาหกรรม เรื่อง มาตรการคุ้มครองความปลอดภัย ในการประกอบกิจการโรงงานเกี่ยวกับสภาวะแวดล้อมในการทำงาน พ.ศ.๒๕๔๖

Technical Management Thanita K.
Thanita Kulsuriwong
Scientist (4)

Approved by Supot S.
Supot Salamteh
Section Head

ADDRESS 616/10 Moo 5 T. Maenam Khu A. Pluakdaeng Rayong 21140 Thailand PHONE +66 0 3304 8555 FAX +66 0 3304 8556
ALS LABORATORY GROUP (THAILAND) CO., LTD. An ALS Limited Company

Life Sciences www.alsglobal.com
RIGHT SOLUTIONS RIGHT PARTNER

Analysis / Test Report

Client : Gulf NLL2 Co., Ltd.
399 Moo 3, Nong La Lork, Ban Khai, Rayong Thailand 21120
P/O : 4210901773
Project Name : Monitoring EIA
Project Location : GNLL2

Lot ID: 23125146
Date Received : Nov 13, 2023
Date Reported : Nov 20, 2023
Report Number: 2838640-1

Sample Number 23125146-23
Parameter Noise (Leq 8 hrs.)
Location บริเวณกระบวนการผลิตไฟฟ้า : บริเวณ Steam Turbine Generator
Measurement Date Nov 10, 2023
Measurement by Norranon Tathongkham

Time	Leq (dB(A))	Lmax (dB(A))	L90 (dB(A))
06:00 PM - 07:00 PM	77.5	78.6	77.2
07:00 PM - 08:00 PM	77.6	78.7	77.2
08:00 PM - 09:00 PM	77.6	78.6	77.3
09:00 PM - 10:00 PM	77.5	81.7	76.1
10:00 PM - 11:00 PM	75.4	77.3	74.8
11:00 PM - 12:00 AM	75.2	76.5	74.8
12:00 AM - 01:00 AM	75.1	76.5	74.7
01:00 AM - 02:00 AM	74.9	76.2	74.6
Leq Average 8 hrs. (dB(A))	76.5		
Lmax (dB(A))		81.7	
Standard (dB(A))	90	140	

Reference Method : ISO1996-1 and 1996-2
Standard : ประกาศกระทรวงอุตสาหกรรม เรื่อง มาตรการคุ้มครองความปลอดภัย ในการประกอบกิจการโรงงานเกี่ยวกับสภาวะแวดล้อมในการทำงาน พ.ศ.๒๕๔๖

Technical Management Thanita K.
Thanita Kulsuriwong
Scientist (4)

Approved by Supot S.
Supot Salamteh
Section Head

ADDRESS 616/10 Moo 5 T. Maenam Khu A. Pluakdaeng Rayong 21140 Thailand PHONE +66 0 3304 8555 FAX +66 0 3304 8556
ALS LABORATORY GROUP (THAILAND) CO., LTD. An ALS Limited Company

Life Sciences www.alsglobal.com
RIGHT SOLUTIONS RIGHT PARTNER

Analysis / Test Report

Client : Gulf NLL2 Co., Ltd.
399 Moo 3, Nong La Lork, Ban Khai, Rayong Thailand 21120
P/O : 4210901773
Project Name : Monitoring EIA
Project Location : GNLL2

Lot ID: 23125146
Date Received : Nov 13, 2023
Date Reported : Nov 20, 2023
Report Number: 2838641-1

Sample Number 23125146-24
Parameter Noise (Leq 8 hrs.)
Location บริเวณกระบวนการผลิตไฟฟ้า : บริเวณ Steam Turbine Generator
Measurement Date Nov 11, 2023
Measurement by Norranon Tathongkham

Time	Leq (dB(A))	Lmax (dB(A))	L90 (dB(A))
02:00 AM - 03:00 AM	75.9	77.8	75.1
03:00 AM - 04:00 AM	74.9	76.3	74.5
04:00 AM - 05:00 AM	75.6	78.1	74.7
05:00 AM - 06:00 AM	75.0	76.5	74.6
06:00 AM - 07:00 AM	74.8	76.4	74.5
07:00 AM - 08:00 AM	75.0	76.3	74.7
08:00 AM - 09:00 AM	74.9	82.5	74.5
09:00 AM - 10:00 AM	75.3	76.3	75.0
Leq Average 8 hrs. (dB(A))	75.2		
Lmax (dB(A))		82.5	
Standard (dB(A))	90	140	

Reference Method : ISO1996-1 and 1996-2
Standard : ประกาศกระทรวงอุตสาหกรรม เรื่อง มาตรการคุ้มครองความปลอดภัย ในการประกอบกิจการโรงงานเกี่ยวกับสภาวะแวดล้อมในการทำงาน พ.ศ.๒๕๔๖

Technical Management Thanita K.
Thanita Kulsuriwong
Scientist (4)

Approved by Supot S.
Supot Salamteh
Section Head

ADDRESS 616/10 Moo 5 T. Maenam Khu A. Pluakdaeng Rayong 21140 Thailand PHONE +66 0 3304 8555 FAX +66 0 3304 8556
ALS LABORATORY GROUP (THAILAND) CO., LTD. An ALS Limited Company

Life Sciences www.alsglobal.com
RIGHT SOLUTIONS RIGHT PARTNER

Analysis / Test Report

Client : Gulf NLL2 Co., Ltd.
399 Moo 3, Nong La Lork, Ban Khai, Rayong Thailand 21120
P/O : 4210901773
Project Name : Monitoring EIA
Project Location : GNLL2

Lot ID: 23125146
Date Received : Nov 13, 2023
Date Reported : Nov 20, 2023
Report Number: 2838642-1

Sample Number	23125146-25
Parameter	Noise (Leq 8 hrs.)
Location	บริเวณกระบวนการผลิตไฟฟ้า : บริเวณ Steam Turbine Generator
Measurement Date	Nov 11, 2023
Measurement by	Norranon Tathongkham

Time	Leq (dB(A))	Lmax (dB(A))	L90 (dB(A))
10:00 AM - 11:00 AM	75.2	76.3	74.8
11:00 AM - 12:00 PM	74.8	76.3	74.3
12:00 PM - 01:00 PM	76.5	80.6	75.8
01:00 PM - 02:00 PM	76.3	85.3	76.0
02:00 PM - 03:00 PM	76.4	77.6	76.1
03:00 PM - 04:00 PM	76.5	77.6	76.2
04:00 PM - 05:00 PM	76.8	78.0	76.5
05:00 PM - 06:00 PM	76.9	78.2	76.7
Leq Average 8 hrs. (dB(A))	76.2		
Lmax (dB(A))		85.3	
Standard (dB(A))	90	140	

Reference Method : ISO1996-1 and 1996-2
Standard : ประกาศกระทรวงอุตสาหกรรม เรื่อง มาตรการคุ้มครองความปลอดภัย ในการประกอบกิจการโรงงานเกี่ยวกับสภาวะแวดล้อมในการทำงาน พ.ศ.๒๕๕๖

Technical Management Thanita K.
Thanita Kulsuriwong
Scientist (4)

Approved by Supot S.
Supot Salamteh
Section Head

ADDRESS 616/10 Moo 5 T. Maenam Khu A. Pluakdaeng Rayong 21140 Thailand PHONE +66 0 3304 8555 FAX +66 0 3304 8556
ALS LABORATORY GROUP (THAILAND) CO., LTD. An ALS Limited Company

Life Sciences www.alsglobal.com
RIGHT SOLUTIONS RIGHT PARTNER

Analysis / Test Report

Client : Gulf NLL2 Co., Ltd.
399 Moo 3, Nong La Lork, Ban Khai, Rayong Thailand 21120
P/O : 4210901773
Project Name : Monitoring EIA
Project Location : GNLL2

Lot ID: 23125146
Date Received : Nov 13, 2023
Date Reported : Nov 20, 2023
Report Number: 2838643-1

Sample Number	23125146-26
Parameter	Noise (Leq 8 hrs.)
Location	บริเวณกระบวนการผลิตไฟฟ้า : บริเวณ Steam Turbine Generator
Measurement Date	Nov 11, 2023
Measurement by	Norranon Tathongkham

Time	Leq (dB(A))	Lmax (dB(A))	L90 (dB(A))
06:00 PM - 07:00 PM	77.1	78.4	76.8
07:00 PM - 08:00 PM	77.2	78.4	76.8
08:00 PM - 09:00 PM	77.2	78.5	76.9
09:00 PM - 10:00 PM	76.8	79.9	75.6
10:00 PM - 11:00 PM	74.9	77.0	74.2
11:00 PM - 12:00 AM	74.7	76.2	74.1
12:00 AM - 01:00 AM	74.6	75.9	74.2
01:00 AM - 02:00 AM	74.6	75.9	74.2
Leq Average 8 hrs. (dB(A))	76.1		
Lmax (dB(A))		79.9	
Standard (dB(A))	90	140	

Reference Method : ISO1996-1 and 1996-2
Standard : ประกาศกระทรวงอุตสาหกรรม เรื่อง มาตรการคุ้มครองความปลอดภัย ในการประกอบกิจการโรงงานเกี่ยวกับสภาวะแวดล้อมในการทำงาน พ.ศ.๒๕๕๖

Technical Management Thanita K.
Thanita Kulsuriwong
Scientist (4)

Approved by Supot S.
Supot Salamteh
Section Head

ADDRESS 616/10 Moo 5 T. Maenam Khu A. Pluakdaeng Rayong 21140 Thailand PHONE +66 0 3304 8555 FAX +66 0 3304 8556
ALS LABORATORY GROUP (THAILAND) CO., LTD. An ALS Limited Company

Life Sciences www.alsglobal.com
RIGHT SOLUTIONS RIGHT PARTNER

14289-41/ EMAIL S:\Reports_Air Noise rpt (8:21AM)

Analysis / Test Report

Client : Gulf NLL2 Co., Ltd.
399 Moo 3, Nong La Lork, Ban Khai, Rayong Thailand 21120
P/O : 4210901773
Project Name : Monitoring EIA
Project Location : GNLL2

Lot ID: 23125146
Date Received : Nov 13, 2023
Date Reported : Nov 20, 2023
Report Number: 2838644-1

Sample Number	23125146-27
Parameter	Noise (Leq 8 hrs.)
Location	บริเวณกระบวนการผลิตไฟฟ้า : บริเวณ Steam Turbine Generator
Measurement Date	Nov 12, 2023
Measurement by	Norranon Tathongkham

Time	Leq (dB(A))	Lmax (dB(A))	L90 (dB(A))
02:00 AM - 03:00 AM	75.1	77.0	74.3
03:00 AM - 04:00 AM	74.5	75.7	74.1
04:00 AM - 05:00 AM	74.6	76.0	74.2
05:00 AM - 06:00 AM	75.0	76.4	74.5
06:00 AM - 07:00 AM	74.4	75.7	74.0
07:00 AM - 08:00 AM	74.9	76.8	74.2
08:00 AM - 09:00 AM	74.2	75.4	73.9
09:00 AM - 10:00 AM	74.3	75.6	74.0
Leq Average 8 hrs. (dB(A))	74.6		
Lmax (dB(A))		77.0	
Standard (dB(A))	90	140	

Reference Method : ISO1996-1 and 1996-2
Standard : ประกาศกระทรวงอุตสาหกรรม เรื่อง มาตรการคุ้มครองความปลอดภัย ในการประกอบกิจการโรงงานเกี่ยวกับสภาวะแวดล้อมในการทำงาน พ.ศ.๒๕๕๖

Technical Management Thanita K.
Thanita Kulsuriwong
Scientist (4)

Approved by Supot S.
Supot Salamteh
Section Head

ADDRESS 616/10 Moo 5 T. Maenam Khu A. Pluakdaeng Rayong 21140 Thailand PHONE +66 0 3304 8555 FAX +66 0 3304 8556
ALS LABORATORY GROUP (THAILAND) CO., LTD. An ALS Limited Company

Life Sciences www.alsglobal.com
RIGHT SOLUTIONS RIGHT PARTNER

14289-41/ EMAIL S:\Reports_Air Noise rpt (8:21AM)

คุณภาพน้ำทิ้ง

Analysis / Test Report

TESTING
No.0042

Client : Gulf NLL2 Co., Ltd.
399 Moo 3, Nong La Lork, Ban Khai, Rayong Thailand 21120
P/O :
Project Name : Monitoring EIA
Project Location : GNLL2

Lot ID: 2371065
Date Received : Jul 06, 2023
Date Reported : Jul 24, 2023
Report Number : 2689937-1

Sample Number	2371065-1
Sampled Date	Jul 06, 2023 2:15 PM
Sample Description	Wastewater
Location	บ่อพักน้ำทิ้งรวม (Waste water holding pond)
Date Analysis Commenced	Jul 06, 2023
Condition of Sample	Contained in two glass vials, three amber glass bottles and eleven plastic bottles, sample containers comply to pretreatment - preservation standards (APHA, USEPA)

Analyte	Unit	LOD	LOQ (LOR)	Result	Guideline / Specification	Method	Testing Location
Water Testing							
BOD (5 days at 20 Degree C)	mg/L	-	2.0	<2.0	≤200	Standard Methods for the Examination of Water and Wastewater. APHA, AWWA & WEF, 23rd ed., 2017, part 5210 B, part 4500 - O G	Rayong
COD	mg/L	1.5	25	<25	≤400	Standard Methods for the Examination of Water and Wastewater. APHA, AWWA & WEF, 23rd ed., 2017, part 5220 D	Rayong
Cyanide as CN *	mg/L	0.001	0.005	Not Detected	≤0.2	Standard Methods for the Examination of Water and Wastewater. APHA, AWWA & WEF, 23rd ed., 2017, part 4500-CN (C, E)	Rayong
Formaldehyde	mg/L	0.03	0.1	Not Detected	≤1	Wastewater analysis manual, Environmental Engineering Association of Thailand, 4th ed.,2004	Rayong
Oil & Grease *	mg/L	-	3	<3	≤10	Standard Methods for the Examination of Water and Wastewater. APHA, AWWA & WEF, 23rd ed., 2017, part 5520 B	Rayong
pH at 25 degree C *		-	-	7.8	5.5-9.0	Standard Methods for the Examination of Water and Wastewater. APHA, AWWA & WEF, 23rd ed., 2017, part 4500 - H (B)	Rayong
Phenol	mg/L	0.005	0.01	Not Detected	≤1	Standard Methods for the Examination of Water and Wastewater. APHA, AWWA & WEF, 23rd ed., 2017, part 5530 D	Rayong
Residual Free Chlorine *	mg/L	-	0.1	<0.1	≤1	Standard Methods for the Examination of Water and Wastewater. APHA, AWWA & WEF, 23rd ed., 2017, part 4500-Cl (F)	Rayong
Sulfide *	mg/L	-	0.5	<0.5	≤5	Standard Methods for the Examination of Water and Wastewater. APHA, AWWA & WEF, 23rd ed., 2017, part 4500-S2 (C, F)	Rayong

Technical Management — Narumon Banchongkit, Supervisor, ทะเบียนเลขที่ ว-323-ล-9445
Approved by — Dej Changchon, Senior Manager, ทะเบียนเลขที่ ว-323-ล-9442

The above results are valid only for the analyzed/tested sample(s) as indicated in this report. No part of this report or certificate may be reproduced in any form without written consent from the Laboratory. ALS Laboratory Group (Thailand) strongly recommends that this report is not reproduced except in full.

ADDRESS 616/10 Moo 5 T. Maenam Khu A. Phakdaeng Rayong 21140 Thailand PHONE +66 0 3304 8555 FAX +66 0 3304 8556
ALS LABORATORY GROUP (THAILAND) CO., LTD. An ALS Limited Company

Analysis / Test Report

TESTING
No.0042

Client : Gulf NLL2 Co., Ltd.
399 Moo 3, Nong La Lork, Ban Khai, Rayong Thailand 21120
P/O :
Project Name : Monitoring EIA
Project Location : GNLL2

Lot ID: 2371065
Date Received : Jul 06, 2023
Date Reported : Jul 24, 2023
Report Number : 2689937-1

Sample Number	2371065-1
Sampled Date	Jul 06, 2023 2:15 PM
Sample Description	Wastewater
Location	บ่อพักน้ำทิ้งรวม (Waste water holding pond)
Date Analysis Commenced	Jul 06, 2023
Condition of Sample	Contained in two glass vials, three amber glass bottles and eleven plastic bottles, sample containers comply to pretreatment - preservation standards (APHA, USEPA)

Analyte	Unit	LOD	LOQ (LOR)	Result	Guideline / Specification	Method	Testing Location
Water Testing							
Temperature *	Degree C	-	-	32.5	≤45	Standard Methods for the Examination of Water and Wastewater. APHA, AWWA & WEF, 23rd ed., 2017, part 2550 B	Rayong
Total Dissolved Solids Dried at 180 degree C	mg/L	-	5	504	≤3000	Standard Methods for the Examination of Water and Wastewater. APHA, AWWA & WEF, 23rd ed., 2017, part 2540 C	Rayong
Total Kjeldahl Nitrogen as N	mg/L	-	1.0	1.2	≤100	Standard Methods for the Examination of Water and Wastewater. APHA, AWWA & WEF, 23rd ed., 2017, part 4500-Norg (C), part NH3 (D)	Rayong
Total Suspended Solids Dried at 103-105 degree C	mg/L	-	5	13	≤200	Standard Methods for the Examination of Water and Wastewater. APHA, AWWA & WEF, 23rd ed., 2017, part 2540 D	Rayong

Guideline : Standard of WHA Rayong Industrial Land, Maximum levels for wastewater discharging to central wastewater treatment plant.(Expansion and Remaining Area after July 2011)
Sampling By : Surawit Narapong ทะเบียนเลขที่ ว-323-ล-0011 , Samart Khumphlee ทะเบียนเลขที่ ว-204-ล-7830

Remark :
- LOD : Limit of Detection
- "<" : Lower than LOQ (Limit of Quantitation) / LOR (Limit of Reporting)
- Analyte(s) marked * is/are not included in scope of Accreditation ISO/IEC 17025.
- The laboratory has been accepted as an accredited laboratory complying with the ISO/IEC 17025.

Technical Management — Narumon Banchongkit, Supervisor, ทะเบียนเลขที่ ว-323-ล-9445
Approved by — Dej Changchon, Senior Manager, ทะเบียนเลขที่ ว-323-ล-9442

The above results are valid only for the analyzed/tested sample(s) as indicated in this report. No part of this report or certificate may be reproduced in any form without written consent from the Laboratory. ALS Laboratory Group (Thailand) strongly recommends that this report is not reproduced except in full.

ADDRESS 616/10 Moo 5 T. Maenam Khu A. Phakdaeng Rayong 21140 Thailand PHONE +66 0 3304 8555 FAX +66 0 3304 8556
ALS LABORATORY GROUP (THAILAND) CO., LTD. An ALS Limited Company

Life Sciences www.alsglobal.com
RIGHT SOLUTIONS RIGHT PARTNER
14289-41/ EMAIL S:\Reports_All QL rpt (2-17PM)

Analysis / Test Report

TESTING
No.0009

Client : Gulf NLL2 Co., Ltd.
399 Moo 3, Nong La Lork, Ban Khai, Rayong Thailand 21120
P/O :
Project Name : Monitoring EIA
Project Location : GNLL2

Lot ID: 2371065
Date Received : Jul 06, 2023
Date Reported : Jul 24, 2023
Report Number : 2689937-2

Sample Number	2371065-1
Sampled Date	Jul 06, 2023 2:15 PM
Sample Description	Wastewater
Location	บ่อพักน้ำทิ้งรวม (Waste water holding pond)
Date Analysis Commenced	Jul 07, 2023
Condition of Sample	Contained in two glass vials, three amber glass bottles and eleven plastic bottles, sample containers comply to pretreatment - preservation standards (APHA, USEPA)

Analyte	Unit	LOD	LOQ (LOR)	Result	Guideline / Specification	Method	Testing Location
Metals Testing							
Arsenic	mg/L	0.0003	0.0005	0.009	≤0.25	Standard Methods for the Examination of Water and Wastewater. APHA, AWWA & WEF, 23rd ed., 2017, part 3125 B, 3030 F	Bangkok
Barium	mg/L	0.0003	0.0005	0.25	≤1	Standard Methods for the Examination of Water and Wastewater. APHA, AWWA & WEF, 23rd ed., 2017, part 3125 B, 3030 F	Bangkok
Cadmium	mg/L	0.0003	0.0005	Not Detected	≤0.03	Standard Methods for the Examination of Water and Wastewater. APHA, AWWA & WEF, 23rd ed., 2017, part 3125 B, 3030 F	Bangkok
Copper	mg/L	0.0003	0.0005	0.004	≤2.0	Standard Methods for the Examination of Water and Wastewater. APHA, AWWA & WEF, 23rd ed., 2017, part 3125 B, 3030 F	Bangkok
Hexavalent Chromium	mg/L	0.003	0.01	Not Detected	≤0.25	Standard Methods for the Examination of Water and Wastewater. APHA, AWWA & WEF, 23rd ed., 2017, part 3500-Cr B	Bangkok
Lead	mg/L	0.0003	0.0005	<0.0005	≤0.20	Standard Methods for the Examination of Water and Wastewater. APHA, AWWA & WEF, 23rd ed., 2017, part 3125 B, 3030 F	Bangkok
Manganese	mg/L	0.0003	0.0005	0.25	≤5	Standard Methods for the Examination of Water and Wastewater. APHA, AWWA & WEF, 23rd ed., 2017, part 3125 B, 3030 F	Bangkok
Mercury	mg/L	0.0001	0.0005	Not Detected	≤0.005	Standard Methods for the Examination of Water and Wastewater. APHA, AWWA & WEF, 23rd ed., 2017, part 3112	Bangkok

Technical Management — Sawitree Noisangiam, Manager, ทะเบียนเลขที่ ว-204-ล-4709
Approved by — Kanokkorn Anek, Senior Manager, ทะเบียนเลขที่ ว-204-ล-6111

The above results are valid only for the analyzed/tested sample(s) as indicated in this report. No part of this report or certificate may be reproduced in any form without written consent from the Laboratory. ALS Laboratory Group (Thailand) strongly recommends that this report is not reproduced except in full.

ADDRESS 104 Phatthanakan 40. Phatthanakan Rd., Khwaeng Phatthanakan, Khet Suan Luang, Bangkok 10250 Thailand PHONE +66 0 2760 3000 FAX +66 0 2760 3197
ALS LABORATORY GROUP (THAILAND) CO., LTD. An ALS Limited Company

Analysis / Test Report

TESTING
No.0009

Client : Gulf NLL2 Co., Ltd.
399 Moo 3, Nong La Lork, Ban Khai, Rayong Thailand 21120
P/O :
Project Name : Monitoring EIA
Project Location : GNLL2

Lot ID: 2371065
Date Received : Jul 06, 2023
Date Reported : Jul 24, 2023
Report Number : 2689937-2

Sample Number	2371065-1
Sampled Date	Jul 06, 2023 2:15 PM
Sample Description	Wastewater
Location	บ่อพักน้ำทิ้งรวม (Waste water holding pond)
Date Analysis Commenced	Jul 07, 2023
Condition of Sample	Contained in two glass vials, three amber glass bottles and eleven plastic bottles, sample containers comply to pretreatment - preservation standards (APHA, USEPA)

Analyte	Unit	LOD	LOQ (LOR)	Result	Guideline / Specification	Method	Testing Location
Metals Testing							
Nickel	mg/L	0.0003	0.0005	0.002	≤1	Standard Methods for the Examination of Water and Wastewater. APHA, AWWA & WEF, 23rd ed., 2017, part 3125 B, 3030 F	Bangkok
Selenium	mg/L	0.0003	0.0005	<0.0005	≤0.02	Standard Methods for the Examination of Water and Wastewater. APHA, AWWA & WEF, 23rd ed., 2017, part 3125 B, 3030 F	Bangkok
Trivalent Chromium *	mg/L	-	0.01	<0.01	≤0.75	Standard Methods for the Examination of Water and Wastewater. APHA, AWWA & WEF, 23rd ed., 2017, part 3125 B, 3030 F	Bangkok
Zinc	mg/L	0.003	0.005	0.10	≤5	Standard Methods for the Examination of Water and Wastewater. APHA, AWWA & WEF, 23rd ed., 2017, part 3125 B, 3030 F	Bangkok
Pesticides - Organochlorine Group							
2,4-DDD *	ug/L	0.01	0.02	Not Detected	No Standard	Standard Methods for the Examination of Water and Wastewater. APHA, AWWA & WEF, 23rd ed., 2017, part 6630 D, part 6410 B	Bangkok
2,4-DDE *	ug/L	0.01	0.02	Not Detected	No Standard	Standard Methods for the Examination of Water and Wastewater. APHA, AWWA & WEF, 23rd ed., 2017, part 6630 D, part 6410 B	Bangkok
2,4-DDT *	ug/L	0.01	0.02	Not Detected	No Standard	Standard Methods for the Examination of Water and Wastewater. APHA, AWWA & WEF, 23rd ed., 2017, part 6630 D, part 6410 B	Bangkok

Technical Management — Sawitree Noisangiam, Manager, ทะเบียนเลขที่ ว-204-ล-4709
Approved by — Kanokkorn Anek, Senior Manager, ทะเบียนเลขที่ ว-204-ล-6111

The above results are valid only for the analyzed/tested sample(s) as indicated in this report. No part of this report or certificate may be reproduced in any form without written consent from the Laboratory. ALS Laboratory Group (Thailand) strongly recommends that this report is not reproduced except in full.

ADDRESS 104 Phatthanakan 40. Phatthanakan Rd., Khwaeng Phatthanakan, Khet Suan Luang, Bangkok 10250 Thailand PHONE +66 0 2760 3000 FAX +66 0 2760 3197
ALS LABORATORY GROUP (THAILAND) CO., LTD. An ALS Limited Company

Life Sciences www.alsglobal.com
RIGHT SOLUTIONS RIGHT PARTNER
14289-41/ EMAIL S:\Reports_All QL rpt (4-53PM)

Analysis / Test Report

TESTING
No.0009

Client : Gulf NLL2 Co., Ltd.
399 Moo 3, Nong La Lork, Ban Khai, Rayong Thailand 21120
P/O :
Project Name : Monitoring EIA
Project Location: GNLL2

Lot ID: 2371065
Date Received : Jul 06, 2023
Date Reported : Jul 24, 2023
Report Number : 2689937-2

Sample Number	2371065-1
Sampled Date	Jul 06, 2023 2:15 PM
Sample Description	Wastewater
Location	ปอพักน้ำทิ้งรวม (Waste water holding pond)
Date Analysis Commenced	Jul 07, 2023
Condition of Sample	Contained in two glass vials, three amber glass bottles and eleven plastic bottles, sample containers comply to pretreatment - preservation standards (APHA, USEPA)

Analyte	Unit	LOD	LOQ (LOR)	Result	Guideline / Specification	Method	Testing Location
Pesticides - Organochlorine Group							
4,4-DDD *	ug/L	0.01	0.02	Not Detected	No Standard	Standard Methods for the Examination of Water and Wastewater. APHA, AWWA & WEF, 23rd ed., 2017, part 6630 D, part 6410 B	Bangkok
4,4-DDE *	ug/L	0.01	0.02	Not Detected	No Standard	Standard Methods for the Examination of Water and Wastewater. APHA, AWWA & WEF, 23rd ed., 2017, part 6630 D, part 6410 B	Bangkok
4,4-DDT *	ug/L	0.01	0.02	Not Detected	No Standard	Standard Methods for the Examination of Water and Wastewater. APHA, AWWA & WEF, 23rd ed., 2017, part 6630 D, part 6410 B	Bangkok
Aldrin *	ug/L	0.01	0.02	Not Detected	Not Detected	Standard Methods for the Examination of Water and Wastewater. APHA, AWWA & WEF, 23rd ed., 2017, part 6630 D, part 6410 B	Bangkok
alpha-BHC *	ug/L	0.01	0.02	Not Detected	Not Detected	Standard Methods for the Examination of Water and Wastewater. APHA, AWWA & WEF, 23rd ed., 2017, part 6630 D, part 6410 B	Bangkok
beta-BHC *	ug/L	0.01	0.02	Not Detected	No Standard	Standard Methods for the Examination of Water and Wastewater. APHA, AWWA & WEF, 23rd ed., 2017, part 6630 D, part 6410 B	Bangkok
Chlordane *	ug/L	0.02	0.04	Not Detected	No Standard	Standard Methods for the Examination of Water and Wastewater. APHA, AWWA & WEF, 23rd ed., 2017, part 6630 D, part 6410 B	Bangkok
delta-BHC *	ug/L	0.01	0.02	Not Detected	No Standard	Standard Methods for the Examination of Water and Wastewater. APHA, AWWA & WEF, 23rd ed., 2017, part 6630 D, part 6410 B	Bangkok

Technical Management Sawitree N.
Sawitree Noisangiam
Manager
ทะเบียนเลขที่ ว-204-จ-4709

Approved by Kanokkorn Anek
Kanokkorn Anek
Senior Manager
ทะเบียนเลขที่ ว-204-ต-6111

The above results are valid only for the analyzed/tested sample(s) as indicated in this report. No part of this report or certificate may be reproduced in any form without written consent from the Laboratory. ALS Laboratory Group (Thailand) strongly recommends that this report is not reproduced except in full.

Analysis / Test Report

TESTING
No.0009

Client : Gulf NLL2 Co., Ltd.
399 Moo 3, Nong La Lork, Ban Khai, Rayong Thailand 21120
P/O :
Project Name : Monitoring EIA
Project Location: GNLL2

Lot ID: 2371065
Date Received : Jul 06, 2023
Date Reported : Jul 24, 2023
Report Number : 2689937-2

Sample Number	2371065-1
Sampled Date	Jul 06, 2023 2:15 PM
Sample Description	Wastewater
Location	ปอพักน้ำทิ้งรวม (Waste water holding pond)
Date Analysis Commenced	Jul 07, 2023
Condition of Sample	Contained in two glass vials, three amber glass bottles and eleven plastic bottles, sample containers comply to pretreatment - preservation standards (APHA, USEPA)

Analyte	Unit	LOD	LOQ (LOR)	Result	Guideline / Specification	Method	Testing Location
Pesticides - Organochlorine Group							
Dieldrin *	ug/L	0.01	0.02	Not Detected	Not Detected	Standard Methods for the Examination of Water and Wastewater. APHA, AWWA & WEF, 23rd ed., 2017, part 6630 D, part 6410 B	Bangkok
Endosulfan I *	ug/L	0.01	0.02	Not Detected	No Standard	Standard Methods for the Examination of Water and Wastewater. APHA, AWWA & WEF, 23rd ed., 2017, part 6630 D, part 6410 B	Bangkok
Endosulfan II *	ug/L	0.01	0.02	Not Detected	No Standard	Standard Methods for the Examination of Water and Wastewater. APHA, AWWA & WEF, 23rd ed., 2017, part 6630 D, part 6410 B	Bangkok
Endrin *	ug/L	0.01	0.02	Not Detected	Not Detected	Standard Methods for the Examination of Water and Wastewater. APHA, AWWA & WEF, 23rd ed., 2017, part 6630 D, part 6410 B	Bangkok
Heptachlor *	ug/L	0.01	0.02	Not Detected	Not Detected	Standard Methods for the Examination of Water and Wastewater. APHA, AWWA & WEF, 23rd ed., 2017, part 6630 D, part 6410 B	Bangkok
Heptachlor-Epoxide *	ug/L	0.01	0.02	Not Detected	Not Detected	Standard Methods for the Examination of Water and Wastewater. APHA, AWWA & WEF, 23rd ed., 2017, part 6630 D, part 6410 B	Bangkok
Lindane (gamma-BHC) *	ug/L	0.01	0.02	Not Detected	Not Detected	Standard Methods for the Examination of Water and Wastewater. APHA, AWWA & WEF, 23rd ed., 2017, part 6630 D, part 6410 B	Bangkok
Methoxychlor *	ug/L	0.01	0.02	Not Detected	No Standard	Standard Methods for the Examination of Water and Wastewater. APHA, AWWA & WEF, 23rd ed., 2017, part 6630 D, part 6410 B	Bangkok

Technical Management Sawitree N.
Sawitree Noisangiam
Manager
ทะเบียนเลขที่ ว-204-จ-4709

Approved by Kanokkorn Anek
Kanokkorn Anek
Senior Manager
ทะเบียนเลขที่ ว-204-ต-6111

The above results are valid only for the analyzed/tested sample(s) as indicated in this report. No part of this report or certificate may be reproduced in any form without written consent from the Laboratory. ALS Laboratory Group (Thailand) strongly recommends that this report is not reproduced except in full.

Analysis / Test Report

TESTING
No.0009

Client : Gulf NLL2 Co., Ltd.
399 Moo 3, Nong La Lork, Ban Khai, Rayong Thailand 21120
P/O :
Project Name : Monitoring EIA
Project Location: GNLL2

Lot ID: 2371065
Date Received : Jul 06, 2023
Date Reported : Jul 24, 2023
Report Number : 2689937-2

Guideline : Standard of WHA Rayong Industrial Land, Maximum levels for wastewater discharging to central wastewater treatment plant.(Expansion and Remaining Area after July 2011)
Sampling By : Surawit Narapong ทะเบียนเลขที่ ว-323-จ-0011 , Samart Khumphlee ทะเบียนเลขที่ ว-204-จ-7830

Remark :
- LOD : Limit of Detection
- "<" : Lower than LOQ (Limit of Quantitation) / LOR (Limit of Reporting)
- Analyte(s) marked * is/are not included in scope of Accreditation ISO/IEC 17025.
- The laboratory has been accepted as an accredited laboratory complying with the ISO/IEC 17025.

Technical Management Sawitree N.
Sawitree Noisangiam
Manager
ทะเบียนเลขที่ ว-204-จ-4709

Approved by Kanokkorn Anek
Kanokkorn Anek
Senior Manager
ทะเบียนเลขที่ ว-204-ต-6111

The above results are valid only for the analyzed/tested sample(s) as indicated in this report. No part of this report or certificate may be reproduced in any form without written consent from the Laboratory. ALS Laboratory Group (Thailand) strongly recommends that this report is not reproduced except in full.

Analysis / Test Report

TESTING
No.0042

Client : Gulf NLL2 Co., Ltd.
399 Moo 3, Nong La Lork, Ban Khai, Rayong Thailand 21120
P/O :
Project Name : Monitoring EIA
Project Location: GNLL2

Lot ID: 2371065
Date Received : Jul 06, 2023
Date Reported : Jul 24, 2023
Report Number : 2689937-3

Sample Number	2371065-1
Sampled Date	Jul 06, 2023 2:15 PM
Sample Description	Wastewater
Location	ปอพักน้ำทิ้งรวม (Waste water holding pond)
Date Analysis Commenced	Jul 07, 2023
Condition of Sample	Contained in two glass vials, three amber glass bottles and eleven plastic bottles, sample containers comply to pretreatment - preservation standards (APHA, USEPA)

Analyte	Unit	LOD	LOQ (LOR)	Result	Guideline / Specification	Method	Testing Location
Metals Testing							
(A) Iron	mg/L	0.003	0.005	0.37	≤10	Standard Methods for the Examination of Water and Wastewater. APHA, AWWA & WEF, 23rd ed., 2017, part 3125 B, 3030 F	Bangkok
(A) Silver	mg/L	0.0003	0.0005	Not Detected	≤1	Standard Methods for the Examination of Water and Wastewater. APHA, AWWA & WEF, 23rd ed., 2017, part 3125 B, 3030 F	Bangkok
Pesticides - Organochlorine Group							
alpha-Chlordane *	ug/L	0.01	0.02	Not Detected	No Standard	Standard Methods for the Examination of Water and Wastewater. APHA, AWWA & WEF, 23rd ed., 2017, part 6630 D, part 6410 B	Bangkok
gamma-Chlordane *	ug/L	0.01	0.02	Not Detected	No Standard	Standard Methods for the Examination of Water and Wastewater. APHA, AWWA & WEF, 23rd ed., 2017, part 6630 D, part 6410 B	Bangkok
Hexachlorobenzene *	ug/L	0.01	0.02	Not Detected	No Standard	Standard Methods for the Examination of Water and Wastewater. APHA, AWWA & WEF, 23rd ed., 2017, part 6630 D, part 6410 B	Bangkok
Mirex *	ug/L	0.01	0.02	Not Detected	No Standard	Standard Methods for the Examination of Water and Wastewater. APHA, AWWA & WEF, 23rd ed., 2017, part 6630 D, part 6410 B	Bangkok
Water Testing							
Anionic Surfactant as MBAS *	mg/L	0.015	0.05	0.09	≤30	Based on Standard Methods for the Examination of Water and Wastewater. APHA, AWWA & WEF, 23rd ed., 2017, part 5540 B, C	Bangkok

The above results are valid only for the analyzed/tested sample(s) as indicated in this report. No part of this report or certificate may be reproduced in any form without written consent from the Laboratory. ALS Laboratory Group (Thailand) strongly recommends that this report is not reproduced except in full.

Approved by N.Banchongkit
Narumon Banchongkit
Supervisor

Analysis / Test Report

TESTING
No.0042

Client : Gulf NLL2 Co., Ltd.
399 Moo 3, Nong La Lork, Ban Khai, Rayong Thailand 21120
P/O :
Project Name : Monitoring EIA
Project Location : GNLL2

Lot ID: 2371065
Date Received : Jul 06, 2023
Date Reported : Jul 24, 2023
Report Number : 2689937-3

Sample Number	2371065-1
Sampled Date	Jul 06, 2023 2:15 PM
Sample Description	Wastewater
Location	บ่อพักน้ำทั้งรวม (Waste water holding pond)
Date Analysis Commenced	Jul 07, 2023
Condition of Sample	Contained in two glass vials, three amber glass bottles and eleven plastic bottles, sample containers comply to pretreatment - preservation standards (APHA, USEPA)

Analyte	Unit	LOD	LOQ (LOR)	Result	Guideline / Specification	Method	Testing Location
Water Testing							
Chloride as Cl *	mg/L	0.5	1	130	No Standard	Standard Methods for the Examination of Water and Wastewater. APHA, AWWA & WEF, 23rd ed., 2017, part 4500-Cl (D)	Rayong
Fluoride	mg/L	0.05	0.2	0.6	No Standard	Standard Methods for the Examination of Water and Wastewater. APHA, AWWA & WEF, 23rd ed., 2017, part 4500-F (C)	Rayong
Gross alpha activity *	Bq/L	0.018	0.018	Not Detected	Not Detected	Based on Standard Methods for the Examination of Water and Wastewater. APHA, AWWA & WEF, 23rd ed., 2017, part 7110 B	Bangkok
Gross beta activity *	Bq/L	0.012	0.012	0.682 ± 0.040	Not Detected	Based on Standard Methods for the Examination of Water and Wastewater. APHA, AWWA & WEF, 23rd ed., 2017, part 7110 B	Bangkok

Guideline : Standard of WHA Rayong Industrial Land, Maximum levels for wastewater discharging to central wastewater treatment plant.(Expansion and Remaining Area after July 2011)
Sampling By : Surawit Narapong , Samart Khumphlee

Remark :
- LOD : Limit of Detection
- "<" : Lower than LOQ (Limit of Quantitation) / LOR (Limit of Reporting)
- Analyte(s) marked * is/are not included in scope of Accreditation ISO/IEC 17025.
- [A] Analysis conducted by ALS Laboratory Group (Thailand) Co.,Ltd. Bangkok Branch, DSS Accreditation No. 0009.
- The laboratory has been accepted as an accredited laboratory complying with the ISO/IEC 17025.

The above results are valid only for the analyzed/tested sample(s) as indicated in this report. No part of this report or certificate may be reproduced in any form without written consent from the Laboratory. ALS Laboratory Group (Thailand) strongly recommends that this report is not reproduced except in full.

Approved by N.Banchongkit
Narumon Banchongkit
Supervisor

ADDRESS 616/10 Moo 5 T. Maenam Khu A. Pluakdaeng Rayong 21140 Thailand PHONE +66 0 3304 8555 FAX +66 0 3304 8556
ALS LABORATORY GROUP (THAILAND) CO., LTD. An ALS Limited Company

Analysis / Test Report

TESTING
No.0042

Client : Gulf NLL2 Co., Ltd.
399 Moo 3, Nong La Lork, Ban Khai, Rayong Thailand 21120
P/O :
Project Name : Monitoring EIA
Project Location : GNLL2

Lot ID: 2371069
Date Received : Jul 06, 2023
Date Reported : Jul 14, 2023
Report Number : 2689940-1

Sample Number	2371069-1
Sampled Date	Jul 06, 2023 2:00 PM
Sample Description	Wastewater
Location	บ่อพักน้ำหล่อเย็น (CT blowdown pond)
Date Analysis Commenced	Jul 06, 2023
Condition of Sample	Contained in one BOD bottle, two glass vials, three amber glass bottles and nine plastic bottles, sample containers comply to pretreatment - preservation standards (APHA, USEPA)

Analyte	Unit	LOD	LOQ (LOR)	Result	Guideline / Specification	Method	Testing Location
Water Testing							
BOD (5 days at 20 Degree C)	mg/L	-	2.0	<2.0	≤20	Standard Methods for the Examination of Water and Wastewater. APHA, AWWA & WEF, 23rd ed., 2017, part 5210 B, part 4500 - O G	Rayong
COD	mg/L	1.5	25	69	≤120	Standard Methods for the Examination of Water and Wastewater. APHA, AWWA & WEF, 23rd ed., 2017, part 5220 D	Rayong
Color (at Original pH)	ADMI	-	5	23	≤300	Standard Methods for the Examination of Water and Wastewater. APHA, AWWA & WEF, 23rd ed., 2017, part 2120 F	Rayong
Color (at pH 7.0)	ADMI	-	5	23	≤300	Standard Methods for the Examination of Water and Wastewater. APHA, AWWA & WEF, 23rd ed., 2017, part 2120 F	Rayong
Cyanide as CN *	mg/L	0.001	0.005	<0.005	≤0.2	Standard Methods for the Examination of Water and Wastewater. APHA, AWWA & WEF, 23rd ed., 2017, part 4500-CN (C, E)	Rayong
Formaldehyde	mg/L	0.03	0.1	<0.1	≤1.0	Wastewater analysis manual, Environmental Engineering Association of Thailand, 4th ed.,2004	Rayong
Oil & Grease *	mg/L	-	3	<3	≤5	Standard Methods for the Examination of Water and Wastewater. APHA, AWWA & WEF, 23rd ed., 2017, part 5520 B	Rayong
pH at 25 degree C *		-	-	7.8	5.5-9.0	Standard Methods for the Examination of Water and Wastewater. APHA, AWWA & WEF, 23rd ed., 2017, part 4500 - H (B)	Rayong
Phenol	mg/L	0.005	0.01	Not Detected	≤1.0	Standard Methods for the Examination of Water and Wastewater. APHA, AWWA & WEF, 23rd ed., 2017, part 5530 D	Rayong

Technical Management N.Banchongkit
Narumon Banchongkit
Supervisor
ทะเบียนเลขที่ ว-323-ล-9445

Approved by Dej Changchon
Dej Changchon
Senior Manager
ทะเบียนเลขที่ ว-323-ล-9442

The above results are valid only for the analyzed/tested sample(s) as indicated in this report. No part of this report or certificate may be reproduced in any form without written consent from the Laboratory. ALS Laboratory Group (Thailand) strongly recommends that this report is not reproduced except in full.

ADDRESS 616/10 Moo 5 T. Maenam Khu A. Pluakdaeng Rayong 21140 Thailand PHONE +66 0 3304 8555 FAX +66 0 3304 8556
ALS LABORATORY GROUP (THAILAND) CO., LTD. An ALS Limited Company

Analysis / Test Report

TESTING
No.0042

Client : Gulf NLL2 Co., Ltd.
399 Moo 3, Nong La Lork, Ban Khai, Rayong Thailand 21120
P/O :
Project Name : Monitoring EIA
Project Location : GNLL2

Lot ID: 2371069
Date Received : Jul 06, 2023
Date Reported : Jul 14, 2023
Report Number : 2689940-1

Sample Number	2371069-1
Sampled Date	Jul 06, 2023 2:00 PM
Sample Description	Wastewater
Location	บ่อพักน้ำหล่อเย็น (CT blowdown pond)
Date Analysis Commenced	Jul 06, 2023
Condition of Sample	Contained in one BOD bottle, two glass vials, three amber glass bottles and nine plastic bottles, sample containers comply to pretreatment - preservation standards (APHA, USEPA)

Analyte	Unit	LOD	LOQ (LOR)	Result	Guideline / Specification	Method	Testing Location
Water Testing							
Residual Free Chlorine *	mg/L	-	0.1	0.1	≤1.0	Standard Methods for the Examination of Water and Wastewater. APHA, AWWA & WEF, 23rd ed., 2017, part 4500-Cl (F)	Rayong
Sulfide *	mg/L	-	0.5	<0.5	≤1.0	Standard Methods for the Examination of Water and Wastewater. APHA, AWWA & WEF, 23rd ed., 2017, part 4500-S2 (C, F)	Rayong
Temperature *	Degree C	-	-	34.2	≤40	Standard Methods for the Examination of Water and Wastewater. APHA, AWWA & WEF, 23rd ed., 2017, part 2550 B	Rayong
Total Dissolved Solids Dried at 180 degree C	mg/L	-	5	1892	≤3000	Standard Methods for the Examination of Water and Wastewater. APHA, AWWA & WEF, 23rd ed., 2017, part 2540 C	Rayong
Total Kjeldahl Nitrogen as N	mg/L	-	1.0	2.2	≤100	Standard Methods for the Examination of Water and Wastewater. APHA, AWWA & WEF, 23rd ed., 2017, part 4500-Norg (C), part NH3 (D)	Rayong
Total Suspended Solids Dried at 103-105 degree C	mg/L	-	5	18	≤50	Standard Methods for the Examination of Water and Wastewater. APHA, AWWA & WEF, 23rd ed., 2017, part 2540 D	Rayong

Guideline : Effluent standard for factories, industrial estate and industrial park set by Notification of the Ministry of Natural Resource and Environment and effluent standard for factories and industrial park set by Notification of The Ministry of Industry dated June 07, B.E.2560 (2017).
Sampling By : Surawit Narapong ทะเบียนเลขที่ ว-323-ล-0011 , Samart Khumphlee ทะเบียนเลขที่ ว-204-ล-7830

Remark :
- LOD : Limit of Detection
- "<" : Lower than LOQ (Limit of Quantitation) / LOR (Limit of Reporting)
- Analyte(s) marked * is/are not included in scope of Accreditation ISO/IEC 17025.
- The laboratory has been accepted as an accredited laboratory complying with the ISO/IEC 17025.

Technical Management N.Banchongkit
Narumon Banchongkit
Supervisor
ทะเบียนเลขที่ ว-323-ล-9445

Approved by Dej Changchon
Dej Changchon
Senior Manager
ทะเบียนเลขที่ ว-323-ล-9442

The above results are valid only for the analyzed/tested sample(s) as indicated in this report. No part of this report or certificate may be reproduced in any form without written consent from the Laboratory. ALS Laboratory Group (Thailand) strongly recommends that this report is not reproduced except in full.

ADDRESS 616/10 Moo 5 T. Maenam Khu A. Pluakdaeng Rayong 21140 Thailand PHONE +66 0 3304 8555 FAX +66 0 3304 8556
ALS LABORATORY GROUP (THAILAND) CO., LTD. An ALS Limited Company

Analysis / Test Report

TESTING
No.0009

Client : Gulf NLL2 Co., Ltd.
399 Moo 3, Nong La Lork, Ban Khai, Rayong Thailand 21120
P/O :
Project Name : Monitoring EIA
Project Location : GNLL2

Lot ID: 2371069
Date Received : Jul 06, 2023
Date Reported : Jul 14, 2023
Report Number : 2689940-2

Sample Number	2371069-1
Sampled Date	Jul 06, 2023 2:00 PM
Sample Description	Wastewater
Location	บ่อพักน้ำหล่อเย็น (CT blowdown pond)
Date Analysis Commenced	Jul 07, 2023
Condition of Sample	Contained in one BOD bottle, two glass vials, three amber glass bottles and nine plastic bottles, sample containers comply to pretreatment - preservation standards (APHA, USEPA)

Analyte	Unit	LOD	LOQ (LOR)	Result	Guideline / Specification	Method	Testing Location
Metals Testing							
Arsenic	mg/L	0.0003	0.0005	0.03	No Standard	Standard Methods for the Examination of Water and Wastewater. APHA, AWWA & WEF, 23rd ed., 2017, part 3125 B, 3030 F	Bangkok
Barium	mg/L	0.0003	0.0005	0.99	No Standard	Standard Methods for the Examination of Water and Wastewater. APHA, AWWA & WEF, 23rd ed., 2017, part 3125 B, 3030 F	Bangkok
Cadmium	mg/L	0.0003	0.0005	<0.0005	No Standard	Standard Methods for the Examination of Water and Wastewater. APHA, AWWA & WEF, 23rd ed., 2017, part 3125 B, 3030 F	Bangkok
Copper	mg/L	0.0003	0.0005	0.02	No Standard	Standard Methods for the Examination of Water and Wastewater. APHA, AWWA & WEF, 23rd ed., 2017, part 3125 B, 3030 F	Bangkok
Hexavalent Chromium	mg/L	0.003	0.01	Not Detected	No Standard	Standard Methods for the Examination of Water and Wastewater. APHA, AWWA & WEF, 23rd ed., 2017, part 3500-Cr B	Bangkok
Lead	mg/L	0.0003	0.0005	0.001	No Standard	Standard Methods for the Examination of Water and Wastewater. APHA, AWWA & WEF, 23rd ed., 2017, part 3125 B, 3030 F	Bangkok
Manganese	mg/L	0.0003	0.0005	0.34	No Standard	Standard Methods for the Examination of Water and Wastewater. APHA, AWWA & WEF, 23rd ed., 2017, part 3125 B, 3030 F	Bangkok
Mercury *	mg/L	0.0001	0.0005	Not Detected	No Standard	Standard Methods for the Examination of Water and Wastewater. APHA, AWWA & WEF, 23rd ed., 2017, part 3112	Bangkok

Technical Management Sawitree N.
Sawitree Noisangiam
Manager
ทะเบียนเลขที่ ว-204-ล-4709

Approved by Kanokkorn Anek
Kanokkorn Anek
Senior Manager
ทะเบียนเลขที่ ว-204-ล-6111

The above results are valid only for the analyzed/tested sample(s) as indicated in this report. No part of this report or certificate may be reproduced in any form without written consent from the Laboratory. ALS Laboratory Group (Thailand) strongly recommends that this report is not reproduced except in full.

ADDRESS 304 Phatthanakan 40 Phatthanakan Rd. Khwaeng Phatthanakan Khet Suan Luang Bangkok 10250 Thailand PHONE +66 0 2760 3000 FAX +66 0 2760 3197
ALS LABORATORY GROUP (THAILAND) CO., LTD. An ALS Limited Company

Analysis / Test Report

TESTING
No.0009

Client : Gulf NLL2 Co., Ltd.
399 Moo 3, Nong La Lork, Ban Khai, Rayong Thailand 21120
P/O :
Project Name : Monitoring EIA
Project Location : GNLL2

Lot ID: 2371069
Date Received : Jul 06, 2023
Date Reported : Jul 14, 2023
Report Number : 2689940-2

Sample Number	2371069-1
Sampled Date	Jul 06, 2023 2:00 PM
Sample Description	Wastewater
Location	บ่อพักน้ำหล่อเย็น (CT blowdown pond)
Date Analysis Commenced	Jul 07, 2023
Condition of Sample	Contained in one BOD bottle, two glass vials, three amber glass bottles and nine plastic bottles, sample containers comply to pretreatment - preservation standards (APHA, USEPA)

Analyte	Unit	LOD	LOQ (LOR)	Result	Guideline / Specification	Method	Testing Location
Metals Testing							
Nickel	mg/L	0.0003	0.0005	0.01	No Standard	Standard Methods for the Examination of Water and Wastewater. APHA, AWWA & WEF, 23rd ed., 2017, part 3125 B, 3030 F	Bangkok
Selenium	mg/L	0.0003	0.0005	0.002	No Standard	Standard Methods for the Examination of Water and Wastewater. APHA, AWWA & WEF, 23rd ed., 2017, part 3125 B, 3030 F	Bangkok
Trivalent Chromium *	mg/L	-	0.01	<0.01	No Standard	Standard Methods for the Examination of Water and Wastewater. APHA, AWWA & WEF, 23rd ed., 2017, part 3125 B, 3030 F	Bangkok
Zinc	mg/L	0.003	0.005	0.48	No Standard	Standard Methods for the Examination of Water and Wastewater. APHA, AWWA & WEF, 23rd ed., 2017, part 3125 B, 3030 F	Bangkok
Pesticides - Organochlorine Group							
2,4-DDD *	ug/L	0.01	0.02	Not Detected	Not Detected	Standard Methods for the Examination of Water and Wastewater. APHA, AWWA & WEF, 23rd ed., 2017, part 6630 D, part 6410 B	Bangkok
2,4-DDE *	ug/L	0.01	0.02	Not Detected	Not Detected	Standard Methods for the Examination of Water and Wastewater. APHA, AWWA & WEF, 23rd ed., 2017, part 6630 D, part 6410 B	Bangkok
2,4-DDT *	ug/L	0.01	0.02	Not Detected	Not Detected	Standard Methods for the Examination of Water and Wastewater. APHA, AWWA & WEF, 23rd ed., 2017, part 6630 D, part 6410 B	Bangkok

Technical Management Sawitree N.
Sawitree Noisangiam
Manager
ทะเบียนเลขที่ ว-204-ล-4709

Approved by Kanokkorn Anek
Kanokkorn Anek
Senior Manager
ทะเบียนเลขที่ ว-204-ล-6111

The above results are valid only for the analysed/tested sample(s) as indicated in this report. No part of this report or certificate may be reproduced in any form without written consent from the Laboratory. ALS Laboratory Group (Thailand) strongly recommends that this report is not reproduced except in full.

ADDRESS 104 Phatthanakan 40, Phatthanakan Rd., Khwaeng Phatthanakan, Khet Suan Luang, Bangkok 10250 Thailand PHONE +66 0 2760 3000 FAX +66 0 2760 3197
ALS LABORATORY GROUP (THAILAND) CO., LTD. An ALS Limited Company
www.alsglobal.com

Analysis / Test Report

TESTING
No.0009

Client : Gulf NLL2 Co., Ltd.
399 Moo 3, Nong La Lork, Ban Khai, Rayong Thailand 21120
P/O :
Project Name : Monitoring EIA
Project Location : GNLL2

Lot ID: 2371069
Date Received : Jul 06, 2023
Date Reported : Jul 14, 2023
Report Number : 2689940-2

Sample Number	2371069-1
Sampled Date	Jul 06, 2023 2:00 PM
Sample Description	Wastewater
Location	บ่อพักน้ำหล่อเย็น (CT blowdown pond)
Date Analysis Commenced	Jul 07, 2023
Condition of Sample	Contained in one BOD bottle, two glass vials, three amber glass bottles and nine plastic bottles, sample containers comply to pretreatment - preservation standards (APHA, USEPA)

Analyte	Unit	LOD	LOQ (LOR)	Result	Guideline / Specification	Method	Testing Location
Pesticides - Organochlorine Group							
4,4-DDD *	ug/L	0.01	0.02	Not Detected	Not Detected	Standard Methods for the Examination of Water and Wastewater. APHA, AWWA & WEF, 23rd ed., 2017, part 6630 D, part 6410 B	Bangkok
4,4-DDE *	ug/L	0.01	0.02	Not Detected	Not Detected	Standard Methods for the Examination of Water and Wastewater. APHA, AWWA & WEF, 23rd ed., 2017, part 6630 D, part 6410 B	Bangkok
4,4-DDT *	ug/L	0.01	0.02	Not Detected	Not Detected	Standard Methods for the Examination of Water and Wastewater. APHA, AWWA & WEF, 23rd ed., 2017, part 6630 D, part 6410 B	Bangkok
Aldrin *	ug/L	0.01	0.02	Not Detected	Not Detected	Standard Methods for the Examination of Water and Wastewater. APHA, AWWA & WEF, 23rd ed., 2017, part 6630 D, part 6410 B	Bangkok
alpha-BHC *	ug/L	0.01	0.02	Not Detected	Not Detected	Standard Methods for the Examination of Water and Wastewater. APHA, AWWA & WEF, 23rd ed., 2017, part 6630 D, part 6410 B	Bangkok
beta-BHC *	ug/L	0.01	0.02	Not Detected	Not Detected	Standard Methods for the Examination of Water and Wastewater. APHA, AWWA & WEF, 23rd ed., 2017, part 6630 D, part 6410 B	Bangkok
Chlordane *	ug/L	0.02	0.04	Not Detected	Not Detected	Standard Methods for the Examination of Water and Wastewater. APHA, AWWA & WEF, 23rd ed., 2017, part 6630 D, part 6410 B	Bangkok
delta-BHC *	ug/L	0.01	0.02	Not Detected	Not Detected	Standard Methods for the Examination of Water and Wastewater. APHA, AWWA & WEF, 23rd ed., 2017, part 6630 D, part 6410 B	Bangkok

Technical Management Sawitree N.
Sawitree Noisangiam
Manager
ทะเบียนเลขที่ ว-204-ล-4709

Approved by Kanokkorn Anek
Kanokkorn Anek
Senior Manager
ทะเบียนเลขที่ ว-204-ล-6111

The above results are valid only for the analysed/tested sample(s) as indicated in this report. No part of this report or certificate may be reproduced in any form without written consent from the Laboratory. ALS Laboratory Group (Thailand) strongly recommends that this report is not reproduced except in full.

ADDRESS 104 Phatthanakan 40, Phatthanakan Rd., Khwaeng Phatthanakan, Khet Suan Luang, Bangkok 10250 Thailand PHONE +66 0 2760 3000 FAX +66 0 2760 3197
ALS LABORATORY GROUP (THAILAND) CO., LTD. An ALS Limited Company
www.alsglobal.com

14289-41/ EMAIL S:\Reports_All_GL.rpt (1.15PM)

Analysis / Test Report

TESTING
No.0009

Client : Gulf NLL2 Co., Ltd.
399 Moo 3, Nong La Lork, Ban Khai, Rayong Thailand 21120
P/O :
Project Name : Monitoring EIA
Project Location : GNLL2

Lot ID: 2371069
Date Received : Jul 06, 2023
Date Reported : Jul 14, 2023
Report Number : 2689940-2

Sample Number	2371069-1
Sampled Date	Jul 06, 2023 2:00 PM
Sample Description	Wastewater
Location	บ่อพักน้ำหล่อเย็น (CT blowdown pond)
Date Analysis Commenced	Jul 07, 2023
Condition of Sample	Contained in one BOD bottle, two glass vials, three amber glass bottles and nine plastic bottles, sample containers comply to pretreatment - preservation standards (APHA, USEPA)

Analyte	Unit	LOD	LOQ (LOR)	Result	Guideline / Specification	Method	Testing Location
Pesticides - Organochlorine Group							
Dieldrin *	ug/L	0.01	0.02	Not Detected	Not Detected	Standard Methods for the Examination of Water and Wastewater. APHA, AWWA & WEF, 23rd ed., 2017, part 6630 D, part 6410 B	Bangkok
Endosulfan I *	ug/L	0.01	0.02	Not Detected	Not Detected	Standard Methods for the Examination of Water and Wastewater. APHA, AWWA & WEF, 23rd ed., 2017, part 6630 D, part 6410 B	Bangkok
Endosulfan II *	ug/L	0.01	0.02	Not Detected	Not Detected	Standard Methods for the Examination of Water and Wastewater. APHA, AWWA & WEF, 23rd ed., 2017, part 6630 D, part 6410 B	Bangkok
Endrin *	ug/L	0.01	0.02	Not Detected	Not Detected	Standard Methods for the Examination of Water and Wastewater. APHA, AWWA & WEF, 23rd ed., 2017, part 6630 D, part 6410 B	Bangkok
Heptachlor *	ug/L	0.01	0.02	Not Detected	Not Detected	Standard Methods for the Examination of Water and Wastewater. APHA, AWWA & WEF, 23rd ed., 2017, part 6630 D, part 6410 B	Bangkok
Heptachlor-Epoxide *	ug/L	0.01	0.02	Not Detected	Not Detected	Standard Methods for the Examination of Water and Wastewater. APHA, AWWA & WEF, 23rd ed., 2017, part 6630 D, part 6410 B	Bangkok
Lindane (gamma-BHC) *	ug/L	0.01	0.02	Not Detected	Not Detected	Standard Methods for the Examination of Water and Wastewater. APHA, AWWA & WEF, 23rd ed., 2017, part 6630 D, part 6410 B	Bangkok
Methoxychlor *	ug/L	0.01	0.02	Not Detected	Not Detected	Standard Methods for the Examination of Water and Wastewater. APHA, AWWA & WEF, 23rd ed., 2017, part 6630 D, part 6410 B	Bangkok

Technical Management Sawitree N.
Sawitree Noisangiam
Manager
ทะเบียนเลขที่ ว-204-ล-4709

Approved by Kanokkorn Anek
Kanokkorn Anek
Senior Manager
ทะเบียนเลขที่ ว-204-ล-6111

The above results are valid only for the analysed/tested sample(s) as indicated in this report. No part of this report or certificate may be reproduced in any form without written consent from the Laboratory. ALS Laboratory Group (Thailand) strongly recommends that this report is not reproduced except in full.

ADDRESS 104 Phatthanakan 40, Phatthanakan Rd., Khwaeng Phatthanakan, Khet Suan Luang, Bangkok 10250 Thailand PHONE +66 0 2760 3000 FAX +66 0 2760 3197
ALS LABORATORY GROUP (THAILAND) CO., LTD. An ALS Limited Company
www.alsglobal.com

14289-41/ EMAIL S:\Reports_All_GL.rpt (1.15PM)

Analysis / Test Report

TESTING
No.0009

Client : Gulf NLL2 Co., Ltd.
399 Moo 3, Nong La Lork, Ban Khai, Rayong Thailand 21120
P/O :
Project Name : Monitoring EIA
Project Location : GNLL2

Lot ID: 2371069
Date Received : Jul 06, 2023
Date Reported : Jul 14, 2023
Report Number : 2689940-2

Guideline : Effluent standard for factories, industrial estate and industrial park set by Notification of the Ministry of Natural Resource and Environment and effluent standard for factories and industrial park set by Notification of The Ministry of Industry dated June 07, B.E.2560 (2017).
Sampling By : Surawit Narapong ทะเบียนเลขที่ ว-323-ล-0011 , Samart Khumphlee ทะเบียนเลขที่ ว-204-ล-7830

Remark :
- LOD : Limit of Detection
- "<" : Lower than LOQ (Limit of Quantitation) / LOR (Limit of Reporting)
- Analyte(s) marked * is/are not included in scope of Accreditation ISO/IEC 17025.
- The laboratory has been accepted as an accredited laboratory complying with the ISO/IEC 17025.

Technical Management Sawitree N.
Sawitree Noisangiam
Manager
ทะเบียนเลขที่ ว-204-ล-4709

Approved by Kanokkorn Anek
Kanokkorn Anek
Senior Manager
ทะเบียนเลขที่ ว-204-ล-6111

The above results are valid only for the analysed/tested sample(s) as indicated in this report. No part of this report or certificate may be reproduced in any form without written consent from the Laboratory. ALS Laboratory Group (Thailand) strongly recommends that this report is not reproduced except in full.

ADDRESS 104 Phatthanakan 40, Phatthanakan Rd., Khwaeng Phatthanakan, Khet Suan Luang, Bangkok 10250 Thailand PHONE +66 0 2760 3000 FAX +66 0 2760 3197
ALS LABORATORY GROUP (THAILAND) CO., LTD. An ALS Limited Company
www.alsglobal.com

14289-41/ EMAIL S:\Reports_All_GL.rpt (1.15PM)

Analysis / Test Report

Client : Gulf NLL2 Co., Ltd.
399 Moo 3, Nong La Lork, Ban Khai, Rayong Thailand 21120
P/O :
Project Name : Monitoring EIA
Project Location: GNLL2

Lot ID: 2371069
Date Received : Jul 06, 2023
Date Reported : Jul 14, 2023
Report Number : 2689940-3

Sample Number	2371069-1
Sampled Date	Jul 06, 2023 2:00 PM
Sample Description	Wastewater
Location	บ่อพักน้ำหล่อเย็น (CT blowdown pond)
Date Analysis Commenced	Jul 07, 2023
Condition of Sample	Contained in one BOD bottle, two glass vials, three amber glass bottles and nine plastic bottles, sample containers comply to pretreatment - preservation standards (APHA, USEPA)

Analyte	Unit	LOD	LOQ (LOR)	Result	Guideline / Specification	Method	Testing Location
Metals Testing							
Calcium	mmol/L	0.002	0.004	5.28	No Standard	In-house method : STM 05-014 based on United States Environmental Protection Agency, 1994, EPA Method 200.7	Bangkok
Magnesium	mmol/L	0.002	0.004	1.72	No Standard	In-house method : STM 05-014 based on United States Environmental Protection Agency, 1994, EPA Method 200.7	Bangkok
SAR		-	-	3.73	No Standard	In-house method : STM 05-014 based on United States Environmental Protection Agency, 1994, EPA Method 200.7	Bangkok
Sodium	mmol/L	0.002	0.004	9.87	No Standard	In-house method : STM 05-014 based on United States Environmental Protection Agency, 1994, EPA Method 200.7	Bangkok
Pesticides - Organochlorine Group							
alpha-Chlordane	ug/L	0.01	0.02	Not Detected	Not Detected	Standard Methods for the Examination of Water and Wastewater. APHA, AWWA & WEF, 23rd ed., 2017, part 6630 D, part 6410 B	Bangkok
gamma-Chlordane	ug/L	0.01	0.02	Not Detected	Not Detected	Standard Methods for the Examination of Water and Wastewater. APHA, AWWA & WEF, 23rd ed., 2017, part 6630 D, part 6410 B	Bangkok
Hexachlorobenzene	ug/L	0.01	0.02	Not Detected	Not Detected	Standard Methods for the Examination of Water and Wastewater. APHA, AWWA & WEF, 23rd ed., 2017, part 6630 D, part 6410 B	Bangkok
Mirex	ug/L	0.01	0.02	Not Detected	Not Detected	Standard Methods for the Examination of Water and Wastewater. APHA, AWWA & WEF, 23rd ed., 2017, part 6630 D, part 6410 B	Bangkok
Water Testing							

The above results are valid only for the analyzed/tested sample(s) as indicated in this report. No part of this report or certificate may be reproduced in any form without written consent from the Laboratory. ALS Laboratory Group (Thailand) strongly recommends that this report is not reproduced except in full.

Approved by N.Banchongkit
Narumon Banchongkit
Supervisor

Analysis / Test Report

Client : Gulf NLL2 Co., Ltd.
399 Moo 3, Nong La Lork, Ban Khai, Rayong Thailand 21120
P/O :
Project Name : Monitoring EIA
Project Location: GNLL2

Lot ID: 2371069
Date Received : Jul 06, 2023
Date Reported : Jul 14, 2023
Report Number : 2689940-3

Sample Number	2371069-1
Sampled Date	Jul 06, 2023 2:00 PM
Sample Description	Wastewater
Location	บ่อพักน้ำหล่อเย็น (CT blowdown pond)
Date Analysis Commenced	Jul 07, 2023
Condition of Sample	Contained in one BOD bottle, two glass vials, three amber glass bottles and nine plastic bottles, sample containers comply to pretreatment - preservation standards (APHA, USEPA)

Analyte	Unit	LOD	LOQ (LOR)	Result	Guideline / Specification	Method	Testing Location
Water Testing							
Chlorite	mg/L	0.05	0.1	Not Detected	No Standard	In-house method : STM 04-061 based on United States Environmental Protection Agency, 1999, EPA Method 300.1	Bangkok
Dissolved Oxygen	mg/L	-	0.1	7.4	No Standard	Standard Methods for the Examination of Water and Wastewater. APHA, AWWA & WEF, 23rd ed., 2017, part 4500-O (C)	Rayong
Odour		-	-	Odourless	No Standard	TIS, 257-2549	Rayong

Guideline : Effluent standard for factories, industrial estate and industrial park set by Notification of the Ministry of Natural Resource and Environment and effluent standard for factories and industrial park set by Notification of The Ministry of Industry dated June 07, B.E.2560 (2017).
Sampling By : Surawit Narapong , Samart Khumphlee

Remark :
- LOD : Limit of Detection
- "<" : Lower than LOQ (Limit of Quantitation) / LOR (Limit of Reporting)

The above results are valid only for the analyzed/tested sample(s) as indicated in this report. No part of this report or certificate may be reproduced in any form without written consent from the Laboratory. ALS Laboratory Group (Thailand) strongly recommends that this report is not reproduced except in full.

Approved by N.Banchongkit
Narumon Banchongkit
Supervisor

Analysis / Test Report

LABORATORY ACCREDITATION BLA-DSS
TESTING
No.0042

Client : Gulf NLL2 Co., Ltd.
399 Moo 3, Nong La Lork, Ban Khai, Rayong Thailand 21120
P/O :
Project Name : Monitoring EIA
Project Location: GNLL2

Lot ID: 2376191
Date Received : Aug 10, 2023
Date Reported : Aug 18, 2023
Report Number : 2701238-1

Sample Number	2376191-1
Sampled Date	Aug 10, 2023 2:00 PM
Sample Description	Wastewater
Location	บ่อพักน้ำทิ้งรวม (Waste water holding pond)
Date Analysis Commenced	Aug 10, 2023
Condition of Sample	Contained in one amber glass bottle and two plastic bottles, sample containers comply to pretreatment - preservation standards (APHA, USEPA)

Analyte	Unit	LOD	LOQ (LOR)	Result	Guideline / Specification	Method	Testing Location
Water Testing							
BOD (5 days at 20 Degree C)	mg/L	-	2.0	<2.0	≤200	Standard Methods for the Examination of Water and Wastewater. APHA, AWWA & WEF, 23rd ed., 2017, part 5210 B, part 4500 - O G	Rayong
Oil & Grease *	mg/L	-	3	<3	≤10	Standard Methods for the Examination of Water and Wastewater. APHA, AWWA & WEF, 23rd ed., 2017, part 5520 B	Rayong
pH at 25 degree C *		-	-	7.9	5.5-9.0	Standard Methods for the Examination of Water and Wastewater. APHA, AWWA & WEF, 23rd ed., 2017, part 4500 - H (B)	Rayong
Temperature *	Degree C	-	-	33.4	≤45	Standard Methods for the Examination of Water and Wastewater. APHA, AWWA & WEF, 23rd ed., 2017, part 2550 B	Rayong
Total Dissolved Solids Dried at 180 degree C	mg/L	-	5	560	≤3000	Standard Methods for the Examination of Water and Wastewater. APHA, AWWA & WEF, 23rd ed., 2017, part 2540 C	Rayong
Total Suspended Solids Dried at 103-105 degree C	mg/L	-	5	13	≤200	Standard Methods for the Examination of Water and Wastewater. APHA, AWWA & WEF, 23rd ed., 2017, part 2540 D	Rayong

Guideline : Standard of WHA Rayong Industrial Land, Maximum levels for wastewater discharging to central wastewater treatment plant.(Expansion and Remaining Area after July 2011)
Sampling By : Wanlop Hunchainaow ทะเบียนเลขที่ ว-323-จ-9457

Remark :
- LOD : Limit of Detection
- "<" : Lower than LOQ (Limit of Quantitation) / LOR (Limit of Reporting)
- Analyte(s) marked * is/are not included in scope of Accreditation ISO/IEC 17025.
- The laboratory has been accepted as an accredited laboratory complying with the ISO/IEC 17025.

Technical Management N.Banchongkit
Narumon Banchongkit
Supervisor
ทะเบียนเลขที่ ว-323-จ-9445

Approved by D.Changchon
Dej Changchon
Senior Manager
ทะเบียนเลขที่ ว-323-ค-9442

The above results are valid only for the analyzed/tested sample(s) as indicated in this report. No part of this report or certificate may be reproduced in any form without written consent from the Laboratory. ALS Laboratory Group (Thailand) strongly recommends that this report is not reproduced except in full.

Analysis / Test Report

LABORATORY ACCREDITATION BLA-DSS
TESTING
No.0042

Client : Gulf NLL2 Co., Ltd.
399 Moo 3, Nong La Lork, Ban Khai, Rayong Thailand 21120
P/O :
Project Name : Monitoring EIA
Project Location: GNLL2

Lot ID: 2376196
Date Received : Aug 10, 2023
Date Reported : Aug 18, 2023
Report Number : 2701251-1

Sample Number	2376196-1
Sampled Date	Aug 10, 2023 1:50 PM
Sample Description	Wastewater
Location	บ่อพักน้ำหล่อเย็น (CT blowdown pond)
Date Analysis Commenced	Aug 10, 2023
Condition of Sample	Contained in one BOD bottle and four plastic bottles, sample containers comply to pretreatment - preservation standards (APHA, USEPA)

Analyte	Unit	LOD	LOQ (LOR)	Result	Guideline / Specification	Method	Testing Location
Water Testing							
BOD (5 days at 20 Degree C)	mg/L	-	2.0	<2.0	≤20	Standard Methods for the Examination of Water and Wastewater. APHA, AWWA & WEF, 23rd ed., 2017, part 5210 B, part 4500 - O G	Rayong
pH at 25 degree C *		-	-	7.9	5.5-9.0	Standard Methods for the Examination of Water and Wastewater. APHA, AWWA & WEF, 23rd ed., 2017, part 4500 - H (B)	Rayong
Residual Free Chlorine *	mg/L	-	0.1	0.2	≤1.0	Standard Methods for the Examination of Water and Wastewater. APHA, AWWA & WEF, 23rd ed., 2017, part 4500-Cl (F)	Rayong
Temperature *	Degree C	-	-	34.8	≤40	Standard Methods for the Examination of Water and Wastewater. APHA, AWWA & WEF, 23rd ed., 2017, part 2550 B	Rayong
Total Dissolved Solids Dried at 180 degree C	mg/L	-	5	1976	≤3000	Standard Methods for the Examination of Water and Wastewater. APHA, AWWA & WEF, 23rd ed., 2017, part 2540 C	Rayong
Total Suspended Solids Dried at 103-105 degree C	mg/L	-	5	17	≤50	Standard Methods for the Examination of Water and Wastewater. APHA, AWWA & WEF, 23rd ed., 2017, part 2540 D	Rayong

Guideline : Effluent standard for factories, industrial estate and industrial park set by Notification of the Ministry of Natural Resource and Environment and effluent standard for factories and industrial park set by Notification of The Ministry of Industry dated June 07, B.E.2560 (2017).
Sampling By : Wanlop Hunchainaow ทะเบียนเลขที่ ว-323-จ-9457 , Samart Khumphlee ทะเบียนเลขที่ ว-204-จ-7830

Remark :
- LOD : Limit of Detection
- "<" : Lower than LOQ (Limit of Quantitation) / LOR (Limit of Reporting)
- Analyte(s) marked * is/are not included in scope of Accreditation ISO/IEC 17025.
- The laboratory has been accepted as an accredited laboratory complying with the ISO/IEC 17025.

Technical Management N.Banchongkit
Narumon Banchongkit
Supervisor
ทะเบียนเลขที่ ว-323-จ-9445

Approved by D.Changchon
Dej Changchon
Senior Manager
ทะเบียนเลขที่ ว-323-ค-9442

The above results are valid only for the analyzed/tested sample(s) as indicated in this report. No part of this report or certificate may be reproduced in any form without written consent from the Laboratory. ALS Laboratory Group (Thailand) strongly recommends that this report is not reproduced except in full.

Analysis / Test Report

Client : Gulf NLL2 Co., Ltd.
399 Moo 3, Nong La Lork, Ban Khai, Rayong Thailand 21120
P/O :
Project Name : Monitoring EIA
Project Location : GNLL2

Lot ID: 2376196
Date Received : Aug 10, 2023
Date Reported : Aug 19, 2023
Report Number : 2701251-2

Page 1 of 1

Sample Number	2376196-1
Sampled Date	Aug 10, 2023 1:50 PM
Sample Description	Wastewater
Location	บ่อพักน้ำผ่อเย็น (CT blowdown pond)
Date Analysis Commenced	Aug 11, 2023
Condition of Sample	Contained in one BOD bottle and four plastic bottles, sample containers comply to pretreatment - preservation standards (APHA, USEPA)

Analyte	Unit	LOD	LOQ (LOR)	Result	Guideline / Specification	Method	Testing Location
Metals Testing							
Calcium	mmol/L	0.002	0.004	6.05	No Standard	In-house method : STM 05-014 based on United States Environmental Protection Agency, 1994, EPA Method 200.7	Bangkok
Magnesium	mmol/L	0.002	0.004	2.03	No Standard	In-house method : STM 05-014 based on United States Environmental Protection Agency, 1994, EPA Method 200.7	Bangkok
SAR		-	-	3.78	No Standard	In-house method : STM 05-014 based on United States Environmental Protection Agency, 1994, EPA Method 200.7	Bangkok
Sodium	mmol/L	0.002	0.004	10.7	No Standard	In-house method : STM 05-014 based on United States Environmental Protection Agency, 1994, EPA Method 200.7	Bangkok
Water Testing							
Chlorite	mg/L	0.05	0.1	Not Detected	No Standard	In-house method : STM 04-061 based on United States Environmental Protection Agency, 1999, EPA Method 300.1	Bangkok
Dissolved Oxygen	mg/L	-	0.1	6.9	≥4	Standard Methods for the Examination of Water and Wastewater. APHA, AWWA & WEF, 23rd ed., 2017, part 4500-O (C)	Rayong

Guideline : Effluent standard for factories, industrial estate and industrial park set by Notification of the Ministry of Natural Resource and Environment and effluent standard for factories and industrial park set by Notification of The Ministry of Industry dated June 07, B.E.2560 (2017).
Note : Dissolved Oxygen guideline set by Environmental Impact Assessment Report of Gulf NLL2 Co., Ltd.

Sampling By : Wanlop Hunchainaow , Samart Khumphlee

Remark :
- LOD : Limit of Detection
- "<" : Lower than LOQ (Limit of Quantitation) / LOR (Limit of Reporting)

The above results are valid only for the analyzed/tested sample(s) as indicated in this report. No part of this report or certificate may be reproduced in any form without written consent from the Laboratory. ALS Laboratory Group (Thailand) strongly recommends that this report is not reproduced except in full.

Approved by Chanatt L.
Chanattagarn Imchom
Section Head

Analysis / Test Report

TESTING
No.0042

Client : Gulf NLL2 Co., Ltd.
399 Moo 3, Nong La Lork, Ban Khai, Rayong Thailand 21120
P/O :
Project Name : Monitoring EIA
Project Location : GNLL2

Lot ID: 2391838
Date Received : Sep 07, 2023
Date Reported : Sep 14, 2023
Report Number : 2738638-1

Page 1 of 1

Sample Number	2391838-1
Sampled Date	Sep 07, 2023 2:25 PM
Sample Description	Wastewater
Location	บ่อพักน้ำทิ้งรวม (Waste water holding pond)
Date Analysis Commenced	Sep 07, 2023
Condition of Sample	Contained in one amber glass bottle and two plastic bottles, sample containers comply to pretreatment - preservation standards (APHA, USEPA)

Analyte	Unit	LOD	LOQ (LOR)	Result	Guideline / Specification	Method	Testing Location
Water Testing							
BOD (5 days at 20 Degree C)	mg/L	-	2.0	<2.0	≤200	Standard Methods for the Examination of Water and Wastewater. APHA, AWWA & WEF, 23rd ed., 2017, part 5210 B, part 4500 - O G	Rayong
Oil & Grease *	mg/L	-	3	<3	≤10	Standard Methods for the Examination of Water and Wastewater. APHA, AWWA & WEF, 23rd ed., 2017, part 5520 B	Rayong
pH at 25 degree C *		-	-	7.9	5.5-9.0	Standard Methods for the Examination of Water and Wastewater. APHA, AWWA & WEF, 23rd ed., 2017, part 4500 - H (B)	Rayong
Temperature *	Degree C	-	-	32.1	≤45	Standard Methods for the Examination of Water and Wastewater. APHA, AWWA & WEF, 23rd ed., 2017, part 2550 B	Rayong
Total Dissolved Solids Dried at 180 degree C	mg/L	-	5	160	≤3000	Standard Methods for the Examination of Water and Wastewater. APHA, AWWA & WEF, 23rd ed., 2017, part 2540 C	Rayong
Total Suspended Solids Dried at 103-105 degree C	mg/L	-	5	<5	≤200	Standard Methods for the Examination of Water and Wastewater. APHA, AWWA & WEF, 23rd ed., 2017, part 2540 D	Rayong

Guideline : Standard of WHA Rayong Industrial Land, Maximum levels for wastewater discharging to central wastewater treatment plant.(Expansion and Remaining Area after July 2011)
Sampling By : Paramet Sattayakun ทะเบียนเลขที่ ว-323-ล-9476

Remark :
- LOD : Limit of Detection
- "<" : Lower than LOQ (Limit of Quantitation) / LOR (Limit of Reporting)
- Analyte(s) marked * is/are not included in scope of Accreditation ISO/IEC 17025.
- The laboratory has been accepted as an accredited laboratory complying with the ISO/IEC 17025.

Technical Management N.Banchongkit
Narumon Banchongkit
Supervisor
ทะเบียนเลขที่ ว-323-ล-9445

Approved by D.Changchon
Dej Changchon
Senior Manager
ทะเบียนเลขที่ ว-323-ล-9442

The above results are valid only for the analyzed/tested sample(s) as indicated in this report. No part of this report or certificate may be reproduced in any form without written consent from the Laboratory. ALS Laboratory Group (Thailand) strongly recommends that this report is not reproduced except in full.

Analysis / Test Report

TESTING
No.0042

Client : Gulf NLL2 Co., Ltd.
399 Moo 3, Nong La Lork, Ban Khai, Rayong Thailand 21120
P/O :
Project Name : Monitoring EIA
Project Location : GNLL2

Lot ID: 2391840
Date Received : Sep 07, 2023
Date Reported : Sep 15, 2023
Report Number : 2738648-1

Page 1 of 1

Sample Number	2391840-1
Sampled Date	Sep 07, 2023 1:55 PM
Sample Description	Wastewater
Location	บ่อพักน้ำผ่อเย็น (CT blowdown pond)
Date Analysis Commenced	Sep 07, 2023
Condition of Sample	Contained in one BOD bottle and four plastic bottles, sample containers comply to pretreatment - preservation standards (APHA, USEPA)

Analyte	Unit	LOD	LOQ (LOR)	Result	Guideline / Specification	Method	Testing Location
Water Testing							
BOD (5 days at 20 Degree C)	mg/L	-	2.0	<2.0	≤20	Standard Methods for the Examination of Water and Wastewater. APHA, AWWA & WEF, 23rd ed., 2017, part 5210 B, part 4500 - O G	Rayong
pH at 25 degree C *		-	-	7.8	5.5-9.0	Standard Methods for the Examination of Water and Wastewater. APHA, AWWA & WEF, 23rd ed., 2017, part 4500 - H (B)	Rayong
Residual Free Chlorine *	mg/L	-	0.1	0.1	≤1.0	Standard Methods for the Examination of Water and Wastewater. APHA, AWWA & WEF, 23rd ed., 2017, part 4500-Cl (F)	Rayong
Temperature *	Degree C	-	-	32.9	≤40	Standard Methods for the Examination of Water and Wastewater. APHA, AWWA & WEF, 23rd ed., 2017, part 2550 B	Rayong
Total Dissolved Solids Dried at 180 degree C	mg/L	-	5	2010	≤3000	Standard Methods for the Examination of Water and Wastewater. APHA, AWWA & WEF, 23rd ed., 2017, part 2540 C	Rayong
Total Suspended Solids Dried at 103-105 degree C	mg/L	-	5	17	≤50	Standard Methods for the Examination of Water and Wastewater. APHA, AWWA & WEF, 23rd ed., 2017, part 2540 D	Rayong

Guideline : Effluent standard for factories, industrial estate and industrial park set by Notification of the Ministry of Natural Resource and Environment and effluent standard for factories and industrial park set by Notification of The Ministry of Industry dated June 07, B.E.2560 (2017).
Sampling By : Paramet Sattayakun ทะเบียนเลขที่ ว-323-ล-9476 , Panupong Manit ทะเบียนเลขที่ ว-204-ล-8600

Remark :
- LOD : Limit of Detection
- "<" : Lower than LOQ (Limit of Quantitation) / LOR (Limit of Reporting)
- Analyte(s) marked * is/are not included in scope of Accreditation ISO/IEC 17025.
- The laboratory has been accepted as an accredited laboratory complying with the ISO/IEC 17025.

Technical Management N.Banchongkit
Narumon Banchongkit
Supervisor
ทะเบียนเลขที่ ว-323-ล-9445

Approved by D.Changchon
Dej Changchon
Senior Manager
ทะเบียนเลขที่ ว-323-ล-9442

The above results are valid only for the analyzed/tested sample(s) as indicated in this report. No part of this report or certificate may be reproduced in any form without written consent from the Laboratory. ALS Laboratory Group (Thailand) strongly recommends that this report is not reproduced except in full.

Analysis / Test Report

Client : Gulf NLL2 Co., Ltd.
399 Moo 3, Nong La Lork, Ban Khai, Rayong Thailand 21120
P/O :
Project Name : Monitoring EIA
Project Location : GNLL2

Lot ID: 2391840
Date Received : Sep 07, 2023
Date Reported : Sep 15, 2023
Report Number : 2738648-2

Page 1 of 1

Sample Number	2391840-1
Sampled Date	Sep 07, 2023 1:55 PM
Sample Description	Wastewater
Location	บ่อพักน้ำผ่อเย็น (CT blowdown pond)
Date Analysis Commenced	Sep 08, 2023
Condition of Sample	Contained in one BOD bottle and four plastic bottles, sample containers comply to pretreatment - preservation standards (APHA, USEPA)

Analyte	Unit	LOD	LOQ (LOR)	Result	Guideline / Specification	Method	Testing Location
Metals Testing							
Calcium	mmol/L	0.002	0.004	5.52	No Standard	In-house method : STM 05-014 based on United States Environmental Protection Agency, 1994, EPA Method 200.7	Bangkok
Magnesium	mmol/L	0.002	0.004	2.27	No Standard	In-house method : STM 05-014 based on United States Environmental Protection Agency, 1994, EPA Method 200.7	Bangkok
SAR		-	-	3.39	No Standard	In-house method : STM 05-014 based on United States Environmental Protection Agency, 1994, EPA Method 200.7	Bangkok
Sodium	mmol/L	0.002	0.004	9.45	No Standard	In-house method : STM 05-014 based on United States Environmental Protection Agency, 1994, EPA Method 200.7	Bangkok
Water Testing							
Chlorite	mg/L	0.05	0.1	3.68	No Standard	In-house method : STM 04-061 based on United States Environmental Protection Agency, 1999, EPA Method 300.1	Bangkok
Dissolved Oxygen	mg/L	-	0.1	7.1	≥4	Standard Methods for the Examination of Water and Wastewater. APHA, AWWA & WEF, 23rd ed., 2017, part 4500-O (C)	Rayong

Guideline : Effluent standard for factories, industrial estate and industrial park set by Notification of the Ministry of Natural Resource and Environment and effluent standard for factories and industrial park set by Notification of The Ministry of Industry dated June 07, B.E.2560 (2017).
Sampling By : Paramet Sattayakun , Panupong Manit

Remark :
- LOD : Limit of Detection
- "<" : Lower than LOQ (Limit of Quantitation) / LOR (Limit of Reporting)

The above results are valid only for the analyzed/tested sample(s) as indicated in this report. No part of this report or certificate may be reproduced in any form without written consent from the Laboratory. ALS Laboratory Group (Thailand) strongly recommends that this report is not reproduced except in full.

Approved by Sawitree N.
Sawitree Noisangiam
Manager

TESTING
No.0042

Analysis / Test Report

Client : Gulf NLL2 Co., Ltd.
399 Moo 3, Nong La Lork, Ban Khai, Rayong Thailand 21120
P/O : 4210901773
Project Name : Monitoring EIA
Project Location : GNLL2

Lot ID: 23107294
Date Received : Oct 10, 2023
Date Reported : Oct 18, 2023
Report Number : 2774653-1

Sample Number	23107294-1
Sampled Date	Oct 10, 2023 2:07 PM
Sample Description	Wastewater
Location	บ่อพักน้ำทิ้งรวม (Waste water holding pond)
Date Analysis Commenced	Oct 10, 2023
Condition of Sample	Contained in one amber glass bottle and two plastic bottles, sample containers comply to pretreatment - preservation standards (APHA, USEPA)

Analyte	Unit	LOD	LOQ (LOR)	Result	Guideline / Specification	Method	Testing Location
Water Testing							
BOD (5 days at 20 Degree C)	mg/L	-	2.0	<2.0	≤200	Standard Methods for the Examination of Water and Wastewater. APHA, AWWA & WEF, 23rd ed., 2017, part 5210 B, part 4500 - O G	Rayong
Oil & Grease *	mg/L	-	3	<3	≤10	Standard Methods for the Examination of Water and Wastewater. APHA, AWWA & WEF, 23rd ed., 2017, part 5520 B	Rayong
pH at 25 degree C *		-	-	7.4	5.5-9.0	Standard Methods for the Examination of Water and Wastewater. APHA, AWWA & WEF, 23rd ed., 2017, part 4500 - H (B)	Rayong
Temperature *	Degree C	-	-	29.6	≤45	Standard Methods for the Examination of Water and Wastewater. APHA, AWWA & WEF, 23rd ed., 2017, part 2550 B	Rayong
Total Dissolved Solids Dried at 180 degree C	mg/L	-	5	264	≤3000	Standard Methods for the Examination of Water and Wastewater. APHA, AWWA & WEF, 23rd ed., 2017, part 2540 C	Rayong
Total Suspended Solids Dried at 103-105 degree C	mg/L	-	5	<5	≤200	Standard Methods for the Examination of Water and Wastewater. APHA, AWWA & WEF, 23rd ed., 2017, part 2540 D	Rayong

Guideline : Standard of WHA Rayong Industrial Land, Maximum levels for wastewater discharging to central wastewater treatment plant.(Expansion and Remaining Area after July 2011)
Sampling By : Surawit Narapong ทะเบียนเลขที่ ว-323-จ-0011

Remark :
- LOD : Limit of Detection
- "<" : Lower than LOQ (Limit of Quantitation) / LOR (Limit of Reporting)
- Analyte(s) marked * is/are not included in scope of Accreditation ISO/IEC 17025.
- The laboratory has been accepted as an accredited laboratory complying with the ISO/IEC 17025.

Technical Management N.Banchongkit
Narumon Banchongkit
Supervisor
ทะเบียนเลขที่ ว-323-จ-9445

Approved by D.Changchon
Dej Changchon
Senior Manager
ทะเบียนเลขที่ ว-323-ค-9442

The above results are valid only for the analyzed/tested sample(s) as indicated in this report. No part of this report or certificate may be reproduced in any form without written consent from the Laboratory. ALS Laboratory Group (Thailand) strongly recommends that this report is not reproduced except in full.

TESTING
No.0042

Analysis / Test Report

Client : Gulf NLL2 Co., Ltd.
399 Moo 3, Nong La Lork, Ban Khai, Rayong Thailand 21120
P/O : 4210901773
Project Name : Monitoring EIA
Project Location : GNLL2

Lot ID: 23107296
Date Received : Oct 10, 2023
Date Reported : Oct 19, 2023
Report Number : 2774655-1

Sample Number	23107296-1
Sampled Date	Oct 10, 2023 1:52 PM
Sample Description	Wastewater
Location	บ่อพักน้ำหล่อเย็น (CT blowdown pond)
Date Analysis Commenced	Oct 10, 2023
Condition of Sample	Contained in one BOD bottle and four plastic bottles, sample containers comply to pretreatment - preservation standards (APHA, USEPA)

Analyte	Unit	LOD	LOQ (LOR)	Result	Guideline / Specification	Method	Testing Location
Water Testing							
BOD (5 days at 20 Degree C)	mg/L	-	2.0	<2.0	≤20	Standard Methods for the Examination of Water and Wastewater. APHA, AWWA & WEF, 23rd ed., 2017, part 5210 B, part 4500 - O G	Rayong
pH at 25 degree C *		-	-	8.0	5.5-9.0	Standard Methods for the Examination of Water and Wastewater. APHA, AWWA & WEF, 23rd ed., 2017, part 4500 - H (B)	Rayong
Residual Free Chlorine *	mg/L	-	0.1	<0.1	≤1.0	Standard Methods for the Examination of Water and Wastewater. APHA, AWWA & WEF, 23rd ed., 2017, part 4500-Cl (F)	Rayong
Temperature *	Degree C	-	-	32.7	≤40	Standard Methods for the Examination of Water and Wastewater. APHA, AWWA & WEF, 23rd ed., 2017, part 2550 B	Rayong
Total Dissolved Solids Dried at 180 degree C	mg/L	-	5	904	≤3000	Standard Methods for the Examination of Water and Wastewater. APHA, AWWA & WEF, 23rd ed., 2017, part 2540 C	Rayong
Total Suspended Solids Dried at 103-105 degree C	mg/L	-	5	<5	≤50	Standard Methods for the Examination of Water and Wastewater. APHA, AWWA & WEF, 23rd ed., 2017, part 2540 D	Rayong

Guideline : Effluent standard for factories, industrial estate and industrial park set by Notification of the Ministry of Natural Resource and Environment and effluent standard for factories and industrial park set by Notification of The Ministry of Industry dated June 07, B.E.2560 (2017).
Sampling By : Surawit Narapong ทะเบียนเลขที่ ว-323-จ-0011 , Panupong Manit ทะเบียนเลขที่ ว-204-จ-8600

Remark :
- LOD : Limit of Detection
- "<" : Lower than LOQ (Limit of Quantitation) / LOR (Limit of Reporting)
- Analyte(s) marked * is/are not included in scope of Accreditation ISO/IEC 17025.
- The laboratory has been accepted as an accredited laboratory complying with the ISO/IEC 17025.

Technical Management N.Banchongkit
Narumon Banchongkit
Supervisor
ทะเบียนเลขที่ ว-323-จ-9445

Approved by D.Changchon
Dej Changchon
Senior Manager
ทะเบียนเลขที่ ว-323-ค-9442

The above results are valid only for the analyzed/tested sample(s) as indicated in this report. No part of this report or certificate may be reproduced in any form without written consent from the Laboratory. ALS Laboratory Group (Thailand) strongly recommends that this report is not reproduced except in full.

Analysis / Test Report

Client : Gulf NLL2 Co., Ltd.
399 Moo 3, Nong La Lork, Ban Khai, Rayong Thailand 21120
P/O : 4210901773
Project Name : Monitoring EIA
Project Location : GNLL2

Lot ID: 23107296
Date Received : Oct 10, 2023
Date Reported : Oct 19, 2023
Report Number : 2774655-2

Sample Number	23107296-1
Sampled Date	Oct 10, 2023 1:52 PM
Sample Description	Wastewater
Location	บ่อพักน้ำหล่อเย็น (CT blowdown pond)
Date Analysis Commenced	Oct 11, 2023
Condition of Sample	Contained in one BOD bottle and four plastic bottles, sample containers comply to pretreatment - preservation standards (APHA, USEPA)

Analyte	Unit	LOD	LOQ (LOR)	Result	Guideline / Specification	Method	Testing Location
Metals Testing							
Calcium	mmol/L	0.002	0.004	2.27	No Standard	In-house method : STM 05-014 based on United States Environmental Protection Agency, 1994, EPA Method 200.7	Bangkok
Magnesium	mmol/L	0.002	0.004	0.66	No Standard	In-house method : STM 05-014 based on United States Environmental Protection Agency, 1994, EPA Method 200.7	Bangkok
SAR		-	-	2.40	No Standard	In-house method : STM 05-014 based on United States Environmental Protection Agency, 1994, EPA Method 200.7	Bangkok
Sodium	mmol/L	0.002	0.004	4.11	No Standard	In-house method : STM 05-014 based on United States Environmental Protection Agency, 1994, EPA Method 200.7	Bangkok
Water Testing							
Chlorite	mg/L	0.05	0.1	0.10	No Standard	In-house method : STM 04-061 based on United States Environmental Protection Agency, 1999, EPA Method 300.1	Bangkok
Dissolved Oxygen	mg/L	-	0.1	7.1	≥4	Standard Methods for the Examination of Water and Wastewater. APHA, AWWA & WEF, 23rd ed., 2017, part 4500-O (C)	Rayong

Guideline : Effluent standard for factories, industrial estate and industrial park set by Notification of the Ministry of Natural Resource and Environment and effluent standard for factories and industrial park set by Notification of The Ministry of Industry dated June 07, B.E.2560 (2017).
Note : Dissolved Oxygen guideline set by Environmental Impact Assessment Report of Gulf NLL2 Co., Ltd.

Sampling By : Surawit Narapong , Panupong Manit

Remark :
- LOD : Limit of Detection
- "<" : Lower than LOQ (Limit of Quantitation) / LOR (Limit of Reporting)

The above results are valid only for the analyzed/tested sample(s) as indicated in this report. No part of this report or certificate may be reproduced in any form without written consent from the Laboratory. ALS Laboratory Group (Thailand) strongly recommends that the report is not reproduced except in full.

Approved by Chanatt L.
Chanattagarn Imchom
Section Head

TESTING
No.0042

Analysis / Test Report

Client : Gulf NLL2 Co., Ltd.
399 Moo 3, Nong La Lork, Ban Khai, Rayong Thailand 21120
P/O : 4210901773
Project Name : Monitoring EIA
Project Location : GNLL2

Lot ID: 23125148
Date Received : Nov 09, 2023
Date Reported : Nov 16, 2023
Report Number : 2817706-1

Sample Number	23125148-1
Sampled Date	Nov 09, 2023 2:00 PM
Sample Description	Wastewater
Location	บ่อพักน้ำทิ้งรวม (Waste water holding pond)
Date Analysis Commenced	Nov 09, 2023
Condition of Sample	Contained in one amber glass bottle and three plastic bottles, sample containers comply to pretreatment - preservation standards (APHA, USEPA)

Analyte	Unit	LOD	LOQ (LOR)	Result	Guideline / Specification	Method	Testing Location
Water Testing							
BOD (5 days at 20 Degree C)	mg/L	-	2.0	<2.0	≤200	Standard Methods for the Examination of Water and Wastewater. APHA, AWWA & WEF, 23rd ed., 2017, part 5210 B, part 4500 - O G	Rayong
Oil & Grease *	mg/L	-	3	<3	≤10	Standard Methods for the Examination of Water and Wastewater. APHA, AWWA & WEF, 23rd ed., 2017, part 5520 B	Rayong
pH at 25 degree C *		-	-	7.6	5.5-9.0	Standard Methods for the Examination of Water and Wastewater. APHA, AWWA & WEF, 23rd ed., 2017, part 4500 - H (B)	Rayong
Temperature *	Degree C	-	-	29.8	≤45	Standard Methods for the Examination of Water and Wastewater. APHA, AWWA & WEF, 23rd ed., 2017, part 2550 B	Rayong
Total Dissolved Solids Dried at 180 degree C	mg/L	-	5	940	≤3000	Standard Methods for the Examination of Water and Wastewater. APHA, AWWA & WEF, 23rd ed., 2017, part 2540 C	Rayong
Total Suspended Solids Dried at 103-105 degree C	mg/L	-	5	11	≤200	Standard Methods for the Examination of Water and Wastewater. APHA, AWWA & WEF, 23rd ed., 2017, part 2540 D	Rayong

Guideline : Standard of WHA Rayong Industrial Land, Maximum levels for wastewater discharging to central wastewater treatment plant.(Expansion and Remaining Area after July 2011)
Sampling By : Surawit Narapong ทะเบียนเลขที่ ว-323-จ-0011

Remark :
- LOD : Limit of Detection
- "<" : Lower than LOQ (Limit of Quantitation) / LOR (Limit of Reporting)
- Analyte(s) marked * is/are not included in scope of Accreditation ISO/IEC 17025.
- The laboratory has been accepted as an accredited laboratory complying with the ISO/IEC 17025.

Technical Management N.Banchongkit
Narumon Banchongkit
Supervisor
ทะเบียนเลขที่ ว-323-จ-9445

Approved by D.Changchon
Dej Changchon
Senior Manager
ทะเบียนเลขที่ ว-323-ค-9442

Results apply to the sample(s) as submitted, unless the sampling was conducted by ALS. No part of this report may be reproduced in any form without written consent from the laboratory. ALS Laboratory Group (Thailand) strongly recommends that the report is not reproduced except in full.

Analysis / Test Report

TESTING
No.0042

Lot ID: 23125151

Date Received : Nov 09, 2023
Date Reported : Nov 16, 2023
Report Number : 2817714-1

Client : Gulf NLL2 Co., Ltd.
399 Moo 3, Nong La Lork, Ban Khai, Rayong Thailand 21120
P/O : 4210901773
Project Name : Monitoring EIA
Project Location : GNLL2

Sample Number	23125151-1
Sampled Date	Nov 09, 2023 1:50 PM
Sample Description	Wastewater
Location	บ่อพักน้ำหล่อเย็น (CT blowdown pond)
Date Analysis Commenced	Nov 09, 2023
Condition of Sample	Contained in one BOD bottle and four plastic bottles, sample containers comply to pretreatment - preservation standards (APHA, USEPA)

Analyte	Unit	LOD	LOQ (LOR)	Result	Guideline / Specification	Method	Testing Location
Water Testing							
BOD (5 days at 20 Degree C)	mg/L	-	2.0	<2.0	≤20	Standard Methods for the Examination of Water and Wastewater. APHA, AWWA & WEF, 23rd ed., 2017, part 5210 B, part 4500 - O G	Rayong
pH at 25 degree C *		-	-	7.9	5.5-9.0	Standard Methods for the Examination of Water and Wastewater. APHA, AWWA & WEF, 23rd ed., 2017, part 4500 - H (B)	Rayong
Residual Free Chlorine *	mg/L	-	0.1	0.2	≤1.0	Standard Methods for the Examination of Water and Wastewater. APHA, AWWA & WEF, 23rd ed., 2017, part 4500-Cl (F)	Rayong
Temperature *	Degree C	-	-	32.2	≤40	Standard Methods for the Examination of Water and Wastewater. APHA, AWWA & WEF, 23rd ed., 2017, part 2550 B	Rayong
Total Dissolved Solids Dried at 180 degree C	mg/L	-	5	1992	≤3000	Standard Methods for the Examination of Water and Wastewater. APHA, AWWA & WEF, 23rd ed., 2017, part 2540 C	Rayong
Total Suspended Solids Dried at 103-105 degree C	mg/L	-	5	11	≤50	Standard Methods for the Examination of Water and Wastewater. APHA, AWWA & WEF, 23rd ed., 2017, part 2540 D	Rayong

Guideline : Effluent standard for factories, industrial estate and industrial park set by Notification of the Ministry of Natural Resource and Environment and effluent standard for factories and industrial park set by Notification of The Ministry of Industry dated June 07, B.E.2560 (2017).
Sampling By : Surawit Narapong ทะเบียนเลขที่ ว-323-ล-0011 , Samart Khumphlee ทะเบียนเลขที่ ว-204-ล-7830

Remark :
- LOD : Limit of Detection
- "<" : Lower than LOQ (Limit of Quantitation) / LOR (Limit of Reporting)
- Analyte(s) marked * is/are not included in scope of Accreditation ISO/IEC 17025.
- The laboratory has been accepted as an accredited laboratory complying with the ISO/IEC 17025.

Technical Management
Narumon Banchongkit
Supervisor
ทะเบียนเลขที่ ว-323-ล-9445

Approved by
Dej Changchon
Senior Manager
ทะเบียนเลขที่ ว-323-ล-9442

Results apply to the sample(s) as submitted, unless the sampling was conducted by ALS. No part of this report may be reproduced in any form without written consent from the laboratory. ALS Laboratory Group (Thailand) strongly recommends that this report is not reproduced except in full.

ADDRESS 616/10 Moo 5 T. Maenam Khu A. Pluakdaeng Rayong 21140 Thailand PHONE +66 0 3304 8555 FAX +66 0 3304 8556
ALS LABORATORY GROUP (THAILAND) CO., LTD. An ALS Limited Company

Life Sciences www.alsglobal.com
RIGHT SOLUTIONS RIGHT PARTNER

Analysis / Test Report

Lot ID: 23125151

Date Received : Nov 09, 2023
Date Reported : Nov 17, 2023
Report Number : 2817714-2

Client : Gulf NLL2 Co., Ltd.
399 Moo 3, Nong La Lork, Ban Khai, Rayong Thailand 21120
P/O : 4210901773
Project Name : Monitoring EIA
Project Location : GNLL2

Sample Number	23125151-1
Sampled Date	Nov 09, 2023 1:50 PM
Sample Description	Wastewater
Location	บ่อพักน้ำหล่อเย็น (CT blowdown pond)
Date Analysis Commenced	Nov 10, 2023
Condition of Sample	Contained in one BOD bottle and four plastic bottles, sample containers comply to pretreatment - preservation standards (APHA, USEPA)

Analyte	Unit	LOD	LOQ (LOR)	Result	Guideline / Specification	Method	Testing Location
Metals Testing							
Calcium	mmol/L	0.002	0.004	4.89	No Standard	In-house method : STM 05-014 based on United States Environmental Protection Agency, 1994, EPA Method 200.7	Bangkok
Magnesium	mmol/L	0.002	0.004	2.04	No Standard	In-house method : STM 05-014 based on United States Environmental Protection Agency, 1994, EPA Method 200.7	Bangkok
SAR		-	-	3.25	No Standard	In-house method : STM 05-014 based on United States Environmental Protection Agency, 1994, EPA Method 200.7	Bangkok
Sodium	mmol/L	0.002	0.004	8.56	No Standard	In-house method : STM 05-014 based on United States Environmental Protection Agency, 1994, EPA Method 200.7	Bangkok
Water Testing							
Chlorite	mg/L	0.05	0.1	0.39	No Standard	In-house method : STM 04-061 based on United States Environmental Protection Agency, 1999, EPA Method 300.1	Bangkok
Dissolved Oxygen	mg/L	-	0.1	7.0	≥4	Standard Methods for the Examination of Water and Wastewater. APHA, AWWA & WEF, 23rd ed., 2017, part 4500-O (C)	Rayong

Guideline : Effluent standard for factories, industrial estate and industrial park set by Notification of the Ministry of Natural Resource and Environment and effluent standard for factories and industrial park set by Notification of The Ministry of Industry dated June 07, B.E.2560 (2017).
Sampling By : Surawit Narapong , Samart Khumphlee

Remark :
- LOD : Limit of Detection
- "<" : Lower than LOQ (Limit of Quantitation) / LOR (Limit of Reporting)

Results apply to the sample(s) as submitted, unless the sampling was conducted by ALS. No part of this report may be reproduced in any form without written consent from the laboratory. ALS Laboratory Group (Thailand) strongly recommends that this report is not reproduced except in full.

Approved by
Sawitree Noisangiam
Manager

ADDRESS 104 Phatthanakan 40 Phatthanakan Rd., Khwaeng Phatthanakan Khet Suan Luang Bangkok 10250 Thailand PHONE +66 0 2760 3000 FAX +66 0 2760 3197
ALS LABORATORY GROUP (THAILAND) CO., LTD. An ALS Limited Company

Life Sciences www.alsglobal.com
RIGHT SOLUTIONS RIGHT PARTNER

Analysis / Test Report

TESTING
No.0042

Lot ID: 23135801

Date Received : Dec 07, 2023
Date Reported : Dec 14, 2023
Report Number : 2842029-1

Client : Gulf NLL2 Co., Ltd.
399 Moo 3, Nong La Lork, Ban Khai, Rayong Thailand 21120
P/O : 4210901773
Project Name : Monitoring EIA
Project Location : GNLL2

Sample Number	23135801-1
Sampled Date	Dec 07, 2023 2:00 PM
Sample Description	Wastewater
Location	บ่อพักน้ำทั่วรวม (Waste water holding pond)
Date Analysis Commenced	Dec 07, 2023
Condition of Sample	Contained in one amber glass bottle and two plastic bottles, sample containers comply to pretreatment - preservation standards (APHA, USEPA)

Analyte	Unit	LOD	LOQ (LOR)	Result	Guideline / Specification	Method	Testing Location
Water Testing							
BOD (5 days at 20 Degree C)	mg/L	-	2.0	<2.0	≤200	Standard Methods for the Examination of Water and Wastewater. APHA, AWWA & WEF, 23rd ed., 2017, part 5210 B, part 4500 - O G	Rayong
Oil & Grease *	mg/L	-	3	<3	≤10	Standard Methods for the Examination of Water and Wastewater. APHA, AWWA & WEF, 23rd ed., 2017, part 5520 B	Rayong
pH at 25 degree C *		-	-	7.8	5.5-9.0	Standard Methods for the Examination of Water and Wastewater. APHA, AWWA & WEF, 23rd ed., 2017, part 4500 - H (B)	Rayong
Temperature *	Degree C	-	-	30.1	≤45	Standard Methods for the Examination of Water and Wastewater. APHA, AWWA & WEF, 23rd ed., 2017, part 2550 B	Rayong
Total Dissolved Solids Dried at 180 degree C	mg/L	-	5	652	≤3000	Standard Methods for the Examination of Water and Wastewater. APHA, AWWA & WEF, 23rd ed., 2017, part 2540 C	Rayong
Total Suspended Solids Dried at 103-105 degree C	mg/L	-	5	13	≤200	Standard Methods for the Examination of Water and Wastewater. APHA, AWWA & WEF, 23rd ed., 2017, part 2540 D	Rayong

Guideline : Standard of WHA Rayong Industrial Land, Maximum levels for wastewater discharging to central wastewater treatment plant.(Expansion and Remaining Area after July 2011)
Sampling By : Paramet Sattayakun ทะเบียนเลขที่ ว-323-ล-9476

Remark :
- LOD : Limit of Detection
- "<" : Lower than LOQ (Limit of Quantitation) / LOR (Limit of Reporting)
- Analyte(s) marked * is/are not included in scope of Accreditation ISO/IEC 17025.
- The laboratory has been accepted as an accredited laboratory complying with the ISO/IEC 17025.

Technical Management
Narumon Banchongkit
Supervisor
ทะเบียนเลขที่ ว-323-ล-9445

Approved by
Dej Changchon
Senior Manager
ทะเบียนเลขที่ ว-323-ล-9442

Results apply to the sample(s) as submitted, unless the sampling was conducted by ALS. No part of this report may be reproduced in any form without written consent from the laboratory. ALS Laboratory Group (Thailand) strongly recommends that this report is not reproduced except in full.

ADDRESS 616/10 Moo 5 T. Maenam Khu A. Pluakdaeng Rayong 21140 Thailand PHONE +66 0 3304 8555 FAX +66 0 3304 8556
ALS LABORATORY GROUP (THAILAND) CO., LTD. An ALS Limited Company

Life Sciences www.alsglobal.com
RIGHT SOLUTIONS RIGHT PARTNER

Analysis / Test Report

TESTING
No.0042

Lot ID: 23135803

Date Received : Dec 07, 2023
Date Reported : Dec 15, 2023
Report Number : 2842031-1

Client : Gulf NLL2 Co., Ltd.
399 Moo 3, Nong La Lork, Ban Khai, Rayong Thailand 21120
P/O : 4210901773
Project Name : Monitoring EIA
Project Location : GNLL2

Sample Number	23135803-1
Sampled Date	Dec 07, 2023 1:50 PM
Sample Description	Wastewater
Location	บ่อพักน้ำหล่อเย็น (CT blowdown pond)
Date Analysis Commenced	Dec 07, 2023
Condition of Sample	Contained in one BOD bottle and four plastic bottles, sample containers comply to pretreatment - preservation standards (APHA, USEPA)

Analyte	Unit	LOD	LOQ (LOR)	Result	Guideline / Specification	Method	Testing Location
Water Testing							
BOD (5 days at 20 Degree C)	mg/L	-	2.0	<2.0	≤20	Standard Methods for the Examination of Water and Wastewater. APHA, AWWA & WEF, 23rd ed., 2017, part 5210 B, part 4500 - O G	Rayong
pH at 25 degree C *		-	-	8.0	5.5-9.0	Standard Methods for the Examination of Water and Wastewater. APHA, AWWA & WEF, 23rd ed., 2017, part 4500 - H (B)	Rayong
Residual Free Chlorine *	mg/L	-	0.1	<0.1	≤1.0	Standard Methods for the Examination of Water and Wastewater. APHA, AWWA & WEF, 23rd ed., 2017, part 4500-Cl (F)	Rayong
Temperature *	Degree C	-	-	29.6	≤40	Standard Methods for the Examination of Water and Wastewater. APHA, AWWA & WEF, 23rd ed., 2017, part 2550 B	Rayong
Total Dissolved Solids Dried at 180 degree C	mg/L	-	5	2004	≤3000	Standard Methods for the Examination of Water and Wastewater. APHA, AWWA & WEF, 23rd ed., 2017, part 2540 C	Rayong
Total Suspended Solids Dried at 103-105 degree C	mg/L	-	5	<5	≤50	Standard Methods for the Examination of Water and Wastewater. APHA, AWWA & WEF, 23rd ed., 2017, part 2540 D	Rayong

Guideline : Effluent standard for factories, industrial estate and industrial park set by Notification of the Ministry of Natural Resource and Environment and effluent standard for factories and industrial park set by Notification of The Ministry of Industry dated June 07, B.E.2560 (2017).
Sampling By : Paramet Sattayakun ทะเบียนเลขที่ ว-323-ล-9476 , Panupong Manit ทะเบียนเลขที่ ว-204-ล-8600

Remark :
- LOD : Limit of Detection
- "<" : Lower than LOQ (Limit of Quantitation) / LOR (Limit of Reporting)
- Analyte(s) marked * is/are not included in scope of Accreditation ISO/IEC 17025.
- The laboratory has been accepted as an accredited laboratory complying with the ISO/IEC 17025.

Technical Management
Narumon Banchongkit
Supervisor
ทะเบียนเลขที่ ว-323-ล-9445

Approved by
Dej Changchon
Senior Manager
ทะเบียนเลขที่ ว-323-ล-9442

Results apply to the sample(s) as submitted, unless the sampling was conducted by ALS. No part of this report may be reproduced in any form without written consent from the laboratory. ALS Laboratory Group (Thailand) strongly recommends that this report is not reproduced except in full.

ADDRESS 616/10 Moo 5 T. Maenam Khu A. Pluakdaeng Rayong 21140 Thailand PHONE +66 0 3304 8555 FAX +66 0 3304 8556
ALS LABORATORY GROUP (THAILAND) CO., LTD. An ALS Limited Company

Life Sciences www.alsglobal.com
RIGHT SOLUTIONS RIGHT PARTNER

Analysis / Test Report

TESTING
No.0009

Client : Gulf NLL2 Co., Ltd.
399 Moo 3, Nong La Lork, Ban Khai, Rayong Thailand 21120
P/O : 4210901773
Project Name : Monitoring EIA
Project Location : GNLL2

Lot ID: 23135803
Date Received : Dec 07, 2023
Date Reported : Dec 15, 2023
Report Number : 2842031-2

Sample Number	23135803-1
Sampled Date	Dec 07, 2023 1:50 PM
Sample Description	Wastewater
Location	บ่อพักน้ำหอผเป็น (CT blowdown pond)
Date Analysis Commenced	Dec 08, 2023
Condition of Sample	Contained in one BOD bottle and four plastic bottles, sample containers comply to pretreatment - preservation standards (APHA, USEPA)

Analyte	Unit	LOD	LOQ (LOR)	Result	Guideline / Specification	Method	Testing Location
Metals Testing							
Calcium	mmol/L	0.002	0.004	5.33	No Standard	In-house method : STM 05-014 based on United States Environmental Protection Agency, 1994, EPA Method 200.7	Bangkok
Magnesium	mmol/L	0.002	0.004	2.26	No Standard	In-house method : STM 05-014 based on United States Environmental Protection Agency, 1994, EPA Method 200.7	Bangkok
SAR *		-	0.10	3.25	No Standard	In-house method : STM 05-014 based on United States Environmental Protection Agency, 1994, EPA Method 200.7	Bangkok
Sodium	mmol/L	0.002	0.004	8.94	No Standard	In-house method : STM 05-014 based on United States Environmental Protection Agency, 1994, EPA Method 200.7	Bangkok
Water Testing							
Chlorite *	mg/L	0.05	0.1	Not Detected	No Standard	In-house method : STM 04-061 based on United States Environmental Protection Agency, 1999, EPA Method 300.1	Bangkok
Dissolved Oxygen *	mg/L	-	0.1	7.4	≥4	Standard Methods for the Examination of Water and Wastewater. APHA, AWWA & WEF, 23rd ed., 2017, part 4500-O (C)	Rayong

Guideline : Effluent standard for factories, industrial estate and industrial park set by Notification of the Ministry of Natural Resource and Environment and effluent standard for factories and industrial park set by Notification of The Ministry of Industry dated June 07, B.E.2560 (2017).
Sampling By : Paramet Sattayakun , Panupong Manit

Remark :
- LOD : Limit of Detection
- "<" : Lower than LOQ (Limit of Quantitation) / LOR (Limit of Reporting)
- Analyte(s) marked * is/are not included in scope of Accreditation ISO/IEC 17025.
- The laboratory has been accepted as an accredited laboratory complying with the ISO/IEC 17025.

Results apply to the sample(s) as submitted, unless the sampling was conducted by ALS. No part of this report may be reproduced in any form without written consent from the laboratory. ALS Laboratory Group (Thailand) strongly recommends that this report is not reproduced except in full.

Approved by

Narumon Banchongkit
Supervisor

คุณภาพน้ำผิวดิน

Analysis / Test Report

TESTING
No.0042

Client : Gulf NLL2 Co., Ltd.
399 Moo 3, Nong La Lork, Ban Khai, Rayong Thailand 21120
P/O : 4210901773
Project Name : Monitoring EIA
Project Location : GNLL2

Lot ID: 2391848
Date Received : Sep 25, 2023
Date Reported : Oct 06, 2023
Report Number : 2743334-1

Sample Number	2391848-1
Sampled Date	Sep 25, 2023 11:10 AM
Sample Description	Surface water
Location	สถานีที่ 1 คลองมาบกระรอก เหนือจุดระบายน้ำทิ้งของเขตประกอบการฯ 1 กม.
Date Analysis Commenced	Sep 25, 2023
Condition of Sample	Contained in one BOD bottle, one amber glass bottle and six plastic bottles, sample containers comply to pretreatment - preservation standards (APHA, USEPA)

Analyte	Unit	LOD	LOQ (LOR)	Result	Guideline / Specification	Method	Testing Location
Metals Testing							
Calcium *	mmol/L	0.002	0.004	0.08	No Standard	In-house method : STM 05-014 based on United States Environmental Protection Agency, 1994, EPA Method 200.7	Bangkok
Magnesium *	mmol/L	0.002	0.004	0.07	No Standard	In-house method : STM 05-014 based on United States Environmental Protection Agency, 1994, EPA Method 200.7	Bangkok
SAR *		-	-	2.15	No Standard	In-house method : STM 05-014 based on United States Environmental Protection Agency, 1994, EPA Method 200.7	Bangkok
Sodium *	mmol/L	0.002	0.004	0.85	No Standard	In-house method : STM 05-014 based on United States Environmental Protection Agency, 1994, EPA Method 200.7	Bangkok
Water Testing							
Ammonia Nitrogen *	mg/L	0.02	0.05	0.99	≤0.5	Standard Methods for the Examination of Water and Wastewater. APHA, AWWA & WEF, 23rd ed., 2017, part 4500-NH3 (D)	Rayong
BOD *	mg/L	-	2	<2	≤4	Standard Methods for the Examination of Water and Wastewater. APHA, AWWA & WEF, 23rd ed., 2017, part 5210 B, part 4500 - O C	Rayong
Chlorite *	mg/L	0.05	0.1	Not Detected	No Standard	In-house method : STM 04-061 based on United States Environmental Protection Agency, 1999, EPA Method 300.1	Bangkok
Chlorophyll a *	mg/m3	-	1	<1	No Standard	Based on Standard Methods for the Examination of Water and Wastewater. APHA, AWWA & WEF, 23rd ed., 2017, part 10200 H	Bangkok
Dissolved Oxygen *	mg/L	-	0.1	4.9	≥2	Standard Methods for the Examination of Water and Wastewater. APHA, AWWA & WEF, 23rd ed., 2017, part 4500-O (C)	Rayong

The above results are valid only for the analyzed/tested sample(s) as indicated in this report. No part of this report or certificate may be reproduced in any form without written consent from the Laboratory. ALS Laboratory Group (Thailand) strongly recommends that this report is not reproduced except in full.

Approved by
Narumon Banchongkit
Supervisor

Analysis / Test Report

TESTING
No.0042

Client : Gulf NLL2 Co., Ltd.
399 Moo 3, Nong La Lork, Ban Khai, Rayong Thailand 21120
P/O : 4210901773
Project Name : Monitoring EIA
Project Location : GNLL2

Lot ID: 2391848
Date Received : Sep 25, 2023
Date Reported : Oct 06, 2023
Report Number : 2743334-1

Sample Number	2391848-1
Sampled Date	Sep 25, 2023 11:10 AM
Sample Description	Surface water
Location	สถานีที่ 1 คลองมาบกระรอก เหนือจุดระบายน้ำทิ้งของเขตประกอบการฯ 1 กม.
Date Analysis Commenced	Sep 25, 2023
Condition of Sample	Contained in one BOD bottle, one amber glass bottle and six plastic bottles, sample containers comply to pretreatment - preservation standards (APHA, USEPA)

Analyte	Unit	LOD	LOQ (LOR)	Result	Guideline / Specification	Method	Testing Location
Water Testing							
Nitrate as N *	mg/L	0.015	0.05	0.64	≤5	Standard Methods for the Examination of Water and Wastewater. APHA, AWWA & WEF, 23rd ed., 2017, part 4500-NO3 (E)	Rayong
Oil & Grease *	mg/L	-	3	<3	No Standard	Standard Methods for the Examination of Water and Wastewater. APHA, AWWA & WEF, 23rd ed., 2017, part 5520 B	Rayong
pH at 25 degree C		-	-	7.0	5.0-9.0	In-house method : STM 02-005 based on Standard Methods for the Examination of Water and Wastewater. APHA, AWWA & WEF, 23rd ed., 2017, part 4500 - H (B)	Rayong
Phosphate as P *	mg/L	0.002	0.005	0.117	No Standard	In-house method based on Standard Methods for the Examination of Water and Wastewater. APHA, AWWA & WEF, 23rd ed., 2017, part 4500-P (E)	Rayong
Temperature *	Degree C	-	-	30.1	Not Change from natural condition	Standard Methods for the Examination of Water and Wastewater. APHA, AWWA & WEF, 23rd ed., 2017, part 2550 B	Rayong
Total Dissolved Solids Dried at 180 degree C	mg/L	-	5	69	No Standard	Standard Methods for the Examination of Water and Wastewater. APHA, AWWA & WEF, 23rd ed., 2017, part 2540 C	Rayong
Total Kjeldahl Nitrogen as N *	mg/L	-	1.0	3.0	No Standard	Standard Methods for the Examination of Water and Wastewater. APHA, AWWA & WEF, 23rd ed., 2017, part 4500-Norg (C), part NH3 (D)	Rayong
Total Suspended Solids Dried at 103-105 degree C *	mg/L	-	5	<5	No Standard	Standard Methods for the Examination of Water and Wastewater. APHA, AWWA & WEF, 23rd ed., 2017, part 2540 D	Rayong

Guideline : Notification of the National Environmental Board, No. 8, B.E.2537 issued under the Enhancement and Conservation of National Environmental Quality Act. B.E.2535, published in the Royal Government Gazette, Vol. 111, Part 16, Dated February 24, B.E. 2537 (Class 4)
n': Change from Natural condition not more than 3 degree C

The above results are valid only for the analyzed/tested sample(s) as indicated in this report. No part of this report or certificate may be reproduced in any form without written consent from the Laboratory. ALS Laboratory Group (Thailand) strongly recommends that this report is not reproduced except in full.

Approved by
Narumon Banchongkit
Supervisor

ADDRESS 616/10 Moo 5 T. Maenam Khu A. Pluakdaeng Rayong 21140 Thailand | PHONE +66 0 3304 8555 | FAX +66 0 3304 8556
ALS LABORATORY GROUP (THAILAND) CO., LTD. An ALS Limited Company
Life Sciences www.alsglobal.com
RIGHT SOLUTIONS RIGHT PARTNER
14289-41/ EMAIL S:\Reports_All_GL.rpt (4:32PM)

Analysis / Test Report

TESTING
No.0042

Client : Gulf NLL2 Co., Ltd.
399 Moo 3, Nong La Lork, Ban Khai, Rayong Thailand 21120
P/O : 4210901773
Project Name : Monitoring EIA
Project Location : GNLL2

Lot ID: 2391848
Date Received : Sep 25, 2023
Date Reported : Oct 06, 2023
Report Number : 2743334-1

Sampling By : Surawit Narapong

Remark :
- LOD : Limit of Detection
- "<" : Lower than LOQ (Limit of Quantitation) / LOR (Limit of Reporting)
- Analyte(s) marked * is/are not included in scope of Accreditation ISO/IEC 17025.
- The laboratory has been accepted as an accredited laboratory complying with the ISO/IEC 17025.

The above results are valid only for the analyzed/tested sample(s) as indicated in this report. No part of this report or certificate may be reproduced in any form without written consent from the Laboratory. ALS Laboratory Group (Thailand) strongly recommends that this report is not reproduced except in full.

Approved by
Narumon Banchongkit
Supervisor

Analysis / Test Report

TESTING
No.0042

Client : Gulf NLL2 Co., Ltd.
399 Moo 3, Nong La Lork, Ban Khai, Rayong Thailand 21120
P/O : 4210901773
Project Name : Monitoring EIA
Project Location : GNLL2

Lot ID: 2391848
Date Received : Sep 25, 2023
Date Reported : Oct 06, 2023
Report Number : 2743334-1

Sample Number	2391848-2
Sampled Date	Sep 25, 2023 11:40 AM
Sample Description	Surface water
Location	สถานีที่ 2 คลองมาบกระรอก จุดระบายน้ำทั้งของเขตประกอบการฯ
Date Analysis Commenced	Sep 25, 2023
Condition of Sample	Contained in one BOD bottle, one amber glass bottle and six plastic bottles, sample containers comply to pretreatment - preservation standards (APHA, USEPA)

Analyte	Unit	LOD	LOQ (LOR)	Result	Guideline / Specification	Method	Testing Location
Metals Testing							
Calcium *	mmol/L	0.002	0.004	1.11	No Standard	In-house method : STM 05-014 based on United States Environmental Protection Agency, 1994, EPA Method 200.7	Bangkok
Magnesium *	mmol/L	0.002	0.004	0.21	No Standard	In-house method : STM 05-014 based on United States Environmental Protection Agency, 1994, EPA Method 200.7	Bangkok
SAR *		-	-	1.65	No Standard	In-house method : STM 05-014 based on United States Environmental Protection Agency, 1994, EPA Method 200.7	Bangkok
Sodium *	mmol/L	0.002	0.004	1.90	No Standard	In-house method : STM 05-014 based on United States Environmental Protection Agency, 1994, EPA Method 200.7	Bangkok
Water Testing							
Ammonia Nitrogen *	mg/L	0.02	0.05	0.50	≤0.5	Standard Methods for the Examination of Water and Wastewater. APHA, AWWA & WEF, 23rd ed., 2017, part 4500-NH3 (D)	Rayong
BOD *	mg/L	-	2	<2	≤4	Standard Methods for the Examination of Water and Wastewater. APHA, AWWA & WEF, 23rd ed., 2017, part 5210 B, part 4500 - O C	Rayong
Chlorite *	mg/L	0.05	0.1	Not Detected	No Standard	In-house method : STM 04-061 based on United States Environmental Protection Agency, 1999, EPA Method 300.1	Bangkok
Chlorophyll a *	mg/m3	-	1	<1	No Standard	Based on Standard Methods for the Examination of Water and Wastewater. APHA, AWWA & WEF, 23rd ed., 2017, part 10200 H	Bangkok
Dissolved Oxygen *	mg/L	-	0.1	6.2	≥2	Standard Methods for the Examination of Water and Wastewater. APHA, AWWA & WEF, 23rd ed., 2017, part 4500-O (C)	Rayong

The above results are valid only for the analyzed/tested sample(s) as indicated in this report. No part of this report or certificate may be reproduced in any form without written consent from the Laboratory. ALS Laboratory Group (Thailand) strongly recommends that this report is not reproduced except in full.

Approved by
Narumon Banchongkit
Supervisor

ADDRESS 616/10 Moo 5 T. Maenam Khu A. Pluakdaeng Rayong 21140 Thailand | PHONE +66 0 3304 8555 | FAX +66 0 3304 8556
ALS LABORATORY GROUP (THAILAND) CO., LTD. An ALS Limited Company
Life Sciences www.alsglobal.com
RIGHT SOLUTIONS RIGHT PARTNER
14289-41/ EMAIL S:\Reports_All_GL.rpt (4:32PM)

Analysis / Test Report

TESTING
No.0042

Client : Gulf NLL2 Co., Ltd.
399 Moo 3, Nong La Lork, Ban Khai, Rayong Thailand 21120
P/O : 4210901773
Project Name : Monitoring EIA
Project Location : GNLL2

Lot ID: 2391848
Date Received : Sep 25, 2023
Date Reported : Oct 06, 2023
Report Number : 2743334-1

Sample Number	2391848-2
Sampled Date	Sep 25, 2023 11:40 AM
Sample Description	Surface water
Location	สถานีที่ 2 คลองมาบกระรอก จุดระบายน้ำทิ้งของเขตประกอบการฯ
Date Analysis Commenced	Sep 25, 2023
Condition of Sample	Contained in one BOD bottle, one amber glass bottle and six plastic bottles, sample containers comply to pretreatment - preservation standards (APHA, USEPA)

Analyte	Unit	LOD	LOQ (LOR)	Result	Guideline / Specification	Method	Testing Location
Water Testing							
Nitrate as N *	mg/L	0.015	0.05	5.44	≤5	Standard Methods for the Examination of Water and Wastewater. APHA, AWWA & WEF, 23rd ed., 2017, part 4500-NO3 (E)	Rayong
Oil & Grease *	mg/L	-	3	<3	No Standard	Standard Methods for the Examination of Water and Wastewater. APHA, AWWA & WEF, 23rd ed., 2017, part 5520 B	Rayong
pH at 25 degree C		-	-	6.8	5.0-9.0	In-house method : STM 02-005 based on Standard Methods for the Examination of Water and Wastewater. APHA, AWWA & WEF, 23rd ed., 2017, part 4500 - H (B)	Rayong
Phosphate as P *	mg/L	0.002	0.005	0.919	No Standard	In-house method based on Standard Methods for the Examination of Water and Wastewater. APHA, AWWA & WEF, 23rd ed., 2017, part 4500-P (E)	Rayong
Temperature *	Degree C	-	-	30.9	Not Change from natural condition	Standard Methods for the Examination of Water and Wastewater. APHA, AWWA & WEF, 23rd ed., 2017, part 2550 B	Rayong
Total Dissolved Solids Dried at 180 degree C	mg/L	-	5	296	No Standard	Standard Methods for the Examination of Water and Wastewater. APHA, AWWA & WEF, 23rd ed., 2017, part 2540 C	Rayong
Total Kjeldahl Nitrogen as N *	mg/L	-	1.0	3.0	No Standard	Standard Methods for the Examination of Water and Wastewater. APHA, AWWA & WEF, 23rd ed., 2017, part 4500-Norg (C), part NH3 (D)	Rayong
Total Suspended Solids Dried at 103-105 degree C *	mg/L	-	5	8	No Standard	Standard Methods for the Examination of Water and Wastewater. APHA, AWWA & WEF, 23rd ed., 2017, part 2540 D	Rayong

Guideline : Notification of the National Environmental Board, No. 8, B.E.2537 issued under the Enhancement and Conservation of National Environmental Quality Act. B.E.2535, published in the Royal Government Gazette, Vol. 111, Part 16, Dated February 24, B.E. 2537 (Class 4)
n': Change from Natural condition not more than 3 degree C

The above results are valid only for the analyzed/tested sample(s) as indicated in this report. No part of this report or certificate may be reproduced in any form without written consent from the Laboratory. ALS Laboratory Group (Thailand) strongly recommends that this report is not reproduced except in full.

Approved by N.Banchongkit
Narumon Banchongkit
Supervisor

Analysis / Test Report

TESTING
No.0042

Client : Gulf NLL2 Co., Ltd.
399 Moo 3, Nong La Lork, Ban Khai, Rayong Thailand 21120
P/O : 4210901773
Project Name : Monitoring EIA
Project Location : GNLL2

Lot ID: 2391848
Date Received : Sep 25, 2023
Date Reported : Oct 06, 2023
Report Number : 2743334-1

Sampling By : Surawit Narapong

Remark :
- LOD : Limit of Detection
- "<" : Lower than LOQ (Limit of Quantitation) / LOR (Limit of Reporting)
- Analyte(s) marked * is/are not included in scope of Accreditation ISO/IEC 17025.
- The laboratory has been accepted as an accredited laboratory complying with the ISO/IEC 17025.

The above results are valid only for the analyzed/tested sample(s) as indicated in this report. No part of this report or certificate may be reproduced in any form without written consent from the Laboratory. ALS Laboratory Group (Thailand) strongly recommends that this report is not reproduced except in full.

Approved by N.Banchongkit
Narumon Banchongkit
Supervisor

ADDRESS 616/10 Moo 5 T. Maenam Khu A. Pluakdaeng Rayong 21140 Thailand | PHONE +66 0 3304 8555 | FAX +66 0 3304 8556
ALS LABORATORY GROUP (THAILAND) CO., LTD. An ALS Limited Company
Life Sciences www.alsglobal.com
RIGHT SOLUTIONS RIGHT PARTNER
14289-41/ EMAIL S:\Reports_All_GL.rpt (4:32PM)

Analysis / Test Report

TESTING
No.0042

Lot ID: 2391848

Client : Gulf NLL2 Co., Ltd.
399 Moo 3, Nong La Lork, Ban Khai, Rayong Thailand 21120
P/O : 4210901773
Project Name : Monitoring EIA
Project Location: GNLL2

Date Received : Sep 25, 2023
Date Reported : Oct 06, 2023
Report Number : 2743334-1

Sample Number	2391848-3
Sampled Date	Sep 25, 2023 12:00 PM
Sample Description	Surface water
Location	สถานีที่ 3 คลองมาบกระรอก ท้ายจุดระบายน้ำทิ้งของเขตประกอบการฯ 1.5 กม.
Date Analysis Commenced	Sep 25, 2023
Condition of Sample	Contained in one BOD bottle, one amber glass bottle and six plastic bottles, sample containers comply to pretreatment - preservation standards (APHA, USEPA)

Analyte	Unit	LOD	LOQ (LOR)	Result	Guideline / Specification	Method	Testing Location
Metals Testing							
Calcium *	mmol/L	0.002	0.004	0.86	No Standard	In-house method : STM 05-014 based on United States Environmental Protection Agency, 1994, EPA Method 200.7	Bangkok
Magnesium *	mmol/L	0.002	0.004	0.17	No Standard	In-house method : STM 05-014 based on United States Environmental Protection Agency, 1994, EPA Method 200.7	Bangkok
SAR *		-	-	1.47	No Standard	In-house method : STM 05-014 based on United States Environmental Protection Agency, 1994, EPA Method 200.7	Bangkok
Sodium *	mmol/L	0.002	0.004	1.49	No Standard	In-house method : STM 05-014 based on United States Environmental Protection Agency, 1994, EPA Method 200.7	Bangkok
Water Testing							
Ammonia Nitrogen *	mg/L	0.02	0.05	0.24	≤0.5	Standard Methods for the Examination of Water and Wastewater. APHA, AWWA & WEF, 23rd ed., 2017, part 4500-NH3 (D)	Rayong
BOD *	mg/L	-	2	<2	≤4	Standard Methods for the Examination of Water and Wastewater. APHA, AWWA & WEF, 23rd ed., 2017, part 5210 B, part 4500 - O C	Rayong
Chlorite *	mg/L	0.05	0.1	Not Detected	No Standard	In-house method : STM 04-061 based on United States Environmental Protection Agency, 1999, EPA Method 300.1	Bangkok
Chlorophyll a *	mg/m3	-	1	2.14	No Standard	Based on Standard Methods for the Examination of Water and Wastewater. APHA, AWWA & WEF, 23rd ed., 2017, part 10200 H	Bangkok
Dissolved Oxygen *	mg/L	-	0.1	6.8	≥2	Standard Methods for the Examination of Water and Wastewater. APHA, AWWA & WEF, 23rd ed., 2017, part 4500-O (C)	Rayong

The above results are valid only for the analyzed/tested sample(s) as indicated in this report. No part of this report or certificate may be reproduced in any form without written consent from the Laboratory. ALS Laboratory Group (Thailand) strongly recommends that this report is not reproduced except in full.

Approved by

Narumon Banchongkit
Supervisor

Analysis / Test Report

TESTING
No.0042

Lot ID: 2391848

Client : Gulf NLL2 Co., Ltd.
399 Moo 3, Nong La Lork, Ban Khai, Rayong Thailand 21120
P/O : 4210901773
Project Name : Monitoring EIA
Project Location: GNLL2

Date Received : Sep 25, 2023
Date Reported : Oct 06, 2023
Report Number : 2743334-1

Sample Number	2391848-3
Sampled Date	Sep 25, 2023 12:00 PM
Sample Description	Surface water
Location	สถานีที่ 3 คลองมาบกระรอก ท้ายจุดระบายน้ำทิ้งของเขตประกอบการฯ 1.5 กม.
Date Analysis Commenced	Sep 25, 2023
Condition of Sample	Contained in one BOD bottle, one amber glass bottle and six plastic bottles, sample containers comply to pretreatment - preservation standards (APHA, USEPA)

Analyte	Unit	LOD	LOQ (LOR)	Result	Guideline / Specification	Method	Testing Location
Water Testing							
Nitrate as N *	mg/L	0.015	0.05	5.08	≤5	Standard Methods for the Examination of Water and Wastewater. APHA, AWWA & WEF, 23rd ed., 2017, part 4500-NO3 (E)	Rayong
Oil & Grease *	mg/L	-	3	<3	No Standard	Standard Methods for the Examination of Water and Wastewater. APHA, AWWA & WEF, 23rd ed., 2017, part 5520 B	Rayong
pH at 25 degree C		-	-	7.0	5.0-9.0	In-house method : STM 02-005 based on Standard Methods for the Examination of Water and Wastewater. APHA, AWWA & WEF, 23rd ed., 2017, part 4500 - H (B)	Rayong
Phosphate as P *	mg/L	0.002	0.005	0.588	No Standard	In-house method based on Standard Methods for the Examination of Water and Wastewater. APHA, AWWA & WEF, 23rd ed., 2017, part 4500-P (E)	Rayong
Temperature *	Degree C	-	-	31.4	Not Change from natural condition	Standard Methods for the Examination of Water and Wastewater. APHA, AWWA & WEF, 23rd ed., 2017, part 2550 B	Rayong
Total Dissolved Solids Dried at 180 degree C	mg/L	-	5	266	No Standard	Standard Methods for the Examination of Water and Wastewater. APHA, AWWA & WEF, 23rd ed., 2017, part 2540 C	Rayong
Total Kjeldahl Nitrogen as N *	mg/L	-	1.0	1.0	No Standard	Standard Methods for the Examination of Water and Wastewater. APHA, AWWA & WEF, 23rd ed., 2017, part 4500-Norg (C), part NH3 (D)	Rayong
Total Suspended Solids Dried at 103-105 degree C *	mg/L	-	5	16	No Standard	Standard Methods for the Examination of Water and Wastewater. APHA, AWWA & WEF, 23rd ed., 2017, part 2540 D	Rayong

Guideline : Notification of the National Environmental Board, No. 8, B.E.2537 issued under the Enhancement and Conservation of National Environmental Quality Act. B.E.2535, published in the Royal Government Gazette, Vol. 111, Part 16, Dated February 24, B.E. 2537 (Class 4)
n': Change from Natural condition not more than 3 degree C

The above results are valid only for the analyzed/tested sample(s) as indicated in this report. No part of this report or certificate may be reproduced in any form without written consent from the Laboratory. ALS Laboratory Group (Thailand) strongly recommends that this report is not reproduced except in full.

Approved by

Narumon Banchongkit
Supervisor

ADDRESS 616/10 Moo 5 T. Maenam Khu A. Pluakdaeng Rayong 21140 Thailand PHONE +66 0 3304 8555 FAX +66 0 3304 8556
ALS LABORATORY GROUP (THAILAND) CO., LTD. An ALS Limited Company
Life Sciences www.alsglobal.com
RIGHT SOLUTIONS RIGHT PARTNER
14289-41/ EMAIL S:\Reports_All_GL.rpt (4:32PM)

Analysis / Test Report

TESTING
No.0042

Client : Gulf NLL2 Co., Ltd.
399 Moo 3, Nong La Lork, Ban Khai, Rayong Thailand 21120
P/O : 4210901773
Project Name : Monitoring EIA
Project Location : GNLL2

Lot ID: 2391848
Date Received : Sep 25, 2023
Date Reported : Oct 06, 2023
Report Number : 2743334-1

Sampling By : Surawit Narapong

Remark :
- LOD : Limit of Detection
- "<" : Lower than LOQ (Limit of Quantitation) / LOR (Limit of Reporting)
- Analyte(s) marked * is/are not included in scope of Accreditation ISO/IEC 17025.
- The laboratory has been accepted as an accredited laboratory complying with the ISO/IEC 17025.

The above results are valid only for the analyzed/tested sample(s) as indicated in this report. No part of this report or certificate may be reproduced in any form without written consent from the Laboratory. ALS Laboratory Group (Thailand) strongly recommends that this report is not reproduced except in full.

Approved by

Narumon Banchongkit
Supervisor

ADDRESS 616/10 Moo 5 T. Maenam Khu A. Pluakdaeng Rayong 21140 Thailand PHONE +66 0 3304 8555 FAX +66 0 3304 8556
ALS LABORATORY GROUP (THAILAND) CO., LTD. An ALS Limited Company

คุณภาพน้ำใต้ดิน

Analysis / Test Report

Client : Gulf NLL2 Co., Ltd.
399 Moo 3, Nong La Lork, Ban Khai, Rayong Thailand 21120
P/O : 4210901773
Project Name : Monitoring EIA
Project Location : GNLL2

Lot ID: 2391852
Date Received : Sep 15, 2023
Date Reported : Sep 22, 2023
Report Number : 2785715-1

Sample Number	2391852-1
Sampled Date	Sep 15, 2023 10:35 AM
Sample Description	Groundwater
Location	บ่อสังเกตุการณ์ 1
Date Analysis Commenced	Sep 15, 2023
Condition of Sample	Contained in one amber glass bottle, one BOD bottle and three plastic bottles, sample containers comply to pretreatment - preservation standards (APHA, USEPA)

Analyte	Unit	LOD	LOQ (LOR)	Result	Guideline / Specification	Method	Testing Location
Water Testing							
pH at 25 degree C		-	-	4.4	6.5-9.2 (I)	Standard Methods for the Examination of Water and Wastewater. APHA, AWWA & WEF, 23rd ed., 2017, part 4500 - H (B)	Rayong

Guideline : Notification of the Ministry of Industry B.E. 2559 (2016) on Soil and Groundwater Contamination Criteria, Monitoring of Soil and Groundwater Quality, Report Submission and Report Preparation of Soil and Groundwater Quality, and Proposal Report of Soil and Groundwater Controlling and Reduction Measures
(I): ในกรณีที่มีการปนเปื้อนของกรดหรือด่างให้เปรียบเทียบผลวิเคราะห์ค่าพีเอชจากจุดเก็บตัวอย่างบ่อท้ายน้ำที่ใช้ในการติดตามตรวจสอบการปนเปื้อนกับผลวิเคราะห์จากจุดเก็บตัวอย่างบ่อเหนือน้ำที่ใช้เป็นบ่ออ้างอิงบนทัศทางการไหลของน้ำใต้ดินในพื้นที่ โดยค่าพีเอชที่เปลี่ยนแปลงจะต้องไม่เกินหนึ่งระดับ และไม่อยู่นอกช่วงค่าเกณฑ์อนุโลมสูงสุดของมาตรฐานคุณภาพน้ำบาดาลที่ใช้บริโภคคือ 6.5-9.2
Sampling By : Wanlop Hunchainaow ทะเบียนเลขที่ ว-323-จ-9457

Remark :
- LOD : Limit of Detection
- "<" : Lower than LOQ (Limit of Quantitation) / LOR (Limit of Reporting)

Technical Management
Narumon Banchongkit
Supervisor
ทะเบียนเลขที่ ว-323-จ-9445

Approved by
Dej Changchon
Senior Manager
ทะเบียนเลขที่ ว-323-ค-9442

The above results are valid only for the analyzed/tested sample(s) as indicated in this report. No part of this report or certificate may be reproduced in any form without written consent from the Laboratory. ALS Laboratory Group (Thailand) strongly recommends that this report is not reproduced except in full.

ADDRESS 616/10 Moo 5 T. Maenam Khu A. Pluakdaeng Rayong 21140 Thailand | PHONE +66 0 3304 8555 | FAX +66 0 3304 8556
ALS LABORATORY GROUP (THAILAND) CO., LTD. An ALS Limited Company

Life Sciences www.alsglobal.com
RIGHT SOLUTIONS RIGHT PARTNER

Analysis / Test Report

Client : Gulf NLL2 Co., Ltd.
399 Moo 3, Nong La Lork, Ban Khai, Rayong Thailand 21120
P/O : 4210901773
Project Name : Monitoring EIA
Project Location : GNLL2

Lot ID: 2391852
Date Received : Sep 15, 2023
Date Reported : Sep 22, 2023
Report Number : 2785715-2

Sample Number	2391852-1
Sampled Date	Sep 15, 2023 10:35 AM
Sample Description	Groundwater
Location	บ่อสังเกตุการณ์ 1
Date Analysis Commenced	Sep 15, 2023
Condition of Sample	Contained in one amber glass bottle, one BOD bottle and three plastic bottles, sample containers comply to pretreatment - preservation standards (APHA, USEPA)

Analyte	Unit	LOD	LOQ (LOR)	Result	Guideline / Specification	Method	Testing Location
Water Testing							
BOD (5 days at 20 Degree C)	mg/L	-	2.0	<2.0	No Standard	Standard Methods for the Examination of Water and Wastewater. APHA, AWWA & WEF, 23rd ed., 2017, part 5210 B, part 4500 - O G	Rayong
Dissolved Oxygen	mg/L	-	0.1	1.6	No Standard	Standard Methods for the Examination of Water and Wastewater. APHA, AWWA & WEF, 23rd ed., 2017, part 4500-O (C)	Rayong
Oil & Grease	mg/L	-	3	<3	No Standard	Standard Methods for the Examination of Water and Wastewater. APHA, AWWA & WEF, 23rd ed., 2017, part 5520 B	Rayong
Temperature	Degree C	-	-	29.7	No Standard	Standard Methods for the Examination of Water and Wastewater. APHA, AWWA & WEF, 23rd ed., 2017, part 2550 B	Rayong
Total Dissolved Solids Dried at 180 degree C	mg/L	-	5	59	No Standard	Standard Methods for the Examination of Water and Wastewater. APHA, AWWA & WEF, 23rd ed., 2017, part 2540 C	Rayong
Total Suspended Solids Dried at 103-105 degree C	mg/L	-	5	<5	No Standard	Standard Methods for the Examination of Water and Wastewater. APHA, AWWA & WEF, 23rd ed., 2017, part 2540 D	Rayong

Guideline : Notification of the Ministry of Industry B.E. 2559 (2016) on Soil and Groundwater Contamination Criteria, Monitoring of Soil and Groundwater Quality, Report Submission and Report Preparation of Soil and Groundwater Quality, and Proposal Report of Soil and Groundwater Controlling and Reduction Measures
Sampling By : Wanlop Hunchainaow

Remark :
- LOD : Limit of Detection
- "<" : Lower than LOQ (Limit of Quantitation) / LOR (Limit of Reporting)

The above results are valid only for the analyzed/tested sample(s) as indicated in this report. No part of this report or certificate may be reproduced in any form without written consent from the Laboratory. ALS Laboratory Group (Thailand) strongly recommends that this report is not reproduced except in full.

Approved by
Narumon Banchongkit
Supervisor

ADDRESS 616/10 Moo 5 T. Maenam Khu A. Pluakdaeng Rayong 21140 Thailand | PHONE +66 0 3304 8555 | FAX +66 0 3304 8556
ALS LABORATORY GROUP (THAILAND) CO., LTD. An ALS Limited Company

Life Sciences www.alsglobal.com
RIGHT SOLUTIONS RIGHT PARTNER

Analysis / Test Report

Client : Gulf NLL2 Co., Ltd.
399 Moo 3, Nong La Lork, Ban Khai, Rayong Thailand 21120
P/O : 4210901773
Project Name : Monitoring EIA
Project Location : GNLL2

Lot ID: 2391852
Date Received : Sep 15, 2023
Date Reported : Sep 22, 2023
Report Number : 2785716-1

Sample Number	2391852-2
Sampled Date	Sep 15, 2023 11:20 AM
Sample Description	Groundwater
Location	บ่อสังเกตุการณ์ 2
Date Analysis Commenced	Sep 15, 2023
Condition of Sample	Contained in one amber glass bottle, one BOD bottle and three plastic bottles, sample containers comply to pretreatment - preservation standards (APHA, USEPA)

Analyte	Unit	LOD	LOQ (LOR)	Result	Guideline / Specification	Method	Testing Location
Water Testing							
pH at 25 degree C		-	-	4.6	6.5-9.2 (I)	Standard Methods for the Examination of Water and Wastewater. APHA, AWWA & WEF, 23rd ed., 2017, part 4500 - H (B)	Rayong

Guideline : Notification of the Ministry of Industry B.E. 2559 (2016) on Soil and Groundwater Contamination Criteria, Monitoring of Soil and Groundwater Quality, Report Submission and Report Preparation of Soil and Groundwater Quality, and Proposal Report of Soil and Groundwater Controlling and Reduction Measures
(I): ในกรณีที่มีการปนเปื้อนของกรดหรือด่างให้เปรียบเทียบผลวิเคราะห์ค่าพีเอชจากจุดเก็บตัวอย่างบ่อห่วยน้ำที่ใช้ในการติดตามตรวจสอบการปนเปื้อนกับผลวิเคราะห์จากจุดเก็บตัวอย่างบ่อเหนือน้ำที่ใช้เป็นบ่ออ้างอิงบนทิศทางการไหลของน้ำใต้ดินในพื้นที่ โดยค่าพีเอชที่เปลี่ยนแปลงจะต้องไม่เกินหนึ่งระดับ และไม่อยู่นอกช่วงค่าเกณฑ์อนุโลมสูงสุดของมาตรฐานคุณภาพน้ำบาดาลที่ใช้บริโภคคือ 6.5-9.2
Sampling By : Wanlop Hunchainaow ทะเบียนเลขที่ ว-323-จ-9457

Remark :
- LOD : Limit of Detection
- "<" : Lower than LOQ (Limit of Quantitation) / LOR (Limit of Reporting)

Technical Management
Narumon Banchongkit
Supervisor
ทะเบียนเลขที่ ว-323-จ-9445

Approved by
Dej Changchon
Senior Manager
ทะเบียนเลขที่ ว-323-ค-9442

The above results are valid only for the analyzed/tested sample(s) as indicated in this report. No part of this report or certificate may be reproduced in any form without written consent from the Laboratory. ALS Laboratory Group (Thailand) strongly recommends that this report is not reproduced except in full.

ADDRESS 616/10 Moo 5 T. Maenam Khu A. Pluakdaeng Rayong 21140 Thailand | PHONE +66 0 3304 8555 | FAX +66 0 3304 8556
ALS LABORATORY GROUP (THAILAND) CO., LTD. An ALS Limited Company

Analysis / Test Report

Client : Gulf NLL2 Co., Ltd.
399 Moo 3, Nong La Lork, Ban Khai, Rayong Thailand 21120
P/O : 4210901773
Project Name : Monitoring EIA
Project Location : GNLL2

Lot ID: 2391852
Date Received : Sep 15, 2023
Date Reported : Sep 22, 2023
Report Number : 2785716-2

Sample Number	2391852-2
Sampled Date	Sep 15, 2023 11:20 AM
Sample Description	Groundwater
Location	บ่อสังเกตุการณ์ 2
Date Analysis Commenced	Sep 15, 2023
Condition of Sample	Contained in one amber glass bottle, one BOD bottle and three plastic bottles, sample containers comply to pretreatment - preservation standards (APHA, USEPA)

Analyte	Unit	LOD	LOQ (LOR)	Result	Guideline / Specification	Method	Testing Location
Water Testing							
BOD (5 days at 20 Degree C)	mg/L	-	2.0	<2.0	No Standard	Standard Methods for the Examination of Water and Wastewater. APHA, AWWA & WEF, 23rd ed., 2017, part 5210 B, part 4500 - O G	Rayong
Dissolved Oxygen	mg/L	-	0.1	1.2	No Standard	Standard Methods for the Examination of Water and Wastewater. APHA, AWWA & WEF, 23rd ed., 2017, part 4500-O (C)	Rayong
Oil & Grease	mg/L	-	3	<3	No Standard	Standard Methods for the Examination of Water and Wastewater. APHA, AWWA & WEF, 23rd ed., 2017, part 5520 B	Rayong
Temperature	Degree C	-	-	30.1	No Standard	Standard Methods for the Examination of Water and Wastewater. APHA, AWWA & WEF, 23rd ed., 2017, part 2550 B	Rayong
Total Dissolved Solids Dried at 180 degree C	mg/L	-	5	60	No Standard	Standard Methods for the Examination of Water and Wastewater. APHA, AWWA & WEF, 23rd ed., 2017, part 2540 C	Rayong
Total Suspended Solids Dried at 103-105 degree C	mg/L	-	5	<5	No Standard	Standard Methods for the Examination of Water and Wastewater. APHA, AWWA & WEF, 23rd ed., 2017, part 2540 D	Rayong

Guideline : Notification of the Ministry of Industry B.E. 2559 (2016) on Soil and Groundwater Contamination Criteria, Monitoring of Soil and Groundwater Quality, Report Submission and Report Preparation of Soil and Groundwater Quality, and Proposal Report of Soil and Groundwater Controlling and Reduction Measures
Sampling By : Wanlop Hunchainaow

Remark :
- LOD : Limit of Detection
- "<" : Lower than LOQ (Limit of Quantitation) / LOR (Limit of Reporting)

The above results are valid only for the analyzed/tested sample(s) as indicated in this report. No part of this report or certificate may be reproduced in any form without written consent from the Laboratory. ALS Laboratory Group (Thailand) strongly recommends that this report is not reproduced except in full.

Approved by
Narumon Banchongkit
Supervisor

ADDRESS 616/10 Moo 5 T. Maenam Khu A. Pluakdaeng Rayong 21140 Thailand | PHONE +66 0 3304 8555 | FAX +66 0 3304 8556
ALS LABORATORY GROUP (THAILAND) CO., LTD. An ALS Limited Company

เสียงในสถานที่ทำงาน

Analysis / Test Report

Client : Gulf NLL2 Co., Ltd.
399 Moo 3, Nong La Lork, Ban Khai, Rayong Thailand 21120
P/O : 4210901773
Project Name : Monitoring EIA
Project Location : GNLL2

Lot ID: 2391824
Date Received : Sep 14, 2023
Date Reported : Sep 20, 2023
Report Number: 2782386-1

Sample Number	2391824-1
Parameter	Noise (Leq 8 hrs.)
Location	บริเวณ Cooling Tower
Measurement Date	Sep 13, 2023
Measurement by	Norranon Tathongkham

Time	Leq (dB(A))	Lmax (dB(A))	L90 (dB(A))
09:03 AM - 10:03 AM	79.7	80.4	78.9
10:03 AM - 11:03 AM	79.9	80.4	79.7
11:03 AM - 12:03 PM	79.7	80.2	79.6
12:03 PM - 01:03 PM	79.6	80.1	79.5
01:03 PM - 02:03 PM	79.6	80.8	79.5
02:03 PM - 03:03 PM	79.7	81.0	79.6
03:03 PM - 04:03 PM	79.8	80.3	79.7
04:03 PM - 05:03 PM	79.9	80.4	79.8
Leq Average 8 hrs. (dB(A))	79.7		
Lmax (dB(A))		81.0	
Standard (dB(A))	90	140	

Reference Method : ISO1996-1 and 1996-2
Standard : ประกาศกระทรวงอุตสาหกรรม เรื่อง มาตรการคุ้มครองความปลอดภัย ในการประกอบกิจการโรงงานเกี่ยวกับสภาวะแวดล้อมในการทำงาน พ.ศ.๒๕๓๖

Technical Management Thanita Kulsuriwong, Scientist (4)
Approved by Supot Salamteh, Section Head

The above results are valid only for the analyzed/tested sample(s) as indicated in this report. No part of this report or certificate may be reproduced in any from without written consent from the Laboratory. ALS Laboratory Group (Thailand) strongly recommends that this report is not reproduced except in full.

ADDRESS 616/10 Moo 5 T. Maenam Khu A. Phakdaeng Rayong 21140 Thailand PHONE +66 0 3304 8555 FAX +66 0 3304 8556
ALS LABORATORY GROUP (THAILAND) CO., LTD. An ALS Limited Company

Analysis / Test Report

Client : Gulf NLL2 Co., Ltd.
399 Moo 3, Nong La Lork, Ban Khai, Rayong Thailand 21120
P/O : 4210901773
Project Name : Monitoring EIA
Project Location : GNLL2

Lot ID: 2391824
Date Received : Sep 14, 2023
Date Reported : Sep 20, 2023
Report Number: 2782387-1

Sample Number	2391824-2
Parameter	Noise (Leq 8 hrs.)
Location	บริเวณ Boiler Feed Pump
Measurement Date	Sep 13, 2023
Measurement by	Norranon Tathongkham

Time	Leq (dB(A))	Lmax (dB(A))	L90 (dB(A))
08:49 AM - 09:49 AM	82.7	86.4	81.3
09:49 AM - 10:49 AM	84.0	86.6	83.5
10:49 AM - 11:49 AM	83.8	84.4	83.6
11:49 AM - 12:49 PM	83.7	84.3	83.5
12:49 PM - 01:49 PM	83.7	84.4	83.6
01:49 PM - 02:49 PM	83.8	84.4	83.6
02:49 PM - 03:49 PM	83.8	84.5	83.7
03:49 PM - 04:49 PM	83.8	84.5	83.7
Leq Average 8 hrs. (dB(A))	83.7		
Lmax (dB(A))		86.6	
Standard (dB(A))	90	140	

Reference Method : ISO1996-1 and 1996-2
Standard : ประกาศกระทรวงอุตสาหกรรม เรื่อง มาตรการคุ้มครองความปลอดภัย ในการประกอบกิจการโรงงานเกี่ยวกับสภาวะแวดล้อมในการทำงาน พ.ศ.๒๕๓๖

Technical Management Thanita Kulsuriwong, Scientist (4)
Approved by Supot Salamteh, Section Head

The above results are valid only for the analyzed/tested sample(s) as indicated in this report. No part of this report or certificate may be reproduced in any from without written consent from the Laboratory. ALS Laboratory Group (Thailand) strongly recommends that this report is not reproduced except in full.

ADDRESS 616/10 Moo 5 T. Maenam Khu A. Phakdaeng Rayong 21140 Thailand PHONE +66 0 3304 8555 FAX +66 0 3304 8556
ALS LABORATORY GROUP (THAILAND) CO., LTD. An ALS Limited Company

Analysis / Test Report

Client : Gulf NLL2 Co., Ltd.
399 Moo 3, Nong La Lork, Ban Khai, Rayong Thailand 21120
P/O : 4210901773
Project Name : Monitoring EIA
Project Location : GNLL2

Lot ID: 2391824
Date Received : Sep 14, 2023
Date Reported : Sep 20, 2023
Report Number: 2782388-1

Sample Number	2391824-3
Parameter	Noise (Leq 8 hrs.)
Location	บริเวณ Gas Turbine Accessories System 1
Measurement Date	Sep 13, 2023
Measurement by	Norranon Tathongkham

Time	Leq (dB(A))	Lmax (dB(A))	L90 (dB(A))
08:47 AM - 09:47 AM	79.3	93.0	78.5
09:47 AM - 10:47 AM	80.1	82.4	79.7
10:47 AM - 11:47 AM	79.9	81.0	79.7
11:47 AM - 12:47 PM	79.9	80.8	79.6
12:47 PM - 01:47 PM	80.0	81.4	79.8
01:47 PM - 02:47 PM	80.0	80.8	79.7
02:47 PM - 03:47 PM	80.0	81.3	79.8
03:47 PM - 04:47 PM	80.1	80.8	79.9
Leq Average 8 hrs. (dB(A))	79.9		
Lmax (dB(A))		93.0	
Standard (dB(A))	90	140	

Reference Method : ISO1996-1 and 1996-2
Standard : ประกาศกระทรวงอุตสาหกรรม เรื่อง มาตรการคุ้มครองความปลอดภัย ในการประกอบกิจการโรงงานเกี่ยวกับสภาวะแวดล้อมในการทำงาน พ.ศ.๒๕๓๖

Technical Management Thanita Kulsuriwong, Scientist (4)
Approved by Supot Salamteh, Section Head

The above results are valid only for the analyzed/tested sample(s) as indicated in this report. No part of this report or certificate may be reproduced in any from without written consent from the Laboratory. ALS Laboratory Group (Thailand) strongly recommends that this report is not reproduced except in full.

ADDRESS 616/10 Moo 5 T. Maenam Khu A. Phakdaeng Rayong 21140 Thailand PHONE +66 0 3304 8555 FAX +66 0 3304 8556
ALS LABORATORY GROUP (THAILAND) CO., LTD. An ALS Limited Company

Analysis / Test Report

Client : Gulf NLL2 Co., Ltd.
399 Moo 3, Nong La Lork, Ban Khai, Rayong Thailand 21120
P/O : 4210901773
Project Name : Monitoring EIA
Project Location : GNLL2

Lot ID: 2391824
Date Received : Sep 14, 2023
Date Reported : Sep 20, 2023
Report Number: 2782389-1

Sample Number	2391824-4
Parameter	Noise (Leq 8 hrs.)
Location	บริเวณ Gas Turbine Accessories System 2
Measurement Date	Sep 13, 2023
Measurement by	Norranon Tathongkham

Time	Leq (dB(A))	Lmax (dB(A))	L90 (dB(A))
08:31 AM - 09:31 AM	76.0	83.1	72.5
09:31 AM - 10:31 AM	80.9	82.7	79.7
10:31 AM - 11:31 AM	81.0	82.3	80.4
11:31 AM - 12:31 PM	80.5	81.5	80.1
12:31 PM - 01:31 PM	80.4	81.5	80.0
01:31 PM - 02:31 PM	80.5	81.7	79.9
02:31 PM - 03:31 PM	80.5	81.6	80.0
03:31 PM - 04:31 PM	80.4	81.6	80.0
Leq Average 8 hrs. (dB(A))	80.2		
Lmax (dB(A))		83.1	
Standard (dB(A))	90	140	

Reference Method : ISO1996-1 and 1996-2
Standard : ประกาศกระทรวงอุตสาหกรรม เรื่อง มาตรการคุ้มครองความปลอดภัย ในการประกอบกิจการโรงงานเกี่ยวกับสภาวะแวดล้อมในการทำงาน พ.ศ.๒๕๓๖

Technical Management Thanita Kulsuriwong, Scientist (4)
Approved by Supot Salamteh, Section Head

The above results are valid only for the analyzed/tested sample(s) as indicated in this report. No part of this report or certificate may be reproduced in any from without written consent from the Laboratory. ALS Laboratory Group (Thailand) strongly recommends that this report is not reproduced except in full.

ADDRESS 616/10 Moo 5 T. Maenam Khu A. Phakdaeng Rayong 21140 Thailand PHONE +66 0 3304 8555 FAX +66 0 3304 8556
ALS LABORATORY GROUP (THAILAND) CO., LTD. An ALS Limited Company

Analysis / Test Report

Client : Gulf NLL2 Co., Ltd.
399 Moo 3, Nong La Lork, Ban Khai, Rayong Thailand 21120
P/O : 4210901773
Project Name : Monitoring EIA
Project Location : GNLL2

Lot ID: 2391824
Date Received : Sep 14, 2023
Date Reported : Sep 20, 2023
Report Number: 2782390-1

Sample Number 2391824-5
Parameter Noise (Leq 8 hrs.)
Location บริเวณ Steam Turbine Generator
Measurement Date Sep 13, 2023
Measurement by Norranon Tathongkham

Time	Leq (dB(A))	Lmax (dB(A))	L90 (dB(A))
08:54 AM - 09:54 AM	76.9	79.7	75.2
09:54 AM - 10:54 AM	77.0	78.4	76.8
10:54 AM - 11:54 AM	76.9	77.9	76.8
11:54 AM - 12:54 PM	76.7	77.3	76.6
12:54 PM - 01:54 PM	76.8	77.3	76.6
01:54 PM - 02:54 PM	76.8	77.6	76.6
02:54 PM - 03:54 PM	76.9	77.6	76.8
03:54 PM - 04:54 PM	77.0	77.9	76.9
Leq Average 8 hrs. (dB(A))	76.9		
Lmax (dB(A))		79.7	
Standard (dB(A))	90	140	

Reference Method : ISO1996-1 and 1996-2
Standard : ประกาศกระทรวงอุตสาหกรรม เรื่อง มาตรการคุ้มครองความปลอดภัย ในการประกอบกิจการโรงงานเกี่ยวกับสภาวะแวดล้อมในการทำงาน พ.ศ.๒๕๕๖

Technical Management Thanita K. — Thanita Kulsuriwong, Scientist (4)
Approved by Supot S. — Supot Salamteh, Section Head

The above results are valid only for the analyzed/tested sample(s) as indicated in this report. No part of this report or certificate may be reproduced in any from without written consent from the Laboratory. ALS Laboratory Group (Thailand) strongly recommends that this report is not reproduced except in full.

ADDRESS 616/10 Moo 5 T. Maenam Khu A. Pluakdaeng Rayong 21140 Thailand PHONE +66 0 3304 8555 FAX +66 0 3304 8556
ALS LABORATORY GROUP (THAILAND) CO., LTD. An ALS Limited Company

Life Sciences www.alsglobal.com
RIGHT SOLUTIONS RIGHT PARTNER

Analysis / Test Report

Client : Gulf NLL2 Co., Ltd.
399 Moo 3, Nong La Lork, Ban Khai, Rayong Thailand 21120
P/O : 4210901773
Project Name : Monitoring EIA
Project Location : GNLL2

Lot ID: 2391824
Date Received : Sep 14, 2023
Date Reported : Sep 20, 2023
Report Number: 2782391-1

Sample Number 2391824-6
Parameter Noise (Leq 8 hrs.)
Location บริเวณ Steam Turbine Lube Oil Skid
Measurement Date Sep 13, 2023
Measurement by Norranon Tathongkham

Time	Leq (dB(A))	Lmax (dB(A))	L90 (dB(A))
09:00 AM - 10:00 AM	74.2	76.7	73.5
10:00 AM - 11:00 AM	74.6	78.1	73.8
11:00 AM - 12:00 PM	74.0	75.9	73.7
12:00 PM - 01:00 PM	73.9	76.0	73.6
01:00 PM - 02:00 PM	73.7	75.9	73.4
02:00 PM - 03:00 PM	74.0	76.5	73.6
03:00 PM - 04:00 PM	74.1	75.8	73.8
04:00 PM - 05:00 PM	74.1	75.7	73.8
Leq Average 8 hrs. (dB(A))	74.1		
Lmax (dB(A))		78.1	
Standard (dB(A))	90	140	

Reference Method : ISO1996-1 and 1996-2
Standard : ประกาศกระทรวงอุตสาหกรรม เรื่อง มาตรการคุ้มครองความปลอดภัย ในการประกอบกิจการโรงงานเกี่ยวกับสภาวะแวดล้อมในการทำงาน พ.ศ.๒๕๕๖

Technical Management Thanita K. — Thanita Kulsuriwong, Scientist (4)
Approved by Supot S. — Supot Salamteh, Section Head

The above results are valid only for the analyzed/tested sample(s) as indicated in this report. No part of this report or certificate may be reproduced in any from without written consent from the Laboratory. ALS Laboratory Group (Thailand) strongly recommends that this report is not reproduced except in full.

ADDRESS 616/10 Moo 5 T. Maenam Khu A. Pluakdaeng Rayong 21140 Thailand PHONE +66 0 3304 8555 FAX +66 0 3304 8556
ALS LABORATORY GROUP (THAILAND) CO., LTD. An ALS Limited Company

Life Sciences www.alsglobal.com
RIGHT SOLUTIONS RIGHT PARTNER

Analysis / Test Report

Client : Gulf NLL2 Co., Ltd.
399 Moo 3, Nong La Lork, Ban Khai, Rayong Thailand 21120
P/O : 4210901773
Project Name : Monitoring EIA
Project Location : GNLL2

Lot ID: 23135611
Date Received : Dec 07, 2023
Date Reported : Dec 13, 2023
Report Number: 2858815-1

Sample Number 23135611-1
Parameter Noise (Leq 8 hrs.)
Location บริเวณ Cooling Tower
Measurement Date Dec 06, 2023
Measurement by Norranon Tathongkham

Time	Leq (dB(A))	Lmax (dB(A))	L90 (dB(A))
09:00 AM - 10:00 AM	77.4	79.7	77.2
10:00 AM - 11:00 AM	77.2	77.9	77.1
11:00 AM - 12:00 PM	77.2	77.9	77.0
12:00 PM - 01:00 PM	77.1	77.7	77.0
01:00 PM - 02:00 PM	77.2	77.8	77.0
02:00 PM - 03:00 PM	77.2	77.6	77.0
03:00 PM - 04:00 PM	77.2	77.8	77.1
04:00 PM - 05:00 PM	77.3	77.9	77.2
Leq Average 8 hrs. (dB(A))	77.2		
Lmax (dB(A))		79.7	
Standard (dB(A))	90	140	

Reference Method : ISO1996-1 and 1996-2
Standard : ประกาศกระทรวงอุตสาหกรรม เรื่อง มาตรการคุ้มครองความปลอดภัย ในการประกอบกิจการโรงงานเกี่ยวกับสภาวะแวดล้อมในการทำงาน พ.ศ.๒๕๕๖

Technical Management Thanita K. — Thanita Kulsuriwong, Scientist (4)
Approved by Supot S. — Supot Salamteh, Section Head

ADDRESS 616/10 Moo 5 T. Maenam Khu A. Pluakdaeng Rayong 21140 Thailand PHONE +66 0 3304 8555 FAX +66 0 3304 8556
ALS LABORATORY GROUP (THAILAND) CO., LTD. An ALS Limited Company

Life Sciences www.alsglobal.com
RIGHT SOLUTIONS RIGHT PARTNER

Analysis / Test Report

Client : Gulf NLL2 Co., Ltd.
399 Moo 3, Nong La Lork, Ban Khai, Rayong Thailand 21120
P/O : 4210901773
Project Name : Monitoring EIA
Project Location : GNLL2

Lot ID: 23135611
Date Received : Dec 07, 2023
Date Reported : Dec 13, 2023
Report Number: 2858816-1

Sample Number 23135611-2
Parameter Noise (Leq 8 hrs.)
Location บริเวณ Boiler Feed Pump
Measurement Date Dec 06, 2023
Measurement by Norranon Tathongkham

Time	Leq (dB(A))	Lmax (dB(A))	L90 (dB(A))
09:00 AM - 10:00 AM	81.6	82.3	81.4
10:00 AM - 11:00 AM	81.5	82.5	81.2
11:00 AM - 12:00 PM	81.4	82.3	81.1
12:00 PM - 01:00 PM	81.2	82.1	80.9
01:00 PM - 02:00 PM	81.2	82.2	81.0
02:00 PM - 03:00 PM	81.3	82.3	81.0
03:00 PM - 04:00 PM	81.7	84.6	81.3
04:00 PM - 05:00 PM	82.0	82.8	81.6
Leq Average 8 hrs. (dB(A))	81.5		
Lmax (dB(A))		84.6	
Standard (dB(A))	90	140	

Reference Method : ISO1996-1 and 1996-2
Standard : ประกาศกระทรวงอุตสาหกรรม เรื่อง มาตรการคุ้มครองความปลอดภัย ในการประกอบกิจการโรงงานเกี่ยวกับสภาวะแวดล้อมในการทำงาน พ.ศ.๒๕๕๖

Technical Management Thanita K. — Thanita Kulsuriwong, Scientist (4)
Approved by Supot S. — Supot Salamteh, Section Head

ADDRESS 616/10 Moo 5 T. Maenam Khu A. Pluakdaeng Rayong 21140 Thailand PHONE +66 0 3304 8555 FAX +66 0 3304 8556
ALS LABORATORY GROUP (THAILAND) CO., LTD. An ALS Limited Company

Life Sciences www.alsglobal.com
RIGHT SOLUTIONS RIGHT PARTNER

Analysis / Test Report

Client : Gulf NLL2 Co., Ltd.
399 Moo 3, Nong La Lork, Ban Khai, Rayong Thailand 21120
P/O : 4210901773
Project Name : Monitoring EIA
Project Location : GNLL2

Lot ID: 23135611
Date Received : Dec 07, 2023
Date Reported : Dec 13, 2023
Report Number: 2858817-1

Sample Number	23135611-3
Parameter	Noise (Leq 8 hrs.)
Location	บริเวณ Gas Turbine Accessories System 1
Measurement Date	Dec 06, 2023
Measurement by	Norranon Tathongkham

Time	Leq (dB(A))	Lmax (dB(A))	L90 (dB(A))
09:00 AM - 10:00 AM	78.9	80.1	78.6
10:00 AM - 11:00 AM	78.5	79.2	78.3
11:00 AM - 12:00 PM	78.4	79.1	78.2
12:00 PM - 01:00 PM	78.4	79.1	78.2
01:00 PM - 02:00 PM	78.5	79.5	78.3
02:00 PM - 03:00 PM	78.7	84.2	78.5
03:00 PM - 04:00 PM	78.7	81.8	78.5
04:00 PM - 05:00 PM	78.7	79.2	78.5
Leq Average 8 hrs. (dB(A))	78.6		
Lmax (dB(A))		84.2	
Standard (dB(A))	90	140	

Reference Method : ISO1996-1 and 1996-2
Standard ประกาศกระทรวงอุตสาหกรรม เรื่อง มาตรการคุ้มครองความปลอดภัย
ในการประกอบกิจการโรงงานเกี่ยวกับสภาวะแวดล้อมในการทำงาน พ.ศ.๒๕๕๖

Technical Management Thanita K.
Thanita Kulsunwong
Scientist (4)

Approved by Supot S.
Supot Salamteh
Section Head

Analysis / Test Report

Client : Gulf NLL2 Co., Ltd.
399 Moo 3, Nong La Lork, Ban Khai, Rayong Thailand 21120
P/O : 4210901773
Project Name : Monitoring EIA
Project Location : GNLL2

Lot ID: 23135611
Date Received : Dec 07, 2023
Date Reported : Dec 13, 2023
Report Number: 2858818-1

Sample Number	23135611-4
Parameter	Noise (Leq 8 hrs.)
Location	บริเวณ Gas Turbine Accessories System 2
Measurement Date	Dec 06, 2023
Measurement by	Norranon Tathongkham

Time	Leq (dB(A))	Lmax (dB(A))	L90 (dB(A))
09:00 AM - 10:00 AM	71.3	83.9	70.8
10:00 AM - 11:00 AM	71.0	73.6	70.6
11:00 AM - 12:00 PM	70.9	72.1	70.6
12:00 PM - 01:00 PM	70.9	72.2	70.5
01:00 PM - 02:00 PM	71.3	79.3	70.7
02:00 PM - 03:00 PM	72.2	92.5	70.9
03:00 PM - 04:00 PM	71.5	94.6	70.8
04:00 PM - 05:00 PM	71.3	72.5	70.9
Leq Average 8 hrs. (dB(A))	71.3		
Lmax (dB(A))		94.6	
Standard (dB(A))	90	140	

Reference Method : ISO1996-1 and 1996-2
Standard ประกาศกระทรวงอุตสาหกรรม เรื่อง มาตรการคุ้มครองความปลอดภัย
ในการประกอบกิจการโรงงานเกี่ยวกับสภาวะแวดล้อมในการทำงาน พ.ศ.๒๕๕๖

Technical Management Thanita K.
Thanita Kulsunwong
Scientist (4)

Approved by Supot S.
Supot Salamteh
Section Head

Analysis / Test Report

Client : Gulf NLL2 Co., Ltd.
399 Moo 3, Nong La Lork, Ban Khai, Rayong Thailand 21120
P/O : 4210901773
Project Name : Monitoring EIA
Project Location : GNLL2

Lot ID: 23135611
Date Received : Dec 07, 2023
Date Reported : Dec 13, 2023
Report Number: 2858819-1

Sample Number	23135611-5
Parameter	Noise (Leq 8 hrs.)
Location	บริเวณ Steam Turbine Generator
Measurement Date	Dec 06, 2023
Measurement by	Norranon Tathongkham

Time	Leq (dB(A))	Lmax (dB(A))	L90 (dB(A))
09:00 AM - 10:00 AM	75.9	76.6	75.6
10:00 AM - 11:00 AM	75.8	76.3	75.6
11:00 AM - 12:00 PM	75.7	76.4	75.4
12:00 PM - 01:00 PM	75.7	76.5	75.4
01:00 PM - 02:00 PM	75.8	78.4	75.5
02:00 PM - 03:00 PM	75.6	76.3	75.3
03:00 PM - 04:00 PM	75.7	78.8	75.5
04:00 PM - 05:00 PM	75.9	76.7	75.6
Leq Average 8 hrs. (dB(A))	75.8		
Lmax (dB(A))		78.8	
Standard (dB(A))	90	140	

Reference Method : ISO1996-1 and 1996-2
Standard ประกาศกระทรวงอุตสาหกรรม เรื่อง มาตรการคุ้มครองความปลอดภัย
ในการประกอบกิจการโรงงานเกี่ยวกับสภาวะแวดล้อมในการทำงาน พ.ศ.๒๕๕๖

Technical Management Thanita K.
Thanita Kulsunwong
Scientist (4)

Approved by Supot S.
Supot Salamteh
Section Head

Analysis / Test Report

Client : Gulf NLL2 Co., Ltd.
399 Moo 3, Nong La Lork, Ban Khai, Rayong Thailand 21120
P/O : 4210901773
Project Name : Monitoring EIA
Project Location : GNLL2

Lot ID: 23135611
Date Received : Dec 07, 2023
Date Reported : Dec 13, 2023
Report Number: 2858820-1

Sample Number	23135611-6
Parameter	Noise (Leq 8 hrs.)
Location	บริเวณ Steam Turbine Lube Oil Skid
Measurement Date	Dec 06, 2023
Measurement by	Norranon Tathongkham

Time	Leq (dB(A))	Lmax (dB(A))	L90 (dB(A))
09:00 AM - 10:00 AM	73.9	75.6	73.6
10:00 AM - 11:00 AM	73.9	75.8	73.5
11:00 AM - 12:00 PM	73.6	74.5	73.4
12:00 PM - 01:00 PM	73.5	74.9	73.4
01:00 PM - 02:00 PM	73.7	78.5	73.4
02:00 PM - 03:00 PM	73.8	75.3	73.5
03:00 PM - 04:00 PM	73.8	75.5	73.5
04:00 PM - 05:00 PM	73.8	74.9	73.6
Leq Average 8 hrs. (dB(A))	73.8		
Lmax (dB(A))		78.5	
Standard (dB(A))	90	140	

Reference Method : ISO1996-1 and 1996-2
Standard ประกาศกระทรวงอุตสาหกรรม เรื่อง มาตรการคุ้มครองความปลอดภัย
ในการประกอบกิจการโรงงานเกี่ยวกับสภาวะแวดล้อมในการทำงาน พ.ศ.๒๕๕๖

Technical Management Thanita K.
Thanita Kulsunwong
Scientist (4)

Approved by Supot S.
Supot Salamteh
Section Head

ความร้อน

Analysis / Test Report

Client : Gulf NLL2 Co., Ltd.
399 Moo 3, Nong La Lork, Ban Khai, Rayong Thailand 21120
P/O : 4210901773
Project Name : Monitoring EIA
Project Location : GNLL2

Lot ID: 2391832
Date Received : Sep 14, 2023
Date Reported : Sep 18, 2023
Report Number: 2738631-1

Sample Number 2391832-1
Parameter Heat Stress (Sampling Time :10.00 AM - 12.00 PM)
Measurement Date Sep 13, 2023
Measurement by Norranon Tathongkham
Location ปฏิบัติงาน 1 พื้นที่ (ชื่อ-นามสกุล ผู้ปฏิบัติงาน : - แผนก : -)

Location	Duration (min)	WBGT (°C)	NWB (°C)	GT (°C)	DB (°C)
บริเวณ Condenser Exhaust Unit	120	28.7	26.2	34.4	33.3
Average (WBGT)		28.7			
Guideline WBGT (°C)		34.0			

Reference Method : Wet Bulb Globe Temperature

Guideline:
1. Notification of Department Labour Protection and Welfare on the Criteria and Procedures for Measurement and Analysis of Working Conditions in relation to Heat, Light or Noise Levels, including Duration and Types of Business that must perform (B.E. 2561)
2. Ministerial Regulation on Prescribing of Standard for Administration and Management of Occupational Safety, Health and Environmentin relation to Heat,Light and Noise, B.E.2559

Technical Management Supot Salamteh, Section Head
Approved by Wichan Choonharat, Assistant Manager

The above results are valid only for the analyzed/tested sample(s) as indicated in this report. No part of this report or certificate may be reproduced in any from with out written consent from the Laboratory. ALS Laboratory Group (Thailand) strongly recommends that this report is not reproduced except in full.

ADDRESS 104 Phatthanakan 40, Phatthanakan Rd., Khwaeng Phatthanakan, Khet Suan Luang, Bangkok 10250 Thailand · PHONE +66 0 2760 3000 · FAX +66 0 2760 3197
ALS LABORATORY GROUP (THAILAND) CO., LTD. An ALS Limited Company

Life Sciences www.alsglobal.com
RIGHT SOLUTIONS RIGHT PARTNER

Analysis / Test Report

Client : Gulf NLL2 Co., Ltd.
399 Moo 3, Nong La Lork, Ban Khai, Rayong Thailand 21120
P/O : 4210901773
Project Name : Monitoring EIA
Project Location : GNLL2

Lot ID: 2391832
Date Received : Sep 14, 2023
Date Reported : Sep 18, 2023
Report Number: 2738631-1

Sample Number 2391832-2
Parameter Heat Stress (Sampling Time :10.00 AM - 12.00 PM)
Measurement Date Sep 13, 2023
Measurement by Norranon Tathongkham
Location ปฏิบัติงาน 1 พื้นที่ (ชื่อ-นามสกุล ผู้ปฏิบัติงาน : - แผนก : -)

Location	Duration (min)	WBGT (°C)	NWB (°C)	GT (°C)	DB (°C)
บริเวณท่อลำเลียงไอน้ำ	120	29.2	27.0	34.6	33.4
Average (WBGT)		29.2			
Guideline WBGT (°C)		34.0			

Reference Method : Wet Bulb Globe Temperature

Guideline:
1. Notification of Department Labour Protection and Welfare on the Criteria and Procedures for Measurement and Analysis of Working Conditions in relation to Heat, Light or Noise Levels, including Duration and Types of Business that must perform (B.E. 2561)
2. Ministerial Regulation on Prescribing of Standard for Administration and Management of Occupational Safety, Health and Environmentin relation to Heat,Light and Noise, B.E.2559

Technical Management Supot Salamteh, Section Head
Approved by Wichan Choonharat, Assistant Manager

The above results are valid only for the analyzed/tested sample(s) as indicated in this report. No part of this report or certificate may be reproduced in any from with out written consent from the Laboratory. ALS Laboratory Group (Thailand) strongly recommends that this report is not reproduced except in full.

ADDRESS 104 Phatthanakan 40, Phatthanakan Rd., Khwaeng Phatthanakan, Khet Suan Luang, Bangkok 10250 Thailand · PHONE +66 0 2760 3000 · FAX +66 0 2760 3197
ALS LABORATORY GROUP (THAILAND) CO., LTD. An ALS Limited Company

Life Sciences www.alsglobal.com
RIGHT SOLUTIONS RIGHT PARTNER

14289-41 / EMAIL
S:\Reports_Air Heat.rpt (11:54AM)

Analysis / Test Report

Client : Gulf NLL2 Co., Ltd.
399 Moo 3, Nong La Lork, Ban Khai, Rayong Thailand 21120
P/O : 4210901773
Project Name : Monitoring EIA
Project Location : GNLL2

Lot ID: 2391832
Date Received : Sep 14, 2023
Date Reported : Sep 18, 2023
Report Number: 2738631-1

Sample Number 2391832-3
Parameter Heat Stress (Sampling Time :10.00 AM - 12.00 PM)
Measurement Date Sep 13, 2023
Measurement by Norranon Tathongkham
Location ปฏิบัติงาน 1 พื้นที่ (ชื่อ-นามสกุล ผู้ปฏิบัติงาน : - แผนก : -)

Location	Duration (min)	WBGT (°C)	NWB (°C)	GT (°C)	DB (°C)
บริเวณ Generator	120	29.1	27.2	33.7	32.7
Average (WBGT)		29.1			
Guideline WBGT (°C)		34.0			

Reference Method : Wet Bulb Globe Temperature

Guideline:
1. Notification of Department Labour Protection and Welfare on the Criteria and Procedures for Measurement and Analysis of Working Conditions in relation to Heat, Light or Noise Levels, including Duration and Types of Business that must perform (B.E. 2561)
2. Ministerial Regulation on Prescribing of Standard for Administration and Management of Occupational Safety, Health and Environmentin relation to Heat,Light and Noise, B.E.2559

Technical Management Supot Salamteh, Section Head
Approved by Wichan Choonharat, Assistant Manager

The above results are valid only for the analyzed/tested sample(s) as indicated in this report. No part of this report or certificate may be reproduced in any from with out written consent from the Laboratory. ALS Laboratory Group (Thailand) strongly recommends that this report is not reproduced except in full.

ADDRESS 104 Phatthanakan 40, Phatthanakan Rd., Khwaeng Phatthanakan, Khet Suan Luang, Bangkok 10250 Thailand · PHONE +66 0 2760 3000 · FAX +66 0 2760 3197
ALS LABORATORY GROUP (THAILAND) CO., LTD. An ALS Limited Company

Life Sciences www.alsglobal.com
RIGHT SOLUTIONS RIGHT PARTNER

14289-41 / EMAIL
S:\Reports_Air Heat.rpt (11:54AM)

Analysis / Test Report

Client : Gulf NLL2 Co., Ltd.
399 Moo 3, Nong La Lork, Ban Khai, Rayong Thailand 21120
P/O : 4210901773
Project Name : Monitoring EIA
Project Location : GNLL2

Lot ID: 2391832
Date Received : Sep 14, 2023
Date Reported : Sep 18, 2023
Report Number: 2738631-1

Sample Number 2391832-4
Parameter Heat Stress (Sampling Time :10.00 AM - 12.00 PM)
Measurement Date Sep 13, 2023
Measurement by Norranon Tathongkham
Location ปฏิบัติงาน 1 พื้นที่ (ชื่อ-นามสกุล ผู้ปฏิบัติงาน : - แผนก : -)

Location	Duration (min)	WBGT (°C)	NWB (°C)	GT (°C)	DB (°C)
บริเวณ Gas Turbine	120	27.9	26.0	32.5	32.3
Average (WBGT)		27.9			
Guideline WBGT (°C)		34.0			

Reference Method : Wet Bulb Globe Temperature

Guideline:
1. Notification of Department Labour Protection and Welfare on the Criteria and Procedures for Measurement and Analysis of Working Conditions in relation to Heat, Light or Noise Levels, including Duration and Types of Business that must perform (B.E. 2561)
2. Ministerial Regulation on Prescribing of Standard for Administration and Management of Occupational Safety, Health and Environmentin relation to Heat,Light and Noise, B.E.2559

Technical Management Supot Salamteh, Section Head
Approved by Wichan Choonharat, Assistant Manager

The above results are valid only for the analyzed/tested sample(s) as indicated in this report. No part of this report or certificate may be reproduced in any from with out written consent from the Laboratory. ALS Laboratory Group (Thailand) strongly recommends that this report is not reproduced except in full.

ADDRESS 104 Phatthanakan 40, Phatthanakan Rd., Khwaeng Phatthanakan, Khet Suan Luang, Bangkok 10250 Thailand · PHONE +66 0 2760 3000 · FAX +66 0 2760 3197
ALS LABORATORY GROUP (THAILAND) CO., LTD. An ALS Limited Company

Life Sciences www.alsglobal.com
RIGHT SOLUTIONS RIGHT PARTNER

14289-41 / EMAIL
S:\Reports_Air Heat.rpt (11:54AM)

Analysis / Test Report

Client : Gulf NLL2 Co., Ltd.
399 Moo 3, Nong La Lork, Ban Khai, Rayong Thailand 21120
P/O : 4210901773
Project Name : Monitoring EIA
Project Location : GNLL2

Lot ID: 23135614
Date Received : Dec 07, 2023
Date Reported : Dec 11, 2023
Report Number: 2841862-1

Sample Number 23135614-1
Parameter Heat Stress (Sampling Time :10.00 AM - 12.00 PM)
Measurement Date Dec 06, 2023
Measurement by Norranon Tathongkham
Location ปฏิบัติงาน 1 พื้นที่ (ชื่อ-นามสกุล ผู้ปฏิบัติงาน :- แผนก :-)

Location	Duration (min)	WBGT (°C)	NWB (°C)	GT (°C)	DB (°C)
บริเวณ Condenser Exhaust Unit	120	28.9	25.9	35.8	35.3
Average (WBGT)		28.9			
Guideline WBGT (°C)		34.0			

Reference Method : Wet Bulb Globe Temperature

Guideline:
1. Notification of Department Labour Protection and Welfare on the Criteria and Procedures for Measurement and Analysis of Working Conditions in relation to Heat, Light or Noise Levels, including Duration and Types of Business that must perform (B.E. 2561)
2. Ministerial Regulation on Prescribing of Standard for Administration and Management of Occupational Safety, Health and Environmentin relation to Heat,Light and Noise, B.E.2559

Technical Management Supot Salamteh, Section Head
Approved by Wichan Choonharat, Assistant Manager

ADDRESS 104 Phatthanakan 40, Phatthanakan Rd., Khwaeng Phatthanakan, Khet Suan Luang, Bangkok 10250 Thailand · PHONE +66 0 2760 3000 · FAX +66 0 2760 3197
ALS LABORATORY GROUP (THAILAND) CO., LTD. An ALS Limited Company

Life Sciences www.alsglobal.com
RIGHT SOLUTIONS RIGHT PARTNER

Analysis / Test Report

Client : Gulf NLL2 Co., Ltd.
399 Moo 3, Nong La Lork, Ban Khai, Rayong Thailand 21120
P/O : 4210901773
Project Name : Monitoring EIA
Project Location : GNLL2

Lot ID: 23135614
Date Received : Dec 07, 2023
Date Reported : Dec 11, 2023
Report Number: 2841862-1

Sample Number 23135614-2
Parameter Heat Stress (Sampling Time :10.00 AM - 12.00 PM)
Measurement Date Dec 06, 2023
Measurement by Norranon Tathongkham
Location ปฏิบัติงาน 1 พื้นที่ (ชื่อ-นามสกุล ผู้ปฏิบัติงาน :- แผนก :-)

Location	Duration (min)	WBGT (°C)	NWB (°C)	GT (°C)	DB (°C)
บริเวณห่อลำเลียงไอน้ำ	120	30.6	27.0	39.0	38.7
Average (WBGT)		30.6			
Guideline WBGT (°C)		34.0			

Reference Method : Wet Bulb Globe Temperature

Guideline:
1. Notification of Department Labour Protection and Welfare on the Criteria and Procedures for Measurement and Analysis of Working Conditions in relation to Heat, Light or Noise Levels, including Duration and Types of Business that must perform (B.E. 2561)
2. Ministerial Regulation on Prescribing of Standard for Administration and Management of Occupational Safety, Health and Environmentin relation to Heat,Light and Noise, B.E.2559

Technical Management Supot Salamteh, Section Head
Approved by Wichan Choonharat, Assistant Manager

ADDRESS 104 Phatthanakan 40, Phatthanakan Rd., Khwaeng Phatthanakan, Khet Suan Luang, Bangkok 10250 Thailand · PHONE +66 0 2760 3000 · FAX +66 0 2760 3197
ALS LABORATORY GROUP (THAILAND) CO., LTD. An ALS Limited Company

Life Sciences www.alsglobal.com
RIGHT SOLUTIONS RIGHT PARTNER

14289-41 / EMAIL
S:\Reports_Air Heat.rpt (5:21PM)

Analysis / Test Report

Client : Gulf NLL2 Co., Ltd.
399 Moo 3, Nong La Lork, Ban Khai, Rayong Thailand 21120
P/O : 4210901773
Project Name : Monitoring EIA
Project Location : GNLL2

Lot ID: 23135614
Date Received : Dec 07, 2023
Date Reported : Dec 11, 2023
Report Number: 2841862-1

Sample Number 23135614-3
Parameter Heat Stress (Sampling Time :10.00 AM - 12.00 PM)
Measurement Date Dec 06, 2023
Measurement by Norranon Tathongkham
Location ปฏิบัติงาน 1 พื้นที่ (ชื่อ-นามสกุล ผู้ปฏิบัติงาน :- แผนก :-)

Location	Duration (min)	WBGT (°C)	NWB (°C)	GT (°C)	DB (°C)
บริเวณ Generator	120	29.9	26.2	38.5	38.1
Average (WBGT)		29.9			
Guideline WBGT (°C)		34.0			

Reference Method : Wet Bulb Globe Temperature

Guideline:
1. Notification of Department Labour Protection and Welfare on the Criteria and Procedures for Measurement and Analysis of Working Conditions in relation to Heat, Light or Noise Levels, including Duration and Types of Business that must perform (B.E. 2561)
2. Ministerial Regulation on Prescribing of Standard for Administration and Management of Occupational Safety, Health and Environmentin relation to Heat,Light and Noise, B.E.2559

Technical Management Supot Salamteh, Section Head
Approved by Wichan Choonharat, Assistant Manager

ADDRESS 104 Phatthanakan 40, Phatthanakan Rd., Khwaeng Phatthanakan, Khet Suan Luang, Bangkok 10250 Thailand · PHONE +66 0 2760 3000 · FAX +66 0 2760 3197
ALS LABORATORY GROUP (THAILAND) CO., LTD. An ALS Limited Company

Life Sciences www.alsglobal.com
RIGHT SOLUTIONS RIGHT PARTNER

14289-41 / EMAIL
S:\Reports_Air Heat.rpt (5:21PM)

Analysis / Test Report

Client : Gulf NLL2 Co., Ltd.
399 Moo 3, Nong La Lork, Ban Khai, Rayong Thailand 21120
P/O : 4210901773
Project Name : Monitoring EIA
Project Location : GNLL2

Lot ID: 23135614
Date Received : Dec 07, 2023
Date Reported : Dec 11, 2023
Report Number: 2841862-1

Sample Number 23135614-4
Parameter Heat Stress (Sampling Time :10.00 AM - 12.00 PM)
Measurement Date Dec 06, 2023
Measurement by Norranon Tathongkham
Location ปฏิบัติงาน 1 พื้นที่ (ชื่อ-นามสกุล ผู้ปฏิบัติงาน :- แผนก :-)

Location	Duration (min)	WBGT (°C)	NWB (°C)	GT (°C)	DB (°C)
บริเวณ Gas Turbine	120	27.6	25.1	33.4	33.1
Average (WBGT)		27.6			
Guideline WBGT (°C)		34.0			

Reference Method : Wet Bulb Globe Temperature

Guideline:
1. Notification of Department Labour Protection and Welfare on the Criteria and Procedures for Measurement and Analysis of Working Conditions in relation to Heat, Light or Noise Levels, including Duration and Types of Business that must perform (B.E. 2561)
2. Ministerial Regulation on Prescribing of Standard for Administration and Management of Occupational Safety, Health and Environmentin relation to Heat,Light and Noise, B.E.2559

Technical Management Supot Salamteh, Section Head
Approved by Wichan Choonharat, Assistant Manager

ADDRESS 104 Phatthanakan 40, Phatthanakan Rd., Khwaeng Phatthanakan, Khet Suan Luang, Bangkok 10250 Thailand · PHONE +66 0 2760 3000 · FAX +66 0 2760 3197
ALS LABORATORY GROUP (THAILAND) CO., LTD. An ALS Limited Company

Life Sciences www.alsglobal.com
RIGHT SOLUTIONS RIGHT PARTNER

14289-41 / EMAIL
S:\Reports_Air Heat.rpt (5:21PM)

ระดับความเข้มของแสง

Analysis / Test Report

Client : Gulf NLL2 Co., Ltd.
399 Moo 3, Nong La Lork, Ban Khai, Rayong Thailand 21120
P/O :
Project Name : Monitoring EIA
Project Location : GNLL2

Lot ID: 2391833 (1)
Date Received : Sep 15, 2023
Date Reported : Sep 21, 2023
Report Number: 2391833 (1)-1

GNLL2

Lay out No.	Location	Reference Number	Date	Time	No.	Illuminance (Lux) Spot	Illuminance (Lux) Average	Guideline Limit Spot/Min	Guideline Limit Average	Comment
1	Spot : Administration Building : Ground Floor : Copy Machine	2391833 (1)-1	13-Sep-23	Day time	1	486	-	300-400	-	Pass
		2391833 (1)-2	13-Sep-23	Night time	1	363	-	300-400	-	Pass
2	Area : Administration Building : Ground Floor : Document Room	2391833 (1)-3	13-Sep-23	Day time	1	342	346	150	300	Pass
		2391833 (1)-4	13-Sep-23	Day time	2	350				
		2391833 (1)-5	13-Sep-23	Night time	1	335	338	150	300	Pass
		2391833 (1)-6	13-Sep-23	Night time	2	342				
3	Area : Administration Building : Ground Floor : Electrical Control Room	2391833 (1)-7	13-Sep-23	Day time	1	495	436	100	200	Pass
		2391833 (1)-8	13-Sep-23	Day time	2	376				
		2391833 (1)-9	13-Sep-23	Night time	1	480	422	100	200	Pass
		2391833 (1)-10	13-Sep-23	Night time	2	365				
4	Spot : Administration Building : Ground Floor : Environment Health & Safety Manager Room	2391833 (1)-11	13-Sep-23	Day time	1	403	-	400-500	-	Pass
		2391833 (1)-12	13-Sep-23	Night time	1	437	-	400-500	-	Pass
5	Area : Administration Building : Ground Floor : First Aid Room	2391833 (1)-13	13-Sep-23	Day time	1	316	374	150	300	Pass
		2391833 (1)-14	13-Sep-23	Day time	2	432				
		2391833 (1)-15	13-Sep-23	Night time	1	311	340	150	300	Pass
		2391833 (1)-16	13-Sep-23	Night time	2	370				
6	Spot : Administration Building : Ground Floor : Human resource & Admin Manager Room	2391833 (1)-17	13-Sep-23	Day time	1	457	-	400-500	-	Pass
		2391833 (1)-18	13-Sep-23	Night time	1	439	-	400-500	-	Pass
7	Area : Administration Building : Ground Floor : Meeting Room 1	2391833 (1)-19	13-Sep-23	Day time	1	322	326	150	300	Pass
		2391833 (1)-20	13-Sep-23	Day time	2	331				
		2391833 (1)-21	13-Sep-23	Day time	3	320				
		2391833 (1)-22	13-Sep-23	Day time	4	330				
		2391833 (1)-23	13-Sep-23	Day time	5	345				
		2391833 (1)-24	13-Sep-23	Day time	6	309				
		2391833 (1)-25	13-Sep-23	Night time	1	317	318	150	300	Pass
		2391833 (1)-26	13-Sep-23	Night time	2	320				
		2391833 (1)-27	13-Sep-23	Night time	3	309				
		2391833 (1)-28	13-Sep-23	Night time	4	322				
		2391833 (1)-29	13-Sep-23	Night time	5	330				
		2391833 (1)-30	13-Sep-23	Night time	6	310				

Technical Management Supot Salamteh, Section Head
Approved by Wichan Choonharat, Assistant Manager

The above results are valid only for the analyzed/tested sample(s) as indicated in this report. No part of this report or certificate may be reproduced in any form without written consent from the Laboratory. ALS Laboratory Group (Thailand) strongly recommends that this report is not reproduced except in full.

ADDRESS 104 Phatthanakan 40, Phatthanakan Rd., Khwaeng Phatthanakan, Khet Suan Luang, Bangkok 10250 Thailand | PHONE +66 0 2760 3000 | FAX +66 0 2760 3197
ALS LABORATORY GROUP (THAILAND) CO., LTD. **An ALS Limited Company**

Life Sciences www.alsglobal.com
RIGHT SOLUTIONS RIGHT PARTNER

Analysis / Test Report

Client : Gulf NLL2 Co., Ltd.
399 Moo 3, Nong La Lork, Ban Khai, Rayong Thailand 21120
P/O :
Project Name : Monitoring EIA
Project Location : GNLL2

Lot ID: 2391833 (1)
Date Received : Sep 15, 2023
Date Reported : Sep 21, 2023
Report Number: 2391833 (1)-1

GNLL2

Lay out No.	Location	Reference Number	Date	Time	No.	Illuminance (Lux) Spot	Illuminance (Lux) Average	Guideline Limit Spot/Min	Guideline Limit Average	Comment
8	Area : Administration Building : Ground Floor : Meeting Room 2	2391833 (1)-31	13-Sep-23	Day time	1	313	322	150	300	Pass
		2391833 (1)-32	13-Sep-23	Day time	2	326				
		2391833 (1)-33	13-Sep-23	Day time	3	318				
		2391833 (1)-34	13-Sep-23	Day time	4	320				
		2391833 (1)-35	13-Sep-23	Day time	5	325				
		2391833 (1)-36	13-Sep-23	Day time	6	330				
		2391833 (1)-37	13-Sep-23	Day time	7	327				
		2391833 (1)-38	13-Sep-23	Day time	8	319				
		2391833 (1)-39	13-Sep-23	Night time	1	309	314	150	300	Pass
		2391833 (1)-40	13-Sep-23	Night time	2	321				
		2391833 (1)-41	13-Sep-23	Night time	3	311				
		2391833 (1)-42	13-Sep-23	Night time	4	312				
		2391833 (1)-43	13-Sep-23	Night time	5	320				
		2391833 (1)-44	13-Sep-23	Night time	6	317				
		2391833 (1)-45	13-Sep-23	Night time	7	311				
		2391833 (1)-46	13-Sep-23	Night time	8	309				
9	Area : Administration Building : Ground Floor : Pantry Room	2391833 (1)-47	13-Sep-23	Day time	1	797	911	150	300	Pass
		2391833 (1)-48	13-Sep-23	Day time	2	933				
		2391833 (1)-49	13-Sep-23	Day time	3	1,047				
		2391833 (1)-50	13-Sep-23	Day time	4	867				
		2391833 (1)-51	13-Sep-23	Night time	1	478	489	150	300	Pass
		2391833 (1)-52	13-Sep-23	Night time	2	460				
		2391833 (1)-53	13-Sep-23	Night time	3	455				
		2391833 (1)-54	13-Sep-23	Night time	4	564				
10	Spot : Administration Building : Ground Floor : Plant manager Room	2391833 (1)-55	13-Sep-23	Day time	1	420	-	400-500	-	Pass
		2391833 (1)-56	13-Sep-23	Night time	1	413	-	400-500	-	Pass
11	Area : Administration Building : Ground Floor : Reception Area	2391833 (1)-57	13-Sep-23	Day time	1	961	628	50	100	Pass
		2391833 (1)-58	13-Sep-23	Day time	2	902				
		2391833 (1)-59	13-Sep-23	Day time	3	455				
		2391833 (1)-60	13-Sep-23	Day time	4	460				
		2391833 (1)-61	13-Sep-23	Day time	5	478				
		2391833 (1)-62	13-Sep-23	Day time	6	511				
		2391833 (1)-63	13-Sep-23	Night time	1	472	461	50	100	Pass
		2391833 (1)-64	13-Sep-23	Night time	2	466				
		2391833 (1)-65	13-Sep-23	Night time	3	450				
		2391833 (1)-66	13-Sep-23	Night time	4	439				
		2391833 (1)-67	13-Sep-23	Night time	5	449				
		2391833 (1)-68	13-Sep-23	Night time	6	490				

Technical Management Supot Salamteh, Section Head
Approved by Wichan Choonharat, Assistant Manager

The above results are valid only for the analyzed/tested sample(s) as indicated in this report. No part of this report or certificate may be reproduced in any form without written consent from the Laboratory. ALS Laboratory Group (Thailand) strongly recommends that this report is not reproduced except in full.

ADDRESS 104 Phatthanakan 40, Phatthanakan Rd., Khwaeng Phatthanakan, Khet Suan Luang, Bangkok 10250 Thailand | PHONE +66 0 2760 3000 | FAX +66 0 2760 3197
ALS LABORATORY GROUP (THAILAND) CO., LTD. **An ALS Limited Company**

Life Sciences www.alsglobal.com
RIGHT SOLUTIONS RIGHT PARTNER

Analysis / Test Report

Client : Gulf NLL2 Co., Ltd.
399 Moo 3, Nong La Lork, Ban Khai, Rayong Thailand 21120
P/O :
Project Name : Monitoring EIA
Project Location : GNLL2

Lot ID: 2391833 (1)
Date Received : Sep 15, 2023
Date Reported : Sep 21, 2023
Report Number: 2391833 (1)-1

GNLL2

Lay out No.	Location	Reference Number	Date	Time	No.	Illuminance (Lux) Spot	Illuminance (Lux) Average	Guideline Limit Spot/Min	Guideline Limit Average	Comment
12	Area : Administration Building : Ground Floor : Server Room	2391833 (1)-69	13-Sep-23	Day time	1	210	218	100	200	Pass
		2391833 (1)-70	13-Sep-23	Day time	2	226				
		2391833 (1)-71	13-Sep-23	Night time	1	212	220	100	200	Pass
		2391833 (1)-72	13-Sep-23	Night time	2	228				
13	Area : Administration Building : Ground Floor : Utility Room	2391833 (1)-73	13-Sep-23	Day time	1	371	413	50	100	Pass
		2391833 (1)-74	13-Sep-23	Day time	2	455				
		2391833 (1)-75	13-Sep-23	Night time	1	342	350	50	100	Pass
		2391833 (1)-76	13-Sep-23	Night time	2	359				
14	Spot : Administration Building : Ground Floor : ไม้ะ Spare 1	2391833 (1)-77	13-Sep-23	Day time	1	435	-	400-500	-	Pass
		2391833 (1)-78	13-Sep-23	Night time	1	421	-	400-500	-	Pass
15	Spot : Administration Building : Ground Floor : ไม้ะ Spare 2	2391833 (1)-79	13-Sep-23	Day time	1	462	-	400-500	-	Pass
		2391833 (1)-80	13-Sep-23	Night time	1	451	-	400-500	-	Pass
16	Spot : Administration Building : Ground Floor : ไม้ะเจ้าหน้าที่จัดซื้อ	2391833 (1)-81	13-Sep-23	Day time	1	415	-	400-500	-	Pass
		2391833 (1)-82	13-Sep-23	Night time	1	405	-	400-500	-	Pass
17	Spot : Administration Building : Ground Floor : ไม้ะเจ้าหน้าที่ธุรการ	2391833 (1)-83	13-Sep-23	Day time	1	465	-	400-500	-	Pass
		2391833 (1)-84	13-Sep-23	Night time	1	420	-	400-500	-	Pass
18	Area : Administration Building : Ground Floor : ห้องน้ำชาย	2391833 (1)-85	13-Sep-23	Day time	1	505	503	50	100	Pass
		2391833 (1)-86	13-Sep-23	Day time	2	511				
		2391833 (1)-87	13-Sep-23	Day time	3	492				
		2391833 (1)-88	13-Sep-23	Night time	1	502	481	50	100	Pass
		2391833 (1)-89	13-Sep-23	Night time	2	510				
		2391833 (1)-90	13-Sep-23	Night time	3	430				
19	Area : Administration Building : Ground Floor : ห้องน้ำหญิง	2391833 (1)-91	13-Sep-23	Day time	1	452	433	50	100	Pass
		2391833 (1)-92	13-Sep-23	Day time	2	421				
		2391833 (1)-93	13-Sep-23	Day time	3	425				
		2391833 (1)-94	13-Sep-23	Night time	1	501	519	50	100	Pass
		2391833 (1)-95	13-Sep-23	Night time	2	520				
		2391833 (1)-96	13-Sep-23	Night time	3	535				

Measurement by : Norranon Tathongkham

Guideline : Notification of Department of Labour Protection and Welfare, B.E.2560 (2017) dated November 27, B.E.2560 (2017), and published in the Royal Government Gazette, Vol.135, Part 39D dated February 21 B.E.2561 (2018)

Technical Management Supot Salamteh, Section Head
Approved by Wichan Choonharat, Assistant Manager

The above results are valid only for the analyzed/tested sample(s) as indicated in this report. No part of this report or certificate may be reproduced in any form without written consent from the Laboratory. ALS Laboratory Group (Thailand) strongly recommends that this report is not reproduced except in full.

ADDRESS 104 Phatthanakan 40, Phatthanakan Rd., Khwaeng Phatthanakan, Khet Suan Luang, Bangkok 10250 Thailand | PHONE +66 0 2760 3000 | FAX +66 0 2760 3197
ALS LABORATORY GROUP (THAILAND) CO., LTD. **An ALS Limited Company**

Life Sciences www.alsglobal.com
RIGHT SOLUTIONS RIGHT PARTNER

Analysis / Test Report

Client : Gulf NLL2 Co., Ltd.
399 Moo 3, Nong La Lork, Ban Khai, Rayong Thailand 21120
P/O :
Project Name : Monitoring EIA
Project Location : GNLL2

Lot ID: 2391833 (2)
Date Received : Sep 15, 2023
Date Reported : Sep 21, 2023
Report Number: 2391833 (2)-1

GNLL2

Lay out No.	Location	Reference Number	Date	Time	No.	Illuminance (Lux) Spot	Illuminance (Lux) Average	Guideline Limit Spot/Min	Guideline Limit Average	Comment
1	Area : Control Building : 1st Floor : MCC Switchgear	2391833 (2)-1	13-Sep-23	Day time	1	716	359	100	200	Pass
		2391833 (2)-2	13-Sep-23	Day time	2	437				
		2391833 (2)-3	13-Sep-23	Day time	3	375				
		2391833 (2)-4	13-Sep-23	Day time	4	388				
		2391833 (2)-5	13-Sep-23	Day time	5	396				
		2391833 (2)-6	13-Sep-23	Day time	6	380				
		2391833 (2)-7	13-Sep-23	Day time	7	455				
		2391833 (2)-8	13-Sep-23	Day time	8	353				
		2391833 (2)-9	13-Sep-23	Day time	9	364				
		2391833 (2)-10	13-Sep-23	Day time	10	350				
		2391833 (2)-11	13-Sep-23	Day time	11	311				
		2391833 (2)-12	13-Sep-23	Day time	12	298				
		2391833 (2)-13	13-Sep-23	Day time	13	311				
		2391833 (2)-14	13-Sep-23	Day time	14	320				
		2391833 (2)-15	13-Sep-23	Day time	15	331				
		2391833 (2)-16	13-Sep-23	Day time	16	325				
		2391833 (2)-17	13-Sep-23	Day time	17	360				
		2391833 (2)-18	13-Sep-23	Day time	18	354				
		2391833 (2)-19	13-Sep-23	Night time	1	707	374	100	200	Pass
		2391833 (2)-20	13-Sep-23	Night time	2	442				
		2391833 (2)-21	13-Sep-23	Night time	3	511				
		2391833 (2)-22	13-Sep-23	Night time	4	505				
		2391833 (2)-23	13-Sep-23	Night time	5	366				
		2391833 (2)-24	13-Sep-23	Night time	6	352				
		2391833 (2)-25	13-Sep-23	Night time	7	635				
		2391833 (2)-26	13-Sep-23	Night time	8	411				
		2391833 (2)-27	13-Sep-23	Night time	9	365				
		2391833 (2)-28	13-Sep-23	Night time	10	340				
		2391833 (2)-29	13-Sep-23	Night time	11	303				
		2391833 (2)-30	13-Sep-23	Night time	12	301				
		2391833 (2)-31	13-Sep-23	Night time	13	328				
		2391833 (2)-32	13-Sep-23	Night time	14	311				
		2391833 (2)-33	13-Sep-23	Night time	15	320				
		2391833 (2)-34	13-Sep-23	Night time	16	311				
		2391833 (2)-35	13-Sep-23	Night time	17	343				
		2391833 (2)-36	13-Sep-23	Night time	18	350				

Measurement by : Norranon Tathongkham

Guideline : Notification of Department of Labour Protection and Welfare, B.E.2560 (2017) dated November 27, B.E.2560 (2017), and published in the Royal Government Gazette, Vol.135, Part 39D dated February 21 B.E.2561 (2018)

Technical Management Supot Salamteh, Section Head
Approved by Wichan Choonharat, Assistant Manager

The above results are valid only for the analyzed/tested sample(s) as indicated in this report. No part of this report or certificate may be reproduced in any form without written consent from the Laboratory. ALS Laboratory Group (Thailand) strongly recommends that this report is not reproduced except in full.

ADDRESS 104 Phatthanakan 40, Phatthanakan Rd., Khwaeng Phatthanakan, Khet Suan Luang, Bangkok 10250 Thailand | PHONE +66 0 2760 3000 | FAX +66 0 2760 3197
ALS LABORATORY GROUP (THAILAND) CO., LTD. **An ALS Limited Company**

Life Sciences www.alsglobal.com
RIGHT SOLUTIONS RIGHT PARTNER

Analysis / Test Report

Client : Gulf NLL2 Co., Ltd.
399 Moo 3, Nong La Lork, Ban Khai, Rayong Thailand 21120
P/O :
Project Name : Monitoring EIA
Project Location : GNLL2

Lot ID: 2391833 (3)
Date Received : Sep 15, 2023
Date Reported : Sep 21, 2023
Report Number: 2391833 (3)-1

GNLL2

Lay out No.	Location	Reference Number	Date	Time	No.	Illuminance (Lux) Spot	Illuminance (Lux) Average	Guideline Limit Spot/Min	Guideline Limit Average	Comment
1	Area : Control Building : 2nd Floor : Pantry Room	2391833 (3)-1	13-Sep-23	Day time	1	576	604	150	300	Pass
		2391833 (3)-2	13-Sep-23	Day time	2	633				
		2391833 (3)-3	13-Sep-23	Night time	1	585	607	150	300	Pass
		2391833 (3)-4	13-Sep-23	Night time	2	629				
2	Spot : Control Building : 2nd Floor : DCS Room : หน้าตู้ควบคุม	2391833 (3)-5	13-Sep-23	Day time	1	406	-	200-300	-	Pass
		2391833 (3)-6	13-Sep-23	Night time	1	420	-	200-300	-	Pass
3	Spot : Control Building : 2nd Floor : Utility Room : หน้าตู้ควบคุม	2391833 (3)-7	13-Sep-23	Day time	1	505	-	200-300	-	Pass
		2391833 (3)-8	13-Sep-23	Night time	1	487	-	200-300	-	Pass
4	Spot : Control Building : 2nd Floor : โต๊ะ Daytime 1	2391833 (3)-9	13-Sep-23	Day time	1	639	-	400-500	-	Pass
		2391833 (3)-10	13-Sep-23	Night time	1	625	-	400-500	-	Pass
5	Spot : Control Building : 2nd Floor : โต๊ะ Daytime 2	2391833 (3)-11	13-Sep-23	Day time	1	662	-	400-500	-	Pass
		2391833 (3)-12	13-Sep-23	Night time	1	642	-	400-500	-	Pass
6	Spot : Control Building : 2nd Floor : โต๊ะ Operation manager	2391833 (3)-13	13-Sep-23	Day time	1	780	-	400-500	-	Pass
		2391833 (3)-14	13-Sep-23	Night time	1	498	-	400-500	-	Pass
7	Spot : Control Building : 2nd Floor : โต๊ะควบคุมจอ DCS 1	2391833 (3)-15	13-Sep-23	Day time	1	422	-	400-500	-	Pass
		2391833 (3)-16	13-Sep-23	Night time	1	417	-	400-500	-	Pass
8	Spot : Control Building : 2nd Floor : โต๊ะควบคุมจอ DCS 2	2391833 (3)-17	13-Sep-23	Day time	1	526	-	400-500	-	Pass
		2391833 (3)-18	13-Sep-23	Night time	1	512	-	400-500	-	Pass
9	Spot : Control Building : 2nd Floor : โต๊ะทำงาน 1	2391833 (3)-19	13-Sep-23	Day time	1	620	-	400-500	-	Pass
		2391833 (3)-20	13-Sep-23	Night time	1	630	-	400-500	-	Pass
10	Spot : Control Building : 2nd Floor : โต๊ะทำงาน 2	2391833 (3)-21	13-Sep-23	Day time	1	534	-	400-500	-	Pass
		2391833 (3)-22	13-Sep-23	Night time	1	501	-	400-500	-	Pass

Technical Management Supot Salamteh, Section Head
Approved by Wichan Choonharat, Assistant Manager

The above results are valid only for the analyzed/tested sample(s) as indicated in this report. No part of this report or certificate may be reproduced in any form without written consent from the Laboratory. ALS Laboratory Group (Thailand) strongly recommends that this report is not reproduced except in full.

ADDRESS 104 Phatthanakan 40, Phatthanakan Rd., Khwaeng Phatthanakan, Khet Suan Luang, Bangkok 10250 Thailand PHONE +66 0 2760 3000 FAX +66 0 2760 3197
ALS LABORATORY GROUP (THAILAND) CO., LTD. **An ALS Limited Company**

Life Sciences www.alsglobal.com
RIGHT SOLUTIONS RIGHT PARTNER

Analysis / Test Report

Client : Gulf NLL2 Co., Ltd.
399 Moo 3, Nong La Lork, Ban Khai, Rayong Thailand 21120
P/O :
Project Name : Monitoring EIA
Project Location : GNLL2

Lot ID: 2391833 (3)
Date Received : Sep 15, 2023
Date Reported : Sep 21, 2023
Report Number: 2391833 (3)-1

GNLL2

Lay out No.	Location	Reference Number	Date	Time	No.	Illuminance (Lux) Spot	Illuminance (Lux) Average	Guideline Limit Spot/Min	Guideline Limit Average	Comment
11	Area : Control Building : 2nd Floor : ห้องน้ำชาย	2391833 (3)-23	13-Sep-23	Day time	1	217	282	50	100	Pass
		2391833 (3)-24	13-Sep-23	Day time	2	320				
		2391833 (3)-25	13-Sep-23	Day time	3	220				
		2391833 (3)-26	13-Sep-23	Day time	4	320				
		2391833 (3)-27	13-Sep-23	Day time	5	310				
		2391833 (3)-28	13-Sep-23	Day time	6	305				
		2391833 (3)-29	13-Sep-23	Night time	1	212	265	50	100	Pass
		2391833 (3)-30	13-Sep-23	Night time	2	280				
		2391833 (3)-31	13-Sep-23	Night time	3	205				
		2391833 (3)-32	13-Sep-23	Night time	4	300				
		2391833 (3)-33	13-Sep-23	Night time	5	305				
		2391833 (3)-34	13-Sep-23	Night time	6	290				

Measurement by : Norranon Tathongkham
Guideline : Notification of Department of Labour Protection and Welfare, B.E.2560 (2017) dated November 27, B.E.2560 (2017), and published in the Royal Government Gazette, Vol.135, Part 39D dated February 21 B.E.2561 (2018)

Technical Management Supot Salamteh, Section Head
Approved by Wichan Choonharat, Assistant Manager

The above results are valid only for the analyzed/tested sample(s) as indicated in this report. No part of this report or certificate may be reproduced in any form without written consent from the Laboratory. ALS Laboratory Group (Thailand) strongly recommends that this report is not reproduced except in full.

ADDRESS 104 Phatthanakan 40, Phatthanakan Rd., Khwaeng Phatthanakan, Khet Suan Luang, Bangkok 10250 Thailand PHONE +66 0 2760 3000 FAX +66 0 2760 3197
ALS LABORATORY GROUP (THAILAND) CO., LTD. **An ALS Limited Company**

Life Sciences www.alsglobal.com
RIGHT SOLUTIONS RIGHT PARTNER

Analysis / Test Report

Client : Gulf NLL2 Co., Ltd.
399 Moo 3, Nong La Lork, Ban Khai, Rayong Thailand 21120
P/O :
Project Name : Monitoring EIA
Project Location : GNLL2

Lot ID: 2391833 (4)
Date Received : Sep 15, 2023
Date Reported : Sep 21, 2023
Report Number: 2391833 (4)-1

GNLL2

Lay out No.	Location	Reference Number	Date	Time	No.	Illuminance (Lux) Spot	Illuminance (Lux) Average	Guideline Limit Spot/Min	Guideline Limit Average	Comment
1	Area : Control Building : Gas metering station : Gas metering Control Room	2391833 (4)-1	13-Sep-23	Day time	1	572	569	100	200	Pass
		2391833 (4)-2	13-Sep-23	Day time	2	566				
		2391833 (4)-3	13-Sep-23	Night time	1	559	560	100	200	Pass
		2391833 (4)-4	13-Sep-23	Night time	2	560				
2	Area : Control Building : Gas metering station : Storage Room	2391833 (4)-5	13-Sep-23	Day time	1	669	694	50	100	Pass
		2391833 (4)-6	13-Sep-23	Day time	2	720				
		2391833 (4)-7	13-Sep-23	Night time	1	634	672	50	100	Pass
		2391833 (4)-8	13-Sep-23	Night time	2	710				

Measurement by : Norranon Tathongkham
Guideline : Notification of Department of Labour Protection and Welfare, B.E.2560 (2017) dated November 27, B.E.2560 (2017), and published in the Royal Government Gazette, Vol.135, Part 39D dated February 21 B.E.2561 (2018)

Technical Management Supot Salamteh, Section Head
Approved by Wichan Choonharat, Assistant Manager

The above results are valid only for the analyzed/tested sample(s) as indicated in this report. No part of this report or certificate may be reproduced in any form without written consent from the Laboratory. ALS Laboratory Group (Thailand) strongly recommends that this report is not reproduced except in full.

ADDRESS 104 Phatthanakan 40, Phatthanakan Rd., Khwaeng Phatthanakan, Khet Suan Luang, Bangkok 10250 Thailand PHONE +66 0 2760 3000 FAX +66 0 2760 3197
ALS LABORATORY GROUP (THAILAND) CO., LTD. **An ALS Limited Company**

Life Sciences www.alsglobal.com
RIGHT SOLUTIONS RIGHT PARTNER

Analysis / Test Report

Client : Gulf NLL2 Co., Ltd.
399 Moo 3, Nong La Lork, Ban Khai, Rayong Thailand 21120
P/O :
Project Name : Monitoring EIA
Project Location : GNLL2

Lot ID: 2391833 (5)
Date Received : Sep 15, 2023
Date Reported : Sep 21, 2023
Report Number: 2391833 (5)-1

GNLL2

Lay out No.	Location	Reference Number	Date	Time	No.	Illuminance (Lux) Spot	Illuminance (Lux) Average	Guideline Limit Spot/Min	Guideline Limit Average	Comment
1	Area : Guard House : ป้อม รปภ.	2391833 (5)-1	13-Sep-23	Day time	1	861	796	-	100	Pass
		2391833 (5)-2	13-Sep-23	Day time	2	732				
		2391833 (5)-3	13-Sep-23	Night time	1	499	496	-	100	Pass
		2391833 (5)-4	13-Sep-23	Night time	2	492				

Measurement by : Norranon Tathongkham
Guideline : Notification of Department of Labour Protection and Welfare, B.E.2560 (2017) dated November 27, B.E.2560 (2017), and published in the Royal Government Gazette, Vol.135, Part 39D dated February 21 B.E.2561 (2018)

Technical Management Supot Salamteh, Section Head
Approved by Wichan Choonharat, Assistant Manager

The above results are valid only for the analyzed/tested sample(s) as indicated in this report. No part of this report or certificate may be reproduced in any form without written consent from the Laboratory. ALS Laboratory Group (Thailand) strongly recommends that this report is not reproduced except in full.

ADDRESS 104 Phatthanakan 40, Phatthanakan Rd., Khwaeng Phatthanakan, Khet Suan Luang, Bangkok 10250 Thailand PHONE +66 0 2760 3000 FAX +66 0 2760 3197
ALS LABORATORY GROUP (THAILAND) CO., LTD. **An ALS Limited Company**

Life Sciences www.alsglobal.com
RIGHT SOLUTIONS RIGHT PARTNER

Analysis / Test Report

Client : Gulf NLL2 Co., Ltd.
399 Moo 3, Nong La Lork, Ban Khai, Rayong Thailand 21120
P/O :
Project Name : Monitoring EIA
Project Location : GNLL2

Lot ID: 2391833 (6)
Date Received : Sep 15, 2023
Date Reported : Sep 21, 2023
Report Number: 2391833 (6)-1

GNLL2

Lay out No.	Location	Reference Number	Date	Time	No.	Illuminance (Lux) Spot	Illuminance (Lux) Average	Guideline Limit Spot/Min	Guideline Limit Average	Comment
1	Area : Substation Building : Substation Room	2391833 (6)-1	13-Sep-23	Day time	1	452	464	100	200	Pass
		2391833 (6)-2	13-Sep-23	Day time	2	487				
		2391833 (6)-3	13-Sep-23	Day time	3	499				
		2391833 (6)-4	13-Sep-23	Day time	4	465				
		2391833 (6)-5	13-Sep-23	Day time	5	471				
		2391833 (6)-6	13-Sep-23	Day time	6	433				
		2391833 (6)-7	13-Sep-23	Day time	7	442				
		2391833 (6)-8	13-Sep-23	Night time	1	443	446	100	200	Pass
		2391833 (6)-9	13-Sep-23	Night time	2	477				
		2391833 (6)-10	13-Sep-23	Night time	3	480				
		2391833 (6)-11	13-Sep-23	Night time	4	440				
		2391833 (6)-12	13-Sep-23	Night time	5	450				
		2391833 (6)-13	13-Sep-23	Night time	6	410				
		2391833 (6)-14	13-Sep-23	Night time	7	425				
2	Area : Substation Building : Switchgear Room	2391833 (6)-15	13-Sep-23	Day time	1	429	457	100	200	Pass
		2391833 (6)-16	13-Sep-23	Day time	2	401				
		2391833 (6)-17	13-Sep-23	Day time	3	511				
		2391833 (6)-18	13-Sep-23	Day time	4	456				
		2391833 (6)-19	13-Sep-23	Day time	5	486				
		2391833 (6)-20	13-Sep-23	Night time	1	407	442	100	200	Pass
		2391833 (6)-21	13-Sep-23	Night time	2	395				
		2391833 (6)-22	13-Sep-23	Night time	3	490				
		2391833 (6)-23	13-Sep-23	Night time	4	440				
		2391833 (6)-24	13-Sep-23	Night time	5	480				
3	Area : Substation Building : Terminal Sub	2391833 (6)-25	13-Sep-23	Day time	1	317	349	100	200	Pass
		2391833 (6)-26	13-Sep-23	Day time	2	346				
		2391833 (6)-27	13-Sep-23	Day time	3	364				
		2391833 (6)-28	13-Sep-23	Day time	4	370				
		2391833 (6)-29	13-Sep-23	Night time	1	310	345	100	200	Pass
		2391833 (6)-30	13-Sep-23	Night time	2	344				
		2391833 (6)-31	13-Sep-23	Night time	3	360				
		2391833 (6)-32	13-Sep-23	Night time	4	365				

Measurement by : Norranon Tathongkham

Guideline : Notification of Department of Labour Protection and Welfare, B.E.2560 (2017) dated November 27, B.E.2560 (2017), and published in the Royal Government Gazette, Vol.135, Part 39D dated February 21 B.E.2561 (2018)

Technical Management Supot Salamteh, Section Head

Approved by Wichan Choonharat, Assistant Manager

The above results are valid only for the analyzed/tested sample(s) as indicated in this report. No part of this report or certificate may be reproduced in any form without written consent from the Laboratory. ALS Laboratory Group (Thailand) strongly recommends that this report is not reproduced except in full.

ADDRESS 104 Phatthanakan 40, Phatthanakan Rd., Khwaeng Phatthanakan, Khet Suan Luang, Bangkok 10250 Thailand : PHONE +66 0 2760 3000 : FAX +66 0 2760 3197
ALS LABORATORY GROUP (THAILAND) CO., LTD. **An ALS Limited Company**

Analysis / Test Report

Client : Gulf NLL2 Co., Ltd.
399 Moo 3, Nong La Lork, Ban Khai, Rayong Thailand 21120
P/O :
Project Name : Monitoring EIA
Project Location : GNLL2

Lot ID: 2391833 (7)
Date Received : Sep 15, 2023
Date Reported : Sep 21, 2023
Report Number: 2391833 (7)-1

GNLL2

Lay out No.	Location	Reference Number	Date	Time	No.	Illuminance (Lux) Spot	Illuminance (Lux) Average	Guideline Limit Spot/Min	Guideline Limit Average	Comment
1	Spot : Water Treatment Control Building Ground Floor : Laboratory Room : โต๊ะวัด pH	2391833 (7)-1	13-Sep-23	Day time	1	526	-	150-300	-	Pass
		2391833 (7)-2	13-Sep-23	Night time	1	448	-	150-300	-	Pass
2	Area : Water Treatment Control Building Ground Floor : WTP Control Room	2391833 (7)-3	13-Sep-23	Day time	1	538	466	100	200	Pass
		2391833 (7)-4	13-Sep-23	Day time	2	412				
		2391833 (7)-5	13-Sep-23	Day time	3	455				
		2391833 (7)-6	13-Sep-23	Day time	4	469				
		2391833 (7)-7	13-Sep-23	Day time	5	456				
		2391833 (7)-8	13-Sep-23	Night time	1	536	544	100	200	Pass
		2391833 (7)-9	13-Sep-23	Night time	2	529				
		2391833 (7)-10	13-Sep-23	Night time	3	566				
		2391833 (7)-11	13-Sep-23	Night time	4	541				
		2391833 (7)-12	13-Sep-23	Night time	5	549				
3	Spot : Water Treatment Control Building Ground Floor : โต๊ะ Chemist	2391833 (7)-13	13-Sep-23	Day time	1	443	-	400-500	-	Pass
		2391833 (7)-14	13-Sep-23	Night time	1	596	-	400-500	-	Pass

Measurement by : Norranon Tathongkham

Guideline : Notification of Department of Labour Protection and Welfare, B.E.2560 (2017) dated November 27, B.E.2560 (2017), and published in the Royal Government Gazette, Vol.135, Part 39D dated February 21 B.E.2561 (2018)

Technical Management Supot Salamteh, Section Head

Approved by Wichan Choonharat, Assistant Manager

The above results are valid only for the analyzed/tested sample(s) as indicated in this report. No part of this report or certificate may be reproduced in any form without written consent from the Laboratory. ALS Laboratory Group (Thailand) strongly recommends that this report is not reproduced except in full.

ADDRESS 104 Phatthanakan 40, Phatthanakan Rd., Khwaeng Phatthanakan, Khet Suan Luang, Bangkok 10250 Thailand : PHONE +66 0 2760 3000 : FAX +66 0 2760 3197
ALS LABORATORY GROUP (THAILAND) CO., LTD. **An ALS Limited Company**

Analysis / Test Report

Client : Gulf NLL2 Co., Ltd.
399 Moo 3, Nong La Lork, Ban Khai, Rayong Thailand 21120
P/O :
Project Name : Monitoring EIA
Project Location : GNLL2

Lot ID: 2391833 (8)
Date Received : Sep 15, 2023
Date Reported : Sep 21, 2023
Report Number: 2391833 (8)-1

GNLL2

Lay out No.	Location	Reference Number	Date	Time	No.	Illuminance (Lux) Spot	Illuminance (Lux) Average	Guideline Limit Spot/Min	Guideline Limit Average	Comment
1	Spot : Workshop Building : 1st Floor : Copy Machine	2391833 (8)-1	13-Sep-23	Day time	1	317	-	300-400	-	Pass
		2391833 (8)-2	13-Sep-23	Night time	1	303	-	300-400	-	Pass
2	Area : Workshop Building : 1st Floor : Document Room	2391833 (8)-3	13-Sep-23	Day time	1	359	358	150	300	Pass
		2391833 (8)-4	13-Sep-23	Day time	2	356				
		2391833 (8)-5	13-Sep-23	Night time	1	310	310	150	300	Pass
		2391833 (8)-6	13-Sep-23	Night time	2	309				
3	Area : Workshop Building : 1st Floor : Meeting Room	2391833 (8)-7	13-Sep-23	Day time	1	408	414	150	300	Pass
		2391833 (8)-8	13-Sep-23	Day time	2	445				
		2391833 (8)-9	13-Sep-23	Day time	3	411				
		2391833 (8)-10	13-Sep-23	Day time	4	402				
		2391833 (8)-11	13-Sep-23	Day time	5	415				
		2391833 (8)-12	13-Sep-23	Day time	6	410				
		2391833 (8)-13	13-Sep-23	Day time	7	409				
		2391833 (8)-14	13-Sep-23	Day time	8	416				
		2391833 (8)-15	13-Sep-23	Night time	1	412	429	150	300	Pass
		2391833 (8)-16	13-Sep-23	Night time	2	455				
		2391833 (8)-17	13-Sep-23	Night time	3	438				
		2391833 (8)-18	13-Sep-23	Night time	4	431				
		2391833 (8)-19	13-Sep-23	Night time	5	425				
		2391833 (8)-20	13-Sep-23	Night time	6	430				
		2391833 (8)-21	13-Sep-23	Night time	7	419				
		2391833 (8)-22	13-Sep-23	Night time	8	420				
4	Area : Workshop Building : 1st Floor : Pantry Room	2391833 (8)-23	13-Sep-23	Day time	1	279	387	150	300	Pass
		2391833 (8)-24	13-Sep-23	Day time	2	455				
		2391833 (8)-25	13-Sep-23	Day time	3	402				
		2391833 (8)-26	13-Sep-23	Day time	4	411				
		2391833 (8)-27	13-Sep-23	Night time	1	361	536	150	300	Pass
		2391833 (8)-28	13-Sep-23	Night time	2	713				
		2391833 (8)-29	13-Sep-23	Night time	3	566				
		2391833 (8)-30	13-Sep-23	Night time	4	505				
5	Spot : Workshop Building : 1st Floor : โต๊ะ Electrical Engineer 2	2391833 (8)-31	13-Sep-23	Day time	1	442	-	400-500	-	Pass
		2391833 (8)-32	13-Sep-23	Night time	1	422	-	400-500	-	Pass
6	Spot : Workshop Building : 1st Floor : โต๊ะ C&I Engineer 1	2391833 (8)-33	13-Sep-23	Day time	1	455	-	400-500	-	Pass
		2391833 (8)-34	13-Sep-23	Night time	1	485	-	400-500	-	Pass
7	Spot : Workshop Building : 1st Floor : โต๊ะ C&I Engineer 2	2391833 (8)-35	13-Sep-23	Day time	1	405	-	400-500	-	Pass
		2391833 (8)-36	13-Sep-23	Night time	1	437	-	400-500	-	Pass

Technical Management Supot Salamteh, Section Head

Approved by Wichan Choonharat, Assistant Manager

The above results are valid only for the analyzed/tested sample(s) as indicated in this report. No part of this report or certificate may be reproduced in any form without written consent from the Laboratory. ALS Laboratory Group (Thailand) strongly recommends that this report is not reproduced except in full.

ADDRESS 104 Phatthanakan 40, Phatthanakan Rd., Khwaeng Phatthanakan, Khet Suan Luang, Bangkok 10250 Thailand : PHONE +66 0 2760 3000 : FAX +66 0 2760 3197
ALS LABORATORY GROUP (THAILAND) CO., LTD. **An ALS Limited Company**

Analysis / Test Report

Client : Gulf NLL2 Co., Ltd.
399 Moo 3, Nong La Lork, Ban Khai, Rayong Thailand 21120
P/O :
Project Name : Monitoring EIA
Project Location : GNLL2

Lot ID: 2391833 (8)
Date Received : Sep 15, 2023
Date Reported : Sep 21, 2023
Report Number: 2391833 (6)-1

GNLL2

Lay out No.	Location	Reference Number	Date	Time	No.	Illuminance (Lux) Spot	Illuminance (Lux) Average	Guideline Limit Spot/Min	Guideline Limit Average	Comment
8	Spot : Workshop Building : 1st Floor : โต๊ะ C&I Leader	2391833 (8)-37	13-Sep-23	Day time	1	498	-	400-500	-	Pass
		2391833 (8)-38	13-Sep-23	Night time	1	440	-	400-500	-	Pass
9	Spot : Workshop Building : 1st Floor : โต๊ะ Electrical Engineer 1	2391833 (8)-39	13-Sep-23	Day time	1	412	-	400-500	-	Pass
		2391833 (8)-40	13-Sep-23	Night time	1	410	-	400-500	-	Pass
10	Spot : Workshop Building : 1st Floor : โต๊ะ Electrical Leader	2391833 (8)-41	13-Sep-23	Day time	1	476	-	400-500	-	Pass
		2391833 (8)-42	13-Sep-23	Night time	1	427	-	400-500	-	Pass
11	Spot : Workshop Building : 1st Floor : โต๊ะ Maintenace Manager	2391833 (8)-43	13-Sep-23	Day time	1	550	-	400-500	-	Pass
		2391833 (8)-44	13-Sep-23	Night time	1	426	-	400-500	-	Pass
12	Spot : Workshop Building : 1st Floor : โต๊ะ Mechanical Engineer 1	2391833 (8)-45	13-Sep-23	Day time	1	405	-	400-500	-	Pass
		2391833 (8)-46	13-Sep-23	Night time	1	409	-	400-500	-	Pass
13	Spot : Workshop Building : 1st Floor : โต๊ะ Mechanical Engineer 2	2391833 (8)-47	13-Sep-23	Day time	1	402	-	400-500	-	Pass
		2391833 (8)-48	13-Sep-23	Night time	1	404	-	400-500	-	Pass
14	Spot : Workshop Building : 1st Floor : โต๊ะ Mechanical Leader	2391833 (8)-49	13-Sep-23	Day time	1	421	-	400-500	-	Pass
		2391833 (8)-50	13-Sep-23	Night time	1	415	-	400-500	-	Pass
15	Spot : Workshop Building : 1st Floor : โต๊ะ Spare 1	2391833 (8)-51	13-Sep-23	Day time	1	447	-	400-500	-	Pass
		2391833 (8)-52	13-Sep-23	Night time	1	418	-	400-500	-	Pass
16	Spot : Workshop Building : 1st Floor : โต๊ะ Spare 2	2391833 (8)-53	13-Sep-23	Day time	1	434	-	400-500	-	Pass
		2391833 (8)-54	13-Sep-23	Night time	1	419	-	400-500	-	Pass
17	Spot : Workshop Building : 1st Floor : โต๊ะ Spare 3	2391833 (8)-55	13-Sep-23	Day time	1	405	-	400-500	-	Pass
		2391833 (8)-56	13-Sep-23	Night time	1	400	-	400-500	-	Pass
18	Area : Workshop Building : 1st Floor : ห้องน้ำชาย	2391833 (8)-57	13-Sep-23	Day time	1	455	514	50	100	Pass
		2391833 (8)-58	13-Sep-23	Day time	2	552				
		2391833 (8)-59	13-Sep-23	Day time	3	536				
		2391833 (8)-60	13-Sep-23	Day time	4	511				
		2391833 (8)-61	13-Sep-23	Night time	1	391	411	50	100	Pass
		2391833 (8)-62	13-Sep-23	Night time	2	430				
		2391833 (8)-63	13-Sep-23	Night time	3	421				
		2391833 (8)-64	13-Sep-23	Night time	4	401				
19	Area : Workshop Building : 1st Floor : ห้องน้ำหญิง	2391833 (8)-65	13-Sep-23	Day time	1	209	210	50	100	Pass
		2391833 (8)-66	13-Sep-23	Day time	2	212				
		2391833 (8)-67	13-Sep-23	Night time	1	224	220	50	100	Pass
		2391833 (8)-68	13-Sep-23	Night time	2	215				

Technical Management Supot Salamteh, Section Head

Approved by Wichan Choonharat, Assistant Manager

The above results are valid only for the analyzed/tested sample(s) as indicated in this report. No part of this report or certificate may be reproduced in any form without written consent from the Laboratory. ALS Laboratory Group (Thailand) strongly recommends that this report is not reproduced except in full.

ADDRESS 104 Phatthanakan 40, Phatthanakan Rd., Khwaeng Phatthanakan, Khet Suan Luang, Bangkok 10250 Thailand : PHONE +66 0 2760 3000 : FAX +66 0 2760 3197
ALS LABORATORY GROUP (THAILAND) CO., LTD. **An ALS Limited Company**

Analysis / Test Report

Client : Gulf NLL2 Co., Ltd.
399 Moo 3, Nong La Lork, Ban Khai, Rayong Thailand 21120
P/O :
Project Name : Monitoring EIA
Project Location: GNLL2

Lot ID: 2391833 (8)
Date Received : Sep 15, 2023
Date Reported : Sep 21, 2023
Report Number: 2391833 (8)-1

GNLL2

Lay out No.	Location	Reference Number	Date	Time	No.	Illuminance (Lux) Spot	Illuminance (Lux) Average	Guideline Limit Spot/Min	Guideline Limit Average	Comment

Measurement by : Norranon Tathongkham

Guideline : Notification of Department of Labour Protection and Welfare, B.E.2560 (2017) dated November 27, B.E.2560 (2017), and published in the Royal Government Gazette, Vol.135, Part 39D dated February 21 B.E.2561 (2018)

Technical Management Supot Salamteh, Section Head
Approved by Wichan Choonharat, Assistant Manager

The above results are valid only for the analysed/tested sample(s) as indicated in this report. No part of this report or certificate may be reproduced in any form without written consent from the Laboratory. ALS Laboratory Group (Thailand) strongly recommends that the report is not reproduced except in full.

ADDRESS 104 Phatthanakan 40, Phatthanakan Rd., Khwaeng Phatthanakan, Khet Suan Luang, Bangkok 10250 Thailand | PHONE +66 0 2760 3000 | FAX +66 0 2760 3197
ALS LABORATORY GROUP (THAILAND) CO., LTD. **An ALS Limited Company**

Life Sciences www.alsglobal.com
RIGHT SOLUTIONS RIGHT PARTNER

Analysis / Test Report

Client : Gulf NLL2 Co., Ltd.
399 Moo 3, Nong La Lork, Ban Khai, Rayong Thailand 21120
P/O :
Project Name : Monitoring EIA
Project Location: GNLL2

Lot ID: 2391833 (9)
Date Received : Sep 15, 2023
Date Reported : Sep 21, 2023
Report Number: 2391833 (9)-1

GNLL2

Lay out No.	Location	Reference Number	Date	Time	No.	Illuminance (Lux) Spot	Illuminance (Lux) Average	Guideline Limit Spot/Min	Guideline Limit Average	Comment
1	Area : Workshop Building : Ground Floor : Warehouse ชั้นล่าง	2391833 (9)-1	13-Sep-23	Day time	1	217	296	50	100	Pass
		2391833 (9)-2	13-Sep-23	Day time	2	215				
		2391833 (9)-3	13-Sep-23	Day time	3	220				
		2391833 (9)-4	13-Sep-23	Day time	4	236				
		2391833 (9)-5	13-Sep-23	Day time	5	240				
		2391833 (9)-6	13-Sep-23	Day time	6	239				
		2391833 (9)-7	13-Sep-23	Day time	7	250				
		2391833 (9)-8	13-Sep-23	Day time	8	242				
		2391833 (9)-9	13-Sep-23	Day time	9	241				
		2391833 (9)-10	13-Sep-23	Day time	10	239				
		2391833 (9)-11	13-Sep-23	Day time	11	327				
		2391833 (9)-12	13-Sep-23	Day time	12	331				
		2391833 (9)-13	13-Sep-23	Day time	13	330				
		2391833 (9)-14	13-Sep-23	Day time	14	342				
		2391833 (9)-15	13-Sep-23	Day time	15	310				
		2391833 (9)-16	13-Sep-23	Day time	16	321				
		2391833 (9)-17	13-Sep-23	Day time	17	309				
		2391833 (9)-18	13-Sep-23	Day time	18	312				
2	Area : Workshop Building : Ground Floor : Control & Instrument workshop	2391833 (9)-19	13-Sep-23	Day time	1	341	359	100	200	Pass
		2391833 (9)-20	13-Sep-23	Day time	2	390				
		2391833 (9)-21	13-Sep-23	Day time	3	356				
		2391833 (9)-22	13-Sep-23	Day time	4	349				
3	Area : Workshop Building : Ground Floor : Electrical Control Room	2391833 (9)-23	13-Sep-23	Day time	1	229	232	100	200	Pass
		2391833 (9)-24	13-Sep-23	Day time	2	235				
		2391833 (9)-25	13-Sep-23	Night time	1	208	219	100	200	Pass
		2391833 (9)-26	13-Sep-23	Night time	2	230				
4	Area : Workshop Building : Ground Floor : LTSA Room	2391833 (9)-27	13-Sep-23	Day time	1	379	391	50	100	Pass
		2391833 (9)-28	13-Sep-23	Day time	2	384				
		2391833 (9)-29	13-Sep-23	Day time	3	366				
		2391833 (9)-30	13-Sep-23	Day time	4	402				
		2391833 (9)-31	13-Sep-23	Day time	5	412				
		2391833 (9)-32	13-Sep-23	Day time	6	409				
		2391833 (9)-33	13-Sep-23	Day time	7	394				
		2391833 (9)-34	13-Sep-23	Day time	8	381				
5	Area : Workshop Building : Ground Floor : Server Room	2391833 (9)-35	13-Sep-23	Day time	1	276	278	100	200	Pass
		2391833 (9)-36	13-Sep-23	Day time	2	280				
		2391833 (9)-37	13-Sep-23	Night time	1	290	285	100	200	Pass
		2391833 (9)-38	13-Sep-23	Night time	2	280				

Technical Management Supot Salamteh, Section Head
Approved by Wichan Choonharat, Assistant Manager

The above results are valid only for the analysed/tested sample(s) as indicated in this report. No part of this report or certificate may be reproduced in any form without written consent from the Laboratory. ALS Laboratory Group (Thailand) strongly recommends that this report is not reproduced except in full.

ADDRESS 104 Phatthanakan 40, Phatthanakan Rd., Khwaeng Phatthanakan, Khet Suan Luang, Bangkok 10250 Thailand | PHONE +66 0 2760 3000 | FAX +66 0 2760 3197
ALS LABORATORY GROUP (THAILAND) CO., LTD. **An ALS Limited Company**

Life Sciences www.alsglobal.com
RIGHT SOLUTIONS RIGHT PARTNER

Analysis / Test Report

Client : Gulf NLL2 Co., Ltd.
399 Moo 3, Nong La Lork, Ban Khai, Rayong Thailand 21120
P/O :
Project Name : Monitoring EIA
Project Location: GNLL2

Lot ID: 2391833 (9)
Date Received : Sep 15, 2023
Date Reported : Sep 21, 2023
Report Number: 2391833 (9)-1

GNLL2

Lay out No.	Location	Reference Number	Date	Time	No.	Illuminance (Lux) Spot	Illuminance (Lux) Average	Guideline Limit Spot/Min	Guideline Limit Average	Comment
6	Area : Workshop Building : Ground Floor : Temp Control part Room	2391833 (9)-39	13-Sep-23	Day time	1	447	418	100	200	Pass
		2391833 (9)-40	13-Sep-23	Day time	2	396				
		2391833 (9)-41	13-Sep-23	Day time	3	433				
		2391833 (9)-42	13-Sep-23	Day time	4	402				
		2391833 (9)-43	13-Sep-23	Day time	5	427				
		2391833 (9)-44	13-Sep-23	Day time	6	400				
7	Spot : Workshop Building : Ground Floor : โต๊ะเจ้าหน้าที่คลังพัสดุ	2391833 (9)-45	13-Sep-23	Day time	1	458	-	400-500	-	Pass
9	Area : Workshop Building : Ground Floor : ทางเดิน	2391833 (9)-46	13-Sep-23	Day time	1	422	375	50	100	Pass
		2391833 (9)-47	13-Sep-23	Day time	2	411				
		2391833 (9)-48	13-Sep-23	Day time	3	409				
		2391833 (9)-49	13-Sep-23	Day time	4	315				
		2391833 (9)-50	13-Sep-23	Day time	5	362				
		2391833 (9)-51	13-Sep-23	Day time	6	370				
		2391833 (9)-52	13-Sep-23	Day time	7	351				
		2391833 (9)-53	13-Sep-23	Day time	8	360				
		2391833 (9)-54	13-Sep-23	Night time	1	419	318	50	100	Pass
		2391833 (9)-55	13-Sep-23	Night time	2	311				
		2391833 (9)-56	13-Sep-23	Night time	3	320				
		2391833 (9)-57	13-Sep-23	Night time	4	290				
		2391833 (9)-58	13-Sep-23	Night time	5	299				
		2391833 (9)-59	13-Sep-23	Night time	6	311				
		2391833 (9)-60	13-Sep-23	Night time	7	300				
		2391833 (9)-61	13-Sep-23	Night time	8	290				
10	Area : Workshop Building : Ground Floor : ห้องน้ำชาย	2391833 (9)-62	13-Sep-23	Day time	1	462	484	50	100	Pass
		2391833 (9)-63	13-Sep-23	Day time	2	505				
		2391833 (9)-64	13-Sep-23	Day time	3	486				
		2391833 (9)-65	13-Sep-23	Night time	1	367	417	50	100	Pass
		2391833 (9)-66	13-Sep-23	Night time	2	490				
		2391833 (9)-67	13-Sep-23	Night time	3	395				
11	Area : Workshop Building : Ground Floor : ห้องน้ำหญิง	2391833 (9)-68	13-Sep-23	Day time	1	669	588	50	100	Pass
		2391833 (9)-69	13-Sep-23	Day time	2	546				
		2391833 (9)-70	13-Sep-23	Day time	3	550				
		2391833 (9)-71	13-Sep-23	Night time	1	509	447	50	100	Pass
		2391833 (9)-72	13-Sep-23	Night time	2	421				
		2391833 (9)-73	13-Sep-23	Night time	3	411				

Measurement by : Norranon Tathongkham

Technical Management Supot Salamteh, Section Head
Approved by Wichan Choonharat, Assistant Manager

The above results are valid only for the analysed/tested sample(s) as indicated in this report. No part of this report or certificate may be reproduced in any form without written consent from the Laboratory. ALS Laboratory Group (Thailand) strongly recommends that this report is not reproduced except in full.

ADDRESS 104 Phatthanakan 40, Phatthanakan Rd., Khwaeng Phatthanakan, Khet Suan Luang, Bangkok 10250 Thailand | PHONE +66 0 2760 3000 | FAX +66 0 2760 3197
ALS LABORATORY GROUP (THAILAND) CO., LTD. **An ALS Limited Company**

Life Sciences www.alsglobal.com
RIGHT SOLUTIONS RIGHT PARTNER

Analysis / Test Report

Client : Gulf NLL2 Co., Ltd.
399 Moo 3, Nong La Lork, Ban Khai, Rayong Thailand 21120
P/O :
Project Name : Monitoring EIA
Project Location: GNLL2

Lot ID: 2391833 (9)
Date Received : Sep 15, 2023
Date Reported : Sep 21, 2023
Report Number: 2391833 (9)-1

GNLL2

Lay out No.	Location	Reference Number	Date	Time	No.	Illuminance (Lux) Spot	Illuminance (Lux) Average	Guideline Limit Spot/Min	Guideline Limit Average	Comment

Guideline : Notification of Department of Labour Protection and Welfare, B.E.2560 (2017) dated November 27, B.E.2560 (2017), and published in the Royal Government Gazette, Vol.135, Part 39D dated February 21 B.E.2561 (2018)

Technical Management Supot Salamteh, Section Head
Approved by Wichan Choonharat, Assistant Manager

The above results are valid only for the analysed/tested sample(s) as indicated in this report. No part of this report or certificate may be reproduced in any form without written consent from the Laboratory. ALS Laboratory Group (Thailand) strongly recommends that this report is not reproduced except in full.

ADDRESS 104 Phatthanakan 40, Phatthanakan Rd., Khwaeng Phatthanakan, Khet Suan Luang, Bangkok 10250 Thailand | PHONE +66 0 2760 3000 | FAX +66 0 2760 3197
ALS LABORATORY GROUP (THAILAND) CO., LTD. **An ALS Limited Company**

Life Sciences www.alsglobal.com
RIGHT SOLUTIONS RIGHT PARTNER

Analysis / Test Report

Client : Gulf NLL2 Co., Ltd.
399 Moo 3, Nong La Lork, Ban Khai, Rayong Thailand 21120
P/O :
Project Name : Monitoring EIA
Project Location : GNLL2

Lot ID: 23135615 (1)
Date Received : Dec 08, 2023
Date Reported : Dec 11, 2023
Report Number: 23135615 (1)-1

GNLL2

Lay out No.	Location	Reference Number	Date	Time	No.	Illuminance (Lux) Spot	Illuminance (Lux) Average	Guideline Limit Spot/Min	Guideline Limit Average	Comment
1	Spot : Administration Building : Ground Floor : Copy Machine	23135615 (1)-1	6-Dec-23	Day time	1	553	-	300-400	-	Pass
		23135615 (1)-2	6-Dec-23	Night time	1	475	-	300-400	-	Pass
2	Area : Administration Building : Ground Floor : Document Room	23135615 (1)-3	6-Dec-23	Day time	1	433	426	150	300	Pass
		23135615 (1)-4	6-Dec-23	Day time	2	420				
		23135615 (1)-5	6-Dec-23	Night time	1	393	388	150	300	Pass
		23135615 (1)-6	6-Dec-23	Night time	2	384				
3	Area : Administration Building : Ground Floor : Electrical Control Room	23135615 (1)-7	6-Dec-23	Day time	1	485	489	100	200	Pass
		23135615 (1)-8	6-Dec-23	Day time	2	493				
		23135615 (1)-9	6-Dec-23	Night time	1	419	421	100	200	Pass
		23135615 (1)-10	6-Dec-23	Night time	2	423				
4	Spot : Administration Building : Ground Floor : Environment Health & Safety Manager Room	23135615 (1)-11	6-Dec-23	Day time	1	492	-	400-500	-	Pass
		23135615 (1)-12	6-Dec-23	Night time	1	434	-	400-500	-	Pass
5	Area : Administration Building : Ground Floor : First Aid Room	23135615 (1)-13	6-Dec-23	Day time	1	313	321	150	300	Pass
		23135615 (1)-14	6-Dec-23	Day time	2	329				
		23135615 (1)-15	6-Dec-23	Night time	1	311	316	150	300	Pass
		23135615 (1)-16	6-Dec-23	Night time	2	320				
6	Spot : Administration Building : Ground Floor : Human resource & Admin Manager Room	23135615 (1)-17	6-Dec-23	Day time	1	474	-	400-500	-	Pass
		23135615 (1)-18	6-Dec-23	Night time	1	432	-	400-500	-	Pass
7	Area : Administration Building : Ground Floor : Meeting Room 1	23135615 (1)-19	6-Dec-23	Day time	1	315	315	150	300	Pass
		23135615 (1)-20	6-Dec-23	Day time	2	329				
		23135615 (1)-21	6-Dec-23	Day time	3	304				
		23135615 (1)-22	6-Dec-23	Day time	4	321				
		23135615 (1)-23	6-Dec-23	Day time	5	309				
		23135615 (1)-24	6-Dec-23	Day time	6	311				
		23135615 (1)-25	6-Dec-23	Night time	1	309	309	150	300	Pass
		23135615 (1)-26	6-Dec-23	Night time	2	312				
		23135615 (1)-27	6-Dec-23	Night time	3	302				
		23135615 (1)-28	6-Dec-23	Night time	4	314				
		23135615 (1)-29	6-Dec-23	Night time	5	308				
		23135615 (1)-30	6-Dec-23	Night time	6	310				

Technical Management Supot Salamteh, Section Head
Approved by Wichan Choonharat, Assistant Manager

Results apply to the sample(s) as submitted, unless the sampling was conducted by ALS. No part of this report may be reproduced in any form without written consent from the laboratory. ALS Laboratory Group (Thailand) strongly recommends that this report is not reproduced except in full.

ADDRESS 104 Phatthanakan 40, Phatthanakan Rd., Khwaeng Phatthanakan, Khet Suan Luang, Bangkok 10250 Thailand | PHONE +66 0 2760 3000 | FAX +66 0 2760 3197
ALS LABORATORY GROUP (THAILAND) CO., LTD. **An ALS Limited Company**

Life Sciences www.alsglobal.com
RIGHT SOLUTIONS RIGHT PARTNER

Analysis / Test Report

Client : Gulf NLL2 Co., Ltd.
399 Moo 3, Nong La Lork, Ban Khai, Rayong Thailand 21120
P/O :
Project Name : Monitoring EIA
Project Location : GNLL2

Lot ID: 23135615 (1)
Date Received : Dec 08, 2023
Date Reported : Dec 11, 2023
Report Number: 23135615 (1)-1

GNLL2

Lay out No.	Location	Reference Number	Date	Time	No.	Illuminance (Lux) Spot	Illuminance (Lux) Average	Guideline Limit Spot/Min	Guideline Limit Average	Comment
8	Area : Administration Building : Ground Floor : Meeting Room 2	23135615 (1)-31	6-Dec-23	Day time	1	540	536	150	300	Pass
		23135615 (1)-32	6-Dec-23	Day time	2	589				
		23135615 (1)-33	6-Dec-23	Day time	3	576				
		23135615 (1)-34	6-Dec-23	Day time	4	612				
		23135615 (1)-35	6-Dec-23	Day time	5	411				
		23135615 (1)-36	6-Dec-23	Day time	6	500				
		23135615 (1)-37	6-Dec-23	Day time	7	523				
		23135615 (1)-38	6-Dec-23	Day time	8	541				
		23135615 (1)-39	6-Dec-23	Night time	1	311	321	150	300	Pass
		23135615 (1)-40	6-Dec-23	Night time	2	308				
		23135615 (1)-41	6-Dec-23	Night time	3	325				
		23135615 (1)-42	6-Dec-23	Night time	4	319				
		23135615 (1)-43	6-Dec-23	Night time	5	315				
		23135615 (1)-44	6-Dec-23	Night time	6	317				
		23135615 (1)-45	6-Dec-23	Night time	7	328				
		23135615 (1)-46	6-Dec-23	Night time	8	343				
9	Area : Administration Building : Ground Floor : Pantry Room	23135615 (1)-47	6-Dec-23	Day time	1	1,326	1639	150	300	Pass
		23135615 (1)-48	6-Dec-23	Day time	2	1,174				
		23135615 (1)-49	6-Dec-23	Day time	3	1,977				
		23135615 (1)-50	6-Dec-23	Day time	4	2,080				
		23135615 (1)-51	6-Dec-23	Night time	1	448	523	150	300	Pass
		23135615 (1)-52	6-Dec-23	Night time	2	540				
		23135615 (1)-53	6-Dec-23	Night time	3	457				
		23135615 (1)-54	6-Dec-23	Night time	4	648				
10	Spot : Administration Building : Ground Floor : Plant manager Room	23135615 (1)-55	6-Dec-23	Day time	1	452	-	400-500	-	Pass
		23135615 (1)-56	6-Dec-23	Night time	1	455	-	400-500	-	Pass

Technical Management Supot Salamteh, Section Head
Approved by Wichan Choonharat, Assistant Manager

Results apply to the sample(s) as submitted, unless the sampling was conducted by ALS. No part of this report may be reproduced in any form without written consent from the laboratory. ALS Laboratory Group (Thailand) strongly recommends that this report is not reproduced except in full.

ADDRESS 104 Phatthanakan 40, Phatthanakan Rd., Khwaeng Phatthanakan, Khet Suan Luang, Bangkok 10250 Thailand | PHONE +66 0 2760 3000 | FAX +66 0 2760 3197
ALS LABORATORY GROUP (THAILAND) CO., LTD. **An ALS Limited Company**

Life Sciences www.alsglobal.com
RIGHT SOLUTIONS RIGHT PARTNER

Analysis / Test Report

Client : Gulf NLL2 Co., Ltd.
399 Moo 3, Nong La Lork, Ban Khai, Rayong Thailand 21120
P/O :
Project Name : Monitoring EIA
Project Location : GNLL2

Lot ID: 23135615 (1)
Date Received : Dec 08, 2023
Date Reported : Dec 11, 2023
Report Number: 23135615 (1)-1

GNLL2

Lay out No.	Location	Reference Number	Date	Time	No.	Illuminance (Lux) Spot	Illuminance (Lux) Average	Guideline Limit Spot/Min	Guideline Limit Average	Comment
11	Area : Administration Building : Ground Floor : Reception Area	23135615 (1)-57	6-Dec-23	Day time	1	516	478	50	100	Pass
		23135615 (1)-58	6-Dec-23	Day time	2	543				
		23135615 (1)-59	6-Dec-23	Day time	3	422				
		23135615 (1)-60	6-Dec-23	Day time	4	409				
		23135615 (1)-61	6-Dec-23	Day time	5	483				
		23135615 (1)-62	6-Dec-23	Day time	6	498				
		23135615 (1)-63	6-Dec-23	Night time	1	201	230	50	100	Pass
		23135615 (1)-64	6-Dec-23	Night time	2	213				
		23135615 (1)-65	6-Dec-23	Night time	3	254				
		23135615 (1)-66	6-Dec-23	Night time	4	259				
		23135615 (1)-67	6-Dec-23	Night time	5	219				
		23135615 (1)-68	6-Dec-23	Night time	6	237				
12	Area : Administration Building : Ground Floor : Server Room	23135615 (1)-69	6-Dec-23	Day time	1	249	231	100	200	Pass
		23135615 (1)-70	6-Dec-23	Day time	2	213				
		23135615 (1)-71	6-Dec-23	Night time	1	214	223	100	200	Pass
		23135615 (1)-72	6-Dec-23	Night time	2	232				
13	Area : Administration Building : Ground Floor : Utility Room	23135615 (1)-73	6-Dec-23	Day time	1	391	402	50	100	Pass
		23135615 (1)-74	6-Dec-23	Day time	2	412				
		23135615 (1)-75	6-Dec-23	Night time	1	350	348	50	100	Pass
		23135615 (1)-76	6-Dec-23	Night time	2	347				
14	Spot : Administration Building : Ground Floor : ไม่ระ Spare 1	23135615 (1)-77	6-Dec-23	Day time	1	511	-	400-500	-	Pass
		23135615 (1)-78	6-Dec-23	Night time	1	448	-	400-500	-	Pass
15	Spot : Administration Building : Ground Floor : ไม่ระ Spare 2	23135615 (1)-79	6-Dec-23	Day time	1	492	-	400-500	-	Pass
		23135615 (1)-80	6-Dec-23	Night time	1	417	-	400-500	-	Pass
16	Spot : Administration Building : Ground Floor : โต๊ะเจ้าหน้าที่จัดซื้อ	23135615 (1)-81	6-Dec-23	Day time	1	491	-	400-500	-	Pass
		23135615 (1)-82	6-Dec-23	Night time	1	412	-	400-500	-	Pass
17	Spot : Administration Building : Ground Floor : โต๊ะเจ้าหน้าที่ธุรการ	23135615 (1)-83	6-Dec-23	Day time	1	480	-	400-500	-	Pass
		23135615 (1)-84	6-Dec-23	Night time	1	482	-	400-500	-	Pass
18	Area : Administration Building : Ground Floor : ห้องน้ำชาย	23135615 (1)-85	6-Dec-23	Day time	1	706	562	50	100	Pass
		23135615 (1)-86	6-Dec-23	Day time	2	519				
		23135615 (1)-87	6-Dec-23	Day time	3	461				
		23135615 (1)-88	6-Dec-23	Night time	1	628	586	50	100	Pass
		23135615 (1)-89	6-Dec-23	Night time	2	673				
		23135615 (1)-90	6-Dec-23	Night time	3	458				

Technical Management Supot Salamteh, Section Head
Approved by Wichan Choonharat, Assistant Manager

Results apply to the sample(s) as submitted, unless the sampling was conducted by ALS. No part of this report may be reproduced in any form without written consent from the laboratory. ALS Laboratory Group (Thailand) strongly recommends that this report is not reproduced except in full.

ADDRESS 104 Phatthanakan 40, Phatthanakan Rd., Khwaeng Phatthanakan, Khet Suan Luang, Bangkok 10250 Thailand | PHONE +66 0 2760 3000 | FAX +66 0 2760 3197
ALS LABORATORY GROUP (THAILAND) CO., LTD. **An ALS Limited Company**

Life Sciences www.alsglobal.com
RIGHT SOLUTIONS RIGHT PARTNER

Analysis / Test Report

Client : Gulf NLL2 Co., Ltd.
399 Moo 3, Nong La Lork, Ban Khai, Rayong Thailand 21120
P/O :
Project Name : Monitoring EIA
Project Location : GNLL2

Lot ID: 23135615 (1)
Date Received : Dec 08, 2023
Date Reported : Dec 11, 2023
Report Number: 23135615 (1)-1

GNLL2

Lay out No.	Location	Reference Number	Date	Time	No.	Illuminance (Lux) Spot	Illuminance (Lux) Average	Guideline Limit Spot/Min	Guideline Limit Average	Comment
19	Area : Administration Building : Ground Floor : ห้องน้ำหญิง	23135615 (1)-91	6-Dec-23	Day time	1	677	616	50	100	Pass
		23135615 (1)-92	6-Dec-23	Day time	2	739				
		23135615 (1)-93	6-Dec-23	Day time	3	433				
		23135615 (1)-94	6-Dec-23	Night time	1	587	548	50	100	Pass
		23135615 (1)-95	6-Dec-23	Night time	2	593				
		23135615 (1)-96	6-Dec-23	Night time	3	464				

Measurement by : Norranon Tathongkham

Guideline : Notification of Department of Labour Protection and Welfare, B.E.2560 (2017) dated November 27, B.E.2560 (2017), and published in the Royal Government Gazette, Vol.135, Part 39D dated February 21 B.E.2561 (2018)

Technical Management Supot Salamteh, Section Head
Approved by Wichan Choonharat, Assistant Manager

Results apply to the sample(s) as submitted, unless the sampling was conducted by ALS. No part of this report may be reproduced in any form without written consent from the laboratory. ALS Laboratory Group (Thailand) strongly recommends that this report is not reproduced except in full.

ADDRESS 104 Phatthanakan 40, Phatthanakan Rd., Khwaeng Phatthanakan, Khet Suan Luang, Bangkok 10250 Thailand | PHONE +66 0 2760 3000 | FAX +66 0 2760 3197
ALS LABORATORY GROUP (THAILAND) CO., LTD. **An ALS Limited Company**

Life Sciences www.alsglobal.com
RIGHT SOLUTIONS RIGHT PARTNER

Analysis / Test Report

Client : Gulf NLL2 Co., Ltd.
399 Moo 3, Nong La Lork, Ban Khai, Rayong Thailand 21120
P/O :
Project Name : Monitoring EIA
Project Location : GNLL2

Lot ID: 23135615 (2)
Date Received : Dec 08, 2023
Date Reported : Dec 11, 2023
Report Number: 23135615 (2)-1

GNLL2

Lay out No.	Location	Reference Number	Date	Time	No.	Illuminance (Lux) Spot	Illuminance (Lux) Average	Guideline Limit Spot/Min	Guideline Limit Average	Comment
1	Area : Control Building : 1st Floor : MCC Switchgear	23135615 (2)-1	6-Dec-23	Day time	1	559	382	100	200	Pass
		23135615 (2)-2	6-Dec-23	Day time	2	271				
		23135615 (2)-3	6-Dec-23	Day time	3	260				
		23135615 (2)-4	6-Dec-23	Day time	4	667				
		23135615 (2)-5	6-Dec-23	Day time	5	201				
		23135615 (2)-6	6-Dec-23	Day time	6	225				
		23135615 (2)-7	6-Dec-23	Day time	7	309				
		23135615 (2)-8	6-Dec-23	Day time	8	425				
		23135615 (2)-9	6-Dec-23	Day time	9	568				
		23135615 (2)-10	6-Dec-23	Day time	10	420				
		23135615 (2)-11	6-Dec-23	Day time	11	427				
		23135615 (2)-12	6-Dec-23	Day time	12	315				
		23135615 (2)-13	6-Dec-23	Day time	13	326				
		23135615 (2)-14	6-Dec-23	Day time	14	380				
		23135615 (2)-15	6-Dec-23	Day time	15	420				
		23135615 (2)-16	6-Dec-23	Day time	16	506				
		23135615 (2)-17	6-Dec-23	Day time	17	348				
		23135615 (2)-18	6-Dec-23	Day time	18	329				
		23135615 (2)-19	6-Dec-23	Night time	1	601	347	100	200	Pass
		23135615 (2)-20	6-Dec-23	Night time	2	365				
		23135615 (2)-21	6-Dec-23	Night time	3	346				
		23135615 (2)-22	6-Dec-23	Night time	4	303				
		23135615 (2)-23	6-Dec-23	Night time	5	267				
		23135615 (2)-24	6-Dec-23	Night time	6	332				
		23135615 (2)-25	6-Dec-23	Night time	7	463				
		23135615 (2)-26	6-Dec-23	Night time	8	482				
		23135615 (2)-27	6-Dec-23	Night time	9	529				
		23135615 (2)-28	6-Dec-23	Night time	10	468				
		23135615 (2)-29	6-Dec-23	Night time	11	267				
		23135615 (2)-30	6-Dec-23	Night time	12	255				
		23135615 (2)-31	6-Dec-23	Night time	13	315				
		23135615 (2)-32	6-Dec-23	Night time	14	343				
		23135615 (2)-33	6-Dec-23	Night time	15	396				
		23135615 (2)-34	6-Dec-23	Night time	16	311				
		23135615 (2)-35	6-Dec-23	Night time	17	312				
		23135615 (2)-36	6-Dec-23	Night time	18	309				

Measurement by : Norranon Tathongkham

Guideline : Notification of Department of Labour Protection and Welfare, B.E.2560 (2017) dated November 27, B.E.2560 (2017), and published in the Royal Government Gazette, Vol.135, Part 39D dated February 21 B.E.2561 (2018)

Technical Management Supot Salamteh, Section Head

Approved by Wichan Choonharat, Assistant Manager

Results apply to the sample(s) as submitted, unless the sampling was conducted by ALS. No part of this report may be reproduced in any form without written consent from the laboratory. ALS Laboratory Group (Thailand) strongly recommends that this report is not reproduced except in full.

ADDRESS 104 Phatthanakan 40, Phatthanakan Rd., Khwaeng Phatthanakan, Khet Suan Luang, Bangkok 10250 Thailand | PHONE +66 0 2760 3000 | FAX +66 0 2760 3197
ALS LABORATORY GROUP (THAILAND) CO., LTD. **An ALS Limited Company**

Analysis / Test Report

Client : Gulf NLL2 Co., Ltd.
399 Moo 3, Nong La Lork, Ban Khai, Rayong Thailand 21120
P/O :
Project Name : Monitoring EIA
Project Location : GNLL2

Lot ID: 23135615 (3)
Date Received : Dec 08, 2023
Date Reported : Dec 11, 2023
Report Number: 23135615 (3)-1

GNLL2

Lay out No.	Location	Reference Number	Date	Time	No.	Illuminance (Lux) Spot	Illuminance (Lux) Average	Guideline Limit Spot/Min	Guideline Limit Average	Comment
1	Area : Control Building : 2nd Floor : Pantry Room	23135615 (3)-1	6-Dec-23	Day time	1	845	838	150	300	Pass
		23135615 (3)-2	6-Dec-23	Day time	2	832				
		23135615 (3)-3	6-Dec-23	Night time	1	702	708	150	300	Pass
		23135615 (3)-4	6-Dec-23	Night time	2	714				
2	Spot : Control Building : 2nd Floor : DCS Room : หน้าตู้ควบคุม	23135615 (3)-5	6-Dec-23	Day time	1	506	-	200-300	-	Pass
		23135615 (3)-6	6-Dec-23	Night time	1	784	-	200-300	-	Pass
3	Spot : Control Building : 2nd Floor : Utility Room : หน้าตู้ควบคุม	23135615 (3)-7	6-Dec-23	Day time	1	602	-	200-300	-	Pass
		23135615 (3)-8	6-Dec-23	Night time	1	607	-	200-300	-	Pass
4	Spot : Control Building : 2nd Floor : โต๊ะ Daytime 1	23135615 (3)-9	6-Dec-23	Day time	1	595	-	400-500	-	Pass
		23135615 (3)-10	6-Dec-23	Night time	1	584	-	400-500	-	Pass
5	Spot : Control Building : 2nd Floor : โต๊ะ Daytime 2	23135615 (3)-11	6-Dec-23	Day time	1	672	-	400-500	-	Pass
		23135615 (3)-12	6-Dec-23	Night time	1	629	-	400-500	-	Pass
6	Spot : Control Building : 2nd Floor : โต๊ะ Operation manager	23135615 (3)-13	6-Dec-23	Day time	1	771	-	400-500	-	Pass
		23135615 (3)-14	6-Dec-23	Night time	1	534	-	400-500	-	Pass
7	Spot : Control Building : 2nd Floor : โต๊ะควบคุมจอ DCS 1	23135615 (3)-15	6-Dec-23	Day time	1	481	-	400-500	-	Pass
		23135615 (3)-16	6-Dec-23	Night time	1	518	-	400-500	-	Pass
8	Spot : Control Building : 2nd Floor : โต๊ะควบคุมจอ DCS 2	23135615 (3)-17	6-Dec-23	Day time	1	667	-	400-500	-	Pass
		23135615 (3)-18	6-Dec-23	Night time	1	633	-	400-500	-	Pass
9	Spot : Control Building : 2nd Floor : โต๊ะทำงาน 1	23135615 (3)-19	6-Dec-23	Day time	1	671	-	400-500	-	Pass
		23135615 (3)-20	6-Dec-23	Night time	1	717	-	400-500	-	Pass
10	Spot : Control Building : 2nd Floor : โต๊ะทำงาน 2	23135615 (3)-21	6-Dec-23	Day time	1	829	-	400-500	-	Pass
		23135615 (3)-22	6-Dec-23	Night time	1	816	-	400-500	-	Pass

Technical Management Supot Salamteh, Section Head

Approved by Wichan Choonharat, Assistant Manager

Results apply to the sample(s) as submitted, unless the sampling was conducted by ALS. No part of this report may be reproduced in any form without written consent from the laboratory. ALS Laboratory Group (Thailand) strongly recommends that this report is not reproduced except in full.

ADDRESS 104 Phatthanakan 40, Phatthanakan Rd., Khwaeng Phatthanakan, Khet Suan Luang, Bangkok 10250 Thailand | PHONE +66 0 2760 3000 | FAX +66 0 2760 3197
ALS LABORATORY GROUP (THAILAND) CO., LTD. **An ALS Limited Company**

Analysis / Test Report

Client : Gulf NLL2 Co., Ltd.
399 Moo 3, Nong La Lork, Ban Khai, Rayong Thailand 21120
P/O :
Project Name : Monitoring EIA
Project Location : GNLL2

Lot ID: 23135615 (3)
Date Received : Dec 08, 2023
Date Reported : Dec 11, 2023
Report Number: 23135615 (3)-1

GNLL2

Lay out No.	Location	Reference Number	Date	Time	No.	Illuminance (Lux) Spot	Illuminance (Lux) Average	Guideline Limit Spot/Min	Guideline Limit Average	Comment
11	Area : Control Building : 2nd Floor : ห้องน้ำชาย	23135615 (3)-23	6-Dec-23	Day time	1	395	346	50	100	Pass
		23135615 (3)-24	6-Dec-23	Day time	2	362				
		23135615 (3)-25	6-Dec-23	Day time	3	290				
		23135615 (3)-26	6-Dec-23	Day time	4	298				
		23135615 (3)-27	6-Dec-23	Day time	5	319				
		23135615 (3)-28	6-Dec-23	Day time	6	412				
		23135615 (3)-29	6-Dec-23	Night time	1	180	256	50	100	Pass
		23135615 (3)-30	6-Dec-23	Night time	2	210				
		23135615 (3)-31	6-Dec-23	Night time	3	298				
		23135615 (3)-32	6-Dec-23	Night time	4	243				
		23135615 (3)-33	6-Dec-23	Night time	5	287				
		23135615 (3)-34	6-Dec-23	Night time	6	317				

Measurement by : Norranon Tathongkham

Guideline : Notification of Department of Labour Protection and Welfare, B.E.2560 (2017) dated November 27, B.E.2560 (2017), and published in the Royal Government Gazette, Vol.135, Part 39D dated February 21 B.E.2561 (2018)

Technical Management Supot Salamteh, Section Head

Approved by Wichan Choonharat, Assistant Manager

Results apply to the sample(s) as submitted, unless the sampling was conducted by ALS. No part of this report may be reproduced in any form without written consent from the laboratory. ALS Laboratory Group (Thailand) strongly recommends that this report is not reproduced except in full.

ADDRESS 104 Phatthanakan 40, Phatthanakan Rd., Khwaeng Phatthanakan, Khet Suan Luang, Bangkok 10250 Thailand | PHONE +66 0 2760 3000 | FAX +66 0 2760 3197
ALS LABORATORY GROUP (THAILAND) CO., LTD. **An ALS Limited Company**

Analysis / Test Report

Client : Gulf NLL2 Co., Ltd.
399 Moo 3, Nong La Lork, Ban Khai, Rayong Thailand 21120
P/O :
Project Name : Monitoring EIA
Project Location : GNLL2

Lot ID: 23135615 (4)
Date Received : Dec 08, 2023
Date Reported : Dec 11, 2023
Report Number: 23135615 (4)-1

GNLL2

Lay out No.	Location	Reference Number	Date	Time	No.	Illuminance (Lux) Spot	Illuminance (Lux) Average	Guideline Limit Spot/Min	Guideline Limit Average	Comment
1	Area : Control Building : Gas metering station : Gas metering Control Room	23135615 (4)-1	6-Dec-23	Day time	1	712	718	100	200	Pass
		23135615 (4)-2	6-Dec-23	Day time	2	723				
		23135615 (4)-3	6-Dec-23	Night time	1	673	654	100	200	Pass
		23135615 (4)-4	6-Dec-23	Night time	2	634				
2	Area : Control Building : Gas metering station : Storage Room	23135615 (4)-5	6-Dec-23	Day time	1	1,443	1602	50	100	Pass
		23135615 (4)-6	6-Dec-23	Day time	2	1,761				
		23135615 (4)-7	6-Dec-23	Night time	1	811	818	50	100	Pass
		23135615 (4)-8	6-Dec-23	Night time	2	824				

Measurement by : Norranon Tathongkham

Guideline : Notification of Department of Labour Protection and Welfare, B.E.2560 (2017) dated November 27, B.E.2560 (2017), and published in the Royal Government Gazette, Vol.135, Part 39D dated February 21 B.E.2561 (2018)

Technical Management Supot Salamteh, Section Head

Approved by Wichan Choonharat, Assistant Manager

Results apply to the sample(s) as submitted, unless the sampling was conducted by ALS. No part of this report may be reproduced in any form without written consent from the laboratory. ALS Laboratory Group (Thailand) strongly recommends that this report is not reproduced except in full.

ADDRESS 104 Phatthanakan 40, Phatthanakan Rd., Khwaeng Phatthanakan, Khet Suan Luang, Bangkok 10250 Thailand | PHONE +66 0 2760 3000 | FAX +66 0 2760 3197
ALS LABORATORY GROUP (THAILAND) CO., LTD. **An ALS Limited Company**

Analysis / Test Report

Client : Gulf NLL2 Co., Ltd.
399 Moo 3, Nong La Lork, Ban Khai, Rayong Thailand 21120
P/O :
Project Name : Monitoring EIA
Project Location: GNLL2

Lot ID: 23135615 (5)
Date Received : Dec 08, 2023
Date Reported : Dec 11, 2023
Report Number: 23135615 (5)-1

GNLL2

Lay out No.	Location	Reference Number	Date	Time	No.	Illuminance (Lux) Spot	Illuminance (Lux) Average	Guideline Limit Spot/Min	Guideline Limit Average	Comment
1	Area : Guard House : ป้อม รปภ.	23135615 (5)-1	6-Dec-23	Day time	1	784	790	-	100	Pass
		23135615 (5)-2	6-Dec-23	Day time	2	795				
		23135615 (5)-3	6-Dec-23	Night time	1	570	523	-	100	Pass
		23135615 (5)-4	6-Dec-23	Night time	2	476				

Measurement by : Norranon Tathongkham

Guideline : Notification of Department of Labour Protection and Welfare, B.E.2560 (2017) dated November 27, B.E.2560 (2017), and published in the Royal Government Gazette, Vol.135, Part 39D dated February 21 B.E.2561 (2018)

Technical Management Supot Salamteh, Section Head

Approved by Wichan Choonharat, Assistant Manager

Results apply to the sample(s) as submitted, unless the sampling was conducted by ALS. No part of this report may be reproduced in any form without written consent from the laboratory. ALS Laboratory Group (Thailand) strongly recommends that this report is not reproduced except in full.

ADDRESS 104 Phatthanakan 40, Phatthanakan Rd., Khwaeng Phatthanakan, Khet Suan Luang, Bangkok 10250 Thailand | PHONE +66 0 2760 3000 | FAX +66 0 2760 3197
ALS LABORATORY GROUP (THAILAND) CO., LTD. An ALS Limited Company

Life Sciences www.alsglobal.com
RIGHT SOLUTIONS RIGHT PARTNER

Analysis / Test Report

Client : Gulf NLL2 Co., Ltd.
399 Moo 3, Nong La Lork, Ban Khai, Rayong Thailand 21120
P/O :
Project Name : Monitoring EIA
Project Location: GNLL2

Lot ID: 23135615 (6)
Date Received : Dec 08, 2023
Date Reported : Dec 11, 2023
Report Number: 23135615 (6)-1

GNLL2

Lay out No.	Location	Reference Number	Date	Time	No.	Illuminance (Lux) Spot	Illuminance (Lux) Average	Guideline Limit Spot/Min	Guideline Limit Average	Comment
1	Area : Substation Building : Substation Room	23135615 (6)-1	6-Dec-23	Day time	1	711	591	100	200	Pass
		23135615 (6)-2	6-Dec-23	Day time	2	408				
		23135615 (6)-3	6-Dec-23	Day time	3	681				
		23135615 (6)-4	6-Dec-23	Day time	4	587				
		23135615 (6)-5	6-Dec-23	Day time	5	539				
		23135615 (6)-6	6-Dec-23	Day time	6	603				
		23135615 (6)-7	6-Dec-23	Day time	7	608				
		23135615 (6)-8	6-Dec-23	Night time	1	472	438	100	200	Pass
		23135615 (6)-9	6-Dec-23	Night time	2	330				
		23135615 (6)-10	6-Dec-23	Night time	3	338				
		23135615 (6)-11	6-Dec-23	Night time	4	419				
		23135615 (6)-12	6-Dec-23	Night time	5	541				
		23135615 (6)-13	6-Dec-23	Night time	6	542				
		23135615 (6)-14	6-Dec-23	Night time	7	425				
2	Area : Substation Building : Switchgear Room	23135615 (6)-15	6-Dec-23	Day time	1	312	362	100	200	Pass
		23135615 (6)-16	6-Dec-23	Day time	2	329				
		23135615 (6)-17	6-Dec-23	Day time	3	373				
		23135615 (6)-18	6-Dec-23	Day time	4	368				
		23135615 (6)-19	6-Dec-23	Day time	5	427				
		23135615 (6)-20	6-Dec-23	Night time	1	315	349	100	200	Pass
		23135615 (6)-21	6-Dec-23	Night time	2	330				
		23135615 (6)-22	6-Dec-23	Night time	3	390				
		23135615 (6)-23	6-Dec-23	Night time	4	347				
		23135615 (6)-24	6-Dec-23	Night time	5	365				
3	Area : Substation Building : Terminal Sub	23135615 (6)-25	6-Dec-23	Day time	1	673	681	100	200	Pass
		23135615 (6)-26	6-Dec-23	Day time	2	701				
		23135615 (6)-27	6-Dec-23	Day time	3	671				
		23135615 (6)-28	6-Dec-23	Day time	4	678				
		23135615 (6)-29	6-Dec-23	Night time	1	576	588	100	200	Pass
		23135615 (6)-30	6-Dec-23	Night time	2	625				
		23135615 (6)-31	6-Dec-23	Night time	3	587				
		23135615 (6)-32	6-Dec-23	Night time	4	563				

Measurement by : Norranon Tathongkham

Guideline : Notification of Department of Labour Protection and Welfare, B.E.2560 (2017) dated November 27, B.E.2560 (2017), and published in the Royal Government Gazette, Vol.135, Part 39D dated February 21 B.E.2561 (2018)

Technical Management Supot Salamteh, Section Head

Approved by Wichan Choonharat, Assistant Manager

Results apply to the sample(s) as submitted, unless the sampling was conducted by ALS. No part of this report may be reproduced in any form without written consent from the laboratory. ALS Laboratory Group (Thailand) strongly recommends that this report is not reproduced except in full.

ADDRESS 104 Phatthanakan 40, Phatthanakan Rd., Khwaeng Phatthanakan, Khet Suan Luang, Bangkok 10250 Thailand | PHONE +66 0 2760 3000 | FAX +66 0 2760 3197
ALS LABORATORY GROUP (THAILAND) CO., LTD. An ALS Limited Company

Life Sciences www.alsglobal.com
RIGHT SOLUTIONS RIGHT PARTNER

Analysis / Test Report

Client : Gulf NLL2 Co., Ltd.
399 Moo 3, Nong La Lork, Ban Khai, Rayong Thailand 21120
P/O :
Project Name : Monitoring EIA
Project Location: GNLL2

Lot ID: 23135615 (7)
Date Received : Dec 08, 2023
Date Reported : Dec 11, 2023
Report Number: 23135615 (7)-1

GNLL2

Lay out No.	Location	Reference Number	Date	Time	No.	Illuminance (Lux) Spot	Illuminance (Lux) Average	Guideline Limit Spot/Min	Guideline Limit Average	Comment
1	Spot : Water Treatment Control Building Ground Floor : Laboratory Room : ห้องวัด pH	23135615 (7)-1	6-Dec-23	Day time	1	745	-	150-300	-	Pass
		23135615 (7)-2	6-Dec-23	Night time	1	458	-	150-300	-	Pass
2	Area : Water Treatment Control Building Ground Floor : WTP Control Room	23135615 (7)-3	6-Dec-23	Day time	1	468	462	100	200	Pass
		23135615 (7)-4	6-Dec-23	Day time	2	457				
		23135615 (7)-5	6-Dec-23	Day time	3	463				
		23135615 (7)-6	6-Dec-23	Day time	4	471				
		23135615 (7)-7	6-Dec-23	Day time	5	449				
		23135615 (7)-8	6-Dec-23	Night time	1	451	440	100	200	Pass
		23135615 (7)-9	6-Dec-23	Night time	2	413				
		23135615 (7)-10	6-Dec-23	Night time	3	439				
		23135615 (7)-11	6-Dec-23	Night time	4	465				
		23135615 (7)-12	6-Dec-23	Night time	5	432				
3	Spot : Water Treatment Control Building Ground Floor : ห้อง Chemist	23135615 (7)-13	6-Dec-23	Day time	1	561	-	400-500	-	Pass
		23135615 (7)-14	6-Dec-23	Night time	1	511	-	400-500	-	Pass

Measurement by : Norranon Tathongkham

Guideline : Notification of Department of Labour Protection and Welfare, B.E.2560 (2017) dated November 27, B.E.2560 (2017), and published in the Royal Government Gazette, Vol.135, Part 39D dated February 21 B.E.2561 (2018)

Technical Management Supot Salamteh, Section Head

Approved by Wichan Choonharat, Assistant Manager

Results apply to the sample(s) as submitted, unless the sampling was conducted by ALS. No part of this report may be reproduced in any form without written consent from the laboratory. ALS Laboratory Group (Thailand) strongly recommends that this report is not reproduced except in full.

ADDRESS 104 Phatthanakan 40, Phatthanakan Rd., Khwaeng Phatthanakan, Khet Suan Luang, Bangkok 10250 Thailand | PHONE +66 0 2760 3000 | FAX +66 0 2760 3197
ALS LABORATORY GROUP (THAILAND) CO., LTD. An ALS Limited Company

Life Sciences www.alsglobal.com
RIGHT SOLUTIONS RIGHT PARTNER

Analysis / Test Report

Client : Gulf NLL2 Co., Ltd.
399 Moo 3, Nong La Lork, Ban Khai, Rayong Thailand 21120
P/O :
Project Name : Monitoring EIA
Project Location: GNLL2

Lot ID: 23135615 (8)
Date Received : Dec 08, 2023
Date Reported : Dec 11, 2023
Report Number: 23135615 (8)-1

GNLL2

Lay out No.	Location	Reference Number	Date	Time	No.	Illuminance (Lux) Spot	Illuminance (Lux) Average	Guideline Limit Spot/Min	Guideline Limit Average	Comment
1	Spot : Workshop Building : 1st Floor : Copy Machine	23135615 (8)-1	6-Dec-23	Day time	1	341	-	300-400	-	Pass
		23135615 (8)-2	6-Dec-23	Night time	1	360	-	300-400	-	Pass
2	Area : Workshop Building : 1st Floor : Document Room	23135615 (8)-3	6-Dec-23	Day time	1	2,019	2053	150	300	Pass
		23135615 (8)-4	6-Dec-23	Day time	2	2,087				
		23135615 (8)-5	6-Dec-23	Night time	1	309	316	150	300	Pass
		23135615 (8)-6	6-Dec-23	Night time	2	324				
3	Area : Workshop Building : 1st Floor : Meeting Room	23135615 (8)-7	6-Dec-23	Day time	1	318	372	150	300	Pass
		23135615 (8)-8	6-Dec-23	Day time	2	304				
		23135615 (8)-9	6-Dec-23	Day time	3	297				
		23135615 (8)-10	6-Dec-23	Day time	4	505				
		23135615 (8)-11	6-Dec-23	Day time	5	481				
		23135615 (8)-12	6-Dec-23	Day time	6	381				
		23135615 (8)-13	6-Dec-23	Day time	7	269				
		23135615 (8)-14	6-Dec-23	Day time	8	418				
		23135615 (8)-15	6-Dec-23	Night time	1	302	317	150	300	Pass
		23135615 (8)-16	6-Dec-23	Night time	2	321				
		23135615 (8)-17	6-Dec-23	Night time	3	313				
		23135615 (8)-18	6-Dec-23	Night time	4	305				
		23135615 (8)-19	6-Dec-23	Night time	5	326				
		23135615 (8)-20	6-Dec-23	Night time	6	309				
		23135615 (8)-21	6-Dec-23	Night time	7	314				
		23135615 (8)-22	6-Dec-23	Night time	8	348				
4	Area : Workshop Building : 1st Floor : Pantry Room	23135615 (8)-23	6-Dec-23	Day time	1	349	338	150	300	Pass
		23135615 (8)-24	6-Dec-23	Day time	2	324				
		23135615 (8)-25	6-Dec-23	Day time	3	337				
		23135615 (8)-26	6-Dec-23	Day time	4	342				
		23135615 (8)-27	6-Dec-23	Night time	1	324	326	150	300	Pass
		23135615 (8)-28	6-Dec-23	Night time	2	318				
		23135615 (8)-29	6-Dec-23	Night time	3	329				
		23135615 (8)-30	6-Dec-23	Night time	4	332				
5	Spot : Workshop Building : 1st Floor : ห้อง Electrical Engineer 2	23135615 (8)-31	6-Dec-23	Day time	1	423	-	400-500	-	Pass
		23135615 (8)-32	6-Dec-23	Night time	1	461	-	400-500	-	Pass
6	Spot : Workshop Building : 1st Floor : ห้อง C&I Engineer 1	23135615 (8)-33	6-Dec-23	Day time	1	530	-	400-500	-	Pass
		23135615 (8)-34	6-Dec-23	Night time	1	509	-	400-500	-	Pass

Technical Management Supot Salamteh, Section Head

Approved by Wichan Choonharat, Assistant Manager

Results apply to the sample(s) as submitted, unless the sampling was conducted by ALS. No part of this report may be reproduced in any form without written consent from the laboratory. ALS Laboratory Group (Thailand) strongly recommends that this report is not reproduced except in full.

ADDRESS 104 Phatthanakan 40, Phatthanakan Rd., Khwaeng Phatthanakan, Khet Suan Luang, Bangkok 10250 Thailand | PHONE +66 0 2760 3000 | FAX +66 0 2760 3197
ALS LABORATORY GROUP (THAILAND) CO., LTD. An ALS Limited Company

Life Sciences www.alsglobal.com
RIGHT SOLUTIONS RIGHT PARTNER

Analysis / Test Report

Client : Gulf NLL2 Co., Ltd.
399 Moo 3, Nong La Lork, Ban Khai, Rayong Thailand 21120
P/O :
Project Name : Monitoring EIA
Project Location: GNLL2

Lot ID: 23135615 (8)
Date Received : Dec 08, 2023
Date Reported : Dec 11, 2023
Report Number: 23135615 (8)-1

GNLL2

Lay out No.	Location	Reference Number	Date	Time	No.	Illuminance (Lux) Spot	Illuminance (Lux) Average	Guideline Limit Spot/Min	Guideline Limit Average	Comment
7	Spot : Workshop Building : 1st Floor : โต๊ะ C&I Engineer 2	23135615 (8)-35	6-Dec-23	Day time	1	466	-	400-500	-	Pass
		23135615 (8)-36	6-Dec-23	Night time	1	434	-	400-500	-	Pass
8	Spot : Workshop Building : 1st Floor : โต๊ะ C&I Leader	23135615 (8)-37	6-Dec-23	Day time	1	697	-	400-500	-	Pass
		23135615 (8)-38	6-Dec-23	Night time	1	546	-	400-500	-	Pass
9	Spot : Workshop Building : 1st Floor : โต๊ะ Electrical Engineer 1	23135615 (8)-39	6-Dec-23	Day time	1	412	-	400-500	-	Pass
		23135615 (8)-40	6-Dec-23	Night time	1	402	-	400-500	-	Pass
10	Spot : Workshop Building : 1st Floor : โต๊ะ Electrical Leader	23135615 (8)-41	6-Dec-23	Day time	1	480	-	400-500	-	Pass
		23135615 (8)-42	6-Dec-23	Night time	1	450	-	400-500	-	Pass
11	Spot : Workshop Building : 1st Floor : โต๊ะ Maintenace Manager	23135615 (8)-43	6-Dec-23	Day time	1	639	-	400-500	-	Pass
		23135615 (8)-44	6-Dec-23	Night time	1	404	-	400-500	-	Pass
12	Spot : Workshop Building : 1st Floor : โต๊ะ Mechanical Engineer 1	23135615 (8)-45	6-Dec-23	Day time	1	410	-	400-500	-	Pass
		23135615 (8)-46	6-Dec-23	Night time	1	402	-	400-500	-	Pass
13	Spot : Workshop Building : 1st Floor : โต๊ะ Mechanical Engineer 2	23135615 (8)-47	6-Dec-23	Day time	1	405	-	400-500	-	Pass
		23135615 (8)-48	6-Dec-23	Night time	1	404	-	400-500	-	Pass
14	Spot : Workshop Building : 1st Floor : โต๊ะ Mechanical Leader	23135615 (8)-49	6-Dec-23	Day time	1	407	-	400-500	-	Pass
		23135615 (8)-50	6-Dec-23	Night time	1	403	-	400-500	-	Pass
15	Spot : Workshop Building : 1st Floor : โต๊ะ Spare 1	23135615 (8)-51	6-Dec-23	Day time	1	527	-	400-500	-	Pass
		23135615 (8)-52	6-Dec-23	Night time	1	436	-	400-500	-	Pass
16	Spot : Workshop Building : 1st Floor : โต๊ะ Spare 2	23135615 (8)-53	6-Dec-23	Day time	1	556	-	400-500	-	Pass
		23135615 (8)-54	6-Dec-23	Night time	1	443	-	400-500	-	Pass
17	Spot : Workshop Building : 1st Floor : โต๊ะ Spare 3	23135615 (8)-55	6-Dec-23	Day time	1	405	-	400-500	-	Pass
		23135615 (8)-56	6-Dec-23	Night time	1	403	-	400-500	-	Pass
18	Area : Workshop Building : 1st Floor : ห้องน้ำชาย	23135615 (8)-57	6-Dec-23	Day time	1	439	540	50	100	Pass
		23135615 (8)-58	6-Dec-23	Day time	2	667				
		23135615 (8)-59	6-Dec-23	Day time	3	613				
		23135615 (8)-60	6-Dec-23	Day time	4	441				
		23135615 (8)-61	6-Dec-23	Night time	1	420	452	50	100	Pass
		23135615 (8)-62	6-Dec-23	Night time	2	432				
		23135615 (8)-63	6-Dec-23	Night time	3	548				
		23135615 (8)-64	6-Dec-23	Night time	4	409				

Technical Management Supot Salamteh, Section Head
Approved by Wichan Choonharat, Assistant Manager

Results apply to the sample(s) as submitted, unless the sampling was conducted by ALS. No part of this report may be reproduced in any form without written consent from the laboratory. ALS Laboratory Group (Thailand) strongly recommends that this report is not reproduced except in full.

ADDRESS 104 Phatthanakan 40, Phatthanakan Rd., Khwaeng Phatthanakan, Khet Suan Luang, Bangkok 10250 Thailand · PHONE +66 0 2760 3000 · FAX +66 0 2760 3197
ALS LABORATORY GROUP (THAILAND) CO., LTD. An ALS Limited Company

Life Sciences www.alsglobal.com
RIGHT SOLUTIONS RIGHT PARTNER

Analysis / Test Report

Client : Gulf NLL2 Co., Ltd.
399 Moo 3, Nong La Lork, Ban Khai, Rayong Thailand 21120
P/O :
Project Name : Monitoring EIA
Project Location: GNLL2

Lot ID: 23135615 (8)
Date Received : Dec 08, 2023
Date Reported : Dec 11, 2023
Report Number: 23135615 (8)-1

GNLL2

Lay out No.	Location	Reference Number	Date	Time	No.	Illuminance (Lux) Spot	Illuminance (Lux) Average	Guideline Limit Spot/Min	Guideline Limit Average	Comment
19	Area : Workshop Building : 1st Floor : ห้องน้ำหญิง	23135615 (8)-65	6-Dec-23	Day time	1	210	208	50	100	Pass
		23135615 (8)-66	6-Dec-23	Day time	2	206				
		23135615 (8)-67	6-Dec-23	Night time	1	190	194	50	100	Pass
		23135615 (8)-68	6-Dec-23	Night time	2	198				

Measurement by : Norranon Tathongkham

Guideline : Notification of Department of Labour Protection and Welfare, B.E.2560 (2017) dated November 27, B.E.2560 (2017), and published in the Royal Government Gazette, Vol.135, Part 39D dated February 21 B.E.2561 (2018)

Technical Management Supot Salamteh, Section Head
Approved by Wichan Choonharat, Assistant Manager

Results apply to the sample(s) as submitted, unless the sampling was conducted by ALS. No part of this report may be reproduced in any form without written consent from the laboratory. ALS Laboratory Group (Thailand) strongly recommends that this report is not reproduced except in full.

ADDRESS 104 Phatthanakan 40, Phatthanakan Rd., Khwaeng Phatthanakan, Khet Suan Luang, Bangkok 10250 Thailand · PHONE +66 0 2760 3000 · FAX +66 0 2760 3197
ALS LABORATORY GROUP (THAILAND) CO., LTD. An ALS Limited Company

Life Sciences www.alsglobal.com
RIGHT SOLUTIONS RIGHT PARTNER

Analysis / Test Report

Client : Gulf NLL2 Co., Ltd.
399 Moo 3, Nong La Lork, Ban Khai, Rayong Thailand 21120
P/O :
Project Name : Monitoring EIA
Project Location: GNLL2

Lot ID: 23135615 (9)
Date Received : Dec 08, 2023
Date Reported : Dec 11, 2023
Report Number: 23135615 (9)-1

GNLL2

Lay out No.	Location	Reference Number	Date	Time	No.	Illuminance (Lux) Spot	Illuminance (Lux) Average	Guideline Limit Spot/Min	Guideline Limit Average	Comment
1	Area : Workshop Building : Ground Floor : Warehouse ชั้นล่าง	23135615 (9)-1	6-Dec-23	Day time	1	163	432	50	100	Pass
		23135615 (9)-2	6-Dec-23	Day time	2	140				
		23135615 (9)-3	6-Dec-23	Day time	3	286				
		23135615 (9)-4	6-Dec-23	Day time	4	293				
		23135615 (9)-5	6-Dec-23	Day time	5	215				
		23135615 (9)-6	6-Dec-23	Day time	6	263				
		23135615 (9)-7	6-Dec-23	Day time	7	274				
		23135615 (9)-8	6-Dec-23	Day time	8	369				
		23135615 (9)-9	6-Dec-23	Day time	9	315				
		23135615 (9)-10	6-Dec-23	Day time	10	249				
		23135615 (9)-11	6-Dec-23	Day time	11	635				
		23135615 (9)-12	6-Dec-23	Day time	12	563				
		23135615 (9)-13	6-Dec-23	Day time	13	739				
		23135615 (9)-14	6-Dec-23	Day time	14	643				
		23135615 (9)-15	6-Dec-23	Day time	15	413				
		23135615 (9)-16	6-Dec-23	Day time	16	315				
		23135615 (9)-17	6-Dec-23	Day time	17	409				
		23135615 (9)-18	6-Dec-23	Day time	18	302				
2	Area : Workshop Building : Ground Floor : Control & Instrument workshop	23135615 (9)-19	6-Dec-23	Day time	1	468	492	100	200	Pass
		23135615 (9)-20	6-Dec-23	Day time	2	475				
		23135615 (9)-21	6-Dec-23	Day time	3	500				
		23135615 (9)-22	6-Dec-23	Day time	4	527				
3	Area : Workshop Building : Ground Floor : Electrical Control Room	23135615 (9)-23	6-Dec-23	Day time	1	350	326	100	200	Pass
		23135615 (9)-24	6-Dec-23	Day time	2	301				
		23135615 (9)-25	6-Dec-23	Night time	1	217	248	100	200	Pass
		23135615 (9)-26	6-Dec-23	Night time	2	280				
4	Area : Workshop Building : Ground Floor : LTSA Room	23135615 (9)-27	6-Dec-23	Day time	1	404	364	50	100	Pass
		23135615 (9)-28	6-Dec-23	Day time	2	374				
		23135615 (9)-29	6-Dec-23	Day time	3	358				
		23135615 (9)-30	6-Dec-23	Day time	4	384				
		23135615 (9)-31	6-Dec-23	Day time	5	319				
		23135615 (9)-32	6-Dec-23	Day time	6	362				
		23135615 (9)-33	6-Dec-23	Day time	7	343				
		23135615 (9)-34	6-Dec-23	Day time	8	365				

Technical Management Supot Salamteh, Section Head
Approved by Wichan Choonharat, Assistant Manager

Results apply to the sample(s) as submitted, unless the sampling was conducted by ALS. No part of this report may be reproduced in any form without written consent from the laboratory. ALS Laboratory Group (Thailand) strongly recommends that this report is not reproduced except in full.

ADDRESS 104 Phatthanakan 40, Phatthanakan Rd., Khwaeng Phatthanakan, Khet Suan Luang, Bangkok 10250 Thailand · PHONE +66 0 2760 3000 · FAX +66 0 2760 3197
ALS LABORATORY GROUP (THAILAND) CO., LTD. An ALS Limited Company

Life Sciences www.alsglobal.com
RIGHT SOLUTIONS RIGHT PARTNER

Analysis / Test Report

Client : Gulf NLL2 Co., Ltd.
399 Moo 3, Nong La Lork, Ban Khai, Rayong Thailand 21120
P/O :
Project Name : Monitoring EIA
Project Location: GNLL2

Lot ID: 23135615 (9)
Date Received : Dec 08, 2023
Date Reported : Dec 11, 2023
Report Number: 23135615 (9)-1

GNLL2

Lay out No.	Location	Reference Number	Date	Time	No.	Illuminance (Lux) Spot	Illuminance (Lux) Average	Guideline Limit Spot/Min	Guideline Limit Average	Comment
5	Area : Workshop Building : Ground Floor : Server Room	23135615 (9)-35	6-Dec-23	Day time	1	276	264	100	200	Pass
		23135615 (9)-36	6-Dec-23	Day time	2	253				
		23135615 (9)-37	6-Dec-23	Night time	1	410	416	100	200	Pass
		23135615 (9)-38	6-Dec-23	Night time	2	423				
6	Area : Workshop Building : Ground Floor : Temp Control part Room	23135615 (9)-39	6-Dec-23	Day time	1	361	396	100	200	Pass
		23135615 (9)-40	6-Dec-23	Day time	2	342				
		23135615 (9)-41	6-Dec-23	Day time	3	348				
		23135615 (9)-42	6-Dec-23	Day time	4	420				
		23135615 (9)-43	6-Dec-23	Day time	5	463				
		23135615 (9)-44	6-Dec-23	Day time	6	441				
7	Spot : Workshop Building : Ground Floor : โต๊ะเจ้าหน้าที่คลังพัสดุ	23135615 (9)-45	6-Dec-23	Day time	1	415	-	400-500	-	Pass
9	Area : Workshop Building : Ground Floor : ทางเดิน	23135615 (9)-46	6-Dec-23	Day time	1	317	284	50	100	Pass
		23135615 (9)-47	6-Dec-23	Day time	2	213				
		23135615 (9)-48	6-Dec-23	Day time	3	189				
		23135615 (9)-49	6-Dec-23	Day time	4	365				
		23135615 (9)-50	6-Dec-23	Day time	5	342				
		23135615 (9)-51	6-Dec-23	Day time	6	368				
		23135615 (9)-52	6-Dec-23	Day time	7	209				
		23135615 (9)-53	6-Dec-23	Day time	8	268				
		23135615 (9)-54	6-Dec-23	Night time	1	223	223	50	100	Pass
		23135615 (9)-55	6-Dec-23	Night time	2	215				
		23135615 (9)-56	6-Dec-23	Night time	3	220				
		23135615 (9)-57	6-Dec-23	Night time	4	214				
		23135615 (9)-58	6-Dec-23	Night time	5	239				
		23135615 (9)-59	6-Dec-23	Night time	6	253				
		23135615 (9)-60	6-Dec-23	Night time	7	212				
		23135615 (9)-61	6-Dec-23	Night time	8	208				
10	Area : Workshop Building : Ground Floor : ห้องน้ำชาย	23135615 (9)-62	6-Dec-23	Day time	1	452	609	50	100	Pass
		23135615 (9)-63	6-Dec-23	Day time	2	731				
		23135615 (9)-64	6-Dec-23	Day time	3	643				
		23135615 (9)-65	6-Dec-23	Night time	1	422	490	50	100	Pass
		23135615 (9)-66	6-Dec-23	Night time	2	560				
		23135615 (9)-67	6-Dec-23	Night time	3	489				

Technical Management Supot Salamteh, Section Head
Approved by Wichan Choonharat, Assistant Manager

Results apply to the sample(s) as submitted, unless the sampling was conducted by ALS. No part of this report may be reproduced in any form without written consent from the laboratory. ALS Laboratory Group (Thailand) strongly recommends that this report is not reproduced except in full.

ADDRESS 104 Phatthanakan 40, Phatthanakan Rd., Khwaeng Phatthanakan, Khet Suan Luang, Bangkok 10250 Thailand · PHONE +66 0 2760 3000 · FAX +66 0 2760 3197
ALS LABORATORY GROUP (THAILAND) CO., LTD. An ALS Limited Company

Life Sciences www.alsglobal.com
RIGHT SOLUTIONS RIGHT PARTNER

Analysis / Test Report

Client : Gulf NLL2 Co., Ltd.
399 Moo 3, Nong La Lork, Ban Khai, Rayong Thailand 21120
P/O :
Project Name : Monitoring EIA
Project Location: GNLL2

Lot ID: 23135615 (9)
Date Received : Dec 08, 2023
Date Reported : Dec 11, 2023
Report Number: 23135615 (9)-1

GNLL2

Lay out No.	Location	Reference Number	Date	Time	No.	Illuminance (Lux) Spot	Illuminance (Lux) Average	Guideline Limit Spot/Min	Guideline Limit Average	Comment
11	Area : Workshop Building : Ground Floor : ห้องน้ำหญิง	23135615 (9)-68	6-Dec-23	Day time	1	552	532	50	100	Pass
		23135615 (9)-69	6-Dec-23	Day time	2	530				
		23135615 (9)-70	6-Dec-23	Day time	3	514				
		23135615 (9)-71	6-Dec-23	Night time	1	458	487	50	100	Pass
		23135615 (9)-72	6-Dec-23	Night time	2	514				
		23135615 (9)-73	6-Dec-23	Night time	3	489				

Measurement by : Norranon Tathongkham

Guideline : Notification of Department of Labour Protection and Welfare, B.E.2560 (2017) dated November 27, B.E.2560 (2017), and published in the Royal Government Gazette, Vol.135, Part 39D dated February 21 B.E.2561 (2018)

Technical Management
Supot Salamteh
Section Head

Approved by
Wichan Choonharat
Assistant Manager

Results apply to the sample(s) as submitted, unless the sampling was conducted by ALS. No part of this report may be reproduced in any form without written consent from the laboratory. ALS Laboratory Group (Thailand) strongly recommends that this report is not reproduced except in full.

ADDRESS: 104 Phatthanakan 40, Phatthanakan Rd., Khwaeng Phatthanakan, Khet Suan Luang, Bangkok 10250 Thailand PHONE +66 0 2760 3000 FAX +66 0 2760 3197
ALS LABORATORY GROUP (THAILAND) CO., LTD. An ALS Limited Company

Life Sciences www.alsglobal.com
RIGHT SOLUTIONS RIGHT PARTNER

ภาคผนวก ค-2

ผลการตรวจวัดคุณภาพอากาศจากปล่องระบายอากาศ แบบต่อเนื่อง

(Continuous Emission Monitoring System : CEMs)

Site Name: [illegible]
Stack Name: [illegible]
Periodically: [illegible]

	Actual Operation Condition		Emission Concentration for Standardization Comparison			
Date & Time	O2	FLOW @1 ATM 25C	HRSG1_NOx@7%O2	HRSG1_SOx@7%O2	HRSG1_Dust (7% O2)	Remark
	%	m3/hr	ppm	ppm	mg/m3	
01/07/2023 00:00	14.738	270339.531	18.876	0.007	3.617	Off Peak Load
01/07/2023 01:00	14.749	278891.438	20.265	0.005	3.589	Off Peak Load
01/07/2023 02:00	14.762	282372.438	21.129	0.000	3.578	Off Peak Load
01/07/2023 03:00	14.813	267549.125	23.147	0.000	3.623	Off Peak Load
01/07/2023 04:00	14.712	282573.500	21.330	0.000	3.590	Off Peak Load
01/07/2023 05:00	14.737	276987.938	21.662	0.000	3.578	Off Peak Load
01/07/2023 06:00	14.743	277824.656	19.015	0.000	3.597	Off Peak Load
01/07/2023 07:00	14.763	272702.219	19.811	0.004	3.606	Off Peak Load
01/07/2023 08:00	14.793	265056.125	23.292	0.000	3.602	Off Peak Load
01/07/2023 09:00	14.744	276234.719	18.910	0.003	3.591	Off Peak Load
01/07/2023 10:00	15.086	235570.375	43.442	0.007	3.782	Off Peak Load
01/07/2023 11:00	14.809	315691.469	22.286	0.130	3.632	On Peak Load
01/07/2023 12:00	14.787	305127.375	21.838	0.250	3.652	On Peak Load
01/07/2023 13:00	14.856	317174.281	22.275	0.000	3.674	On Peak Load
01/07/2023 14:00	14.868	311191.063	22.092	0.004	3.676	On Peak Load
01/07/2023 15:00	14.840	318704.406	23.301	0.073	3.684	On Peak Load
01/07/2023 16:00	14.836	308304.281	22.922	0.000	3.656	On Peak Load
01/07/2023 17:00	14.817	309160.719	23.116	0.000	3.607	On Peak Load
01/07/2023 18:00	14.826	305106.906	22.962	0.002	3.630	On Peak Load
01/07/2023 19:00	14.829	307082.906	23.627	0.010	3.639	On Peak Load
01/07/2023 20:00	14.828	312811.125	23.739	0.007	3.652	On Peak Load
01/07/2023 21:00	14.814	313193.156	23.556	0.001	3.651	On Peak Load
01/07/2023 22:00	14.834	310128.219	23.947	0.001	3.625	On Peak Load
01/07/2023 23:00	14.764	282260.781	23.155	0.000	3.600	Off Peak Load
02/07/2023 00:00	14.796	274319.563	18.942	0.001	3.618	Off Peak Load
02/07/2023 01:00	14.798	276782.469	19.466	0.000	3.605	Off Peak Load
02/07/2023 02:00	14.804	280917.844	20.406	0.002	3.622	Off Peak Load
02/07/2023 03:00	14.771	280688.125	21.066	0.012	3.588	Off Peak Load
02/07/2023 04:00	14.792	274339.938	22.053	0.008	3.608	Off Peak Load
02/07/2023 05:00	14.833	266195.844	28.672	0.008	3.669	Off Peak Load
02/07/2023 06:00	14.842	263741.250	26.613	0.004	3.640	Off Peak Load
02/07/2023 07:00	14.813	267480.125	23.914	0.004	3.634	Off Peak Load
02/07/2023 08:00	14.866	260761.156	32.748	0.001	3.646	Off Peak Load
02/07/2023 09:00	14.913	264121.156	29.761	0.003	3.668	Off Peak Load
02/07/2023 10:00	14.900	260514.453	33.770	0.001	3.696	Off Peak Load
02/07/2023 11:00	14.878	264040.438	28.275	0.000	3.664	Off Peak Load
02/07/2023 12:00	14.991	259529.891	38.603	0.000	3.736	Off Peak Load
02/07/2023 13:00	14.934	253545.422	33.646	0.000	3.713	Off Peak Load
02/07/2023 14:00	14.933	260271.797	31.105	0.000	3.659	Off Peak Load
02/07/2023 15:00	14.880	261447.438	32.671	0.000	3.707	Off Peak Load
02/07/2023 16:00	14.899	260820.563	26.341	0.000	3.681	Off Peak Load
02/07/2023 17:00	14.862	269340.875	19.201	0.000	3.652	Off Peak Load
02/07/2023 18:00	14.824	274316.531	15.949	0.000	3.640	Off Peak Load
02/07/2023 19:00	14.867	355837.375	24.153	0.000	3.676	Off Peak Load
02/07/2023 20:00	14.826	354988.719	20.357	0.000	3.639	On Peak Load
02/07/2023 21:00	14.761	308954.031	19.451	0.000	3.607	On Peak Load
02/07/2023 22:00	Shutdown	Shutdown	Shutdown	Shutdown	Shutdown	Off Peak Load GT11 SD Half Block
02/07/2023 23:00	Shutdown	Shutdown	Shutdown	Shutdown	Shutdown	Off Peak Load GT11 SD Half Block
03/07/2023 00:00	Shutdown	Shutdown	Shutdown	Shutdown	Shutdown	Off Peak Load GT11 SD Half Block
03/07/2023 01:00	Shutdown	Shutdown	Shutdown	Shutdown	Shutdown	Off Peak Load GT11 SD Half Block
03/07/2023 02:00	Shutdown	Shutdown	Shutdown	Shutdown	Shutdown	Off Peak Load GT11 SD Half Block
03/07/2023 03:00	Shutdown	Shutdown	Shutdown	Shutdown	Shutdown	Off Peak Load GT11 SD Half Block
03/07/2023 04:00	Shutdown	Shutdown	Shutdown	Shutdown	Shutdown	Off Peak Load GT11 SD Half Block
03/07/2023 05:00	Shutdown	Shutdown	Shutdown	Shutdown	Shutdown	Off Peak Load GT11 SD Half Block
03/07/2023 06:00	Shutdown	Shutdown	Shutdown	Shutdown	Shutdown	Off Peak Load GT11 SD Half Block
03/07/2023 07:00	Shutdown	Shutdown	Shutdown	Shutdown	Shutdown	Off Peak Load GT11 SD Half Block
03/07/2023 08:00	Shutdown	Shutdown	Shutdown	Shutdown	Shutdown	Off Peak Load GT11 SD Half Block
03/07/2023 09:00	Shutdown	Shutdown	Shutdown	Shutdown	Shutdown	Off Peak Load GT11 SD Half Block
03/07/2023 10:00	Shutdown	Shutdown	Shutdown	Shutdown	Shutdown	Off Peak Load GT11 SD Half Block
03/07/2023 11:00	14.876	316158.969	24.188	0.000	3.643	On Peak Load
03/07/2023 12:00	14.888	308103.469	26.156	0.000	3.691	On Peak Load
03/07/2023 13:00	14.930	311101.969	24.477	0.000	3.684	On Peak Load
03/07/2023 14:00	14.936	311874.875	25.941	0.000	3.715	On Peak Load
03/07/2023 15:00	14.931	315396.563	25.957	0.000	3.726	On Peak Load
03/07/2023 16:00	14.923	309792.875	26.755	0.000	3.707	On Peak Load
03/07/2023 17:00	14.914	311174.000	26.203	0.000	3.700	On Peak Load
03/07/2023 18:00	14.906	310936.000	25.977	0.001	3.685	On Peak Load
03/07/2023 19:00	14.898	314534.063	23.853	0.002	3.684	On Peak Load
03/07/2023 20:00	14.816	318642.438	23.198	0.004	3.636	On Peak Load
03/07/2023 21:00	14.840	316727.438	24.725	0.016	3.676	On Peak Load
03/07/2023 22:00	14.852	329569.469	24.457	0.004	3.665	On Peak Load
03/07/2023 23:00	Shutdown	Shutdown	Shutdown	Shutdown	Shutdown	Off Peak Load GT11 SD Half Block
04/07/2023 00:00	Shutdown	Shutdown	Shutdown	Shutdown	Shutdown	Off Peak Load GT11 SD Half Block
04/07/2023 01:00	Shutdown	Shutdown	Shutdown	Shutdown	Shutdown	Off Peak Load GT11 SD Half Block
04/07/2023 02:00	Shutdown	Shutdown	Shutdown	Shutdown	Shutdown	Off Peak Load GT11 SD Half Block
04/07/2023 03:00	Shutdown	Shutdown	Shutdown	Shutdown	Shutdown	Off Peak Load GT11 SD Half Block
04/07/2023 04:00	Shutdown	Shutdown	Shutdown	Shutdown	Shutdown	Off Peak Load GT11 SD Half Block

Site Name: [illegible]
Stack Name: [illegible]
Periodically: [illegible]

	Actual Operation Condition		Emission Concentration for Standardization Comparison			
Date & Time	O2	FLOW @1 ATM 25C	HRSG1_NOx@7%O2	HRSG1_SOx@7%O2	HRSG1_Dust (7% O2)	Remark
	%	m3/hr	ppm	ppm	mg/m3	
04/07/2023 05:00	Shutdown	Shutdown	Shutdown	Shutdown	Shutdown	Off Peak Load GT11 SD Half Block
04/07/2023 06:00	Shutdown	Shutdown	Shutdown	Shutdown	Shutdown	Off Peak Load GT11 SD Half Block
04/07/2023 07:00	Shutdown	Shutdown	Shutdown	Shutdown	Shutdown	Off Peak Load GT11 SD Half Block
04/07/2023 08:00	Shutdown	Shutdown	Shutdown	Shutdown	Shutdown	Off Peak Load GT11 SD Half Block
04/07/2023 09:00	Shutdown	Shutdown	Shutdown	Shutdown	Shutdown	Off Peak Load GT11 SD Half Block
04/07/2023 10:00	Shutdown	Shutdown	Shutdown	Shutdown	Shutdown	Off Peak Load GT11 SD Half Block
04/07/2023 11:00	14.920	305688.906	25.549	0.006	3.695	On Peak Load
04/07/2023 12:00	14.945	298976.406	24.584	0.005	3.682	On Peak Load
04/07/2023 13:00	14.924	305039.594	26.355	0.004	3.714	On Peak Load
04/07/2023 14:00	14.932	309555.813	26.967	0.003	3.712	On Peak Load
04/07/2023 15:00	14.926	305123.656	26.259	0.003	3.697	On Peak Load
04/07/2023 16:00	14.955	307698.438	26.016	0.002	3.738	On Peak Load
04/07/2023 17:00	14.950	311287.125	26.289	0.001	3.714	On Peak Load
04/07/2023 18:00	14.944	308246.656	25.432	0.000	3.713	On Peak Load
04/07/2023 19:00	14.912	317741.344	26.342	0.001	3.694	On Peak Load
04/07/2023 20:00	14.909	313213.563	25.734	0.002	3.683	On Peak Load
04/07/2023 21:00	14.856	315312.406	24.777	0.003	3.675	On Peak Load
04/07/2023 22:00	14.839	322657.063	23.811	0.014	3.672	On Peak Load
04/07/2023 23:00	Shutdown	Shutdown	Shutdown	Shutdown	Shutdown	Off Peak Load GT11 SD Half Block
05/07/2023 00:00	Shutdown	Shutdown	Shutdown	Shutdown	Shutdown	Off Peak Load GT11 SD Half Block
05/07/2023 01:00	Shutdown	Shutdown	Shutdown	Shutdown	Shutdown	Off Peak Load GT11 SD Half Block
05/07/2023 02:00	Shutdown	Shutdown	Shutdown	Shutdown	Shutdown	Off Peak Load GT11 SD Half Block
05/07/2023 03:00	Shutdown	Shutdown	Shutdown	Shutdown	Shutdown	Off Peak Load GT11 SD Half Block
05/07/2023 04:00	Shutdown	Shutdown	Shutdown	Shutdown	Shutdown	Off Peak Load GT11 SD Half Block
05/07/2023 05:00	Shutdown	Shutdown	Shutdown	Shutdown	Shutdown	Off Peak Load GT11 SD Half Block
05/07/2023 06:00	Shutdown	Shutdown	Shutdown	Shutdown	Shutdown	Off Peak Load GT11 SD Half Block
05/07/2023 07:00	Shutdown	Shutdown	Shutdown	Shutdown	Shutdown	Off Peak Load GT11 SD Half Block
05/07/2023 08:00	Shutdown	Shutdown	Shutdown	Shutdown	Shutdown	Off Peak Load GT11 SD Half Block
05/07/2023 09:00	Shutdown	Shutdown	Shutdown	Shutdown	Shutdown	Off Peak Load GT11 SD Half Block
05/07/2023 10:00	Shutdown	Shutdown	Shutdown	Shutdown	Shutdown	Off Peak Load GT11 SD Half Block
05/07/2023 11:00	14.927	301439.563	23.523	0.001	3.680	On Peak Load
05/07/2023 12:00	14.933	302803.344	23.989	0.001	3.707	On Peak Load
05/07/2023 13:00	14.923	300724.500	24.672	0.001	3.707	On Peak Load
05/07/2023 14:00	14.934	313230.781	26.383	0.001	3.738	On Peak Load
05/07/2023 15:00	14.929	302290.156	24.626	0.001	3.728	On Peak Load
05/07/2023 16:00	14.921	307701.469	24.683	0.001	3.708	On Peak Load
05/07/2023 17:00	14.911	312369.281	24.408	0.002	3.694	On Peak Load
05/07/2023 18:00	14.913	307302.281	23.991	0.002	3.676	On Peak Load
05/07/2023 19:00	14.906	308826.250	25.264	0.001	3.695	On Peak Load
05/07/2023 20:00	14.850	309141.844	23.773	0.001	3.649	On Peak Load
05/07/2023 21:00	14.817	311622.375	23.730	0.001	3.646	On Peak Load
05/07/2023 22:00	14.826	315339.156	22.579	0.001	3.670	On Peak Load
05/07/2023 23:00	Shutdown	Shutdown	Shutdown	Shutdown	Shutdown	Off Peak Load GT11 SD Half Block
06/07/2023 00:00	Shutdown	Shutdown	Shutdown	Shutdown	Shutdown	Off Peak Load GT11 SD Half Block
06/07/2023 01:00	Shutdown	Shutdown	Shutdown	Shutdown	Shutdown	Off Peak Load GT11 SD Half Block
06/07/2023 02:00	Shutdown	Shutdown	Shutdown	Shutdown	Shutdown	Off Peak Load GT11 SD Half Block
06/07/2023 03:00	Shutdown	Shutdown	Shutdown	Shutdown	Shutdown	Off Peak Load GT11 SD Half Block
06/07/2023 04:00	Shutdown	Shutdown	Shutdown	Shutdown	Shutdown	Off Peak Load GT11 SD Half Block
06/07/2023 05:00	Shutdown	Shutdown	Shutdown	Shutdown	Shutdown	Off Peak Load GT11 SD Half Block
06/07/2023 06:00	Shutdown	Shutdown	Shutdown	Shutdown	Shutdown	Off Peak Load GT11 SD Half Block
06/07/2023 07:00	Shutdown	Shutdown	Shutdown	Shutdown	Shutdown	Off Peak Load GT11 SD Half Block
06/07/2023 08:00	Shutdown	Shutdown	Shutdown	Shutdown	Shutdown	Off Peak Load GT11 SD Half Block
06/07/2023 09:00	Shutdown	Shutdown	Shutdown	Shutdown	Shutdown	Off Peak Load GT11 SD Half Block
06/07/2023 10:00	Shutdown	Shutdown	Shutdown	Shutdown	Shutdown	Off Peak Load GT11 SD Half Block
06/07/2023 11:00	14.919	307132.188	2.360	0.002	1.080	On Peak Load
06/07/2023 12:00	14.919	299000.813	24.116	0.001	3.683	On Peak Load
06/07/2023 13:00	14.864	303301.469	24.381	0.001	3.677	On Peak Load
06/07/2023 14:00	14.842	298914.188	23.605	0.002	3.664	On Peak Load
06/07/2023 15:00	14.866	299344.156	24.019	0.002	3.681	On Peak Load
06/07/2023 16:00	14.859	304117.906	23.976	0.002	3.672	On Peak Load
06/07/2023 17:00	14.841	301089.000	24.348	0.002	3.668	On Peak Load
06/07/2023 18:00	14.822	310675.563	24.158	0.002	3.662	On Peak Load
06/07/2023 19:00	14.803	305300.500	23.935	0.002	3.646	On Peak Load
06/07/2023 20:00	14.785	309173.563	24.517	0.002	3.622	On Peak Load
06/07/2023 21:00	14.796	307526.813	23.766	0.000	3.591	On Peak Load
06/07/2023 22:00	14.796	313424.313	23.158	0.000	3.630	On Peak Load
06/07/2023 23:00	Shutdown	Shutdown	Shutdown	Shutdown	Shutdown	Off Peak Load GT11 SD Half Block
07/07/2023 00:00	Shutdown	Shutdown	Shutdown	Shutdown	Shutdown	Off Peak Load GT11 SD Half Block
07/07/2023 01:00	Shutdown	Shutdown	Shutdown	Shutdown	Shutdown	Off Peak Load GT11 SD Half Block
07/07/2023 02:00	Shutdown	Shutdown	Shutdown	Shutdown	Shutdown	Off Peak Load GT11 SD Half Block
07/07/2023 03:00	Shutdown	Shutdown	Shutdown	Shutdown	Shutdown	Off Peak Load GT11 SD Half Block
07/07/2023 04:00	Shutdown	Shutdown	Shutdown	Shutdown	Shutdown	Off Peak Load GT11 SD Half Block
07/07/2023 05:00	Shutdown	Shutdown	Shutdown	Shutdown	Shutdown	Off Peak Load GT11 SD Half Block
07/07/2023 06:00	Shutdown	Shutdown	Shutdown	Shutdown	Shutdown	Off Peak Load GT11 SD Half Block
07/07/2023 07:00	Shutdown	Shutdown	Shutdown	Shutdown	Shutdown	Off Peak Load GT11 SD Half Block
07/07/2023 08:00	Shutdown	Shutdown	Shutdown	Shutdown	Shutdown	Off Peak Load GT11 SD Half Block

Site Name: [illegible]
Stack Name: [illegible]
Periodically: [illegible]

	Actual Operation Condition		Emission Concentration for Standardization Comparison			
Date & Time	O2	FLOW @1 ATM 25C	HRSG1_NOx@7%O2	HRSG1_SOx@7%O2	HRSG1_Dust (7% O2)	Remark
	%	m3/hr	ppm	ppm	mg/m3	
07/07/2023 09:00	Shutdown	Shutdown	Shutdown	Shutdown	Shutdown	Off Peak Load GT11 SD Half Block
07/07/2023 10:00	Shutdown	Shutdown	Shutdown	Shutdown	Shutdown	Off Peak Load GT11 SD Half Block
07/07/2023 11:00	14.813	303127.625	22.737	0.000	3.627	On Peak Load
07/07/2023 12:00	14.880	298932.375	23.050	0.000	3.667	On Peak Load
07/07/2023 13:00	14.820	306447.313	22.016	0.000	3.642	On Peak Load
07/07/2023 14:00	14.843	311250.438	22.872	0.000	3.648	On Peak Load
07/07/2023 15:00	14.818	309503.000	22.908	0.000	3.611	On Peak Load
07/07/2023 16:00	14.788	309171.875	22.689	0.000	3.607	On Peak Load
07/07/2023 17:00	14.758	303679.500	23.696	0.000	3.597	On Peak Load
07/07/2023 18:00	14.747	305121.406	22.932	0.001	3.622	On Peak Load
07/07/2023 19:00	14.739	306992.719	21.868	0.002	3.588	On Peak Load
07/07/2023 20:00	14.731	308833.406	22.782	0.004	3.597	On Peak Load
07/07/2023 21:00	14.757	308172.531	21.554	0.000	3.593	On Peak Load
07/07/2023 22:00	14.749	316883.375	23.129	0.000	3.614	On Peak Load
07/07/2023 23:00	Shutdown	Shutdown	Shutdown	Shutdown	Shutdown	Off Peak Load GT11 SD Half Block
08/07/2023 00:00	Shutdown	Shutdown	Shutdown	Shutdown	Shutdown	Off Peak Load GT11 SD Half Block
08/07/2023 01:00	Shutdown	Shutdown	Shutdown	Shutdown	Shutdown	Off Peak Load GT11 SD Half Block
08/07/2023 02:00	Shutdown	Shutdown	Shutdown	Shutdown	Shutdown	Off Peak Load GT11 SD Half Block
08/07/2023 03:00	Shutdown	Shutdown	Shutdown	Shutdown	Shutdown	Off Peak Load GT11 SD Half Block
08/07/2023 04:00	Shutdown	Shutdown	Shutdown	Shutdown	Shutdown	Off Peak Load GT11 SD Half Block
08/07/2023 05:00	Shutdown	Shutdown	Shutdown	Shutdown	Shutdown	Off Peak Load GT11 SD Half Block
08/07/2023 06:00	Shutdown	Shutdown	Shutdown	Shutdown	Shutdown	Off Peak Load GT11 SD Half Block
08/07/2023 07:00	Shutdown	Shutdown	Shutdown	Shutdown	Shutdown	Off Peak Load GT11 SD Half Block
08/07/2023 08:00	Shutdown	Shutdown	Shutdown	Shutdown	Shutdown	Off Peak Load GT11 SD Half Block
08/07/2023 09:00	Shutdown	Shutdown	Shutdown	Shutdown	Shutdown	Off Peak Load GT11 SD Half Block
08/07/2023 10:00	Shutdown	Shutdown	Shutdown	Shutdown	Shutdown	Off Peak Load GT11 SD Half Block
08/07/2023 11:00	14.785	318129.813	23.123	0.006	3.621	On Peak Load
08/07/2023 12:00	14.822	311156.469	24.375	0.000	3.659	On Peak Load
08/07/2023 13:00	14.840	307310.375	23.759	0.006	3.642	On Peak Load
08/07/2023 14:00	14.787	317526.906	23.761	0.001	3.606	On Peak Load
08/07/2023 15:00	14.747	308952.406	23.554	0.002	3.592	On Peak Load
08/07/2023 16:00	14.792	313009.375	23.274	0.003	3.641	On Peak Load
08/07/2023 17:00	14.813	313921.250	21.712	0.013	3.616	On Peak Load
08/07/2023 18:00	14.796	315484.031	22.999	0.008	3.630	On Peak Load
08/07/2023 19:00	14.780	321569.594	21.836	0.013	3.622	On Peak Load
08/07/2023 20:00	14.793	321801.000	22.426	0.000	3.627	On Peak Load
08/07/2023 21:00	14.813	324417.094	22.383	0.000	3.635	On Peak Load
08/07/2023 22:00	14.772	316160.406	22.731	0.000	3.628	On Peak Load
08/07/2023 23:00	Shutdown	Shutdown	Shutdown	Shutdown	Shutdown	Off Peak Load GT11 SD Half Block
09/07/2023 00:00	Shutdown	Shutdown	Shutdown	Shutdown	Shutdown	Off Peak Load GT11 SD Half Block
09/07/2023 01:00	Shutdown	Shutdown	Shutdown	Shutdown	Shutdown	Off Peak Load GT11 SD Half Block
09/07/2023 02:00	Shutdown	Shutdown	Shutdown	Shutdown	Shutdown	Off Peak Load GT11 SD Half Block
09/07/2023 03:00	Shutdown	Shutdown	Shutdown	Shutdown	Shutdown	Off Peak Load GT11 SD Half Block
09/07/2023 04:00	Shutdown	Shutdown	Shutdown	Shutdown	Shutdown	Off Peak Load GT11 SD Half Block
09/07/2023 05:00	Shutdown	Shutdown	Shutdown	Shutdown	Shutdown	Off Peak Load GT11 SD Half Block
09/07/2023 06:00	Shutdown	Shutdown	Shutdown	Shutdown	Shutdown	Off Peak Load GT11 SD Half Block
09/07/2023 07:00	Shutdown	Shutdown	Shutdown	Shutdown	Shutdown	Off Peak Load GT11 SD Half Block
09/07/2023 08:00	Shutdown	Shutdown	Shutdown	Shutdown	Shutdown	Off Peak Load GT11 SD Half Block
09/07/2023 09:00	Shutdown	Shutdown	Shutdown	Shutdown	Shutdown	Off Peak Load GT11 SD Half Block
09/07/2023 10:00	Shutdown	Shutdown	Shutdown	Shutdown	Shutdown	Off Peak Load GT11 SD Half Block
09/07/2023 11:00	Shutdown	Shutdown	Shutdown	Shutdown	Shutdown	Off Peak Load GT11 SD Half Block
09/07/2023 12:00	Shutdown	Shutdown	Shutdown	Shutdown	Shutdown	Off Peak Load GT11 SD Half Block
09/07/2023 13:00	Shutdown	Shutdown	Shutdown	Shutdown	Shutdown	Off Peak Load GT11 SD Half Block
09/07/2023 14:00	Shutdown	Shutdown	Shutdown	Shutdown	Shutdown	Off Peak Load GT11 SD Half Block
09/07/2023 15:00	Shutdown	Shutdown	Shutdown	Shutdown	Shutdown	Off Peak Load GT11 SD Half Block
09/07/2023 16:00	Shutdown	Shutdown	Shutdown	Shutdown	Shutdown	Off Peak Load GT11 SD Half Block
09/07/2023 17:00	Shutdown	Shutdown	Shutdown	Shutdown	Shutdown	Off Peak Load GT11 SD Half Block
09/07/2023 18:00	Shutdown	Shutdown	Shutdown	Shutdown	Shutdown	Off Peak Load GT11 SD Half Block
09/07/2023 19:00	14.710	313250.000	23.444	0.006	3.551	On Peak Load
09/07/2023 20:00	14.724	314269.813	24.824	0.000	3.595	On Peak Load
09/07/2023 21:00	14.727	312271.188	23.729	0.007	3.607	On Peak Load
09/07/2023 22:00	Shutdown	Shutdown	Shutdown	Shutdown	Shutdown	Off Peak Load GT11 SD Half Block
09/07/2023 23:00	Shutdown	Shutdown	Shutdown	Shutdown	Shutdown	Off Peak Load GT11 SD Half Block
10/07/2023 00:00	Shutdown	Shutdown	Shutdown	Shutdown	Shutdown	Off Peak Load GT11 SD Half Block
10/07/2023 01:00	Shutdown	Shutdown	Shutdown	Shutdown	Shutdown	Off Peak Load GT11 SD Half Block
10/07/2023 02:00	Shutdown	Shutdown	Shutdown	Shutdown	Shutdown	Off Peak Load GT11 SD Half Block
10/07/2023 03:00	Shutdown	Shutdown	Shutdown	Shutdown	Shutdown	Off Peak Load GT11 SD Half Block
10/07/2023 04:00	Shutdown	Shutdown	Shutdown	Shutdown	Shutdown	Off Peak Load GT11 SD Half Block
10/07/2023 05:00	Shutdown	Shutdown	Shutdown	Shutdown	Shutdown	Off Peak Load GT11 SD Half Block
10/07/2023 06:00	Shutdown	Shutdown	Shutdown	Shutdown	Shutdown	Off Peak Load GT11 SD Half Block
10/07/2023 07:00	Shutdown	Shutdown	Shutdown	Shutdown	Shutdown	Off Peak Load GT11 SD Half Block
10/07/2023 08:00	Shutdown	Shutdown	Shutdown	Shutdown	Shutdown	Off Peak Load GT11 SD Half Block
10/07/2023 09:00	Shutdown	Shutdown	Shutdown	Shutdown	Shutdown	Off Peak Load GT11 SD Half Block
10/07/2023 10:00	15.014	240886.375	50.043	0.000	3.745	Off Peak Load
10/07/2023 11:00	14.670	302422.250	23.559	0.006	3.569	On Peak Load
10/07/2023 12:00	14.718	298911.375	22.460	0.006	3.571	On Peak Load

Site Name: [illegible]
Stack Name: [illegible]
Periodically: [illegible]

	Actual Operation Condition		Emission Concentration for Standardization Comparison			
Date & Time	O2	FLOW @1 ATM 25C	HRSG1_NOx@7%O2	HRSG1_SOx@7%O2	HRSG1_Dust (7% O2)	Remark
	%	m3/hr	ppm	ppm	mg/m3	
10/07/2023 13:00	14.746	296714.500	22.217	0.006	3.596	On Peak Load
10/07/2023 14:00	14.760	298782.188	20.997	0.003	3.589	On Peak Load
10/07/2023 15:00	14.773	300949.063	21.302	0.000	3.629	On Peak Load
10/07/2023 16:00	14.812	302409.406	22.261	0.010	3.646	On Peak Load
10/07/2023 17:00	14.790	303202.188	22.027	0.004	3.636	On Peak Load
10/07/2023 18:00	14.797	301105.813	22.923	0.012	3.636	On Peak Load
10/07/2023 19:00	14.784	302989.344	23.326	0.010	3.631	On Peak Load
10/07/2023 20:00	14.771	301223.750	21.823	0.007	3.598	On Peak Load
10/07/2023 21:00	14.759	302993.281	22.114	0.006	3.595	On Peak Load
10/07/2023 22:00	14.755	310840.313	21.140	0.005	3.611	On Peak Load
10/07/2023 23:00	14.960	241824.016	42.028	0.004	3.725	Off Peak Load
11/07/2023 00:00	14.684	283997.750	19.473	0.002	3.540	Off Peak Load
11/07/2023 01:00	14.672	287654.219	20.585	0.001	3.564	Off Peak Load
11/07/2023 02:00	14.649	283795.063	19.681	0.003	3.541	Off Peak Load
11/07/2023 03:00	14.654	285030.875	20.325	0.005	3.537	Off Peak Load
11/07/2023 04:00	14.661	280759.375	19.672	0.008	3.531	Off Peak Load
11/07/2023 05:00	14.665	285103.438	19.546	0.000	3.558	Off Peak Load
11/07/2023 06:00	14.657	279677.563	19.474	0.000	3.561	Off Peak Load
11/07/2023 07:00	14.669	284108.000	20.528	0.000	3.546	Off Peak Load
11/07/2023 08:00	14.727	270809.094	17.777	0.020	3.585	Off Peak Load
11/07/2023 09:00	14.770	273839.219	17.939	0.004	3.607	Off Peak Load
11/07/2023 10:00	15.132	231246.500	47.997	0.004	3.835	Off Peak Load
11/07/2023 11:00	14.789	295697.563	21.441	0.003	3.659	On Peak Load
11/07/2023 12:00	14.826	298671.281	22.935	0.002	3.648	On Peak Load
11/07/2023 13:00	14.802	299490.281	23.661	0.002	3.665	On Peak Load
11/07/2023 14:00	14.809	303424.125	23.755	0.001	3.619	On Peak Load
11/07/2023 15:00	14.801	306915.656	23.430	0.001	3.627	On Peak Load
11/07/2023 16:00	14.796	304570.469	24.686	0.000	3.620	On Peak Load
11/07/2023 17:00	14.792	301036.813	24.150	0.000	3.618	On Peak Load
11/07/2023 18:00	14.787	303263.781	24.166	0.000	3.642	On Peak Load
11/07/2023 19:00	14.790	306114.781	24.198	0.000	3.613	On Peak Load
11/07/2023 20:00	14.834	302406.688	23.584	0.000	3.619	On Peak Load
11/07/2023 21:00	14.775	301879.875	22.134	0.000	3.588	On Peak Load
11/07/2023 22:00	14.752	308803.625	22.702	0.000	3.601	On Peak Load
11/07/2023 23:00	14.962	245010.875	41.921	0.000	3.703	Off Peak Load
12/07/2023 00:00	14.681	274480.188	18.704	0.000	3.559	Off Peak Load
12/07/2023 01:00	14.713	287048.875	17.527	0.000	3.565	Off Peak Load
12/07/2023 02:00	14.663	292823.531	19.730	0.000	3.579	Off Peak Load
12/07/2023 03:00	14.645	282401.938	19.448	0.001	3.530	Off Peak Load
12/07/2023 04:00	14.628	287252.531	20.493	0.002	3.531	Off Peak Load
12/07/2023 05:00	14.678	277521.219	19.496	0.002	3.560	Off Peak Load
12/07/2023 06:00	14.642	282653.063	20.371	0.003	3.553	Off Peak Load
12/07/2023 07:00	14.722	274270.406	16.918	0.004	3.588	Off Peak Load
12/07/2023 08:00	14.794	266634.188	25.222	0.003	3.640	Off Peak Load
12/07/2023 09:00	14.845	260901.422	25.886	0.003	3.669	Off Peak Load
12/07/2023 10:00	15.231	222973.609	50.356	0.003	3.923	Off Peak Load
12/07/2023 11:00	14.761	290525.875	21.003	0.002	3.612	On Peak Load
12/07/2023 12:00	14.830	287443.406	22.673	0.002	3.604	On Peak Load
12/07/2023 13:00	14.751	284098.406	22.014	0.002	3.605	On Peak Load
12/07/2023 14:00	14.841	291403.688	22.137	0.002	3.637	On Peak Load
12/07/2023 15:00	14.798	296062.438	22.388	0.001	3.647	On Peak Load
12/07/2023 16:00	14.813	292891.313	22.073	0.001	3.614	On Peak Load
12/07/2023 17:00	14.814	300754.000	23.060	0.001	3.642	On Peak Load
12/07/2023 18:00	14.787	301709.750	20.900	0.001	3.639	On Peak Load
12/07/2023 19:00	14.760	305071.094	18.015	0.001	3.596	On Peak Load
12/07/2023 20:00	14.733	302938.125	17.168	0.001	3.606	On Peak Load
12/07/2023 21:00	14.853	256903.125	27.222	0.001	3.669	On Peak Load
12/07/2023 22:00	14.766	305091.188	14.474	0.000	3.568	On Peak Load
12/07/2023 23:00	14.894	243976.406	34.610	0.000	3.697	Off Peak Load
13/07/2023 00:00	14.668	282466.438	14.774	0.001	3.542	Off Peak Load
13/07/2023 01:00	14.709	293536.313	12.208	0.001	3.554	Off Peak Load
13/07/2023 02:00	14.677	292953.313	14.582	0.001	3.575	Off Peak Load
13/07/2023 03:00	14.655	293027.094	13.302	0.002	3.554	Off Peak Load
13/07/2023 04:00	14.650	292426.781	13.214	0.002	3.556	Off Peak Load
13/07/2023 05:00	14.635	288733.406	14.865	0.003	3.536	Off Peak Load
13/07/2023 06:00	14.616	284527.000	1.731	0.003	3.537	Off Peak Load
13/07/2023 07:00	14.665	273873.219	3.824	0.004	3.546	Off Peak Load
13/07/2023 08:00	14.769	271371.844	11.872	0.004	3.619	Off Peak Load
13/07/2023 09:00	14.818	266183.781	14.870	0.004	3.646	Off Peak Load
13/07/2023 10:00	15.222	220448.922	33.636	0.003	3.924	Off Peak Load
13/07/2023 11:00	14.737	286080.875	14.403	0.003	3.603	On Peak Load
13/07/2023 12:00	14.774	286596.000	10.903	0.003	3.630	On Peak Load
13/07/2023 13:00	14.838	286595.656	16.576	0.003	3.639	On Peak Load
13/07/2023 14:00	14.819	286799.063	13.243	0.003	3.639	On Peak Load
13/07/2023 15:00	14.859	298284.250	7.317	0.003	3.642	On Peak Load
13/07/2023 16:00	14.858	307083.375	8.093	0.002	3.649	On Peak Load

Site Name: [illegible]
Stack Name: [illegible]
Periodically: [illegible]

Date & Time	Actual Operation Condition		Emission Concentration for Standardization Comparison			Remark
	O2	FLOW @1 ATM 25C	HRSG1_NOx@7%O2	HRSG1_SOx@7%O2	HRSG1_Dust (7%O2)	
	%	m3/hr	ppm	ppm	mg/m3	
13/07/2023 17:00	14.816	301236.531	12.424	0.002	3.617	On Peak Load
13/07/2023 18:00	14.768	300812.281	12.872	0.002	3.624	On Peak Load
13/07/2023 19:00	14.737	297008.250	10.301	0.001	3.610	On Peak Load
13/07/2023 20:00	14.723	298967.438	6.747	0.001	3.573	On Peak Load
13/07/2023 21:00	14.740	301251.563	11.664	0.000	3.587	On Peak Load
13/07/2023 22:00	14.765	307063.281	11.402	0.000	3.570	On Peak Load
13/07/2023 23:00	14.903	245687.656	33.553	0.000	3.697	Off Peak Load
14/07/2023 00:00	14.625	280461.719	10.717	0.000	3.507	Off Peak Load
14/07/2023 01:00	14.655	292878.875	9.481	0.000	3.565	Off Peak Load
14/07/2023 02:00	14.732	300082.500	11.687	0.000	3.584	Off Peak Load
14/07/2023 03:00	14.699	290815.875	1.254	0.000	3.541	Off Peak Load
14/07/2023 04:00	14.670	292948.406	7.395	0.000	3.571	Off Peak Load
14/07/2023 05:00	14.640	283898.406	12.245	0.000	3.561	Off Peak Load
14/07/2023 06:00	14.682	292983.375	10.490	0.000	3.557	Off Peak Load
14/07/2023 07:00	14.657	287658.219	9.227	0.000	3.541	Off Peak Load
14/07/2023 08:00	14.708	279481.031	15.558	0.000	3.577	Off Peak Load
14/07/2023 09:00	14.748	274679.406	9.598	0.000	3.591	Off Peak Load
14/07/2023 10:00	15.159	230116.953	40.639	0.000	3.859	Off Peak Load
14/07/2023 11:00	14.786	298027.688	7.240	0.000	3.622	On Peak Load
14/07/2023 12:00	14.837	291729.719	11.840	0.000	3.635	On Peak Load
14/07/2023 13:00	14.854	294008.000	13.818	0.000	3.646	On Peak Load
14/07/2023 14:00	14.845	292998.500	9.468	0.000	3.626	On Peak Load
14/07/2023 15:00	14.834	305289.094	11.134	0.000	3.656	On Peak Load
14/07/2023 16:00	14.809	305121.344	11.536	0.000	3.644	On Peak Load
14/07/2023 17:00	14.778	302612.031	11.441	0.000	3.625	On Peak Load
14/07/2023 18:00	14.745	298717.156	11.771	0.000	3.633	On Peak Load
14/07/2023 19:00	14.715	299036.563	11.600	0.000	3.594	On Peak Load
14/07/2023 20:00	14.710	302051.875	8.542	0.000	3.589	On Peak Load
14/07/2023 21:00	14.732	304138.906	15.152	0.000	3.610	On Peak Load
14/07/2023 22:00	14.730	307281.031	3.517	0.001	3.579	On Peak Load
14/07/2023 23:00	Shutdown	Shutdown	Shutdown	Shutdown	Shutdown	Off Peak Load GT11 SD Half Block
15/07/2023 00:00	Shutdown	Shutdown	Shutdown	Shutdown	Shutdown	Off Peak Load GT11 SD Half Block
15/07/2023 01:00	Shutdown	Shutdown	Shutdown	Shutdown	Shutdown	Off Peak Load GT11 SD Half Block
15/07/2023 02:00	Shutdown	Shutdown	Shutdown	Shutdown	Shutdown	Off Peak Load GT11 SD Half Block
15/07/2023 03:00	Shutdown	Shutdown	Shutdown	Shutdown	Shutdown	Off Peak Load GT11 SD Half Block
15/07/2023 04:00	Shutdown	Shutdown	Shutdown	Shutdown	Shutdown	Off Peak Load GT11 SD Half Block
15/07/2023 05:00	Shutdown	Shutdown	Shutdown	Shutdown	Shutdown	Off Peak Load GT11 SD Half Block
15/07/2023 06:00	Shutdown	Shutdown	Shutdown	Shutdown	Shutdown	Off Peak Load GT11 SD Half Block
15/07/2023 07:00	Shutdown	Shutdown	Shutdown	Shutdown	Shutdown	Off Peak Load GT11 SD Half Block
15/07/2023 08:00	Shutdown	Shutdown	Shutdown	Shutdown	Shutdown	Off Peak Load GT11 SD Half Block
15/07/2023 09:00	Shutdown	Shutdown	Shutdown	Shutdown	Shutdown	Off Peak Load GT11 SD Half Block
15/07/2023 10:00	Shutdown	Shutdown	Shutdown	Shutdown	Shutdown	Off Peak Load GT11 SD Half Block
15/07/2023 11:00	14.844	303012.250	16.430	0.000	3.665	On Peak Load
15/07/2023 12:00	14.871	303178.000	17.192	0.000	3.685	On Peak Load
15/07/2023 13:00	14.908	306705.406	17.414	0.000	3.699	On Peak Load
15/07/2023 14:00	14.889	307074.469	17.092	0.000	3.716	On Peak Load
15/07/2023 15:00	14.886	305365.313	15.038	0.000	3.698	On Peak Load
15/07/2023 16:00	14.903	308763.188	16.296	0.000	3.696	On Peak Load
15/07/2023 17:00	14.875	309291.906	15.028	0.001	3.669	On Peak Load
15/07/2023 18:00	14.860	308920.781	15.022	0.002	3.647	On Peak Load
15/07/2023 19:00	14.817	303030.594	13.734	0.002	3.615	On Peak Load
15/07/2023 20:00	14.772	303813.625	12.639	0.002	3.603	On Peak Load
15/07/2023 21:00	14.757	303061.594	10.715	0.002	3.595	On Peak Load
15/07/2023 22:00	14.741	303925.188	11.065	0.001	3.580	On Peak Load
15/07/2023 23:00	Shutdown	Shutdown	Shutdown	Shutdown	Shutdown	Off Peak Load GT11 SD Half Block
16/07/2023 00:00	Shutdown	Shutdown	Shutdown	Shutdown	Shutdown	Off Peak Load GT11 SD Half Block
16/07/2023 01:00	Shutdown	Shutdown	Shutdown	Shutdown	Shutdown	Off Peak Load GT11 SD Half Block
16/07/2023 02:00	Shutdown	Shutdown	Shutdown	Shutdown	Shutdown	Off Peak Load GT11 SD Half Block
16/07/2023 03:00	Shutdown	Shutdown	Shutdown	Shutdown	Shutdown	Off Peak Load GT11 SD Half Block
16/07/2023 04:00	Shutdown	Shutdown	Shutdown	Shutdown	Shutdown	Off Peak Load GT11 SD Half Block
16/07/2023 05:00	Shutdown	Shutdown	Shutdown	Shutdown	Shutdown	Off Peak Load GT11 SD Half Block
16/07/2023 06:00	Shutdown	Shutdown	Shutdown	Shutdown	Shutdown	Off Peak Load GT11 SD Half Block
16/07/2023 07:00	Shutdown	Shutdown	Shutdown	Shutdown	Shutdown	Off Peak Load GT11 SD Half Block
16/07/2023 08:00	Shutdown	Shutdown	Shutdown	Shutdown	Shutdown	Off Peak Load GT11 SD Half Block
16/07/2023 09:00	Shutdown	Shutdown	Shutdown	Shutdown	Shutdown	Off Peak Load GT11 SD Half Block
16/07/2023 10:00	Shutdown	Shutdown	Shutdown	Shutdown	Shutdown	Off Peak Load GT11 SD Half Block
16/07/2023 11:00	Shutdown	Shutdown	Shutdown	Shutdown	Shutdown	Off Peak Load GT11 SD Half Block
16/07/2023 12:00	Shutdown	Shutdown	Shutdown	Shutdown	Shutdown	Off Peak Load GT11 SD Half Block
16/07/2023 13:00	Shutdown	Shutdown	Shutdown	Shutdown	Shutdown	Off Peak Load GT11 SD Half Block
16/07/2023 14:00	Shutdown	Shutdown	Shutdown	Shutdown	Shutdown	Off Peak Load GT11 SD Half Block
16/07/2023 15:00	Shutdown	Shutdown	Shutdown	Shutdown	Shutdown	Off Peak Load GT11 SD Half Block
16/07/2023 16:00	Shutdown	Shutdown	Shutdown	Shutdown	Shutdown	Off Peak Load GT11 SD Half Block
16/07/2023 17:00	Shutdown	Shutdown	Shutdown	Shutdown	Shutdown	Off Peak Load GT11 SD Half Block
16/07/2023 18:00	Shutdown	Shutdown	Shutdown	Shutdown	Shutdown	Off Peak Load GT11 SD Half Block
16/07/2023 19:00	14.795	342058.188	16.331	0.002	3.650	On Peak Load
16/07/2023 20:00	14.774	311256.750	15.039	0.002	3.640	On Peak Load

Site Name: [illegible]
Stack Name: [illegible]
Periodically: [illegible]

Date & Time	Actual Operation Condition		Emission Concentration for Standardization Comparison			Remark
	O2	FLOW @1 ATM 25C	HRSG1_NOx@7%O2	HRSG1_SOx@7%O2	HRSG1_Dust (7%O2)	
	%	m3/hr	ppm	ppm	mg/m3	
16/07/2023 21:00	14.796	311159.625	15.252	0.002	3.614	On Peak Load
16/07/2023 22:00	14.809	315422.063	15.782	0.002	3.653	On Peak Load
16/07/2023 23:00	14.827	274303.438	16.083	0.001	3.644	Off Peak Load
17/07/2023 00:00	14.855	268091.188	25.125	0.001	3.649	Off Peak Load
17/07/2023 01:00	14.859	265027.188	22.393	0.001	3.649	Off Peak Load
17/07/2023 02:00	14.813	274314.000	17.451	0.001	3.626	Off Peak Load
17/07/2023 03:00	14.781	277598.344	15.907	0.001	3.605	Off Peak Load
17/07/2023 04:00	14.795	270404.938	20.714	0.001	3.643	Off Peak Load
17/07/2023 05:00	14.822	274335.875	19.240	0.001	3.626	Off Peak Load
17/07/2023 06:00	14.787	276590.094	12.401	0.001	3.609	Off Peak Load
17/07/2023 07:00	14.752	278492.188	10.941	0.001	3.611	Off Peak Load
17/07/2023 08:00	14.812	272461.219	16.325	0.001	3.631	Off Peak Load
17/07/2023 09:00	14.868	267336.781	20.415	0.001	3.660	Off Peak Load
17/07/2023 10:00	15.258	227904.250	40.827	0.001	3.918	Off Peak Load
17/07/2023 11:00	14.733	295031.656	11.189	0.001	3.590	On Peak Load
17/07/2023 12:00	14.781	294814.281	13.087	0.001	3.622	On Peak Load
17/07/2023 13:00	14.741	288179.906	7.183	0.001	3.597	On Peak Load
17/07/2023 14:00	14.775	290013.344	5.892	0.001	3.625	On Peak Load
17/07/2023 15:00	14.787	292197.219	7.436	0.001	3.596	On Peak Load
17/07/2023 16:00	14.835	302924.500	7.587	0.001	3.634	On Peak Load
17/07/2023 17:00	14.802	298973.563	13.585	0.001	3.639	On Peak Load
17/07/2023 18:00	14.797	298630.938	13.590	0.001	3.628	On Peak Load
17/07/2023 19:00	14.784	295834.281	11.853	0.001	3.602	On Peak Load
17/07/2023 20:00	14.767	299404.281	12.618	0.003	3.637	On Peak Load
17/07/2023 21:00	14.770	298961.844	7.682	0.004	3.600	On Peak Load
17/07/2023 22:00	14.830	309123.563	13.718	0.006	3.647	On Peak Load
17/07/2023 23:00	Shutdown	Shutdown	Shutdown	Shutdown	Shutdown	Off Peak Load GT11 SD Half Block
18/07/2023 00:00	Shutdown	Shutdown	Shutdown	Shutdown	Shutdown	Off Peak Load GT11 SD Half Block
18/07/2023 01:00	Shutdown	Shutdown	Shutdown	Shutdown	Shutdown	Off Peak Load GT11 SD Half Block
18/07/2023 02:00	Shutdown	Shutdown	Shutdown	Shutdown	Shutdown	Off Peak Load GT11 SD Half Block
18/07/2023 03:00	Shutdown	Shutdown	Shutdown	Shutdown	Shutdown	Off Peak Load GT11 SD Half Block
18/07/2023 04:00	Shutdown	Shutdown	Shutdown	Shutdown	Shutdown	Off Peak Load GT11 SD Half Block
18/07/2023 05:00	Shutdown	Shutdown	Shutdown	Shutdown	Shutdown	Off Peak Load GT11 SD Half Block
18/07/2023 06:00	Shutdown	Shutdown	Shutdown	Shutdown	Shutdown	Off Peak Load GT11 SD Half Block
18/07/2023 07:00	Shutdown	Shutdown	Shutdown	Shutdown	Shutdown	Off Peak Load GT11 SD Half Block
18/07/2023 08:00	Shutdown	Shutdown	Shutdown	Shutdown	Shutdown	Off Peak Load GT11 SD Half Block
18/07/2023 09:00	Shutdown	Shutdown	Shutdown	Shutdown	Shutdown	Off Peak Load GT11 SD Half Block
18/07/2023 10:00	Shutdown	Shutdown	Shutdown	Shutdown	Shutdown	Off Peak Load GT11 SD Half Block
18/07/2023 11:00	14.768	293006.688	14.816	0.005	3.610	On Peak Load
18/07/2023 12:00	14.830	300928.375	15.229	0.004	3.662	On Peak Load
18/07/2023 13:00	14.784	303285.438	13.132	0.003	3.631	On Peak Load
18/07/2023 14:00	14.774	304203.000	13.921	0.002	3.636	On Peak Load
18/07/2023 15:00	14.796	298853.500	13.395	0.001	3.621	On Peak Load
18/07/2023 16:00	14.826	303867.000	14.389	0.001	3.668	On Peak Load
18/07/2023 17:00	14.807	298947.250	14.554	0.000	3.654	On Peak Load
18/07/2023 18:00	14.787	300576.469	13.418	0.000	3.640	On Peak Load
18/07/2023 19:00	14.796	300978.844	13.952	0.000	3.637	On Peak Load
18/07/2023 20:00	14.773	292806.188	13.323	0.001	3.593	On Peak Load
18/07/2023 21:00	14.777	294955.750	13.619	0.001	3.600	On Peak Load
18/07/2023 22:00	14.720	298504.500	14.345	0.001	3.587	On Peak Load
18/07/2023 23:00	Shutdown	Shutdown	Shutdown	Shutdown	Shutdown	Off Peak Load GT11 SD Half Block
19/07/2023 00:00	Shutdown	Shutdown	Shutdown	Shutdown	Shutdown	Off Peak Load GT11 SD Half Block
19/07/2023 01:00	Shutdown	Shutdown	Shutdown	Shutdown	Shutdown	Off Peak Load GT11 SD Half Block
19/07/2023 02:00	Shutdown	Shutdown	Shutdown	Shutdown	Shutdown	Off Peak Load GT11 SD Half Block
19/07/2023 03:00	Shutdown	Shutdown	Shutdown	Shutdown	Shutdown	Off Peak Load GT11 SD Half Block
19/07/2023 04:00	Shutdown	Shutdown	Shutdown	Shutdown	Shutdown	Off Peak Load GT11 SD Half Block
19/07/2023 05:00	Shutdown	Shutdown	Shutdown	Shutdown	Shutdown	Off Peak Load GT11 SD Half Block
19/07/2023 06:00	Shutdown	Shutdown	Shutdown	Shutdown	Shutdown	Off Peak Load GT11 SD Half Block
19/07/2023 07:00	Shutdown	Shutdown	Shutdown	Shutdown	Shutdown	Off Peak Load GT11 SD Half Block
19/07/2023 08:00	Shutdown	Shutdown	Shutdown	Shutdown	Shutdown	Off Peak Load GT11 SD Half Block
19/07/2023 09:00	Shutdown	Shutdown	Shutdown	Shutdown	Shutdown	Off Peak Load GT11 SD Half Block
19/07/2023 10:00	Shutdown	Shutdown	Shutdown	Shutdown	Shutdown	Off Peak Load GT11 SD Half Block
19/07/2023 11:00	14.652	294773.188	13.855	0.000	3.520	On Peak Load
19/07/2023 12:00	14.663	292798.656	9.921	0.000	3.551	On Peak Load
19/07/2023 13:00	14.736	294871.531	12.964	0.000	3.590	On Peak Load
19/07/2023 14:00	14.794	296798.094	12.588	0.000	3.616	On Peak Load
19/07/2023 15:00	14.818	293359.688	12.257	0.000	3.616	On Peak Load
19/07/2023 16:00	14.815	295616.406	10.497	0.000	3.624	On Peak Load
19/07/2023 17:00	14.801	299156.531	11.644	0.000	3.636	On Peak Load
19/07/2023 18:00	14.777	300962.531	9.681	0.000	3.620	On Peak Load
19/07/2023 19:00	14.754	299918.219	8.963	0.000	3.596	On Peak Load
19/07/2023 20:00	14.766	299010.813	11.470	0.000	3.622	On Peak Load
19/07/2023 21:00	14.772	299737.875	8.934	0.000	3.605	On Peak Load
19/07/2023 22:00	14.783	303062.906	10.986	0.000	3.632	On Peak Load
19/07/2023 23:00	14.892	367649.438	15.628	0.000	3.677	Off Peak Load GT12 SD Half Block
20/07/2023 00:00	14.916	360369.906	14.977	0.000	3.689	Off Peak Load GT12 SD Half Block

Site Name: [illegible]
Stack Name: [illegible]
Periodically: [illegible]

Date & Time	Actual Operation Condition		Emission Concentration for Standardization Comparison			Remark
	O2	FLOW @1 ATM 25C	HRSG1_NOx@7%O2	HRSG1_SOx@7%O2	HRSG1_Dust (7%O2)	
	%	m3/hr	ppm	ppm	mg/m3	
20/07/2023 01:00	14.907	360365.031	11.926	0.000	3.677	Off Peak Load GT12 SD Half Block
20/07/2023 02:00	14.901	360353.156	16.387	0.000	3.676	Off Peak Load GT12 SD Half Block
20/07/2023 03:00	14.895	360239.688	12.234	0.000	3.671	Off Peak Load GT12 SD Half Block
20/07/2023 04:00	14.889	361722.031	12.281	0.000	3.675	Off Peak Load GT12 SD Half Block
20/07/2023 05:00	14.879	360651.688	11.085	0.000	3.678	Off Peak Load GT12 SD Half Block
20/07/2023 06:00	14.845	360215.375	15.313	0.000	3.671	Off Peak Load GT12 SD Half Block
20/07/2023 07:00	14.877	358643.906	13.427	0.000	3.673	Off Peak Load GT12 SD Half Block
20/07/2023 08:00	14.874	362506.719	16.220	0.000	3.694	Off Peak Load GT12 SD Half Block
20/07/2023 09:00	14.878	360620.563	14.532	0.001	3.702	Off Peak Load GT12 SD Half Block
20/07/2023 10:00	14.874	266220.656	16.877	0.001	3.662	Off Peak Load
20/07/2023 11:00	14.744	291119.719	3.634	0.001	3.591	On Peak Load
20/07/2023 12:00	14.756	292911.781	3.937	0.000	3.605	On Peak Load
20/07/2023 13:00	14.800	292794.969	11.823	0.000	3.621	On Peak Load
20/07/2023 14:00	14.762	294889.094	7.424	0.000	3.587	On Peak Load
20/07/2023 15:00	14.768	302114.969	0.021	0.000	3.619	On Peak Load
20/07/2023 16:00	14.740	297644.500	7.456	0.000	3.588	On Peak Load
20/07/2023 17:00	14.651	296460.188	1.123	0.000	3.536	On Peak Load
20/07/2023 18:00	14.704	300097.500	4.489	0.000	3.574	On Peak Load
20/07/2023 19:00	14.687	298901.063	9.166	0.000	3.580	On Peak Load
20/07/2023 20:00	14.674	304972.188	4.138	0.000	3.555	On Peak Load
20/07/2023 21:00	14.650	298986.031	0.221	0.000	3.553	On Peak Load
20/07/2023 22:00	14.677	308915.281	1.869	0.000	3.570	On Peak Load
20/07/2023 23:00	14.980	245724.156	37.784	0.000	3.778	Off Peak Load
21/07/2023 00:00	14.670	282698.469	5.596	0.000	3.566	Off Peak Load
21/07/2023 01:00	14.697	278711.281	6.562	0.000	3.555	Off Peak Load
21/07/2023 02:00	14.683	288375.688	9.991	0.000	3.547	Off Peak Load
21/07/2023 03:00	14.661	284715.406	5.505	0.000	3.538	Off Peak Load
21/07/2023 04:00	14.680	277857.344	8.503	0.000	3.552	Off Peak Load
21/07/2023 05:00	14.707	280664.594	8.895	0.000	3.554	Off Peak Load
21/07/2023 06:00	14.690	280924.094	9.741	0.000	3.580	Off Peak Load
21/07/2023 07:00	14.686	278696.875	10.005	0.000	3.577	Off Peak Load
21/07/2023 08:00	14.678	282671.000	4.138	0.000	3.556	Off Peak Load
21/07/2023 09:00	14.738	278134.844	12.373	0.000	3.585	Off Peak Load
21/07/2023 10:00	15.099	236564.844	35.046	0.000	3.808	Off Peak Load
21/07/2023 11:00	14.661	300548.969	11.987	0.000	3.543	On Peak Load
21/07/2023 12:00	14.681	294442.438	10.333	0.000	3.533	On Peak Load
21/07/2023 13:00	14.643	291980.875	6.996	0.000	3.517	On Peak Load
21/07/2023 14:00	14.661	293025.813	6.654	0.000	3.546	On Peak Load
21/07/2023 15:00	14.661	288765.156	5.631	0.001	3.539	On Peak Load
21/07/2023 16:00	14.714	288798.375	7.808	0.001	3.580	On Peak Load
21/07/2023 17:00	14.695	290488.125	6.160	0.001	3.561	On Peak Load
21/07/2023 18:00	14.724	291353.500	9.438	0.001	3.574	On Peak Load
21/07/2023 19:00	14.687	296495.469	5.045	0.001	3.567	On Peak Load
21/07/2023 20:00	14.688	297739.313	7.740	0.001	3.525	On Peak Load
21/07/2023 21:00	14.669	296861.875	10.823	0.001	3.536	On Peak Load
21/07/2023 22:00	14.686	302053.594	5.188	0.001	3.555	On Peak Load
21/07/2023 23:00	14.984	247760.266	36.521	0.001	3.752	Off Peak Load
22/07/2023 00:00	14.703	280936.344	0.276	0.001	3.540	Off Peak Load
22/07/2023 01:00	14.685	286050.875	8.718	0.001	3.547	Off Peak Load
22/07/2023 02:00	14.638	288401.313	0.844	0.001	3.526	Off Peak Load
22/07/2023 03:00	14.651	287105.063	10.478	0.001	3.532	Off Peak Load
22/07/2023 04:00	14.661	284517.875	5.083	0.002	3.529	Off Peak Load
22/07/2023 05:00	14.690	286520.375	7.134	0.002	3.575	Off Peak Load
22/07/2023 06:00	14.683	281643.563	9.869	0.002	3.554	Off Peak Load
22/07/2023 07:00	14.728	280479.594	15.015	0.002	3.575	Off Peak Load
22/07/2023 08:00	14.754	268969.750	20.002	0.002	3.600	Off Peak Load
22/07/2023 09:00	14.748	275223.125	12.027	0.003	3.567	Off Peak Load
22/07/2023 10:00	15.102	235166.078	37.418	0.003	3.818	Off Peak Load
22/07/2023 11:00	14.679	302064.438	7.452	0.002	3.578	On Peak Load
22/07/2023 12:00	14.746	305117.688	8.310	0.002	3.583	On Peak Load
22/07/2023 13:00	14.757	312530.531	10.037	0.002	3.620	On Peak Load
22/07/2023 14:00	14.740	315710.469	11.167	0.002	3.589	On Peak Load
22/07/2023 15:00	14.675	301729.688	12.540	0.002	3.562	On Peak Load
22/07/2023 16:00	14.684	309688.906	8.343	0.002	3.559	On Peak Load
22/07/2023 17:00	14.679	305424.625	10.052	0.002	3.570	On Peak Load
22/07/2023 18:00	14.688	309714.781	12.981	0.002	3.575	On Peak Load
22/07/2023 19:00	14.711	307830.531	9.289	0.002	3.572	On Peak Load
22/07/2023 20:00	14.690	314837.125	3.750	0.003	3.559	On Peak Load
22/07/2023 21:00	14.699	301002.250	7.046	0.003	3.559	On Peak Load
22/07/2023 22:00	14.677	308880.219	13.733	0.003	3.573	On Peak Load
22/07/2023 23:00	14.980	245614.016	27.323	0.003	3.737	Off Peak Load
23/07/2023 00:00	14.717	272970.406	15.310	0.003	3.586	Off Peak Load
23/07/2023 01:00	14.727	278187.938	13.716	0.003	3.570	Off Peak Load
23/07/2023 02:00	14.707	276812.406	9.127	0.003	3.579	Off Peak Load
23/07/2023 03:00	14.701	278926.688	12.515	0.003	3.578	Off Peak Load
23/07/2023 04:00	14.747	280057.313	10.765	0.003	3.592	Off Peak Load

Site Name: [illegible]
Stack Name: [illegible]
Periodically: [illegible]

Date & Time	Actual Operation Condition		Emission Concentration for Standardization Comparison			Remark
	O2	FLOW @1 ATM 25C	HRSG1_NOx@7%O2	HRSG1_SOx@7%O2	HRSG1_Dust (7%O2)	
	%	m3/hr	ppm	ppm	mg/m3	
23/07/2023 05:00	14.745	271120.313	16.847	0.003	3.596	Off Peak Load
23/07/2023 06:00	14.779	275032.719	21.304	0.002	3.618	Off Peak Load
23/07/2023 07:00	14.773	268377.438	14.430	0.002	3.609	Off Peak Load
23/07/2023 08:00	14.823	264614.594	27.880	0.002	3.650	Off Peak Load
23/07/2023 09:00	14.836	265997.219	17.384	0.002	3.631	Off Peak Load
23/07/2023 10:00	14.899	259678.859	27.393	0.002	3.676	Off Peak Load
23/07/2023 11:00	14.896	261424.766	27.440	0.002	3.694	Off Peak Load
23/07/2023 12:00	14.859	261971.656	26.611	0.002	3.667	Off Peak Load
23/07/2023 13:00	14.847	263213.156	29.501	0.002	3.654	Off Peak Load
23/07/2023 14:00	14.836	262193.219	23.726	0.002	3.641	Off Peak Load
23/07/2023 15:00	14.785	264445.438	20.982	0.002	3.626	Off Peak Load
23/07/2023 16:00	14.810	265017.125	20.752	0.002	3.625	Off Peak Load
23/07/2023 17:00	14.826	265155.719	19.393	0.002	3.614	Off Peak Load
23/07/2023 18:00	14.811	264390.375	17.466	0.002	3.609	Off Peak Load
23/07/2023 19:00	14.794	359225.375	16.275	0.001	3.659	On Peak Load
23/07/2023 20:00	14.677	298999.875	10.488	0.001	3.555	On Peak Load
23/07/2023 21:00	14.706	302304.406	10.812	0.000	3.577	On Peak Load
23/07/2023 22:00	14.974	261343.016	32.813	0.000	3.704	On Peak Load
23/07/2023 23:00	Shutdown	Shutdown	Shutdown	Shutdown	Shutdown	Off Peak Load GT11 SD Half Block
24/07/2023 00:00	Shutdown	Shutdown	Shutdown	Shutdown	Shutdown	Off Peak Load GT11 SD Half Block
24/07/2023 01:00	Shutdown	Shutdown	Shutdown	Shutdown	Shutdown	Off Peak Load GT11 SD Half Block
24/07/2023 02:00	Shutdown	Shutdown	Shutdown	Shutdown	Shutdown	Off Peak Load GT11 SD Half Block
24/07/2023 03:00	Shutdown	Shutdown	Shutdown	Shutdown	Shutdown	Off Peak Load GT11 SD Half Block
24/07/2023 04:00	Shutdown	Shutdown	Shutdown	Shutdown	Shutdown	Off Peak Load GT11 SD Half Block
24/07/2023 05:00	Shutdown	Shutdown	Shutdown	Shutdown	Shutdown	Off Peak Load GT11 SD Half Block
24/07/2023 06:00	Shutdown	Shutdown	Shutdown	Shutdown	Shutdown	Off Peak Load GT11 SD Half Block
24/07/2023 07:00	Shutdown	Shutdown	Shutdown	Shutdown	Shutdown	Off Peak Load GT11 SD Half Block
24/07/2023 08:00	Shutdown	Shutdown	Shutdown	Shutdown	Shutdown	Off Peak Load GT11 SD Half Block
24/07/2023 09:00	Shutdown	Shutdown	Shutdown	Shutdown	Shutdown	Off Peak Load GT11 SD Half Block
24/07/2023 10:00	Shutdown	Shutdown	Shutdown	Shutdown	Shutdown	Off Peak Load GT11 SD Half Block
24/07/2023 11:00	14.672	290727.906	13.924	0.000	3.567	On Peak Load
24/07/2023 12:00	14.739	286664.750	14.960	0.000	3.593	On Peak Load
24/07/2023 13:00	14.768	286784.500	13.875	0.000	3.605	On Peak Load
24/07/2023 14:00	14.817	289897.781	15.020	0.000	3.629	On Peak Load
24/07/2023 15:00	14.783	296718.438	13.847	0.000	3.616	On Peak Load
24/07/2023 16:00	14.743	292803.656	13.186	0.000	3.594	On Peak Load
24/07/2023 17:00	14.719	294787.406	13.548	0.000	3.574	On Peak Load
24/07/2023 18:00	14.753	299794.969	9.638	0.000	3.599	On Peak Load
24/07/2023 19:00	14.740	297345.438	15.299	0.000	3.585	On Peak Load
24/07/2023 20:00	14.727	296159.031	11.721	0.000	3.595	On Peak Load
24/07/2023 21:00	14.715	294815.688	10.751	0.000	3.568	On Peak Load
24/07/2023 22:00	14.703	294275.750	14.617	0.000	3.573	On Peak Load
24/07/2023 23:00	15.109	236446.531	39.936	0.000	3.792	Off Peak Load
25/07/2023 00:00	14.797	267818.813	22.170	0.000	3.636	Off Peak Load
25/07/2023 01:00	14.768	269780.594	19.725	0.000	3.613	Off Peak Load
25/07/2023 02:00	14.767	273229.219	9.946	0.000	3.618	Off Peak Load
25/07/2023 03:00	14.790	272375.656	20.315	0.001	3.619	Off Peak Load
25/07/2023 04:00	14.801	272120.813	16.948	0.001	3.637	Off Peak Load
25/07/2023 05:00	14.804	274355.188	14.741	0.001	3.624	Off Peak Load
25/07/2023 06:00	14.775	270142.969	19.912	0.002	3.631	Off Peak Load
25/07/2023 07:00	14.781	270159.000	16.725	0.002	3.627	Off Peak Load
25/07/2023 08:00	14.833	268268.563	25.813	0.002	3.673	Off Peak Load
25/07/2023 09:00	14.832	266858.094	22.687	0.003	3.634	Off Peak Load
25/07/2023 10:00	15.250	227835.547	40.904	0.003	3.885	Off Peak Load
25/07/2023 11:00	14.721	285504.938	11.270	0.003	3.592	On Peak Load
25/07/2023 12:00	14.778	288811.688	13.512	0.003	3.617	On Peak Load
25/07/2023 13:00	14.748	290375.063	9.526	0.003	3.595	On Peak Load
25/07/2023 14:00	14.749	294618.469	8.033	0.003	3.584	On Peak Load
25/07/2023 15:00	14.757	295270.688	10.326	0.002	3.595	On Peak Load
25/07/2023 16:00	14.781	288900.625	10.670	0.002	3.611	On Peak Load
25/07/2023 17:00	14.782	291488.219	12.278	0.002	3.624	On Peak Load
25/07/2023 18:00	14.782	300256.219	4.340	0.002	3.625	On Peak Load
25/07/2023 19:00	14.723	301165.000	10.975	0.002	3.592	On Peak Load
25/07/2023 20:00	14.705	296818.656	5.222	0.002	3.568	On Peak Load
25/07/2023 21:00	14.747	296517.469	14.200	0.002	3.595	On Peak Load
25/07/2023 22:00	14.758	304531.563	0.279	0.002	3.577	On Peak Load
25/07/2023 23:00	15.143	239618.453	29.746	0.002	3.870	Off Peak Load
26/07/2023 00:00	14.781	275727.688	12.405	0.002	3.618	Off Peak Load
26/07/2023 01:00	14.776	280504.313	4.177	0.002	3.586	Off Peak Load
26/07/2023 02:00	14.780	276661.875	7.847	0.002	3.616	Off Peak Load
26/07/2023 03:00	14.742	275496.156	12.017	0.002	3.601	Off Peak Load
26/07/2023 04:00	14.737	275825.813	7.140	0.001	3.591	Off Peak Load
26/07/2023 05:00	14.754	275872.156	12.342	0.001	3.598	Off Peak Load
26/07/2023 06:00	14.767	274505.094	8.064	0.001	3.628	Off Peak Load
26/07/2023 07:00	14.760	268202.031	15.496	0.001	3.605	Off Peak Load
26/07/2023 08:00	14.794	275721.844	16.452	0.001	3.624	Off Peak Load

Site Name: [illegible]
Stack Name: [illegible]
Periodically: [illegible]

	Actual Operation Condition		Emission Concentration for Standardization Comparison			
Date & Time	O2	FLOW @1 ATM 25C	HRSG1_NOx@7%O2	HRSG1_SOx@7%O2	HRSG1_Dust (7%O2)	Remark
	%	m3/hr	ppm	ppm	mg/m3	
26/07/2023 09:00	14.836	272332.438	14.671	0.001	3.635	Off Peak Load
26/07/2023 10:00	15.287	230270.469	40.544	0.000	3.905	Off Peak Load
26/07/2023 11:00	14.730	289621.969	6.084	0.001	3.576	On Peak Load
26/07/2023 12:00	14.754	290688.375	8.160	0.001	3.616	On Peak Load
26/07/2023 13:00	14.753	294855.531	9.068	0.001	3.615	On Peak Load
26/07/2023 14:00	14.739	294906.156	10.611	0.001	3.578	On Peak Load
26/07/2023 15:00	14.735	284073.906	6.276	0.001	3.592	On Peak Load
26/07/2023 16:00	14.734	292970.313	7.119	0.001	3.613	On Peak Load
26/07/2023 17:00	14.733	284672.031	9.565	0.001	3.582	On Peak Load
26/07/2023 18:00	14.752	300255.500	0.003	0.001	3.591	On Peak Load
26/07/2023 19:00	14.710	303261.938	8.843	0.001	3.603	On Peak Load
26/07/2023 20:00	14.694	301079.281	10.716	0.000	3.580	On Peak Load
26/07/2023 21:00	14.693	299995.250	7.433	0.000	3.574	On Peak Load
26/07/2023 22:00	14.730	300833.438	3.236	0.000	3.592	On Peak Load
26/07/2023 23:00	15.155	234509.156	39.199	0.000	3.865	Off Peak Load
27/07/2023 00:00	14.822	268947.813	19.086	0.000	3.674	Off Peak Load
27/07/2023 01:00	14.793	277572.594	7.166	0.000	3.628	Off Peak Load
27/07/2023 02:00	14.806	273612.281	6.605	0.000	3.629	Off Peak Load
27/07/2023 03:00	14.832	276568.125	9.419	0.001	3.626	Off Peak Load
27/07/2023 04:00	14.805	277638.969	13.572	0.001	3.654	Off Peak Load
27/07/2023 05:00	14.790	271071.938	15.689	0.001	3.615	Off Peak Load
27/07/2023 06:00	14.834	268258.375	18.634	0.001	3.643	Off Peak Load
27/07/2023 07:00	14.908	261956.734	18.493	0.001	3.671	Off Peak Load
27/07/2023 08:00	14.998	255207.906	30.577	0.001	3.724	Off Peak Load
27/07/2023 09:00	15.055	245426.484	33.525	0.001	3.794	Off Peak Load
27/07/2023 10:00	15.279	225770.547	48.595	0.001	3.984	Off Peak Load
27/07/2023 11:00	14.750	287756.844	9.649	0.001	3.604	On Peak Load
27/07/2023 12:00	14.836	282308.531	8.643	0.001	3.656	On Peak Load
27/07/2023 13:00	14.802	291799.688	10.481	0.001	3.643	On Peak Load
27/07/2023 14:00	14.773	288857.125	6.519	0.001	3.616	On Peak Load
27/07/2023 15:00	14.781	288151.313	9.147	0.001	3.616	On Peak Load
27/07/2023 16:00	14.774	297441.000	7.951	0.001	3.634	On Peak Load
27/07/2023 17:00	14.752	288768.344	3.007	0.002	3.602	On Peak Load
27/07/2023 18:00	14.819	304752.469	4.271	0.002	3.662	On Peak Load
27/07/2023 19:00	14.799	307331.031	10.996	0.002	3.642	On Peak Load
27/07/2023 20:00	14.792	306287.563	7.882	0.003	3.629	On Peak Load
27/07/2023 21:00	14.793	307333.375	11.233	0.003	3.628	On Peak Load
27/07/2023 22:00	14.777	306359.031	13.352	0.004	3.634	On Peak Load
27/07/2023 23:00	Shutdown	Shutdown	Shutdown	Shutdown	Shutdown	Off Peak Load GT11 SD Half Block
28/07/2023 00:00	Shutdown	Shutdown	Shutdown	Shutdown	Shutdown	Off Peak Load GT11 SD Half Block
28/07/2023 01:00	Shutdown	Shutdown	Shutdown	Shutdown	Shutdown	Off Peak Load GT11 SD Half Block
28/07/2023 02:00	Shutdown	Shutdown	Shutdown	Shutdown	Shutdown	Off Peak Load GT11 SD Half Block
28/07/2023 03:00	Shutdown	Shutdown	Shutdown	Shutdown	Shutdown	Off Peak Load GT11 SD Half Block
28/07/2023 04:00	Shutdown	Shutdown	Shutdown	Shutdown	Shutdown	Off Peak Load GT11 SD Half Block
28/07/2023 05:00	Shutdown	Shutdown	Shutdown	Shutdown	Shutdown	Off Peak Load GT11 SD Half Block
28/07/2023 06:00	Shutdown	Shutdown	Shutdown	Shutdown	Shutdown	Off Peak Load GT11 SD Half Block
28/07/2023 07:00	Shutdown	Shutdown	Shutdown	Shutdown	Shutdown	Off Peak Load GT11 SD Half Block
28/07/2023 08:00	Shutdown	Shutdown	Shutdown	Shutdown	Shutdown	Off Peak Load GT11 SD Half Block
28/07/2023 09:00	Shutdown	Shutdown	Shutdown	Shutdown	Shutdown	Off Peak Load GT11 SD Half Block
28/07/2023 10:00	Shutdown	Shutdown	Shutdown	Shutdown	Shutdown	Off Peak Load GT11 SD Half Block
28/07/2023 11:00	Shutdown	Shutdown	Shutdown	Shutdown	Shutdown	Off Peak Load GT11 SD Half Block
28/07/2023 12:00	Shutdown	Shutdown	Shutdown	Shutdown	Shutdown	Off Peak Load GT11 SD Half Block
28/07/2023 13:00	Shutdown	Shutdown	Shutdown	Shutdown	Shutdown	Off Peak Load GT11 SD Half Block
28/07/2023 14:00	Shutdown	Shutdown	Shutdown	Shutdown	Shutdown	Off Peak Load GT11 SD Half Block
28/07/2023 15:00	Shutdown	Shutdown	Shutdown	Shutdown	Shutdown	Off Peak Load GT11 SD Half Block
28/07/2023 16:00	Shutdown	Shutdown	Shutdown	Shutdown	Shutdown	Off Peak Load GT11 SD Half Block
28/07/2023 17:00	Shutdown	Shutdown	Shutdown	Shutdown	Shutdown	Off Peak Load GT11 SD Half Block
28/07/2023 18:00	Shutdown	Shutdown	Shutdown	Shutdown	Shutdown	Off Peak Load GT11 SD Half Block
28/07/2023 19:00	14.737	312396.625	14.663	0.000	3.597	On Peak Load
28/07/2023 20:00	14.779	309237.719	14.272	0.000	3.618	On Peak Load
28/07/2023 21:00	14.801	307014.625	13.075	0.000	3.601	On Peak Load
28/07/2023 22:00	Shutdown	Shutdown	Shutdown	Shutdown	Shutdown	Off Peak Load GT11 SD Half Block
28/07/2023 23:00	Shutdown	Shutdown	Shutdown	Shutdown	Shutdown	Off Peak Load GT11 SD Half Block
29/07/2023 00:00	Shutdown	Shutdown	Shutdown	Shutdown	Shutdown	Off Peak Load GT11 SD Half Block
29/07/2023 01:00	Shutdown	Shutdown	Shutdown	Shutdown	Shutdown	Off Peak Load GT11 SD Half Block
29/07/2023 02:00	Shutdown	Shutdown	Shutdown	Shutdown	Shutdown	Off Peak Load GT11 SD Half Block
29/07/2023 03:00	Shutdown	Shutdown	Shutdown	Shutdown	Shutdown	Off Peak Load GT11 SD Half Block
29/07/2023 04:00	Shutdown	Shutdown	Shutdown	Shutdown	Shutdown	Off Peak Load GT11 SD Half Block
29/07/2023 05:00	Shutdown	Shutdown	Shutdown	Shutdown	Shutdown	Off Peak Load GT11 SD Half Block
29/07/2023 06:00	Shutdown	Shutdown	Shutdown	Shutdown	Shutdown	Off Peak Load GT11 SD Half Block
29/07/2023 07:00	Shutdown	Shutdown	Shutdown	Shutdown	Shutdown	Off Peak Load GT11 SD Half Block
29/07/2023 08:00	Shutdown	Shutdown	Shutdown	Shutdown	Shutdown	Off Peak Load GT11 SD Half Block
29/07/2023 09:00	Shutdown	Shutdown	Shutdown	Shutdown	Shutdown	Off Peak Load GT11 SD Half Block
29/07/2023 10:00	15.204	226285.766	47.550	0.000	3.906	Off Peak Load
29/07/2023 11:00	14.813	306776.563	13.980	0.000	3.632	On Peak Load
29/07/2023 12:00	14.795	307544.313	13.903	0.000	3.660	On Peak Load

Site Name: [illegible]
Stack Name: [illegible]
Periodically: [illegible]

	Actual Operation Condition		Emission Concentration for Standardization Comparison			
Date & Time	O2	FLOW @1 ATM 25C	HRSG1_NOx@7%O2	HRSG1_SOx@7%O2	HRSG1_Dust (7%O2)	Remark
	%	m3/hr	ppm	ppm	mg/m3	
29/07/2023 13:00	14.800	301695.969	13.360	0.000	3.630	On Peak Load
29/07/2023 14:00	14.845	310591.969	18.224	0.000	3.656	On Peak Load
29/07/2023 15:00	14.833	302193.313	19.385	0.000	3.639	On Peak Load
29/07/2023 16:00	14.830	306081.594	19.372	0.000	3.634	On Peak Load
29/07/2023 17:00	14.807	310755.188	19.674	0.000	3.626	On Peak Load
29/07/2023 18:00	14.835	305525.188	20.154	0.000	3.663	On Peak Load
29/07/2023 19:00	14.792	309381.469	20.272	0.001	3.616	On Peak Load
29/07/2023 20:00	14.788	306363.094	19.845	0.001	3.634	On Peak Load
29/07/2023 21:00	14.748	307180.500	19.006	0.001	3.577	On Peak Load
29/07/2023 22:00	14.736	307073.063	20.236	0.002	3.609	On Peak Load
29/07/2023 23:00	14.871	362409.188	25.843	0.002	3.669	Off Peak Load GT12 SD Half Block
30/07/2023 00:00	14.868	367916.906	24.870	0.002	3.657	Off Peak Load GT12 SD Half Block
30/07/2023 01:00	14.864	363390.875	24.434	0.002	3.645	Off Peak Load GT12 SD Half Block
30/07/2023 02:00	14.861	363766.531	25.372	0.003	3.652	Off Peak Load GT12 SD Half Block
30/07/2023 03:00	14.857	361124.063	24.080	0.003	3.665	Off Peak Load GT12 SD Half Block
30/07/2023 04:00	14.860	362423.281	25.333	0.003	3.631	Off Peak Load GT12 SD Half Block
30/07/2023 05:00	14.856	361017.500	25.018	0.003	3.646	Off Peak Load GT12 SD Half Block
30/07/2023 06:00	14.844	364469.188	25.344	0.003	3.650	Off Peak Load GT12 SD Half Block
30/07/2023 07:00	14.832	362561.000	25.113	0.004	3.664	Off Peak Load GT12 SD Half Block
30/07/2023 08:00	14.820	362458.656	24.473	0.004	3.648	Off Peak Load GT12 SD Half Block
30/07/2023 09:00	14.878	361744.000	25.038	0.004	3.679	Off Peak Load GT12 SD Half Block
30/07/2023 10:00	14.891	360247.406	25.686	0.004	3.668	Off Peak Load GT12 SD Half Block
30/07/2023 11:00	14.905	356398.875	25.354	0.004	3.668	Off Peak Load GT12 SD Half Block
30/07/2023 12:00	14.929	358916.063	25.924	0.004	3.696	Off Peak Load GT12 SD Half Block
30/07/2023 13:00	14.913	360332.563	25.680	0.003	3.687	Off Peak Load GT12 SD Half Block
30/07/2023 14:00	14.906	358496.406	24.798	0.003	3.680	Off Peak Load GT12 SD Half Block
30/07/2023 15:00	14.879	356235.500	25.395	0.003	3.704	Off Peak Load GT12 SD Half Block
30/07/2023 16:00	14.862	362308.719	24.193	0.003	3.684	Off Peak Load GT12 SD Half Block
30/07/2023 17:00	14.851	362339.344	24.287	0.003	3.678	Off Peak Load GT12 SD Half Block
30/07/2023 18:00	14.840	363563.719	25.130	0.003	3.637	Off Peak Load GT12 SD Half Block
30/07/2023 19:00	14.782	367276.063	25.766	0.003	3.632	Off Peak Load
30/07/2023 20:00	14.717	300968.688	20.919	0.003	3.578	On Peak Load
30/07/2023 21:00	14.735	299465.313	19.193	0.003	3.599	On Peak Load
30/07/2023 22:00	Shutdown	Shutdown	Shutdown	Shutdown	Shutdown	Off Peak Load GT11 SD Half Block
30/07/2023 23:00	Shutdown	Shutdown	Shutdown	Shutdown	Shutdown	Off Peak Load GT11 SD Half Block
31/07/2023 00:00	Shutdown	Shutdown	Shutdown	Shutdown	Shutdown	Off Peak Load GT11 SD Half Block
31/07/2023 01:00	Shutdown	Shutdown	Shutdown	Shutdown	Shutdown	Off Peak Load GT11 SD Half Block
31/07/2023 02:00	Shutdown	Shutdown	Shutdown	Shutdown	Shutdown	Off Peak Load GT11 SD Half Block
31/07/2023 03:00	Shutdown	Shutdown	Shutdown	Shutdown	Shutdown	Off Peak Load GT11 SD Half Block
31/07/2023 04:00	Shutdown	Shutdown	Shutdown	Shutdown	Shutdown	Off Peak Load GT11 SD Half Block
31/07/2023 05:00	Shutdown	Shutdown	Shutdown	Shutdown	Shutdown	Off Peak Load GT11 SD Half Block
31/07/2023 06:00	Shutdown	Shutdown	Shutdown	Shutdown	Shutdown	Off Peak Load GT11 SD Half Block
31/07/2023 07:00	Shutdown	Shutdown	Shutdown	Shutdown	Shutdown	Off Peak Load GT11 SD Half Block
31/07/2023 08:00	Shutdown	Shutdown	Shutdown	Shutdown	Shutdown	Off Peak Load GT11 SD Half Block
31/07/2023 09:00	Shutdown	Shutdown	Shutdown	Shutdown	Shutdown	Off Peak Load GT11 SD Half Block
31/07/2023 10:00	Shutdown	Shutdown	Shutdown	Shutdown	Shutdown	Off Peak Load GT11 SD Half Block
31/07/2023 11:00	14.655	297065.875	20.164	0.007	3.559	On Peak Load
31/07/2023 12:00	14.688	290358.406	19.793	0.006	3.579	On Peak Load
31/07/2023 13:00	14.721	290783.844	18.588	0.006	3.597	On Peak Load
31/07/2023 14:00	14.733	296853.625	18.947	0.005	3.599	On Peak Load
31/07/2023 15:00	14.744	298771.438	19.618	0.005	3.603	On Peak Load
31/07/2023 16:00	14.731	296486.906	19.634	0.004	3.606	On Peak Load
31/07/2023 17:00	14.710	296873.594	19.241	0.004	3.593	On Peak Load
31/07/2023 18:00	14.722	299566.531	19.235	0.003	3.591	On Peak Load
31/07/2023 19:00	14.709	298905.719	19.335	0.003	3.590	On Peak Load
31/07/2023 20:00	14.721	298058.344	19.812	0.003	3.582	On Peak Load
31/07/2023 21:00	14.737	302965.875	19.071	0.002	3.589	On Peak Load
31/07/2023 22:00	14.753	301337.406	18.623	0.002	3.591	On Peak Load
31/07/2023 23:00	14.831	367485.813	22.463	0.001	3.640	Off Peak Load GT12 SD Half Block
Minimum	14.62	220.449	0.00	0.00	1.08	
Maximum	15.29	367.917	50.38	0.25	3.98	
Avg	14.80	296.594	17.84	0.00	3.62	
SUM						
[illegible]			80	6	28	

Site Name: [illegible]
Stack Name: [illegible]
Periodically: [illegible]

	Actual Operation Condition		Emission Concentration for Standardization Comparison			
Date & Time	O2	FLOW @1 ATM 25C	HRSG1_NOx@7%O2	HRSG1_SOx@7%O2	HRSG1_Dust (7%O2)	Remark
	%	m3/hr	ppm	ppm	mg/m3	
01/07/2023 00:00	14.578	297,054	18.566	0.011	4.862	Off Peak Load
01/07/2023 01:00	14.606	303,076	21.380	0.011	5.295	Off Peak Load
01/07/2023 02:00	14.601	308,285	20.431	0.011	4.249	Off Peak Load
01/07/2023 03:00	14.656	276,242	23.868	0.011	4.180	Off Peak Load
01/07/2023 04:00	14.591	300,799	22.832	0.011	6.709	Off Peak Load
01/07/2023 05:00	14.553	305,051	21.719	0.010	3.734	Off Peak Load
01/07/2023 06:00	14.607	304,981	20.423	0.010	3.957	Off Peak Load
01/07/2023 07:00	14.617	302,158	20.906	0.010	3.610	Off Peak Load
01/07/2023 08:00	14.617	304,540	23.444	0.010	5.021	Off Peak Load
01/07/2023 09:00	14.589	311,083	18.835	0.009	4.885	Off Peak Load
01/07/2023 10:00	14.952	284,383	34.785	0.009	4.832	Off Peak Load
01/07/2023 11:00	14.555	335,905	23.823	0.009	5.294	On Peak Load
01/07/2023 12:00	14.565	321,939	23.052	0.009	4.678	On Peak Load
01/07/2023 13:00	14.589	324,022	25.000	0.009	5.233	On Peak Load
01/07/2023 14:00	14.576	319,585	25.113	0.009	5.150	On Peak Load
01/07/2023 15:00	14.591	325,165	24.582	0.009	5.208	On Peak Load
01/07/2023 16:00	14.577	319,015	24.827	0.009	5.163	On Peak Load
01/07/2023 17:00	14.542	318,408	25.312	0.010	4.246	On Peak Load
01/07/2023 18:00	14.573	327,922	25.146	0.010	4.403	On Peak Load
01/07/2023 19:00	14.563	329,652	23.358	0.010	4.611	On Peak Load
01/07/2023 20:00	14.572	322,814	25.071	0.010	4.548	On Peak Load
01/07/2023 21:00	14.564	322,655	24.866	0.010	4.563	On Peak Load
01/07/2023 22:00	14.565	320,686	24.537	0.011	4.386	On Peak Load
01/07/2023 23:00	14.647	306,352	21.937	0.011	4.446	Off Peak Load
02/07/2023 00:00	14.655	300,247	17.665	0.011	3.933	Off Peak Load
02/07/2023 01:00	14.623	302,057	19.736	0.011	4.259	Off Peak Load
02/07/2023 02:00	14.633	313,653	20.700	0.011	4.049	Off Peak Load
02/07/2023 03:00	14.595	306,162	20.358	0.011	4.588	Off Peak Load
02/07/2023 04:00	14.615	303,946	20.348	0.012	4.705	Off Peak Load
02/07/2023 05:00	14.731	293,997	26.379	0.012	4.438	Off Peak Load
02/07/2023 06:00	14.741	298,531	25.135	0.012	4.757	Off Peak Load
02/07/2023 07:00	14.740	299,651	23.713	0.012	4.249	Off Peak Load
02/07/2023 08:00	14.794	300,090	27.003	0.013	4.062	Off Peak Load
02/07/2023 09:00	14.738	304,214	25.107	0.013	4.362	Off Peak Load
02/07/2023 10:00	14.773	313,189	25.872	0.013	4.106	Off Peak Load
02/07/2023 11:00	14.738	305,872	26.223	0.014	4.364	Off Peak Load
02/07/2023 12:00	14.841	314,811	29.322	0.014	4.494	Off Peak Load
02/07/2023 13:00	14.806	310,035	28.665	0.014	4.076	Off Peak Load
02/07/2023 14:00	14.765	294,873	27.478	0.014	3.724	Off Peak Load
02/07/2023 15:00	14.764	317,241	28.252	0.014	3.839	Off Peak Load
02/07/2023 16:00	14.728	304,177	26.017	0.015	4.237	Off Peak Load
02/07/2023 17:00	14.717	308,338	21.876	0.015	4.170	Off Peak Load
02/07/2023 18:00	14.696	318,397	17.571	0.015	4.390	Off Peak Load
02/07/2023 19:00	14.701	362,636	31.244	0.015	6.028	Off Peak Load
02/07/2023 20:00	14.685	368,059	29.318	0.015	8.318	On Peak Load
02/07/2023 21:00	14.565	317,706	25.429	0.015	4.685	On Peak Load
02/07/2023 22:00	14.718	374,780	32.770	0.015	4.677	Off Peak Load
02/07/2023 23:00	14.708	355,594	30.901	0.016	4.895	Off Peak Load GT11 SD Half Block
03/07/2023 00:00	14.702	358,012	29.694	0.016	5.032	Off Peak Load GT11 SD Half Block
03/07/2023 01:00	14.712	348,951	27.373	0.016	4.519	Off Peak Load GT11 SD Half Block
03/07/2023 02:00	14.719	345,531	28.469	0.016	4.128	Off Peak Load GT11 SD Half Block
03/07/2023 03:00	14.689	359,433	28.868	0.016	4.435	Off Peak Load GT11 SD Half Block
03/07/2023 04:00	14.681	359,090	28.922	0.016	4.548	Off Peak Load GT11 SD Half Block
03/07/2023 05:00	14.700	356,080	30.497	0.016	4.820	Off Peak Load GT11 SD Half Block
03/07/2023 06:00	14.698	359,465	29.505	0.016	4.806	Off Peak Load GT11 SD Half Block
03/07/2023 07:00	14.721	349,506	28.278	0.015	4.718	Off Peak Load GT11 SD Half Block
03/07/2023 08:00	14.727	361,465	31.257	0.015	4.826	Off Peak Load GT11 SD Half Block
03/07/2023 09:00	14.730	361,697	30.349	0.015	4.446	Off Peak Load GT11 SD Half Block
03/07/2023 10:00	14.753	367,543	35.467	0.014	4.318	Off Peak Load
03/07/2023 11:00	14.624	329,565	28.650	0.014	4.698	On Peak Load
03/07/2023 12:00	14.609	322,021	27.605	0.014	4.614	On Peak Load
03/07/2023 13:00	14.663	328,347	29.122	0.014	4.463	On Peak Load
03/07/2023 14:00	14.656	324,681	29.031	0.014	4.229	On Peak Load
03/07/2023 15:00	14.696	348,687	31.385	0.014	4.411	On Peak Load
03/07/2023 16:00	14.668	327,480	30.854	0.014	4.573	On Peak Load
03/07/2023 17:00	14.671	323,990	28.769	0.014	4.441	On Peak Load
03/07/2023 18:00	14.659	327,102	27.429	0.015	4.432	On Peak Load
03/07/2023 19:00	14.690	330,661	26.758	0.015	4.871	On Peak Load
03/07/2023 20:00	14.601	329,741	27.905	0.015	5.112	On Peak Load
03/07/2023 21:00	14.623	334,494	27.321	0.015	4.926	On Peak Load
03/07/2023 22:00	14.598	342,828	27.824	0.015	4.767	On Peak Load
03/07/2023 23:00	14.691	367,365	32.964	0.014	5.058	Off Peak Load GT11 SD Half Block
04/07/2023 00:00	14.687	359,433	30.594	0.014	4.525	Off Peak Load GT11 SD Half Block
04/07/2023 01:00	14.697	356,233	30.398	0.014	4.338	Off Peak Load GT11 SD Half Block
04/07/2023 02:00	14.675	352,940	28.852	0.013	5.050	Off Peak Load GT11 SD Half Block
04/07/2023 03:00	14.660	359,537	27.984	0.013	5.431	Off Peak Load GT11 SD Half Block
04/07/2023 04:00	14.659	362,238	27.646	0.013	4.682	Off Peak Load GT11 SD Half Block

Site Name: [illegible]
Stack Name: [illegible]
Periodically: [illegible]

	Actual Operation Condition		Emission Concentration for Standardization Comparison			
Date & Time	O2	FLOW @1 ATM 25C	HRSG1_NOx@7%O2	HRSG1_SOx@7%O2	HRSG1_Dust (7%O2)	Remark
	%	m3/hr	ppm	ppm	mg/m3	
04/07/2023 05:00	14.656	359,372	27.683	0.013	5.235	Off Peak Load GT11 SD Half Block
04/07/2023 06:00	14.699	356,015	27.504	0.013	4.987	Off Peak Load GT11 SD Half Block
04/07/2023 07:00	14.709	361,961	28.050	0.012	5.148	Off Peak Load GT11 SD Half Block
04/07/2023 08:00	14.731	364,270	27.613	0.012	4.635	Off Peak Load GT11 SD Half Block
04/07/2023 09:00	14.757	357,102	31.867	0.012	5.157	Off Peak Load GT11 SD Half Block
04/07/2023 10:00	14.744	370,346	33.250	0.012	5.652	Off Peak Load
04/07/2023 11:00	14.646	320,207	28.814	0.012	4.899	On Peak Load
04/07/2023 12:00	14.663	317,448	28.261	0.012	4.736	On Peak Load
04/07/2023 13:00	14.683	327,607	27.409	0.012	4.751	On Peak Load
04/07/2023 14:00	14.678	323,971	30.655	0.011	4.787	On Peak Load
04/07/2023 15:00	14.650	322,678	28.227	0.011	4.848	On Peak Load
04/07/2023 16:00	14.682	320,882	28.551	0.011	4.999	On Peak Load
04/07/2023 17:00	14.684	321,610	28.205	0.011	4.826	On Peak Load
04/07/2023 18:00	14.638	319,013	29.550	0.010	4.658	On Peak Load
04/07/2023 19:00	14.642	321,311	28.566	0.010	4.984	On Peak Load
04/07/2023 20:00	14.633	321,529	27.385	0.010	5.236	On Peak Load
04/07/2023 21:00	14.632	326,998	29.857	0.010	5.095	On Peak Load
04/07/2023 22:00	14.604	332,264	27.759	0.010	5.147	On Peak Load
04/07/2023 23:00	14.726	368,031	33.124	0.011	5.060	Off Peak Load GT11 SD Half Block
05/07/2023 00:00	14.690	351,005	30.068	0.011	4.682	Off Peak Load GT11 SD Half Block
05/07/2023 01:00	14.682	352,153	29.049	0.011	4.453	Off Peak Load GT11 SD Half Block
05/07/2023 02:00	14.673	354,565	29.290	0.011	5.452	Off Peak Load GT11 SD Half Block
05/07/2023 03:00	14.650	360,291	29.670	0.012	5.323	Off Peak Load GT11 SD Half Block
05/07/2023 04:00	14.647	359,803	29.689	0.012	5.131	Off Peak Load GT11 SD Half Block
05/07/2023 05:00	14.669	360,249	27.783	0.012	4.937	Off Peak Load GT11 SD Half Block
05/07/2023 06:00	14.667	354,971	28.509	0.012	5.059	Off Peak Load GT11 SD Half Block
05/07/2023 07:00	14.669	355,350	27.965	0.012	4.870	Off Peak Load GT11 SD Half Block
05/07/2023 08:00	14.692	356,743	29.730	0.012	5.726	Off Peak Load GT11 SD Half Block
05/07/2023 09:00	14.741	364,046	29.060	0.013	5.394	Off Peak Load GT11 SD Half Block
05/07/2023 10:00	14.809	306,148	30.413	0.013	4.989	Off Peak Load
05/07/2023 11:00	14.660	314,432	26.419	0.013	4.837	On Peak Load
05/07/2023 12:00	14.671	324,298	29.332	0.013	5.073	On Peak Load
05/07/2023 13:00	14.675	326,156	27.304	0.013	5.449	On Peak Load
05/07/2023 14:00	14.659	323,575	32.255	0.013	4.837	On Peak Load
05/07/2023 15:00	14.612	322,159	26.273	0.014	4.898	On Peak Load
05/07/2023 16:00	14.675	324,209	27.409	0.014	4.706	On Peak Load
05/07/2023 17:00	14.703	323,400	26.653	0.014	4.967	On Peak Load
05/07/2023 18:00	14.720	322,345	26.814	0.015	5.159	On Peak Load
05/07/2023 19:00	14.705	321,931	27.914	0.015	5.352	On Peak Load
05/07/2023 20:00	14.662	322,957	26.655	0.015	4.950	On Peak Load
05/07/2023 21:00	14.629	323,798	25.015	0.015	5.966	On Peak Load
05/07/2023 22:00	14.631	332,727	27.918	0.015	5.692	On Peak Load
05/07/2023 23:00	14.743	372,615	32.022	0.014	5.653	Off Peak Load GT11 SD Half Block
06/07/2023 00:00	14.725	360,245	28.320	0.014	5.242	Off Peak Load GT11 SD Half Block
06/07/2023 01:00	14.722	358,622	29.189	0.014	5.372	Off Peak Load GT11 SD Half Block
06/07/2023 02:00	14.719	357,312	27.070	0.014	4.833	Off Peak Load GT11 SD Half Block
06/07/2023 03:00	14.715	359,644	26.915	0.013	5.459	Off Peak Load GT11 SD Half Block
06/07/2023 04:00	14.712	354,349	27.500	0.013	5.580	Off Peak Load GT11 SD Half Block
06/07/2023 05:00	14.707	348,270	29.667	0.012	5.733	Off Peak Load GT11 SD Half Block
06/07/2023 06:00	14.699	354,227	29.647	0.010	5.966	Off Peak Load GT11 SD Half Block
06/07/2023 07:00	14.703	359,177	28.671	0.009	6.019	Off Peak Load GT11 SD Half Block
06/07/2023 08:00	14.717	358,054	30.470	0.007	5.682	Off Peak Load GT11 SD Half Block
06/07/2023 09:00	14.763	361,894	30.038	0.006	5.765	Off Peak Load GT11 SD Half Block
06/07/2023 10:00	14.802	363,729	31.754	0.004	6.079	Off Peak Load
06/07/2023 11:00	14.733	325,970	28.903	0.003	5.689	On Peak Load
06/07/2023 12:00	14.648	329,581	29.596	0.011	5.612	On Peak Load
06/07/2023 13:00	14.807	320,049	28.902	0.011	4.868	On Peak Load
06/07/2023 14:00	14.739	321,379	28.032	0.011	5.253	On Peak Load
06/07/2023 15:00	14.715	321,362	27.697	0.011	5.319	On Peak Load
06/07/2023 16:00	14.721	319,290	27.502	0.011	5.387	On Peak Load
06/07/2023 17:00	14.731	320,562	27.566	0.011	5.309	On Peak Load
06/07/2023 18:00	14.750	322,957	27.819	0.011	5.270	On Peak Load
06/07/2023 19:00	14.712	314,202	27.516	0.011	5.319	On Peak Load
06/07/2023 20:00	14.680	320,352	26.612	0.011	5.792	On Peak Load
06/07/2023 21:00	14.644	321,415	27.436	0.011	5.962	On Peak Load
06/07/2023 22:00	14.681	331,472	27.241	0.011	5.295	On Peak Load
06/07/2023 23:00	14.767	362,611	32.356	0.012	5.533	Off Peak Load GT11 SD Half Block
07/07/2023 00:00	14.729	360,207	27.300	0.012	6.118	Off Peak Load GT11 SD Half Block
07/07/2023 01:00	14.722	358,310	28.879	0.012	5.789	Off Peak Load GT11 SD Half Block
07/07/2023 02:00	14.715	358,687	28.730	0.012	5.470	Off Peak Load GT11 SD Half Block
07/07/2023 03:00	14.708	359,667	27.412	0.013	5.665	Off Peak Load GT11 SD Half Block
07/07/2023 04:00	14.705	354,548	28.563	0.013	5.441	Off Peak Load GT11 SD Half Block
07/07/2023 05:00	14.711	354,703	29.021	0.012	6.128	Off Peak Load GT11 SD Half Block
07/07/2023 06:00	14.717	352,681	28.284	0.011	6.421	Off Peak Load GT11 SD Half Block
07/07/2023 07:00	14.723	357,298	27.119	0.010	6.232	Off Peak Load GT11 SD Half Block
07/07/2023 08:00	14.730	358,815	28.425	0.009	5.781	Off Peak Load GT11 SD Half Block

Site Name: [illegible]
Stack Name: [illegible]
Periodically: [illegible]

	Actual Operation Condition		Emission Concentration for Standardization Comparison			
Date & Time	O2	FLOW @1 ATM 25C	HRSG1_NOx@7%O2	HRSG1_SOx@7%O2	HRSG1_Dust (7%O2)	Remark
	%	m3/hr	ppm	ppm	mg/m3	
07/07/2023 09:00	14.742	364,354	28.436	0.008	6.012	Off Peak Load GT11 SD Half Block
07/07/2023 10:00	14.757	360,886	30.172	0.008	6.137	Off Peak Load
07/07/2023 11:00	14.661	317,182	26.198	0.007	5.648	On Peak Load
07/07/2023 12:00	14.728	321,497	27.526	0.007	5.660	On Peak Load
07/07/2023 13:00	14.670	324,435	25.147	0.007	3.578	On Peak Load
07/07/2023 14:00	14.659	328,577	26.851	0.008	5.501	On Peak Load
07/07/2023 15:00	14.674	317,443	28.518	0.009	5.351	On Peak Load
07/07/2023 16:00	14.644	329,077	27.426	0.009	5.048	On Peak Load
07/07/2023 17:00	14.614	321,351	26.223	0.010	3.968	On Peak Load
07/07/2023 18:00	14.601	319,370	27.400	0.011	4.028	On Peak Load
07/07/2023 19:00	14.593	317,406	25.562	0.011	4.843	On Peak Load
07/07/2023 20:00	14.601	318,091	26.039	0.011	5.079	On Peak Load
07/07/2023 21:00	14.600	319,344	26.497	0.011	4.955	On Peak Load
07/07/2023 22:00	14.636	326,859	27.560	0.011	5.758	On Peak Load
07/07/2023 23:00	14.718	368,557	30.189	0.011	5.358	Off Peak Load GT11 SD Half Block
08/07/2023 00:00	14.710	351,980	28.919	0.010	5.414	Off Peak Load GT11 SD Half Block
08/07/2023 01:00	14.707	352,046	29.239	0.010	5.813	Off Peak Load GT11 SD Half Block
08/07/2023 02:00	14.705	348,734	28.012	0.010	5.969	Off Peak Load GT11 SD Half Block
08/07/2023 03:00	14.705	356,186	29.551	0.009	6.234	Off Peak Load GT11 SD Half Block
08/07/2023 04:00	14.712	357,238	28.490	0.009	5.931	Off Peak Load GT11 SD Half Block
08/07/2023 05:00	14.703	358,660	27.535	0.010	6.418	Off Peak Load GT11 SD Half Block
08/07/2023 06:00	14.690	351,669	27.955	0.010	8.580	Off Peak Load GT11 SD Half Block
08/07/2023 07:00	14.738	337,044	29.562	0.011	4.902	Off Peak Load GT11 SD Half Block
08/07/2023 08:00	14.739	358,174	30.650	0.011	4.382	Off Peak Load GT11 SD Half Block
08/07/2023 09:00	14.741	356,237	28.992	0.011	4.289	Off Peak Load GT11 SD Half Block
08/07/2023 10:00	14.746	372,450	34.373	0.012	4.107	Off Peak Load
08/07/2023 11:00	14.648	331,600	28.104	0.012	3.875	On Peak Load
08/07/2023 12:00	14.642	330,094	27.213	0.012	3.476	On Peak Load
08/07/2023 13:00	14.647	326,257	27.362	0.012	3.612	On Peak Load
08/07/2023 14:00	14.629	325,701	29.797	0.012	10.624	On Peak Load
08/07/2023 15:00	14.599	326,184	26.657	0.012	4.598	On Peak Load
08/07/2023 16:00	14.637	321,717	27.900	0.012	4.672	On Peak Load
08/07/2023 17:00	14.634	322,556	26.299	0.012	4.343	On Peak Load
08/07/2023 18:00	14.660	326,324	27.458	0.012	3.968	On Peak Load
08/07/2023 19:00	14.672	324,816	28.048	0.012	4.411	On Peak Load
08/07/2023 20:00	14.658	328,781	27.131	0.012	4.935	On Peak Load
08/07/2023 21:00	14.662	325,776	27.216	0.012	5.094	On Peak Load
08/07/2023 22:00	14.640	323,408	27.372	0.012	4.984	On Peak Load
08/07/2023 23:00	14.714	358,626	32.280	0.012	4.688	Off Peak Load GT11 SD Half Block
09/07/2023 00:00	14.726	346,703	29.721	0.012	4.359	Off Peak Load GT11 SD Half Block
09/07/2023 01:00	14.721	355,733	29.610	0.011	4.276	Off Peak Load GT11 SD Half Block
09/07/2023 02:00	14.717	359,427	28.226	0.011	4.090	Off Peak Load GT11 SD Half Block
09/07/2023 03:00	14.713	354,755	29.368	0.011	4.380	Off Peak Load GT11 SD Half Block
09/07/2023 04:00	14.708	354,286	28.301	0.009	4.506	Off Peak Load GT11 SD Half Block
09/07/2023 05:00	14.713	350,806	28.672	0.007	4.144	Off Peak Load GT11 SD Half Block
09/07/2023 06:00	14.722	357,273	29.882	0.006	4.273	Off Peak Load GT11 SD Half Block
09/07/2023 07:00	14.732	358,191	29.285	0.007	4.338	Off Peak Load GT11 SD Half Block
09/07/2023 08:00	14.741	362,259	29.645	0.007	4.574	Off Peak Load GT11 SD Half Block
09/07/2023 09:00	14.750	357,222	28.518	0.008	4.365	Off Peak Load GT11 SD Half Block
09/07/2023 10:00	14.755	354,563	29.482	0.008	3.795	Off Peak Load GT11 SD Half Block
09/07/2023 11:00	14.751	354,917	29.980	0.009	4.212	Off Peak Load GT11 SD Half Block
09/07/2023 12:00	14.750	356,334	29.828	0.010	4.657	Off Peak Load GT11 SD Half Block
09/07/2023 13:00	14.751	345,266	28.673	0.010	3.738	Off Peak Load GT11 SD Half Block
09/07/2023 14:00	14.729	348,552	30.257	0.011	14.649	Off Peak Load GT11 SD Half Block
09/07/2023 15:00	14.708	350,985	30.087	0.010	5.746	Off Peak Load GT11 SD Half Block
09/07/2023 16:00	14.715	343,640	29.252	0.009	4.129	Off Peak Load GT11 SD Half Block
09/07/2023 17:00	14.718	345,810	29.454	0.008	5.544	Off Peak Load GT11 SD Half Block
09/07/2023 18:00	14.628	339,386	27.803	0.008	4.443	Off Peak Load
09/07/2023 19:00	14.579	321,626	27.608	0.007	4.040	On Peak Load
09/07/2023 20:00	14.568	317,379	28.140	0.006	4.728	On Peak Load
09/07/2023 21:00	14.565	322,624	27.511	0.005	4.872	On Peak Load
09/07/2023 22:00	14.714	375,545	31.142	0.005	4.916	Off Peak Load GT11 SD Half Block
09/07/2023 23:00	14.714	354,998	28.722	0.006	4.770	Off Peak Load GT11 SD Half Block
10/07/2023 00:00	14.714	352,652	28.630	0.007	4.558	Off Peak Load GT11 SD Half Block
10/07/2023 01:00	14.714	352,208	28.644	0.008	4.291	Off Peak Load GT11 SD Half Block
10/07/2023 02:00	14.715	351,115	29.513	0.009	4.492	Off Peak Load GT11 SD Half Block
10/07/2023 03:00	14.715	350,796	27.903	0.009	4.466	Off Peak Load GT11 SD Half Block
10/07/2023 04:00	14.716	354,112	29.396	0.010	4.477	Off Peak Load GT11 SD Half Block
10/07/2023 05:00	14.716	354,486	29.694	0.011	5.229	Off Peak Load GT11 SD Half Block
10/07/2023 06:00	14.716	348,491	30.372	0.011	4.469	Off Peak Load GT11 SD Half Block
10/07/2023 07:00	14.708	358,651	30.536	0.010	4.904	Off Peak Load GT11 SD Half Block
10/07/2023 08:00	14.703	352,408	30.119	0.010	4.402	Off Peak Load GT11 SD Half Block
10/07/2023 09:00	14.713	357,445	31.272	0.009	5.129	Off Peak Load GT11 SD Half Block
10/07/2023 10:00	15.130	278,757	50.294	0.008	4.445	Off Peak Load
10/07/2023 11:00	14.557	319,916	27.470	0.008	5.222	On Peak Load
10/07/2023 12:00	14.583	316,165	26.499	0.007	3.862	On Peak Load

Site Name: [illegible]
Stack Name: [illegible]
Periodically: [illegible]

	Actual Operation Condition		Emission Concentration for Standardization Comparison			
Date & Time	O2	FLOW @1 ATM 25C	HRSG1_NOx@7%O2	HRSG1_SOx@7%O2	HRSG1_Dust (7%O2)	Remark
	%	m3/hr	ppm	ppm	mg/m3	
10/07/2023 13:00	14.577	313,332	27.117	0.006	3.554	On Peak Load
10/07/2023 14:00	14.588	318,619	26.372	0.007	3.514	On Peak Load
10/07/2023 15:00	14.627	313,350	27.544	0.008	3.431	On Peak Load
10/07/2023 16:00	14.644	314,156	28.071	0.009	3.694	On Peak Load
10/07/2023 17:00	14.647	319,854	27.015	0.010	3.924	On Peak Load
10/07/2023 18:00	14.651	316,437	28.387	0.011	3.550	On Peak Load
10/07/2023 19:00	14.652	319,217	27.726	0.012	3.575	On Peak Load
10/07/2023 20:00	14.632	319,255	28.185	0.013	4.023	On Peak Load
10/07/2023 21:00	14.596	318,113	27.228	0.014	3.755	On Peak Load
10/07/2023 22:00	14.606	322,498	27.360	0.014	3.795	On Peak Load
10/07/2023 23:00	14.913	280,544	30.117	0.013	3.393	Off Peak Load
11/07/2023 00:00	14.582	302,633	25.566	0.013	3.827	Off Peak Load
11/07/2023 01:00	14.589	300,913	26.016	0.013	3.951	Off Peak Load
11/07/2023 02:00	14.584	302,667	24.042	0.013	3.743	Off Peak Load
11/07/2023 03:00	14.591	302,533	24.493	0.013	4.076	Off Peak Load
11/07/2023 04:00	14.553	301,035	23.687	0.013	4.367	Off Peak Load
11/07/2023 05:00	14.569	312,182	25.172	0.013	4.936	Off Peak Load
11/07/2023 06:00	14.583	308,871	22.770	0.013	4.087	Off Peak Load
11/07/2023 07:00	14.575	306,534	24.896	0.013	3.677	Off Peak Load
11/07/2023 08:00	14.653	306,546	22.003	0.014	3.692	Off Peak Load
11/07/2023 09:00	14.678	300,953	21.053	0.014	3.049	Off Peak Load
11/07/2023 10:00	15.105	284,217	50.022	0.014	4.223	Off Peak Load
11/07/2023 11:00	14.657	317,940	26.541	0.014	4.363	On Peak Load
11/07/2023 12:00	14.642	323,176	27.304	0.014	4.103	On Peak Load
11/07/2023 13:00	14.693	328,454	27.305	0.015	3.981	On Peak Load
11/07/2023 14:00	14.671	315,390	28.768	0.015	4.061	On Peak Load
11/07/2023 15:00	14.627	313,848	26.921	0.015	4.134	On Peak Load
11/07/2023 16:00	14.642	316,653	28.059	0.015	4.435	On Peak Load
11/07/2023 17:00	14.658	321,093	28.932	0.016	4.400	On Peak Load
11/07/2023 18:00	14.668	317,034	26.713	0.015	4.317	On Peak Load
11/07/2023 19:00	14.640	313,263	27.984	0.015	4.682	On Peak Load
11/07/2023 20:00	14.620	322,315	27.514	0.014	5.117	On Peak Load
11/07/2023 21:00	14.591	322,328	27.446	0.013	4.906	On Peak Load
11/07/2023 22:00	14.612	319,889	27.427	0.013	4.500	On Peak Load
11/07/2023 23:00	14.942	282,605	30.869	0.012	4.521	Off Peak Load
12/07/2023 00:00	14.615	302,356	22.632	0.011	4.295	Off Peak Load
12/07/2023 01:00	14.563	314,692	25.166	0.011	5.610	Off Peak Load
12/07/2023 02:00	14.503	316,911	25.159	0.011	5.453	Off Peak Load
12/07/2023 03:00	14.564	311,114	22.582	0.011	5.014	Off Peak Load
12/07/2023 04:00	14.574	307,679	24.599	0.012	4.989	Off Peak Load
12/07/2023 05:00	14.576	306,670	24.031	0.012	4.705	Off Peak Load
12/07/2023 06:00	14.594	302,092	25.656	0.013	4.806	Off Peak Load
12/07/2023 07:00	14.641	301,088	21.785	0.013	4.149	Off Peak Load
12/07/2023 08:00	14.720	298,853	29.094	0.014	4.295	Off Peak Load
12/07/2023 09:00	14.786	301,885	30.024	0.014	4.527	Off Peak Load
12/07/2023 10:00	15.166	280,360	54.186	0.015	4.631	Off Peak Load
12/07/2023 11:00	14.641	326,309	27.422	0.014	4.263	On Peak Load
12/07/2023 12:00	14.651	315,987	28.397	0.014	3.951	On Peak Load
12/07/2023 13:00	14.669	307,500	26.338	0.014	3.975	On Peak Load
12/07/2023 14:00	14.693	310,212	27.563	0.014	4.147	On Peak Load
12/07/2023 15:00	14.683	310,839	26.123	0.014	3.313	On Peak Load
12/07/2023 16:00	14.660	311,135	27.250	0.013	3.806	On Peak Load
12/07/2023 17:00	14.670	315,284	27.146	0.013	4.313	On Peak Load
12/07/2023 18:00	14.664	316,557	27.341	0.013	3.971	On Peak Load
12/07/2023 19:00	14.647	319,236	27.530	0.012	4.283	On Peak Load
12/07/2023 20:00	14.634	313,680	25.208	0.011	4.132	On Peak Load
12/07/2023 21:00	14.755	367,318	34.174	0.010	4.851	On Peak Load
12/07/2023 22:00	14.640	312,765	26.421	0.009	4.025	On Peak Load
12/07/2023 23:00	14.918	280,834	38.122	0.008	3.632	Off Peak Load
13/07/2023 00:00	14.632	299,944	21.805	0.007	4.400	Off Peak Load
13/07/2023 01:00	14.592	306,452	26.928	0.006	4.891	Off Peak Load
13/07/2023 02:00	14.548	311,090	25.978	0.006	4.555	Off Peak Load
13/07/2023 03:00	14.548	312,229	25.326	0.006	4.359	Off Peak Load
13/07/2023 04:00	14.518	313,536	24.962	0.006	4.374	Off Peak Load
13/07/2023 05:00	14.525	311,118	24.611	0.006	4.161	Off Peak Load
13/07/2023 06:00	14.583	312,771	23.184	0.006	4.038	Off Peak Load
13/07/2023 07:00	14.629	306,892	21.334	0.006	3.854	Off Peak Load
13/07/2023 08:00	14.721	305,938	23.457	0.006	4.220	Off Peak Load
13/07/2023 09:00	14.788	296,889	27.094	0.007	4.744	Off Peak Load
13/07/2023 10:00	15.233	269,943	54.831	0.007	5.130	Off Peak Load
13/07/2023 11:00	14.653	316,247	27.304	0.008	4.365	On Peak Load
13/07/2023 12:00	14.692	315,750	25.666	0.009	4.315	On Peak Load
13/07/2023 13:00	14.745	315,526	26.790	0.009	4.318	On Peak Load
13/07/2023 14:00	14.731	316,525	28.852	0.010	4.240	On Peak Load
13/07/2023 15:00	14.727	319,094	28.460	0.011	4.110	On Peak Load
13/07/2023 16:00	14.745	318,693	30.460	0.012	4.413	On Peak Load

Site Name: [illegible]
Stack Name: [illegible]
Periodically: [illegible]

	Actual Operation Condition		Emission Concentration for Standardization Comparison			
Date & Time	O2	FLOW @1 ATM 25C	HRSG1_NOx@7%O2	HRSG1_SOx@7%O2	HRSG1_Dust (7%O2)	Remark
	%	m3/hr	ppm	ppm	mg/m3	
13/07/2023 17:00	14.748	324,751	29.521	0.013	4.449	On Peak Load
13/07/2023 18:00	14.635	313,166	27.310	0.012	4.170	On Peak Load
13/07/2023 19:00	14.619	315,228	25.930	0.012	4.746	On Peak Load
13/07/2023 20:00	14.623	313,309	26.113	0.012	4.666	On Peak Load
13/07/2023 21:00	14.631	320,988	28.118	0.011	5.247	On Peak Load
13/07/2023 22:00	14.632	320,163	25.646	0.011	5.203	On Peak Load
13/07/2023 23:00	14.909	287,367	33.910	0.010	5.259	Off Peak Load
14/07/2023 00:00	14.601	308,208	22.717	0.010	4.645	Off Peak Load
14/07/2023 01:00	14.529	319,152	25.725	0.009	5.019	Off Peak Load
14/07/2023 02:00	14.589	316,167	26.169	0.010	5.101	Off Peak Load
14/07/2023 03:00	14.559	313,162	26.188	0.010	5.287	Off Peak Load
14/07/2023 04:00	14.580	315,020	25.668	0.010	5.336	Off Peak Load
14/07/2023 05:00	14.569	307,930	25.481	0.011	5.170	Off Peak Load
14/07/2023 06:00	14.539	312,270	25.307	0.011	5.189	Off Peak Load
14/07/2023 07:00	14.607	306,542	26.126	0.012	4.660	Off Peak Load
14/07/2023 08:00	14.656	307,928	25.304	0.012	5.220	Off Peak Load
14/07/2023 09:00	14.730	301,010	22.907	0.013	5.100	Off Peak Load
14/07/2023 10:00	15.131	276,942	52.005	0.013	5.809	Off Peak Load
14/07/2023 11:00	14.672	320,755	26.156	0.013	5.311	On Peak Load
14/07/2023 12:00	14.696	320,976	28.714	0.014	5.383	On Peak Load
14/07/2023 13:00	14.724	317,276	27.423	0.014	4.985	On Peak Load
14/07/2023 14:00	14.714	355,463	27.843	0.014	5.097	On Peak Load
14/07/2023 15:00	14.723	335,111	30.616	0.015	5.152	On Peak Load
14/07/2023 16:00	14.691	325,346	28.947	0.015	5.293	On Peak Load
14/07/2023 17:00	14.665	322,248	27.238	0.015	5.344	On Peak Load
14/07/2023 18:00	14.646	314,143	26.970	0.015	5.112	On Peak Load
14/07/2023 19:00	14.627	319,069	27.644	0.014	5.292	On Peak Load
14/07/2023 20:00	14.613	314,368	26.395	0.014	5.552	On Peak Load
14/07/2023 21:00	14.619	323,341	27.566	0.014	4.299	On Peak Load
14/07/2023 22:00	14.652	323,284	27.212	0.013	4.538	On Peak Load
14/07/2023 23:00	14.782	377,781	34.601	0.013	4.969	Off Peak Load GT11 SD Half Block
15/07/2023 00:00	14.804	361,523	33.438	0.012	4.793	Off Peak Load GT11 SD Half Block
15/07/2023 01:00	14.792	355,694	32.375	0.012	4.906	Off Peak Load GT11 SD Half Block
15/07/2023 02:00	14.780	353,957	33.964	0.012	4.949	Off Peak Load GT11 SD Half Block
15/07/2023 03:00	14.769	358,543	31.007	0.012	4.983	Off Peak Load GT11 SD Half Block
15/07/2023 04:00	14.752	361,591	32.482	0.012	4.849	Off Peak Load GT11 SD Half Block
15/07/2023 05:00	14.760	363,918	33.169	0.012	4.870	Off Peak Load GT11 SD Half Block
15/07/2023 06:00	14.717	356,154	31.123	0.013	5.045	Off Peak Load GT11 SD Half Block
15/07/2023 07:00	14.764	362,276	32.518	0.013	4.513	Off Peak Load GT11 SD Half Block
15/07/2023 08:00	14.756	366,348	32.550	0.013	5.150	Off Peak Load GT11 SD Half Block
15/07/2023 09:00	14.793	360,967	31.488	0.014	5.096	Off Peak Load GT11 SD Half Block
15/07/2023 10:00	14.761	375,402	33.056	0.014	5.181	Off Peak Load
15/07/2023 11:00	14.710	326,193	30.233	0.014	4.834	On Peak Load
15/07/2023 12:00	14.710	321,737	29.720	0.015	5.019	On Peak Load
15/07/2023 13:00	14.742	326,279	30.742	0.015	4.396	On Peak Load
15/07/2023 14:00	14.776	307,039	30.175	0.014	4.115	On Peak Load
15/07/2023 15:00	14.731	326,057	28.279	0.014	5.147	On Peak Load
15/07/2023 16:00	14.762	331,864	30.487	0.013	4.494	On Peak Load
15/07/2023 17:00	14.757	327,041	30.187	0.013	4.624	On Peak Load
15/07/2023 18:00	14.749	323,524	29.479	0.012	4.804	On Peak Load
15/07/2023 19:00	14.678	320,635	27.380	0.012	4.418	On Peak Load
15/07/2023 20:00	14.646	315,634	26.577	0.011	4.914	On Peak Load
15/07/2023 21:00	14.648	326,789	24.551	0.011	5.435	On Peak Load
15/07/2023 22:00	14.645	321,142	28.352	0.010	4.875	On Peak Load
15/07/2023 23:00	14.754	371,103	32.699	0.010	5.988	Off Peak Load GT11 SD Half Block
16/07/2023 00:00	14.762	357,313	30.785	0.010	5.360	Off Peak Load GT11 SD Half Block
16/07/2023 01:00	14.782	359,323	34.170	0.009	5.601	Off Peak Load GT11 SD Half Block
16/07/2023 02:00	14.783	358,283	33.020	0.009	5.659	Off Peak Load GT11 SD Half Block
16/07/2023 03:00	14.769	352,343	32.072	0.009	5.483	Off Peak Load GT11 SD Half Block
16/07/2023 04:00	14.754	357,490	30.929	0.008	5.749	Off Peak Load GT11 SD Half Block
16/07/2023 05:00	14.740	359,150	31.079	0.009	5.997	Off Peak Load GT11 SD Half Block
16/07/2023 06:00	14.755	362,147	30.782	0.009	5.691	Off Peak Load GT11 SD Half Block
16/07/2023 07:00	14.782	367,700	33.190	0.010	5.738	Off Peak Load GT11 SD Half Block
16/07/2023 08:00	14.808	359,046	32.099	0.011	5.710	Off Peak Load GT11 SD Half Block
16/07/2023 09:00	14.834	360,741	32.573	0.011	5.727	Off Peak Load GT11 SD Half Block
16/07/2023 10:00	14.858	371,249	32.906	0.012	5.671	Off Peak Load GT11 SD Half Block
16/07/2023 11:00	14.861	364,331	31.409	0.013	5.632	Off Peak Load GT11 SD Half Block
16/07/2023 12:00	14.864	380,435	33.135	0.013	5.801	Off Peak Load GT11 SD Half Block
16/07/2023 13:00	14.867	380,398	33.313	0.014	5.516	Off Peak Load GT11 SD Half Block
16/07/2023 14:00	14.858	372,614	34.438	0.014	5.516	Off Peak Load GT11 SD Half Block
16/07/2023 15:00	14.849	376,468	32.668	0.014	5.399	Off Peak Load GT11 SD Half Block
16/07/2023 16:00	14.841	405,032	33.526	0.014	5.405	Off Peak Load GT11 SD Half Block
16/07/2023 17:00	14.841	393,219	33.140	0.014	5.552	Off Peak Load GT11 SD Half Block
16/07/2023 18:00	14.834	352,783	32.425	0.014	5.854	Off Peak Load GT11 SD Half Block
16/07/2023 19:00	14.691	344,914	30.420	0.014	5.447	On Peak Load
16/07/2023 20:00	14.678	321,352	27.075	0.014	5.262	On Peak Load

Site Name: [illegible]
Stack Name: [illegible]
Periodically: [illegible]

	Actual Operation Condition		Emission Concentration for Standardization Comparison			
Date & Time	O2	FLOW @1 ATM 25C	HRSG1_NOx@7%O2	HRSG1_SOx@7%O2	HRSG1_Dust (7%O2)	Remark
	%	m3/hr	ppm	ppm	mg/m3	
16/07/2023 21:00	14.664	318,443	28.191	0.014	5.416	On Peak Load
16/07/2023 22:00	14.660	324,859	28.651	0.014	5.433	On Peak Load
16/07/2023 23:00	14.758	311,051	28.600	0.014	5.108	Off Peak Load
17/07/2023 00:00	14.810	291,120	31.032	0.014	5.370	Off Peak Load
17/07/2023 01:00	14.781	294,830	31.393	0.014	5.620	Off Peak Load
17/07/2023 02:00	14.745	292,300	30.035	0.013	5.389	Off Peak Load
17/07/2023 03:00	14.711	298,318	25.988	0.013	5.523	Off Peak Load
17/07/2023 04:00	14.727	298,695	28.625	0.013	5.639	Off Peak Load
17/07/2023 05:00	14.780	298,823	30.924	0.013	5.679	Off Peak Load
17/07/2023 06:00	14.740	302,881	25.354	0.013	5.532	Off Peak Load
17/07/2023 07:00	14.721	302,706	23.221	0.013	5.515	Off Peak Load
17/07/2023 08:00	14.766	304,832	29.513	0.013	5.432	Off Peak Load
17/07/2023 09:00	14.795	310,538	31.624	0.012	5.703	Off Peak Load
17/07/2023 10:00	15.221	292,731	54.074	0.012	6.339	Off Peak Load
17/07/2023 11:00	14.616	319,747	26.855	0.012	5.512	On Peak Load
17/07/2023 12:00	14.684	331,571	26.473	0.012	5.538	On Peak Load
17/07/2023 13:00	14.682	332,640	26.784	0.011	5.449	On Peak Load
17/07/2023 14:00	14.723	370,176	26.716	0.011	5.204	On Peak Load
17/07/2023 15:00	14.701	339,119	27.218	0.011	5.494	On Peak Load
17/07/2023 16:00	14.689	383,188	27.421	0.011	5.387	On Peak Load
17/07/2023 17:00	14.693	327,124	26.857	0.010	5.364	On Peak Load
17/07/2023 18:00	14.684	359,303	27.464	0.010	5.190	On Peak Load
17/07/2023 19:00	14.654	309,365	26.482	0.010	5.781	On Peak Load
17/07/2023 20:00	14.664	311,158	25.792	0.009	5.334	On Peak Load
17/07/2023 21:00	14.670	317,091	26.683	0.010	5.607	On Peak Load
17/07/2023 22:00	14.677	322,824	27.230	0.011	5.582	On Peak Load
17/07/2023 23:00	14.815	374,335	35.747	0.011	6.024	Off Peak Load GT11 SD Half Block
18/07/2023 00:00	14.821	349,062	30.829	0.012	6.084	Off Peak Load GT11 SD Half Block
18/07/2023 01:00	14.761	353,518	31.605	0.013	5.853	Off Peak Load GT11 SD Half Block
18/07/2023 02:00	14.757	357,161	29.863	0.013	5.945	Off Peak Load GT11 SD Half Block
18/07/2023 03:00	14.760	355,658	29.770	0.012	6.047	Off Peak Load GT11 SD Half Block
18/07/2023 04:00	14.762	358,174	30.742	0.010	6.154	Off Peak Load GT11 SD Half Block
18/07/2023 05:00	14.774	350,416	30.934	0.010	5.958	Off Peak Load GT11 SD Half Block
18/07/2023 06:00	14.785	349,142	31.564	0.010	6.095	Off Peak Load GT11 SD Half Block
18/07/2023 07:00	14.797	348,644	31.297	0.011	6.147	Off Peak Load GT11 SD Half Block
18/07/2023 08:00	14.808	350,874	31.085	0.011	6.456	Off Peak Load GT11 SD Half Block
18/07/2023 09:00	14.820	360,340	33.052	0.011	6.077	Off Peak Load GT11 SD Half Block
18/07/2023 10:00	Analyzer fail	Analyzer fail	Analyzer fail	Analyzer fail	Analyzer fail	Off Peak Load
18/07/2023 11:00	14.675	325,479	25.963	0.011	5.690	On Peak Load
18/07/2023 12:00	14.726	343,367	27.605	0.010	5.461	On Peak Load
18/07/2023 13:00	14.668	325,391	26.388	0.010	5.325	On Peak Load
18/07/2023 14:00	14.643	321,246	27.394	0.010	5.576	On Peak Load
18/07/2023 15:00	14.635	350,708	26.090	0.009	5.677	On Peak Load
18/07/2023 16:00	14.697	376,072	26.838	0.009	5.585	On Peak Load
18/07/2023 17:00	14.693	330,139	25.736	0.008	5.673	On Peak Load
18/07/2023 18:00	14.679	333,829	27.833	0.008	5.428	On Peak Load
18/07/2023 19:00	14.677	313,536	27.586	0.008	5.581	On Peak Load
18/07/2023 20:00	14.675	307,777	25.132	0.008	5.667	On Peak Load
18/07/2023 21:00	14.628	312,620	27.442	0.008	5.730	On Peak Load
18/07/2023 22:00	14.617	311,832	27.021	0.009	5.710	On Peak Load
18/07/2023 23:00	14.778	357,472	33.687	0.009	6.046	Off Peak Load GT11 SD Half Block
19/07/2023 00:00	14.798	358,123	32.432	0.009	6.557	Off Peak Load GT11 SD Half Block
19/07/2023 01:00	14.790	360,199	31.491	0.009	6.217	Off Peak Load GT11 SD Half Block
19/07/2023 02:00	14.783	352,856	32.040	0.009	6.261	Off Peak Load GT11 SD Half Block
19/07/2023 03:00	14.776	351,199	28.561	0.010	6.326	Off Peak Load GT11 SD Half Block
19/07/2023 04:00	14.770	345,334	31.592	0.010	6.264	Off Peak Load GT11 SD Half Block
19/07/2023 05:00	14.763	352,176	29.605	0.011	6.394	Off Peak Load GT11 SD Half Block
19/07/2023 06:00	14.756	360,244	31.236	0.012	6.413	Off Peak Load GT11 SD Half Block
19/07/2023 07:00	14.749	358,748	30.411	0.013	6.359	Off Peak Load GT11 SD Half Block
19/07/2023 08:00	14.742	358,611	29.527	0.013	6.394	Off Peak Load GT11 SD Half Block
19/07/2023 09:00	14.754	379,276	30.680	0.014	9.237	Off Peak Load GT11 SD Half Block
19/07/2023 10:00	14.625	329,890	30.386	0.014	7.616	Off Peak Load
19/07/2023 11:00	14.541	303,092	24.875	0.014	5.809	On Peak Load
19/07/2023 12:00	14.581	309,334	23.117	0.013	4.632	On Peak Load
19/07/2023 13:00	14.612	312,849	26.218	0.012	3.944	On Peak Load
19/07/2023 14:00	14.647	314,124	25.749	0.012	3.872	On Peak Load
19/07/2023 15:00	14.690	315,927	28.052	0.012	3.732	On Peak Load
19/07/2023 16:00	14.671	312,439	27.428	0.012	3.634	On Peak Load
19/07/2023 17:00	14.676	325,187	27.984	0.012	3.720	On Peak Load
19/07/2023 18:00	14.682	311,752	27.587	0.012	4.108	On Peak Load
19/07/2023 19:00	14.669	312,167	27.242	0.012	4.092	On Peak Load
19/07/2023 20:00	14.633	309,050	28.605	0.013	4.266	On Peak Load
19/07/2023 21:00	14.647	311,797	28.612	0.013	4.383	On Peak Load
19/07/2023 22:00	14.662	316,773	26.211	0.015	4.587	On Peak Load
19/07/2023 23:00	Shutdown	Shutdown	Shutdown	Shutdown	Shutdown	Off Peak Load GT12 SD Half Block
20/07/2023 00:00	Shutdown	Shutdown	Shutdown	Shutdown	Shutdown	Off Peak Load GT12 SD Half Block

Site Name: [illegible]
Stack Name: [illegible]
Periodically: [illegible]

	Actual Operation Condition		Emission Concentration for Standardization Comparison			
Date & Time	O2	FLOW @1 ATM 25C	HRSG1_NOx@7%O2	HRSG1_SOx@7%O2	HRSG1_Dust (7%O2)	Remark
	%	m3/hr	ppm	ppm	mg/m3	
20/07/2023 01:00	Shutdown	Shutdown	Shutdown	Shutdown	Shutdown	Off Peak Load GT12 SD Half Block
20/07/2023 02:00	Shutdown	Shutdown	Shutdown	Shutdown	Shutdown	Off Peak Load GT12 SD Half Block
20/07/2023 03:00	Shutdown	Shutdown	Shutdown	Shutdown	Shutdown	Off Peak Load GT12 SD Half Block
20/07/2023 04:00	Shutdown	Shutdown	Shutdown	Shutdown	Shutdown	Off Peak Load GT12 SD Half Block
20/07/2023 05:00	Shutdown	Shutdown	Shutdown	Shutdown	Shutdown	Off Peak Load GT12 SD Half Block
20/07/2023 06:00	Shutdown	Shutdown	Shutdown	Shutdown	Shutdown	Off Peak Load GT12 SD Half Block
20/07/2023 07:00	Shutdown	Shutdown	Shutdown	Shutdown	Shutdown	Off Peak Load GT12 SD Half Block
20/07/2023 08:00	Shutdown	Shutdown	Shutdown	Shutdown	Shutdown	Off Peak Load GT12 SD Half Block
20/07/2023 09:00	Shutdown	Shutdown	Shutdown	Shutdown	Shutdown	Off Peak Load GT12 SD Half Block
20/07/2023 10:00	Shutdown	Shutdown	Shutdown	Shutdown	Shutdown	Off Peak Load GT12 SD Half Block
20/07/2023 11:00	14.673	308,980	27.034	0.013	5.249	On Peak Load
20/07/2023 12:00	14.725	313,001	27.203	0.013	5.510	On Peak Load
20/07/2023 13:00	14.690	309,800	27.620	0.013	5.182	On Peak Load
20/07/2023 14:00	14.681	308,126	27.775	0.012	5.426	On Peak Load
20/07/2023 15:00	14.661	316,747	28.102	0.012	5.413	On Peak Load
20/07/2023 16:00	14.600	311,087	27.326	0.012	4.795	On Peak Load
20/07/2023 17:00	14.590	312,738	24.330	0.012	5.567	On Peak Load
20/07/2023 18:00	14.611	305,526	25.094	0.012	6.049	On Peak Load
20/07/2023 19:00	14.577	312,725	26.239	0.012	6.351	On Peak Load
20/07/2023 20:00	14.557	309,133	26.041	0.012	7.669	On Peak Load
20/07/2023 21:00	14.570	313,014	26.388	0.012	5.584	On Peak Load
20/07/2023 22:00	14.559	308,236	28.522	0.012	10.522	On Peak Load
20/07/2023 23:00	14.960	273,776	49.079	0.012	7.263	Off Peak Load
21/07/2023 00:00	14.626	300,306	21.816	0.012	5.532	Off Peak Load
21/07/2023 01:00	14.612	300,295	22.336	0.012	6.919	Off Peak Load
21/07/2023 02:00	14.567	304,590	24.900	0.012	7.125	Off Peak Load
21/07/2023 03:00	14.585	289,960	24.403	0.011	8.580	Off Peak Load
21/07/2023 04:00	14.627	313,723	24.483	0.011	13.775	Off Peak Load
21/07/2023 05:00	14.650	317,068	23.418	0.010	11.861	Off Peak Load
21/07/2023 06:00	Analyzer fail	Analyzer fail	Analyzer fail	Analyzer fail	Analyzer fail	Off Peak Load
21/07/2023 07:00	14.672	300,253	28.778	0.009	8.026	Off Peak Load
21/07/2023 08:00	14.665	300,816	23.803	0.008	6.917	Off Peak Load
21/07/2023 09:00	14.693	300,932	28.808	0.007	5.099	Off Peak Load
21/07/2023 10:00	15.088	272,340	50.139	0.007	5.129	Off Peak Load
21/07/2023 11:00	14.535	312,311	26.637	0.007	5.341	On Peak Load
21/07/2023 12:00	14.527	308,122	26.653	0.007	6.417	On Peak Load
21/07/2023 13:00	14.566	306,116	26.776	0.007	5.277	On Peak Load
21/07/2023 14:00	14.559	310,450	26.552	0.007	5.927	On Peak Load
21/07/2023 15:00	14.575	300,687	23.880	0.008	5.450	On Peak Load
21/07/2023 16:00	14.612	304,388	25.525	0.008	4.789	On Peak Load
21/07/2023 17:00	14.624	303,545	25.384	0.008	4.422	On Peak Load
21/07/2023 18:00	14.591	312,942	27.003	0.008	3.972	On Peak Load
21/07/2023 19:00	14.590	309,676	26.420	0.008	4.287	On Peak Load
21/07/2023 20:00	14.589	307,593	26.258	0.008	4.069	On Peak Load
21/07/2023 21:00	14.580	301,069	26.527	0.008	3.906	On Peak Load
21/07/2023 22:00	14.575	302,991	26.971	0.008	4.256	On Peak Load
21/07/2023 23:00	14.971	274,285	48.881	0.008	4.373	Off Peak Load
22/07/2023 00:00	14.632	294,005	22.554	0.008	4.372	Off Peak Load
22/07/2023 01:00	14.627	296,670	23.437	0.008	4.683	Off Peak Load
22/07/2023 02:00	14.603	301,889	24.657	0.008	4.653	Off Peak Load
22/07/2023 03:00	14.583	303,682	25.133	0.008	4.419	Off Peak Load
22/07/2023 04:00	14.585	300,857	23.631	0.009	5.507	Off Peak Load
22/07/2023 05:00	14.617	302,050	22.221	0.009	5.760	Off Peak Load
22/07/2023 06:00	14.655	298,824	24.830	0.010	5.224	Off Peak Load
22/07/2023 07:00	14.663	296,288	28.884	0.010	5.084	Off Peak Load
22/07/2023 08:00	14.699	296,090	31.960	0.011	5.164	Off Peak Load
22/07/2023 09:00	14.707	297,227	30.618	0.012	4.524	Off Peak Load
22/07/2023 10:00	15.067	260,494	50.563	0.012	5.774	Off Peak Load
22/07/2023 11:00	14.540	311,402	25.774	0.013	5.655	On Peak Load
22/07/2023 12:00	14.622	313,265	27.347	0.013	5.413	On Peak Load
22/07/2023 13:00	14.645	319,259	28.606	0.013	5.159	On Peak Load
22/07/2023 14:00	14.614	324,924	28.598	0.014	5.970	On Peak Load
22/07/2023 15:00	14.559	305,551	27.289	0.014	6.173	On Peak Load
22/07/2023 16:00	14.583	286,473	26.644	0.015	6.986	On Peak Load
22/07/2023 17:00	14.542	311,127	26.624	0.015	5.862	On Peak Load
22/07/2023 18:00	14.570	316,596	26.423	0.015	4.968	On Peak Load
22/07/2023 19:00	14.582	312,909	27.675	0.015	5.009	On Peak Load
22/07/2023 20:00	14.550	318,984	27.104	0.015	4.918	On Peak Load
22/07/2023 21:00	14.579	309,271	28.064	0.014	4.238	On Peak Load
22/07/2023 22:00	14.576	315,451	27.032	0.014	3.939	On Peak Load
22/07/2023 23:00	15.002	276,370	49.320	0.014	4.458	Off Peak Load
23/07/2023 00:00	14.711	292,831	30.606	0.014	5.389	Off Peak Load
23/07/2023 01:00	14.662	291,761	27.857	0.013	4.865	Off Peak Load
23/07/2023 02:00	14.638	297,081	21.581	0.013	5.689	Off Peak Load
23/07/2023 03:00	14.674	296,494	25.140	0.012	4.625	Off Peak Load
23/07/2023 04:00	14.654	295,702	28.384	0.011	4.464	Off Peak Load

Site Name: [illegible]
Stack Name: [illegible]
Periodically: [illegible]

	Actual Operation Condition		Emission Concentration for Standardization Comparison			
Date & Time	O2	FLOW @1 ATM 25C	HRSG1_NOx@7%O2	HRSG1_SOx@7%O2	HRSG1_Dust (7%O2)	Remark
	%	m3/hr	ppm	ppm	mg/m3	
23/07/2023 05:00	14.750	296,759	31.064	0.010	4.801	Off Peak Load
23/07/2023 06:00	14.713	297,086	30.828	0.010	5.430	Off Peak Load
23/07/2023 07:00	14.722	296,877	31.444	0.009	5.186	Off Peak Load
23/07/2023 08:00	14.810	292,978	28.801	0.008	4.851	Off Peak Load
23/07/2023 09:00	14.788	291,354	28.662	0.007	4.911	Off Peak Load
23/07/2023 10:00	14.865	288,795	27.337	0.007	4.916	Off Peak Load
23/07/2023 11:00	14.851	294,759	30.644	0.008	4.710	Off Peak Load
23/07/2023 12:00	14.845	320,061	30.103	0.008	3.972	Off Peak Load
23/07/2023 13:00	14.815	286,809	28.394	0.009	10.199	Off Peak Load
23/07/2023 14:00	14.813	289,157	28.760	0.010	5.750	Off Peak Load
23/07/2023 15:00	14.744	291,746	28.566	0.010	5.922	Off Peak Load
23/07/2023 16:00	14.752	296,014	31.232	0.011	6.485	Off Peak Load
23/07/2023 17:00	14.781	290,678	30.350	0.011	7.006	Off Peak Load
23/07/2023 18:00	14.809	287,758	31.056	0.012	4.798	Off Peak Load
23/07/2023 19:00	14.701	351,155	30.115	0.012	4.128	On Peak Load
23/07/2023 20:00	14.539	308,251	28.782	0.012	3.573	On Peak Load
23/07/2023 21:00	14.589	313,620	26.610	0.012	4.405	On Peak Load
23/07/2023 22:00	14.735	355,092	30.808	0.012	4.380	On Peak Load
23/07/2023 23:00	14.718	354,119	30.556	0.012	4.320	Off Peak Load GT11 SD Half Block
24/07/2023 00:00	14.699	349,592	29.137	0.013	4.268	Off Peak Load GT11 SD Half Block
24/07/2023 01:00	14.696	352,165	30.630	0.013	5.132	Off Peak Load GT11 SD Half Block
24/07/2023 02:00	14.694	358,180	30.719	0.012	5.046	Off Peak Load GT11 SD Half Block
24/07/2023 03:00	14.691	354,299	31.448	0.012	5.518	Off Peak Load GT11 SD Half Block
24/07/2023 04:00	14.689	347,955	32.720	0.011	6.012	Off Peak Load GT11 SD Half Block
24/07/2023 05:00	14.686	352,469	32.590	0.010	5.671	Off Peak Load GT11 SD Half Block
24/07/2023 06:00	14.684	353,606	29.616	0.009	5.567	Off Peak Load GT11 SD Half Block
24/07/2023 07:00	14.681	351,429	30.376	0.008	5.886	Off Peak Load GT11 SD Half Block
24/07/2023 08:00	14.699	354,146	31.827	0.008	5.433	Off Peak Load GT11 SD Half Block
24/07/2023 09:00	14.736	352,192	31.719	0.007	4.788	Off Peak Load GT11 SD Half Block
24/07/2023 10:00	14.637	329,492	29.284	0.007	4.147	Off Peak Load
24/07/2023 11:00	14.602	310,636	25.091	0.008	4.354	On Peak Load
24/07/2023 12:00	14.653	307,605	26.459	0.009	4.758	On Peak Load
24/07/2023 13:00	14.682	307,700	25.123	0.010	4.618	On Peak Load
24/07/2023 14:00	14.717	307,105	27.114	0.011	4.482	On Peak Load
24/07/2023 15:00	14.628	307,034	27.076	0.012	3.658	On Peak Load
24/07/2023 16:00	14.649	306,659	26.441	0.013	4.504	On Peak Load
24/07/2023 17:00	14.644	306,932	26.414	0.014	4.628	On Peak Load
24/07/2023 18:00	14.633	314,170	27.335	0.014	5.049	On Peak Load
24/07/2023 19:00	14.616	311,071	28.726	0.014	6.721	On Peak Load
24/07/2023 20:00	14.600	307,246	27.188	0.014	6.203	On Peak Load
24/07/2023 21:00	14.584	303,134	27.875	0.014	6.079	On Peak Load
24/07/2023 22:00	14.567	304,893	26.655	0.014	6.249	On Peak Load
24/07/2023 23:00	15.063	274,265	57.106	0.014	7.347	Off Peak Load
25/07/2023 00:00	14.762	298,392	29.902	0.014	5.654	Off Peak Load
25/07/2023 01:00	14.738	298,984	31.538	0.013	4.932	Off Peak Load
25/07/2023 02:00	14.711	297,262	31.599	0.011	5.392	Off Peak Load
25/07/2023 03:00	14.738	294,679	32.689	0.010	5.465	Off Peak Load
25/07/2023 04:00	14.773	300,263	32.736	0.010	4.812	Off Peak Load
25/07/2023 05:00	14.758	294,353	32.287	0.009	4.965	Off Peak Load
25/07/2023 06:00	14.772	296,099	32.423	0.009	6.000	Off Peak Load
25/07/2023 07:00	14.805	289,067	31.179	0.009	5.207	Off Peak Load
25/07/2023 08:00	14.794	294,148	30.946	0.008	5.297	Off Peak Load
25/07/2023 09:00	14.797	295,423	29.847	0.008	4.984	Off Peak Load
25/07/2023 10:00	15.208	286,755	54.709	0.007	4.842	Off Peak Load
25/07/2023 11:00	14.644	309,217	24.837	0.008	4.619	On Peak Load
25/07/2023 12:00	14.667	322,580	25.426	0.009	4.422	On Peak Load
25/07/2023 13:00	14.700	307,651	26.542	0.009	4.402	On Peak Load
25/07/2023 14:00	14.670	314,456	24.818	0.010	4.465	On Peak Load
25/07/2023 15:00	14.682	327,290	27.902	0.011	4.401	On Peak Load
25/07/2023 16:00	14.690	311,181	27.648	0.011	4.707	On Peak Load
25/07/2023 17:00	14.651	312,974	28.965	0.012	4.614	On Peak Load
25/07/2023 18:00	14.630	310,202	26.611	0.013	4.139	On Peak Load
25/07/2023 19:00	14.601	313,156	27.433	0.013	4.981	On Peak Load
25/07/2023 20:00	14.626	309,139	27.071	0.013	6.315	On Peak Load
25/07/2023 21:00	14.622	313,995	26.094	0.013	5.484	On Peak Load
25/07/2023 22:00	14.641	313,108	28.326	0.013	5.311	On Peak Load
25/07/2023 23:00	15.133	279,937	27.071	0.013	6.008	Off Peak Load
26/07/2023 00:00	14.752	300,875	26.503	0.014	5.657	Off Peak Load
26/07/2023 01:00	14.740	299,570	25.863	0.014	5.526	Off Peak Load
26/07/2023 02:00	14.684	296,813	23.791	0.014	5.249	Off Peak Load
26/07/2023 03:00	14.719	294,983	26.488	0.014	5.773	Off Peak Load
26/07/2023 04:00	14.690	301,396	26.630	0.014	5.575	Off Peak Load
26/07/2023 05:00	14.707	302,981	27.154	0.014	5.236	Off Peak Load
26/07/2023 06:00	14.703	299,771	28.488	0.013	5.367	Off Peak Load
26/07/2023 07:00	14.744	297,909	30.624	0.013	5.316	Off Peak Load
26/07/2023 08:00	14.761	299,756	32.253	0.013	5.359	Off Peak Load

Site Name: [illegible]
Stack Name: [illegible]
Periodically: [illegible]

	Actual Operation Condition		Emission Concentration for Standardization Comparison			
Date & Time	O2	FLOW @1 ATM 25C	HRSG1_NOx@7%O2	HRSG1_SOx@7%O2	HRSG1_Dust (7%O2)	Remark
	%	m3/hr	ppm	ppm	mg/m3	
26/07/2023 09:00	14.800	300,965	32.009	0.013	5.613	Off Peak Load
26/07/2023 10:00	15.250	268,258	55.302	0.013	5.974	Off Peak Load
26/07/2023 11:00	14.642	312,456	26.635	0.013	5.398	On Peak Load
26/07/2023 12:00	14.669	313,108	26.640	0.013	5.126	On Peak Load
26/07/2023 13:00	14.694	317,204	26.475	0.013	5.283	On Peak Load
26/07/2023 14:00	14.667	315,194	26.990	0.013	5.565	On Peak Load
26/07/2023 15:00	14.648	310,918	25.025	0.013	5.629	On Peak Load
26/07/2023 16:00	14.676	319,339	24.661	0.013	5.566	On Peak Load
26/07/2023 17:00	14.669	308,844	25.048	0.014	5.280	On Peak Load
26/07/2023 18:00	14.620	317,697	27.073	0.013	5.168	On Peak Load
26/07/2023 19:00	14.612	314,100	27.443	0.012	5.290	On Peak Load
26/07/2023 20:00	14.584	308,715	25.672	0.011	5.253	On Peak Load
26/07/2023 21:00	14.564	304,132	26.807	0.010	5.403	On Peak Load
26/07/2023 22:00	14.604	311,737	25.984	0.009	4.969	On Peak Load
26/07/2023 23:00	15.114	280,453	26.807	0.008	5.334	Off Peak Load
27/07/2023 00:00	14.786	307,995	32.184	0.007	4.903	Off Peak Load
27/07/2023 01:00	14.744	305,301	27.374	0.006	4.782	Off Peak Load
27/07/2023 02:00	14.740	299,741	27.891	0.006	4.964	Off Peak Load
27/07/2023 03:00	14.769	300,714	26.157	0.007	5.035	Off Peak Load
27/07/2023 04:00	14.762	300,489	28.465	0.008	4.924	Off Peak Load
27/07/2023 05:00	14.769	297,071	30.824	0.010	4.921	Off Peak Load
27/07/2023 06:00	14.779	296,829	31.266	0.010	5.580	Off Peak Load
27/07/2023 07:00	14.878	289,930	28.736	0.010	5.254	Off Peak Load
27/07/2023 08:00	14.921	288,506	27.270	0.010	5.632	Off Peak Load
27/07/2023 09:00	15.021	285,590	41.903	0.010	5.831	Off Peak Load
27/07/2023 10:00	15.258	273,455	24.198	0.010	6.139	Off Peak Load
27/07/2023 11:00	14.647	315,867	23.022	0.010	5.332	On Peak Load
27/07/2023 12:00	14.755	319,013	24.198	0.010	5.215	On Peak Load
27/07/2023 13:00	14.716	349,272	27.209	0.010	4.983	On Peak Load
27/07/2023 14:00	14.701	338,138	27.240	0.010	5.061	On Peak Load
27/07/2023 15:00	14.708	313,789	25.965	0.010	5.072	On Peak Load
27/07/2023 16:00	14.699	330,895	28.150	0.009	4.918	On Peak Load
27/07/2023 17:00	14.673	321,304	27.889	0.009	4.838	On Peak Load
27/07/2023 18:00	14.722	331,365	27.893	0.008	5.147	On Peak Load
27/07/2023 19:00	14.691	319,032	26.797	0.008	4.972	On Peak Load
27/07/2023 20:00	14.675	310,175	27.838	0.007	5.163	On Peak Load
27/07/2023 21:00	14.683	317,028	26.932	0.007	5.291	On Peak Load
27/07/2023 22:00	14.640	331,642	27.127	0.007	5.094	On Peak Load
27/07/2023 23:00	14.792	390,344	34.581	0.008	5.725	Off Peak Load GT11 SD Half Block
28/07/2023 00:00	14.787	376,625	35.887	0.009	5.707	Off Peak Load GT11 SD Half Block
28/07/2023 01:00	14.782	365,835	37.118	0.009	5.686	Off Peak Load GT11 SD Half Block
28/07/2023 02:00	14.778	372,548	35.266	0.010	5.968	Off Peak Load GT11 SD Half Block
28/07/2023 03:00	14.773	374,206	35.861	0.011	5.884	Off Peak Load GT11 SD Half Block
28/07/2023 04:00	14.768	370,546	34.620	0.012	5.678	Off Peak Load GT11 SD Half Block
28/07/2023 05:00	14.764	368,192	35.613	0.012	5.818	Off Peak Load GT11 SD Half Block
28/07/2023 06:00	14.759	370,602	36.280	0.013	5.988	Off Peak Load GT11 SD Half Block
28/07/2023 07:00	14.756	370,489	34.832	0.013	5.880	Off Peak Load GT11 SD Half Block
28/07/2023 08:00	14.762	372,468	34.472	0.013	5.835	Off Peak Load GT11 SD Half Block
28/07/2023 09:00	14.768	365,559	36.027	0.013	5.648	Off Peak Load GT11 SD Half Block
28/07/2023 10:00	14.775	378,277	35.739	0.013	5.931	Off Peak Load GT11 SD Half Block
28/07/2023 11:00	14.780	364,837	35.881	0.014	5.524	Off Peak Load GT11 SD Half Block
28/07/2023 12:00	14.793	360,691	35.057	0.014	5.531	Off Peak Load GT11 SD Half Block
28/07/2023 13:00	14.809	417,401	36.571	0.014	5.453	Off Peak Load GT11 SD Half Block
28/07/2023 14:00	14.821	384,356	35.947	0.014	5.545	Off Peak Load GT11 SD Half Block
28/07/2023 15:00	14.813	365,207	35.423	0.013	5.615	Off Peak Load GT11 SD Half Block
28/07/2023 16:00	14.805	372,739	35.773	0.013	5.408	Off Peak Load GT11 SD Half Block
28/07/2023 17:00	14.798	375,829	35.579	0.012	5.630	Off Peak Load GT11 SD Half Block
28/07/2023 18:00	14.790	364,393	35.346	0.012	5.518	Off Peak Load
28/07/2023 19:00	14.630	313,751	27.907	0.011	5.448	On Peak Load
28/07/2023 20:00	14.616	320,420	26.124	0.011	5.440	On Peak Load
28/07/2023 21:00	14.636	318,710	26.389	0.010	5.171	On Peak Load
28/07/2023 22:00	14.761	375,465	34.217	0.010	6.045	Off Peak Load
28/07/2023 23:00	14.755	363,078	33.683	0.011	6.029	Off Peak Load GT11 SD Half Block
29/07/2023 00:00	14.749	372,729	34.286	0.011	6.034	Off Peak Load GT11 SD Half Block
29/07/2023 01:00	14.743	373,885	35.393	0.011	5.850	Off Peak Load GT11 SD Half Block
29/07/2023 02:00	14.736	373,960	33.263	0.011	6.045	Off Peak Load GT11 SD Half Block
29/07/2023 03:00	14.730	370,375	34.022	0.012	6.005	Off Peak Load GT11 SD Half Block
29/07/2023 04:00	14.724	371,305	33.257	0.012	5.930	Off Peak Load GT11 SD Half Block
29/07/2023 05:00	14.718	369,095	32.926	0.012	5.985	Off Peak Load GT11 SD Half Block
29/07/2023 06:00	14.715	370,823	32.721	0.012	6.128	Off Peak Load GT11 SD Half Block
29/07/2023 07:00	14.727	374,277	34.500	0.012	6.268	Off Peak Load GT11 SD Half Block
29/07/2023 08:00	14.739	367,278	32.608	0.012	5.833	Off Peak Load GT11 SD Half Block
29/07/2023 09:00	14.751	367,650	34.584	0.012	5.857	Off Peak Load GT11 SD Half Block
29/07/2023 10:00	14.755	349,381	28.683	0.012	5.693	Off Peak Load
29/07/2023 11:00	14.627	327,898	26.833	0.012	5.593	On Peak Load
29/07/2023 12:00	14.636	324,298	24.511	0.012	5.414	On Peak Load

Site Name: [illegible]
Stack Name: [illegible]
Periodically: [illegible]

	Actual Operation Condition		Emission Concentration for Standardization Comparison			
Date & Time	O2	FLOW @1 ATM 25C	HRSG1_NOx@7%O2	HRSG1_SOx@7%O2	HRSG1_Dust (7%O2)	Remark
	%	m3/hr	ppm	ppm	mg/m3	
29/07/2023 13:00	14.654	334,804	23.853	0.012	5.239	On Peak Load
29/07/2023 14:00	14.655	319,349	26.749	0.012	5.292	On Peak Load
29/07/2023 15:00	14.631	323,337	26.771	0.012	5.311	On Peak Load
29/07/2023 16:00	14.634	322,510	26.217	0.012	5.313	On Peak Load
29/07/2023 17:00	14.630	323,158	26.346	0.013	5.710	On Peak Load
29/07/2023 18:00	14.681	314,664	27.816	0.013	5.193	On Peak Load
29/07/2023 19:00	14.677	317,134	27.455	0.013	5.427	On Peak Load
29/07/2023 20:00	14.613	316,871	25.312	0.013	5.570	On Peak Load
29/07/2023 21:00	14.560	320,023	26.299	0.013	5.759	On Peak Load
29/07/2023 22:00	14.593	320,581	25.127	0.015	5.654	On Peak Load
29/07/2023 23:00	Shutdown	Shutdown	Shutdown	Shutdown	Shutdown	Off Peak Load GT12 SD Half Block
30/07/2023 00:00	Shutdown	Shutdown	Shutdown	Shutdown	Shutdown	Off Peak Load GT12 SD Half Block
30/07/2023 01:00	Shutdown	Shutdown	Shutdown	Shutdown	Shutdown	Off Peak Load GT12 SD Half Block
30/07/2023 02:00	Shutdown	Shutdown	Shutdown	Shutdown	Shutdown	Off Peak Load GT12 SD Half Block
30/07/2023 03:00	Shutdown	Shutdown	Shutdown	Shutdown	Shutdown	Off Peak Load GT12 SD Half Block
30/07/2023 04:00	Shutdown	Shutdown	Shutdown	Shutdown	Shutdown	Off Peak Load GT12 SD Half Block
30/07/2023 05:00	Shutdown	Shutdown	Shutdown	Shutdown	Shutdown	Off Peak Load GT12 SD Half Block
30/07/2023 06:00	Shutdown	Shutdown	Shutdown	Shutdown	Shutdown	Off Peak Load GT12 SD Half Block
30/07/2023 07:00	Shutdown	Shutdown	Shutdown	Shutdown	Shutdown	Off Peak Load GT12 SD Half Block
30/07/2023 08:00	Shutdown	Shutdown	Shutdown	Shutdown	Shutdown	Off Peak Load GT12 SD Half Block
30/07/2023 09:00	Shutdown	Shutdown	Shutdown	Shutdown	Shutdown	Off Peak Load GT12 SD Half Block
30/07/2023 10:00	Shutdown	Shutdown	Shutdown	Shutdown	Shutdown	Off Peak Load GT12 SD Half Block
30/07/2023 11:00	Shutdown	Shutdown	Shutdown	Shutdown	Shutdown	Off Peak Load GT12 SD Half Block
30/07/2023 12:00	Shutdown	Shutdown	Shutdown	Shutdown	Shutdown	Off Peak Load GT12 SD Half Block
30/07/2023 13:00	Shutdown	Shutdown	Shutdown	Shutdown	Shutdown	Off Peak Load GT12 SD Half Block
30/07/2023 14:00	Shutdown	Shutdown	Shutdown	Shutdown	Shutdown	Off Peak Load GT12 SD Half Block
30/07/2023 15:00	Shutdown	Shutdown	Shutdown	Shutdown	Shutdown	Off Peak Load GT12 SD Half Block
30/07/2023 16:00	Shutdown	Shutdown	Shutdown	Shutdown	Shutdown	Off Peak Load GT12 SD Half Block
30/07/2023 17:00	Shutdown	Shutdown	Shutdown	Shutdown	Shutdown	Off Peak Load GT12 SD Half Block
30/07/2023 18:00	Shutdown	Shutdown	Shutdown	Shutdown	Shutdown	Off Peak Load GT12 SD Half Block
30/07/2023 19:00	Shutdown	Shutdown	Shutdown	Shutdown	Shutdown	Off Peak Load GT12 SD Half Block
30/07/2023 20:00	14.523	308,070	28.320	0.014	5.362	On Peak Load
30/07/2023 21:00	14.593	308,293	28.777	0.013	5.040	On Peak Load
30/07/2023 22:00	14.703	370,285	35.882	0.012	5.730	Off Peak Load
30/07/2023 23:00	14.725	369,019	35.042	0.011	5.668	Off Peak Load GT11 SD Half Block
31/07/2023 00:00	14.724	372,897	36.138	0.012	5.638	Off Peak Load GT11 SD Half Block
31/07/2023 01:00	14.722	363,341	34.578	0.012	5.650	Off Peak Load GT11 SD Half Block
31/07/2023 02:00	14.721	357,975	33.760	0.012	5.831	Off Peak Load GT11 SD Half Block
31/07/2023 03:00	14.718	356,890	35.838	0.012	5.495	Off Peak Load GT11 SD Half Block
31/07/2023 04:00	14.714	364,305	32.573	0.013	5.689	Off Peak Load GT11 SD Half Block
31/07/2023 05:00	14.711	365,456	35.740	0.013	5.169	Off Peak Load GT11 SD Half Block
31/07/2023 06:00	14.708	359,643	34.175	0.013	6.085	Off Peak Load GT11 SD Half Block
31/07/2023 07:00	14.705	368,309	34.457	0.013	5.730	Off Peak Load GT11 SD Half Block
31/07/2023 08:00	14.701	375,108	33.449	0.013	6.327	Off Peak Load GT11 SD Half Block
31/07/2023 09:00	14.698	370,026	33.691	0.013	6.325	Off Peak Load GT11 SD Half Block
31/07/2023 10:00	14.640	327,358	29.090	0.013	5.861	Off Peak Load
31/07/2023 11:00	14.592	305,832	23.647	0.013	6.369	On Peak Load
31/07/2023 12:00	14.604	298,582	24.788	0.013	5.211	On Peak Load
31/07/2023 13:00	14.618	303,673	23.299	0.013	5.056	On Peak Load
31/07/2023 14:00	14.626	316,520	25.379	0.013	4.505	On Peak Load
31/07/2023 15:00	14.618	308,782	27.381	0.013	4.664	On Peak Load
31/07/2023 16:00	14.611	307,370	25.620	0.013	4.890	On Peak Load
31/07/2023 17:00	14.596	311,043	25.788	0.013	5.013	On Peak Load
31/07/2023 18:00	14.597	302,232	24.378	0.013	5.421	On Peak Load
31/07/2023 19:00	14.585	302,043	24.773	0.013	5.692	On Peak Load
31/07/2023 20:00	14.570	308,937	26.683	0.013	5.661	On Peak Load
31/07/2023 21:00	14.557	300,338	24.390	0.015	5.636	On Peak Load
31/07/2023 22:00	14.548	305,379	26.322	0.017	5.327	On Peak Load
31/07/2023 23:00	Shutdown	Shutdown	Shutdown	Shutdown	Shutdown	
Minimum	14.50	260,494	17.57	0.00	3.06	
Maximum	15.26	417,401	57.11	0.02	14.80	
Avg	14.70	327,184	28.77	0.01	5.16	
SUM						
			80	6	28	

Site Name: [illegible]
Stack Name: [illegible]
Periodically: [illegible]

	Actual Operation Condition		Emission Concentration for Standardization Comparison			
Date & Time	O2	FLOW @1 ATM 25C	HRSG1_NOx@7%O2	HRSG1_SOx@7%O2	HRSG1_Dust (7%O2)	Remark
	%	m3/hr	ppm	ppm	mg/m3	
01/08/2023 00:00	14.888	359,428	21.485	0.001	3.668	Off Peak Load GT12 SD Half Block
01/08/2023 01:00	14.889	361,734	21.781	0.000	3.687	Off Peak Load GT12 SD Half Block
01/08/2023 02:00	14.890	360,240	21.649	0.000	3.672	Off Peak Load GT12 SD Half Block
01/08/2023 03:00	14.891	359,102	22.982	0.001	3.675	Off Peak Load GT12 SD Half Block
01/08/2023 04:00	14.892	362,328	22.862	0.001	3.697	Off Peak Load GT12 SD Half Block
01/08/2023 05:00	14.893	357,972	21.491	0.001	3.689	Off Peak Load GT12 SD Half Block
01/08/2023 06:00	14.894	359,187	22.877	0.001	3.684	Off Peak Load GT12 SD Half Block
01/08/2023 07:00	14.895	360,396	22.011	0.001	3.689	Off Peak Load GT12 SD Half Block
01/08/2023 08:00	14.895	362,461	21.737	0.002	3.693	Off Peak Load GT12 SD Half Block
01/08/2023 09:00	14.893	365,925	22.540	0.002	3.710	Off Peak Load GT12 SD Half Block
01/08/2023 10:00	14.842	324,442	19.810	0.002	3.654	Off Peak Load
01/08/2023 11:00	14.750	291,071	18.622	0.002	3.593	On Peak Load
01/08/2023 12:00	14.769	288,388	18.140	0.002	3.597	On Peak Load
01/08/2023 13:00	14.786	287,911	18.438	0.002	3.592	On Peak Load
01/08/2023 14:00	14.750	287,147	18.565	0.002	3.604	On Peak Load
01/08/2023 15:00	14.730	294,498	19.055	0.003	3.590	On Peak Load
01/08/2023 16:00	14.725	294,046	18.582	0.003	3.609	On Peak Load
01/08/2023 17:00	14.727	292,880	18.929	0.003	3.577	On Peak Load
01/08/2023 18:00	14.737	294,560	19.307	0.003	3.576	On Peak Load
01/08/2023 19:00	14.737	292,831	18.575	0.002	3.583	On Peak Load
01/08/2023 20:00	14.706	294,868	19.157	0.002	3.559	On Peak Load
01/08/2023 21:00	14.728	296,771	18.772	0.002	3.550	On Peak Load
01/08/2023 22:00	14.720	293,932	19.377	0.001	3.560	On Peak Load
01/08/2023 23:00	Shutdown	Shutdown	Shutdown	Shutdown	Shutdown	Off Peak Load GT11 SD Half Block
02/08/2023 00:00	Shutdown	Shutdown	Shutdown	Shutdown	Shutdown	Off Peak Load GT11 SD Half Block
02/08/2023 01:00	Shutdown	Shutdown	Shutdown	Shutdown	Shutdown	Off Peak Load GT11 SD Half Block
02/08/2023 02:00	Shutdown	Shutdown	Shutdown	Shutdown	Shutdown	Off Peak Load GT11 SD Half Block
02/08/2023 03:00	Shutdown	Shutdown	Shutdown	Shutdown	Shutdown	Off Peak Load GT11 SD Half Block
02/08/2023 04:00	Shutdown	Shutdown	Shutdown	Shutdown	Shutdown	Off Peak Load GT11 SD Half Block
02/08/2023 05:00	Shutdown	Shutdown	Shutdown	Shutdown	Shutdown	Off Peak Load GT11 SD Half Block
02/08/2023 06:00	Shutdown	Shutdown	Shutdown	Shutdown	Shutdown	Off Peak Load GT11 SD Half Block
02/08/2023 07:00	Shutdown	Shutdown	Shutdown	Shutdown	Shutdown	Off Peak Load GT11 SD Half Block
02/08/2023 08:00	Shutdown	Shutdown	Shutdown	Shutdown	Shutdown	Off Peak Load GT11 SD Half Block
02/08/2023 09:00	Shutdown	Shutdown	Shutdown	Shutdown	Shutdown	Off Peak Load GT11 SD Half Block
02/08/2023 10:00	Shutdown	Shutdown	Shutdown	Shutdown	Shutdown	Off Peak Load GT11 SD Half Block
02/08/2023 11:00	14.763	294,732	18.823	0.000	3.588	On Peak Load
02/08/2023 12:00	14.765	292,706	19.170	0.000	3.606	On Peak Load
02/08/2023 13:00	14.764	288,860	19.148	0.000	3.591	On Peak Load
02/08/2023 14:00	14.765	289,222	19.009	0.000	3.599	On Peak Load
02/08/2023 15:00	14.743	293,719	19.389	0.000	3.587	On Peak Load
02/08/2023 16:00	14.716	294,633	18.836	0.000	3.592	On Peak Load
02/08/2023 17:00	14.736	293,972	18.901	0.000	3.575	On Peak Load
02/08/2023 18:00	14.703	291,557	18.593	0.000	3.570	On Peak Load
02/08/2023 19:00	14.717	294,937	18.396	0.000	3.600	On Peak Load
02/08/2023 20:00	14.731	299,024	18.815	0.000	3.598	On Peak Load
02/08/2023 21:00	14.740	303,058	18.412	0.000	3.599	On Peak Load
02/08/2023 22:00	14.759	299,839	18.647	0.000	3.596	On Peak Load
02/08/2023 23:00	Shutdown	Shutdown	Shutdown	Shutdown	Shutdown	Off Peak Load GT11 SD Half Block
03/08/2023 00:00	Shutdown	Shutdown	Shutdown	Shutdown	Shutdown	Off Peak Load GT11 SD Half Block
03/08/2023 01:00	Shutdown	Shutdown	Shutdown	Shutdown	Shutdown	Off Peak Load GT11 SD Half Block
03/08/2023 02:00	Shutdown	Shutdown	Shutdown	Shutdown	Shutdown	Off Peak Load GT11 SD Half Block
03/08/2023 03:00	Shutdown	Shutdown	Shutdown	Shutdown	Shutdown	Off Peak Load GT11 SD Half Block
03/08/2023 04:00	Shutdown	Shutdown	Shutdown	Shutdown	Shutdown	Off Peak Load GT11 SD Half Block
03/08/2023 05:00	Shutdown	Shutdown	Shutdown	Shutdown	Shutdown	Off Peak Load GT11 SD Half Block
03/08/2023 06:00	Shutdown	Shutdown	Shutdown	Shutdown	Shutdown	Off Peak Load GT11 SD Half Block
03/08/2023 07:00	Shutdown	Shutdown	Shutdown	Shutdown	Shutdown	Off Peak Load GT11 SD Half Block
03/08/2023 08:00	Shutdown	Shutdown	Shutdown	Shutdown	Shutdown	Off Peak Load GT11 SD Half Block
03/08/2023 09:00	Shutdown	Shutdown	Shutdown	Shutdown	Shutdown	Off Peak Load GT11 SD Half Block
03/08/2023 10:00	Shutdown	Shutdown	Shutdown	Shutdown	Shutdown	Off Peak Load GT11 SD Half Block
03/08/2023 11:00	14.764	304,102	19.103	0.002	3.612	On Peak Load
03/08/2023 12:00	14.725	311,137	19.280	0.002	3.595	On Peak Load
03/08/2023 13:00	14.772	307,826	17.741	0.002	3.612	On Peak Load
03/08/2023 14:00	14.785	311,209	18.506	0.001	3.629	On Peak Load
03/08/2023 15:00	14.779	307,308	17.872	0.001	3.583	On Peak Load
03/08/2023 16:00	14.785	313,711	18.174	0.001	3.629	On Peak Load
03/08/2023 17:00	14.792	310,285	18.428	0.001	3.604	On Peak Load
03/08/2023 18:00	14.785	311,961	17.497	0.001	3.609	On Peak Load
03/08/2023 19:00	14.777	310,979	19.116	0.001	3.611	On Peak Load
03/08/2023 20:00	14.768	307,133	18.132	0.001	3.607	On Peak Load
03/08/2023 21:00	14.760	311,105	18.595	0.001	3.610	On Peak Load
03/08/2023 22:00	14.791	307,075	18.012	0.001	3.591	On Peak Load
03/08/2023 23:00	14.854	369,996	22.608	0.001	3.671	Off Peak Load GT12 SD Half Block
04/08/2023 00:00	14.883	364,277	21.842	0.001	3.674	Off Peak Load GT12 SD Half Block
04/08/2023 01:00	14.884	358,347	21.849	0.001	3.692	Off Peak Load GT12 SD Half Block
04/08/2023 02:00	14.885	361,783	20.584	0.001	3.696	Off Peak Load GT12 SD Half Block
04/08/2023 03:00	14.886	360,119	21.713	0.001	3.656	Off Peak Load GT12 SD Half Block
04/08/2023 04:00	14.888	360,292	21.573	0.001	3.690	Off Peak Load GT12 SD Half Block

Site Name: [illegible]
Stack Name: [illegible]
Periodically: [illegible]

	Actual Operation Condition		Emission Concentration for Standardization Comparison			
Date & Time	O2	FLOW @1 ATM 25C	HRSG1_NOx@7%O2	HRSG1_SOx@7%O2	HRSG1_Dust (7%O2)	Remark
	%	m3/hr	ppm	ppm	mg/m3	
04/08/2023 05:00	14.889	360,098	21.504	0.001	3.676	Off Peak Load GT12 SD Half Block
04/08/2023 06:00	14.890	358,133	20.771	0.001	3.663	Off Peak Load GT12 SD Half Block
04/08/2023 07:00	14.891	360,104	21.644	0.001	3.673	Off Peak Load GT12 SD Half Block
04/08/2023 08:00	14.890	360,101	21.195	0.001	3.685	Off Peak Load GT12 SD Half Block
04/08/2023 09:00	14.888	364,320	21.779	0.001	3.703	Off Peak Load GT12 SD Half Block
04/08/2023 10:00	14.880	349,003	20.917	0.001	3.681	Off Peak Load
04/08/2023 11:00	14.774	299,122	19.098	0.001	3.599	On Peak Load
04/08/2023 12:00	14.762	299,860	18.756	0.001	3.607	On Peak Load
04/08/2023 13:00	14.760	296,921	19.103	0.001	3.609	On Peak Load
04/08/2023 14:00	14.813	304,653	19.503	0.001	3.652	On Peak Load
04/08/2023 15:00	14.806	303,076	18.555	0.001	3.656	On Peak Load
04/08/2023 16:00	14.796	300,804	19.244	0.001	3.615	On Peak Load
04/08/2023 17:00	14.832	302,991	18.643	0.001	3.633	On Peak Load
04/08/2023 18:00	14.802	304,763	19.065	0.001	3.637	On Peak Load
04/08/2023 19:00	14.791	306,150	18.692	0.003	3.613	On Peak Load
04/08/2023 20:00	14.796	305,452	19.181	0.004	3.614	On Peak Load
04/08/2023 21:00	14.802	311,070	19.098	0.006	3.617	On Peak Load
04/08/2023 22:00	14.804	314,861	18.456	0.007	3.613	On Peak Load
04/08/2023 23:00	Shutdown	Shutdown	Shutdown	Shutdown	Shutdown	Off Peak Load GT11 SD Half Block
05/08/2023 00:00	Shutdown	Shutdown	Shutdown	Shutdown	Shutdown	Off Peak Load GT11 SD Half Block
05/08/2023 01:00	Shutdown	Shutdown	Shutdown	Shutdown	Shutdown	Off Peak Load GT11 SD Half Block
05/08/2023 02:00	Shutdown	Shutdown	Shutdown	Shutdown	Shutdown	Off Peak Load GT11 SD Half Block
05/08/2023 03:00	Shutdown	Shutdown	Shutdown	Shutdown	Shutdown	Off Peak Load GT11 SD Half Block
05/08/2023 04:00	Shutdown	Shutdown	Shutdown	Shutdown	Shutdown	Off Peak Load GT11 SD Half Block
05/08/2023 05:00	Shutdown	Shutdown	Shutdown	Shutdown	Shutdown	Off Peak Load GT11 SD Half Block
05/08/2023 06:00	Shutdown	Shutdown	Shutdown	Shutdown	Shutdown	Off Peak Load GT11 SD Half Block
05/08/2023 07:00	Shutdown	Shutdown	Shutdown	Shutdown	Shutdown	Off Peak Load GT11 SD Half Block
05/08/2023 08:00	Shutdown	Shutdown	Shutdown	Shutdown	Shutdown	Off Peak Load GT11 SD Half Block
05/08/2023 09:00	Shutdown	Shutdown	Shutdown	Shutdown	Shutdown	Off Peak Load GT11 SD Half Block
05/08/2023 10:00	Shutdown	Shutdown	Shutdown	Shutdown	Shutdown	Off Peak Load GT11 SD Half Block
05/08/2023 11:00	14.806	318,240	13.519	0.013	3.656	On Peak Load
05/08/2023 12:00	14.822	307,656	14.214	0.010	3.658	On Peak Load
05/08/2023 13:00	14.874	321,418	13.267	0.008	3.681	On Peak Load
05/08/2023 14:00	14.866	323,913	12.141	0.006	3.672	On Peak Load
05/08/2023 15:00	14.799	312,942	13.651	0.003	3.632	On Peak Load
05/08/2023 16:00	14.823	318,784	11.488	0.001	3.633	On Peak Load
05/08/2023 17:00	14.781	318,298	10.176	0.000	3.626	On Peak Load
05/08/2023 18:00	14.791	319,258	8.937	0.000	3.600	On Peak Load
05/08/2023 19:00	14.782	323,492	7.174	0.000	3.622	On Peak Load
05/08/2023 20:00	14.768	320,931	8.789	0.000	3.607	On Peak Load
05/08/2023 21:00	14.802	319,590	11.430	0.000	3.602	On Peak Load
05/08/2023 22:00	14.793	326,184	7.421	0.000	3.621	On Peak Load
05/08/2023 23:00	14.839	368,958	10.175	0.000	3.647	Off Peak Load GT12 SD Half Block
06/08/2023 00:00	14.862	361,984	7.756	0.000	3.666	Off Peak Load GT12 SD Half Block
06/08/2023 01:00	14.866	356,248	4.329	0.000	3.661	Off Peak Load GT12 SD Half Block
06/08/2023 02:00	14.870	357,061	5.741	0.000	3.676	Off Peak Load GT12 SD Half Block
06/08/2023 03:00	14.874	356,255	8.024	0.000	3.666	Off Peak Load GT12 SD Half Block
06/08/2023 04:00	14.875	359,864	2.412	0.000	3.667	Off Peak Load GT12 SD Half Block
06/08/2023 05:00	14.877	362,490	10.145	0.000	3.665	Off Peak Load GT12 SD Half Block
06/08/2023 06:00	14.879	359,365	5.487	0.000	3.659	Off Peak Load GT12 SD Half Block
06/08/2023 07:00	14.883	357,523	5.973	0.000	3.652	Off Peak Load GT12 SD Half Block
06/08/2023 08:00	14.893	359,019	12.166	0.000	3.671	Off Peak Load GT12 SD Half Block
06/08/2023 09:00	14.903	358,310	8.599	0.000	3.681	Off Peak Load GT12 SD Half Block
06/08/2023 10:00	14.912	360,583	9.628	0.000	3.680	Off Peak Load GT12 SD Half Block
06/08/2023 11:00	14.913	364,780	12.638	0.000	3.690	Off Peak Load GT12 SD Half Block
06/08/2023 12:00	14.913	363,729	10.522	0.000	3.711	Off Peak Load GT12 SD Half Block
06/08/2023 13:00	14.902	365,821	9.372	0.000	3.678	Off Peak Load GT12 SD Half Block
06/08/2023 14:00	14.904	360,776	14.623	0.000	3.703	Off Peak Load GT12 SD Half Block
06/08/2023 15:00	14.901	361,066	13.315	0.000	3.675	Off Peak Load GT12 SD Half Block
06/08/2023 16:00	14.905	363,388	14.648	0.000	3.694	Off Peak Load GT12 SD Half Block
06/08/2023 17:00	14.908	360,681	9.004	0.000	3.670	Off Peak Load GT12 SD Half Block
06/08/2023 18:00	14.823	342,014	10.995	0.000	3.635	Off Peak Load
06/08/2023 19:00	14.761	316,095	10.883	0.001	3.596	On Peak Load
06/08/2023 20:00	14.805	324,404	17.227	0.001	3.625	On Peak Load
06/08/2023 21:00	14.779	315,861	18.039	0.002	3.607	On Peak Load
06/08/2023 22:00	14.770	317,763	17.439	0.002	3.609	On Peak Load
06/08/2023 23:00	14.757	281,308	16.371	0.002	3.609	Off Peak Load
07/08/2023 00:00	14.812	275,272	20.839	0.003	3.638	Off Peak Load
07/08/2023 01:00	14.817	278,437	17.402	0.002	3.616	Off Peak Load
07/08/2023 02:00	14.767	279,791	20.284	0.002	3.627	Off Peak Load
07/08/2023 03:00	14.809	276,150	23.782	0.002	3.630	Off Peak Load
07/08/2023 04:00	14.835	276,506	19.464	0.002	3.609	Off Peak Load
07/08/2023 05:00	14.827	276,530	21.030	0.002	3.639	Off Peak Load
07/08/2023 06:00	14.812	282,741	15.587	0.002	3.635	Off Peak Load
07/08/2023 07:00	14.798	280,587	16.530	0.001	3.620	Off Peak Load
07/08/2023 08:00	14.814	282,528	15.466	0.001	3.635	Off Peak Load

Site Name: [illegible]
Stack Name: [illegible]
Periodically: [illegible]

	Actual Operation Condition		Emission Concentration for Standardization Comparison			
Date & Time	O2	FLOW @1 ATM 25C	HRSG1_NOx@7%O2	HRSG1_SOx@7%O2	HRSG1_Dust (7%O2)	Remark
	%	m3/hr	ppm	ppm	mg/m3	
07/08/2023 09:00	14.849	276,082	21.867	0.000	3.651	Off Peak Load
07/08/2023 10:00	15.169	239,079	39.031	0.000	3.851	Off Peak Load
07/08/2023 11:00	14.790	307,205	13.088	0.000	3.635	On Peak Load
07/08/2023 12:00	14.839	306,329	12.444	0.000	3.621	On Peak Load
07/08/2023 13:00	14.826	311,347	11.738	0.000	3.644	On Peak Load
07/08/2023 14:00	14.809	313,566	11.814	0.000	3.643	On Peak Load
07/08/2023 15:00	14.834	315,363	8.491	0.000	3.629	On Peak Load
07/08/2023 16:00	14.781	320,027	8.114	0.000	3.639	On Peak Load
07/08/2023 17:00	14.767	314,160	7.207	0.000	3.629	On Peak Load
07/08/2023 18:00	14.779	312,080	6.605	0.000	3.605	On Peak Load
07/08/2023 19:00	14.752	312,943	3.014	0.000	3.626	On Peak Load
07/08/2023 20:00	14.803	317,279	7.656	0.000	3.628	On Peak Load
07/08/2023 21:00	14.779	313,312	7.198	0.000	3.635	On Peak Load
07/08/2023 22:00	14.771	315,064	3.992	0.000	3.605	On Peak Load
07/08/2023 23:00	14.982	250,347	31.025	0.000	3.748	Off Peak Load
08/08/2023 00:00	14.744	288,823	5.889	0.000	3.585	Off Peak Load
08/08/2023 01:00	14.717	288,297	2.314	0.000	3.595	Off Peak Load
08/08/2023 02:00	14.706	296,809	9.147	0.000	3.606	Off Peak Load
08/08/2023 03:00	14.684	292,372	6.293	0.000	3.576	Off Peak Load
08/08/2023 04:00	14.704	296,989	4.837	0.000	3.568	Off Peak Load
08/08/2023 05:00	14.692	290,100	6.319	0.000	3.567	Off Peak Load
08/08/2023 06:00	14.703	290,717	2.670	0.000	3.557	Off Peak Load
08/08/2023 07:00	14.678	292,818	0.008	0.000	3.562	Off Peak Load
08/08/2023 08:00	14.764	283,309	4.042	0.000	3.579	Off Peak Load
08/08/2023 09:00	14.776	281,793	3.648	0.000	3.622	Off Peak Load
08/08/2023 10:00	15.096	236,954	20.459	0.000	3.848	Off Peak Load
08/08/2023 11:00	14.765	306,922	9.491	0.000	3.603	On Peak Load
08/08/2023 12:00	14.798	305,163	10.181	0.000	3.652	On Peak Load
08/08/2023 13:00	14.785	307,632	6.201	0.000	3.612	On Peak Load
08/08/2023 14:00	14.776	308,553	6.557	0.001	3.604	On Peak Load
08/08/2023 15:00	14.802	309,328	3.378	0.001	3.636	On Peak Load
08/08/2023 16:00	14.797	317,312	13.397	0.001	3.649	On Peak Load
08/08/2023 17:00	14.785	317,484	9.513	0.001	3.633	On Peak Load
08/08/2023 18:00	14.838	315,564	15.449	0.000	3.663	On Peak Load
08/08/2023 19:00	14.809	319,108	12.010	0.000	3.632	On Peak Load
08/08/2023 20:00	14.758	316,165	13.442	0.000	3.613	On Peak Load
08/08/2023 21:00	14.761	314,758	0.003	0.000	3.585	On Peak Load
08/08/2023 22:00	14.748	321,535	8.952	0.000	3.588	On Peak Load
08/08/2023 23:00	14.967	254,068	25.002	0.000	3.706	Off Peak Load
09/08/2023 00:00	14.699	286,764	0.008	0.000	3.586	Off Peak Load
09/08/2023 01:00	14.696	293,205	11.595	0.000	3.552	Off Peak Load
09/08/2023 02:00	14.717	296,776	0.000	0.000	3.555	Off Peak Load
09/08/2023 03:00	14.705	290,522	5.162	0.000	3.560	Off Peak Load
09/08/2023 04:00	14.677	290,455	0.012	0.000	3.564	Off Peak Load
09/08/2023 05:00	14.728	288,400	12.819	0.000	3.589	Off Peak Load
09/08/2023 06:00	14.700	286,651	0.001	0.000	3.569	Off Peak Load
09/08/2023 07:00	14.765	284,681	9.895	0.000	3.603	Off Peak Load
09/08/2023 08:00	14.793	280,317	9.734	0.000	3.628	Off Peak Load
09/08/2023 09:00	14.775	283,654	0.012	0.000	3.600	Off Peak Load
09/08/2023 10:00	15.040	246,223	24.844	0.000	3.753	Off Peak Load
09/08/2023 11:00	14.814	316,256	7.904	0.001	3.640	On Peak Load
09/08/2023 12:00	14.805	302,994	8.384	0.001	3.610	On Peak Load
09/08/2023 13:00	14.835	318,761	11.201	0.001	3.676	On Peak Load
09/08/2023 14:00	14.856	316,392	13.311	0.001	3.682	On Peak Load
09/08/2023 15:00	14.841	312,863	9.253	0.002	3.646	On Peak Load
09/08/2023 16:00	14.805	314,959	8.318	0.002	3.617	On Peak Load
09/08/2023 17:00	14.805	313,702	13.049	0.002	3.650	On Peak Load
09/08/2023 18:00	14.782	317,354	7.271	0.002	3.632	On Peak Load
09/08/2023 19:00	14.766	319,832	7.301	0.002	3.635	On Peak Load
09/08/2023 20:00	14.758	323,506	6.667	0.001	3.614	On Peak Load
09/08/2023 21:00	14.822	366,683	15.812	0.001	3.618	On Peak Load
09/08/2023 22:00	14.747	323,023	13.817	0.001	3.594	On Peak Load
09/08/2023 23:00	14.836	368,524	3.750	0.001	3.617	Off Peak Load GT12 SD Half Block
10/08/2023 00:00	14.852	363,270	12.639	0.001	3.667	Off Peak Load GT12 SD Half Block
10/08/2023 01:00	14.846	363,545	0.548	0.001	3.629	Off Peak Load GT12 SD Half Block
10/08/2023 02:00	14.830	359,831	16.764	0.001	3.646	Off Peak Load GT12 SD Half Block
10/08/2023 03:00	14.808	359,604	11.093	0.001	3.642	Off Peak Load GT12 SD Half Block
10/08/2023 04:00	14.822	362,159	9.770	0.001	3.640	Off Peak Load GT12 SD Half Block
10/08/2023 05:00	14.846	357,232	6.331	0.001	3.644	Off Peak Load GT12 SD Half Block
10/08/2023 06:00	14.837	360,370	5.090	0.001	3.636	Off Peak Load GT12 SD Half Block
10/08/2023 07:00	14.839	358,975	0.094	0.001	3.616	Off Peak Load GT12 SD Half Block
10/08/2023 08:00	14.840	359,003	1.435	0.001	3.636	Off Peak Load GT12 SD Half Block
10/08/2023 09:00	14.923	360,612	5.583	0.001	3.670	Off Peak Load GT12 SD Half Block
10/08/2023 10:00	14.962	256,343	5.211	0.001	3.729	Off Peak Load
10/08/2023 11:00	14.866	321,786	9.074	0.001	3.648	On Peak Load
10/08/2023 12:00	14.836	311,098	3.839	0.001	3.643	On Peak Load

Site Name: [illegible]
Stack Name: [illegible]
Periodically: [illegible]

	Actual Operation Condition		Emission Concentration for Standardization Comparison			
Date & Time	O2	FLOW @1 ATM 25C	HRSG1_NOx@7%O2	HRSG1_SOx@7%O2	HRSG1_Dust (7%O2)	Remark
	%	m3/hr	ppm	ppm	mg/m3	
10/08/2023 13:00	14.904	309,928	3.675	0.001	3.671	On Peak Load
10/08/2023 14:00	14.883	319,856	10.874	0.001	3.682	On Peak Load
10/08/2023 15:00	14.895	319,376	6.729	0.001	3.701	On Peak Load
10/08/2023 16:00	14.919	319,342	13.320	0.001	3.676	On Peak Load
10/08/2023 17:00	14.835	322,137	4.374	0.001	3.629	On Peak Load
10/08/2023 18:00	14.802	325,640	4.493	0.001	3.627	On Peak Load
10/08/2023 19:00	14.803	322,242	8.621	0.000	3.597	On Peak Load
10/08/2023 20:00	14.791	331,649	8.196	0.000	3.640	On Peak Load
10/08/2023 21:00	14.729	282,456	5.998	0.000	3.588	On Peak Load
10/08/2023 22:00	14.802	330,186	0.272	0.000	3.623	On Peak Load
10/08/2023 23:00	14.943	250,409	23.075	0.000	3.724	Off Peak Load
11/08/2023 00:00	14.744	286,172	0.014	0.000	3.603	Off Peak Load
11/08/2023 01:00	14.726	288,327	0.000	0.000	3.561	Off Peak Load
11/08/2023 02:00	14.710	293,749	2.210	0.000	3.570	Off Peak Load
11/08/2023 03:00	14.702	294,739	8.978	0.000	3.577	Off Peak Load
11/08/2023 04:00	14.678	290,760	0.013	0.000	3.581	Off Peak Load
11/08/2023 05:00	14.701	288,526	9.033	0.000	3.564	Off Peak Load
11/08/2023 06:00	14.708	282,705	0.001	0.000	3.592	Off Peak Load
11/08/2023 07:00	14.751	280,681	0.020	0.000	3.603	Off Peak Load
11/08/2023 08:00	14.787	276,753	8.160	0.000	3.632	Off Peak Load
11/08/2023 09:00	14.790	278,611	0.020	0.000	3.619	Off Peak Load
11/08/2023 10:00	15.114	242,739	24.795	0.000	3.814	Off Peak Load
11/08/2023 11:00	14.800	313,238	1.254	0.000	3.622	On Peak Load
11/08/2023 12:00	14.831	305,889	1.705	0.000	3.651	On Peak Load
11/08/2023 13:00	14.794	315,046	6.596	0.000	3.638	On Peak Load
11/08/2023 14:00	14.856	315,129	1.543	0.000	3.655	On Peak Load
11/08/2023 15:00	14.816	316,226	9.972	0.000	3.660	On Peak Load
11/08/2023 16:00	14.832	315,399	10.803	0.000	3.643	On Peak Load
11/08/2023 17:00	14.855	319,213	17.096	0.000	3.668	On Peak Load
11/08/2023 18:00	14.858	323,536	19.573	0.000	3.671	On Peak Load
11/08/2023 19:00	14.840	323,967	18.610	0.000	3.620	On Peak Load
11/08/2023 20:00	14.831	329,638	19.240	0.000	3.653	On Peak Load
11/08/2023 21:00	14.822	327,035	18.731	0.000	3.646	On Peak Load
11/08/2023 22:00	14.830	331,888	17.925	0.000	3.662	On Peak Load
11/08/2023 23:00	14.964	257,107	36.499	0.000	3.721	Off Peak Load
12/08/2023 00:00	14.765	278,333	19.895	0.000	3.633	Off Peak Load
12/08/2023 01:00	14.780	284,698	14.193	0.000	3.601	Off Peak Load
12/08/2023 02:00	14.795	287,472	15.289	0.000	3.607	Off Peak Load
12/08/2023 03:00	14.730	288,548	17.159	0.000	3.596	Off Peak Load
12/08/2023 04:00	14.756	284,723	15.612	0.000	3.582	Off Peak Load
12/08/2023 05:00	14.770	283,208	13.239	0.000	3.608	Off Peak Load
12/08/2023 06:00	14.749	285,609	9.651	0.000	3.598	Off Peak Load
12/08/2023 07:00	14.783	281,942	9.187	0.000	3.582	Off Peak Load
12/08/2023 08:00	14.881	266,291	18.176	0.000	3.657	Off Peak Load
12/08/2023 09:00	14.965	261,646	22.973	0.001	3.713	Off Peak Load
12/08/2023 10:00	14.929	266,888	21.848	0.001	3.716	Off Peak Load
12/08/2023 11:00	14.932	263,565	14.086	0.002	3.703	Off Peak Load
12/08/2023 12:00	14.893	259,312	12.510	0.002	3.671	Off Peak Load
12/08/2023 13:00	14.889	264,274	13.545	0.003	3.683	Off Peak Load
12/08/2023 14:00	14.896	265,143	13.397	0.003	3.681	Off Peak Load
12/08/2023 15:00	14.854	268,119	17.869	0.003	3.671	Off Peak Load
12/08/2023 16:00	14.883	267,658	15.093	0.002	3.684	Off Peak Load
12/08/2023 17:00	14.890	264,350	20.037	0.001	3.681	Off Peak Load
12/08/2023 18:00	14.883	262,280	11.301	0.001	3.686	Off Peak Load
12/08/2023 19:00	14.736	325,790	4.616	0.000	3.601	On Peak Load
12/08/2023 20:00	14.772	328,422	0.010	0.000	3.629	On Peak Load
12/08/2023 21:00	14.793	329,622	9.136	0.000	3.612	On Peak Load
12/08/2023 22:00	14.865	255,115	5.854	0.000	3.680	Off Peak Load
12/08/2023 23:00	Shutdown	Shutdown	Shutdown	Shutdown	Shutdown	Off Peak Load GT11 SD Half Block
13/08/2023 00:00	Shutdown	Shutdown	Shutdown	Shutdown	Shutdown	Off Peak Load GT11 SD Half Block
13/08/2023 01:00	Shutdown	Shutdown	Shutdown	Shutdown	Shutdown	Off Peak Load GT11 SD Half Block
13/08/2023 02:00	Shutdown	Shutdown	Shutdown	Shutdown	Shutdown	Off Peak Load GT11 SD Half Block
13/08/2023 03:00	Shutdown	Shutdown	Shutdown	Shutdown	Shutdown	Off Peak Load GT11 SD Half Block
13/08/2023 04:00	Shutdown	Shutdown	Shutdown	Shutdown	Shutdown	Off Peak Load GT11 SD Half Block
13/08/2023 05:00	Shutdown	Shutdown	Shutdown	Shutdown	Shutdown	Off Peak Load GT11 SD Half Block
13/08/2023 06:00	Shutdown	Shutdown	Shutdown	Shutdown	Shutdown	Off Peak Load GT11 SD Half Block
13/08/2023 07:00	Shutdown	Shutdown	Shutdown	Shutdown	Shutdown	Off Peak Load GT11 SD Half Block
13/08/2023 08:00	Shutdown	Shutdown	Shutdown	Shutdown	Shutdown	Off Peak Load GT11 SD Half Block
13/08/2023 09:00	Shutdown	Shutdown	Shutdown	Shutdown	Shutdown	Off Peak Load GT11 SD Half Block
13/08/2023 10:00	Shutdown	Shutdown	Shutdown	Shutdown	Shutdown	Off Peak Load GT11 SD Half Block
13/08/2023 11:00	Shutdown	Shutdown	Shutdown	Shutdown	Shutdown	Off Peak Load GT11 SD Half Block
13/08/2023 12:00	Shutdown	Shutdown	Shutdown	Shutdown	Shutdown	Off Peak Load GT11 SD Half Block
13/08/2023 13:00	Shutdown	Shutdown	Shutdown	Shutdown	Shutdown	Off Peak Load GT11 SD Half Block
13/08/2023 14:00	Shutdown	Shutdown	Shutdown	Shutdown	Shutdown	Off Peak Load GT11 SD Half Block
13/08/2023 15:00	Shutdown	Shutdown	Shutdown	Shutdown	Shutdown	Off Peak Load GT11 SD Half Block
13/08/2023 16:00	Shutdown	Shutdown	Shutdown	Shutdown	Shutdown	Off Peak Load GT11 SD Half Block

Site Name: [illegible]
Stack Name: HRSG11
Periodically: [illegible]

	Actual Operation Condition		Emission Concentration for Standardization Comparison			
Date & Time	O2	FLOW @1 ATM 25C	HRSG1_NOx@7%O2	HRSG1_SOx@7%O2	HRSG1_Dust (7%O2)	Remark
	%	m3/hr	ppm	ppm	mg/m3	
13/08/2023 17:00	Shutdown	Shutdown	Shutdown	Shutdown	Shutdown	Off Peak Load GT11 SD Half Block
13/08/2023 18:00	Shutdown	Shutdown	Shutdown	Shutdown	Shutdown	Off Peak Load GT11 SD Half Block
13/08/2023 19:00	14.732	322,362	7.778	0.000	3.591	On Peak Load
13/08/2023 20:00	14.809	323,306	11.147	0.000	3.612	On Peak Load
13/08/2023 21:00	14.808	321,523	8.483	0.000	3.644	On Peak Load
13/08/2023 22:00	14.764	323,257	11.210	0.000	3.629	On Peak Load
13/08/2023 23:00	14.738	276,229	7.371	0.000	3.598	Off Peak Load
14/08/2023 00:00	14.757	271,687	16.623	0.000	3.623	Off Peak Load
14/08/2023 01:00	14.793	280,198	1.443	0.000	3.589	Off Peak Load
14/08/2023 02:00	14.780	268,269	13.959	0.001	3.628	Off Peak Load
14/08/2023 03:00	14.776	274,414	0.007	0.001	3.576	Off Peak Load
14/08/2023 04:00	14.781	275,953	7.488	0.001	3.629	Off Peak Load
14/08/2023 05:00	14.767	278,438	3.809	0.001	3.616	Off Peak Load
14/08/2023 06:00	14.762	277,675	0.857	0.001	3.611	Off Peak Load
14/08/2023 07:00	14.779	276,227	5.222	0.001	3.596	Off Peak Load
14/08/2023 08:00	14.810	274,361	8.384	0.001	3.640	Off Peak Load
14/08/2023 09:00	14.884	263,958	11.110	0.001	3.686	Off Peak Load
14/08/2023 10:00	14.946	264,216	19.650	0.001	3.717	Off Peak Load
14/08/2023 11:00	15.020	258,649	26.064	0.001	3.780	Off Peak Load
14/08/2023 12:00	14.942	265,320	8.380	0.001	3.720	Off Peak Load
14/08/2023 13:00	14.917	262,491	10.712	0.001	3.700	Off Peak Load
14/08/2023 14:00	14.881	270,307	13.980	0.001	3.692	Off Peak Load
14/08/2023 15:00	14.902	267,371	11.550	0.001	3.694	Off Peak Load
14/08/2023 16:00	14.863	269,461	8.232	0.001	3.673	Off Peak Load
14/08/2023 17:00	14.841	268,673	14.878	0.001	3.659	Off Peak Load
14/08/2023 18:00	14.921	269,780	12.586	0.001	3.657	Off Peak Load
14/08/2023 19:00	14.731	320,423	8.078	0.001	3.617	On Peak Load
14/08/2023 20:00	14.775	321,499	6.927	0.001	3.616	On Peak Load
14/08/2023 21:00	14.772	322,877	5.525	0.001	3.631	On Peak Load
14/08/2023 22:00	14.843	362,222	2.471	0.002	3.650	On Peak Load
14/08/2023 23:00	14.865	358398.938	3.304	0.002	3.653	Off Peak Load GT12 SD Half Block
15/08/2023 00:00	14.866	361603.813	10.877	0.002	3.665	Off Peak Load GT12 SD Half Block
15/08/2023 01:00	14.867	361492.500	2.672	0.002	3.688	Off Peak Load GT12 SD Half Block
15/08/2023 02:00	14.861	358400.656	0.482	0.002	3.678	Off Peak Load GT12 SD Half Block
15/08/2023 03:00	14.850	358215.531	7.835	0.001	3.679	Off Peak Load GT12 SD Half Block
15/08/2023 04:00	14.848	362156.219	2.311	0.000	3.657	Off Peak Load GT12 SD Half Block
15/08/2023 05:00	14.846	356994.438	4.503	0.000	3.659	Off Peak Load GT12 SD Half Block
15/08/2023 06:00	14.852	360162.125	4.543	0.000	3.663	Off Peak Load GT12 SD Half Block
15/08/2023 07:00	14.890	357004.094	5.395	0.000	3.653	Off Peak Load GT12 SD Half Block
15/08/2023 08:00	14.929	361128.031	1.901	0.000	3.696	Off Peak Load GT12 SD Half Block
15/08/2023 09:00	14.917	363926.469	3.524	0.000	3.718	Off Peak Load GT12 SD Half Block
15/08/2023 10:00	14.895	355,254	6.716	0.000	3.700	Off Peak Load
15/08/2023 11:00	14.826	316,072	1.251	0.000	3.650	On Peak Load
15/08/2023 12:00	14.855	312,522	3.018	0.000	3.633	On Peak Load
15/08/2023 13:00	14.810	309,033	3.659	0.000	3.616	On Peak Load
15/08/2023 14:00	14.803	305,221	11.332	0.000	3.648	On Peak Load
15/08/2023 15:00	14.795	316,475	1.942	0.000	3.644	On Peak Load
15/08/2023 16:00	14.811	319,427	1.275	0.000	3.636	On Peak Load
15/08/2023 17:00	14.826	319,061	12.406	0.000	3.663	On Peak Load
15/08/2023 18:00	14.827	322,525	6.575	0.000	3.594	On Peak Load
15/08/2023 19:00	14.829	323,374	4.188	0.000	3.643	On Peak Load
15/08/2023 20:00	14.808	327,496	4.768	0.000	3.647	On Peak Load
15/08/2023 21:00	14.810	329,787	13.862	0.000	3.661	On Peak Load
15/08/2023 22:00	14.818	324,218	0.022	0.000	3.645	On Peak Load
15/08/2023 23:00	Shutdown	Shutdown	Shutdown	Shutdown	Shutdown	Off Peak Load GT11 SD Half Block
16/08/2023 00:00	Shutdown	Shutdown	Shutdown	Shutdown	Shutdown	Off Peak Load GT11 SD Half Block
16/08/2023 01:00	Shutdown	Shutdown	Shutdown	Shutdown	Shutdown	Off Peak Load GT11 SD Half Block
16/08/2023 02:00	Shutdown	Shutdown	Shutdown	Shutdown	Shutdown	Off Peak Load GT11 SD Half Block
16/08/2023 03:00	Shutdown	Shutdown	Shutdown	Shutdown	Shutdown	Off Peak Load GT11 SD Half Block
16/08/2023 04:00	Shutdown	Shutdown	Shutdown	Shutdown	Shutdown	Off Peak Load GT11 SD Half Block
16/08/2023 05:00	Shutdown	Shutdown	Shutdown	Shutdown	Shutdown	Off Peak Load GT11 SD Half Block
16/08/2023 06:00	Shutdown	Shutdown	Shutdown	Shutdown	Shutdown	Off Peak Load GT11 SD Half Block
16/08/2023 07:00	Shutdown	Shutdown	Shutdown	Shutdown	Shutdown	Off Peak Load GT11 SD Half Block
16/08/2023 08:00	Shutdown	Shutdown	Shutdown	Shutdown	Shutdown	Off Peak Load GT11 SD Half Block
16/08/2023 09:00	Shutdown	Shutdown	Shutdown	Shutdown	Shutdown	Off Peak Load GT11 SD Half Block
16/08/2023 10:00	Shutdown	Shutdown	Shutdown	Shutdown	Shutdown	Off Peak Load GT11 SD Half Block
16/08/2023 11:00	14.842	314,815	7.044	0.008	3.657	On Peak Load
16/08/2023 12:00	14.813	309,712	12.720	0.002	3.664	On Peak Load
16/08/2023 13:00	14.837	304,299	12.196	0.000	3.647	On Peak Load
16/08/2023 14:00	14.875	309,306	6.539	0.000	3.666	On Peak Load
16/08/2023 15:00	14.858	315,334	3.960	0.000	3.658	On Peak Load
16/08/2023 16:00	14.856	318,894	12.827	0.000	3.671	On Peak Load
16/08/2023 17:00	14.832	319,090	13.179	0.000	3.645	On Peak Load
16/08/2023 18:00	14.817	328,850	9.697	0.000	3.649	On Peak Load
16/08/2023 19:00	14.818	327,424	8.439	0.001	3.639	On Peak Load
16/08/2023 20:00	14.848	333,673	11.045	0.002	3.671	On Peak Load

Site Name: [illegible]
Stack Name: HRSG11
Periodically: [illegible]

	Actual Operation Condition		Emission Concentration for Standardization Comparison			
Date & Time	O2	FLOW @1 ATM 25C	HRSG1_NOx@7%O2	HRSG1_SOx@7%O2	HRSG1_Dust (7%O2)	Remark
	%	m3/hr	ppm	ppm	mg/m3	
16/08/2023 21:00	14.841	333,645	13.388	0.002	3.658	On Peak Load
16/08/2023 22:00	14.814	335,362	2.307	0.002	3.634	On Peak Load
16/08/2023 23:00	14.838	370406.094	8.405	0.002	3.642	Off Peak Load GT12 SD Half Block
17/08/2023 00:00	14.877	358268.375	0.838	0.002	3.638	Off Peak Load GT12 SD Half Block
17/08/2023 01:00	14.877	360347.406	6.461	0.002	3.663	Off Peak Load GT12 SD Half Block
17/08/2023 02:00	14.888	361992.531	1.189	0.002	3.675	Off Peak Load GT12 SD Half Block
17/08/2023 03:00	14.893	362305.656	4.576	0.002	3.677	Off Peak Load GT12 SD Half Block
17/08/2023 04:00	14.872	366037.688	7.202	0.002	3.674	Off Peak Load GT12 SD Half Block
17/08/2023 05:00	14.861	358804.531	4.901	0.001	3.675	Off Peak Load GT12 SD Half Block
17/08/2023 06:00	14.884	360339.281	8.748	0.001	3.676	Off Peak Load GT12 SD Half Block
17/08/2023 07:00	14.890	360358.969	5.158	0.001	3.667	Off Peak Load GT12 SD Half Block
17/08/2023 08:00	14.928	363105.969	4.626	0.001	3.687	Off Peak Load GT12 SD Half Block
17/08/2023 09:00	14.956	361103.563	12.355	0.001	3.732	Off Peak Load GT12 SD Half Block
17/08/2023 10:00	14.931	369,732	17.298	0.001	3.681	Off Peak Load
17/08/2023 11:00	14.826	315,224	0.149	0.001	3.651	On Peak Load
17/08/2023 12:00	14.842	313,815	7.889	0.001	3.690	On Peak Load
17/08/2023 13:00	14.875	320,495	0.000	0.001	3.687	On Peak Load
17/08/2023 14:00	14.928	314,107	10.025	0.001	3.705	On Peak Load
17/08/2023 15:00	14.921	315,942	2.294	0.001	3.697	On Peak Load
17/08/2023 16:00	14.912	319,681	8.587	0.000	3.687	On Peak Load
17/08/2023 17:00	14.866	318,920	3.437	0.000	3.647	On Peak Load
17/08/2023 18:00	14.880	331,673	8.256	0.000	3.675	On Peak Load
17/08/2023 19:00	14.831	331,971	3.376	0.000	3.639	On Peak Load
17/08/2023 20:00	14.814	331,268	2.877	0.000	3.647	On Peak Load
17/08/2023 21:00	14.841	335,949	5.457	0.000	3.677	On Peak Load
17/08/2023 22:00	14.847	333,806	11.236	0.000	3.652	On Peak Load
17/08/2023 23:00	14.867	370,633	3.813	0.000	3.641	Off Peak Load GT12 SD Half Block
18/08/2023 00:00	14.866	360,420	2.832	0.000	3.674	Off Peak Load GT12 SD Half Block
18/08/2023 01:00	14.872	361,974	7.325	0.000	3.691	Off Peak Load GT12 SD Half Block
18/08/2023 02:00	14.887	360,534	5.968	0.001	3.654	Off Peak Load GT12 SD Half Block
18/08/2023 03:00	14.882	358,523	0.000	0.001	3.668	Off Peak Load GT12 SD Half Block
18/08/2023 04:00	14.858	362,207	6.634	0.001	3.636	Off Peak Load GT12 SD Half Block
18/08/2023 05:00	14.845	362,201	7.321	0.001	3.648	Off Peak Load GT12 SD Half Block
18/08/2023 06:00	14.832	355,225	6.531	0.002	3.645	Off Peak Load GT12 SD Half Block
18/08/2023 07:00	14.876	360,390	12.709	0.002	3.701	Off Peak Load GT12 SD Half Block
18/08/2023 08:00	14.906	364,352	8.062	0.002	3.697	Off Peak Load GT12 SD Half Block
18/08/2023 09:00	14.915	364,529	2.150	0.002	3.703	Off Peak Load GT12 SD Half Block
18/08/2023 10:00	14.939	348,053	5.861	0.003	3.721	Off Peak Load
18/08/2023 11:00	14.892	307,819	0.015	0.003	3.656	On Peak Load
18/08/2023 12:00	14.886	299,953	11.591	0.003	3.692	On Peak Load
18/08/2023 13:00	14.927	309,319	0.553	0.003	3.688	On Peak Load
18/08/2023 14:00	14.926	311,139	0.000	0.002	3.676	On Peak Load
18/08/2023 15:00	14.954	311,776	6.155	0.001	3.700	On Peak Load
18/08/2023 16:00	14.932	318,011	6.004	0.001	3.733	On Peak Load
18/08/2023 17:00	14.924	319,421	5.568	0.000	3.695	On Peak Load
18/08/2023 18:00	14.850	331,830	0.013	0.000	3.665	On Peak Load
18/08/2023 19:00	14.829	327,561	3.116	0.000	3.648	On Peak Load
18/08/2023 20:00	14.821	331,456	0.000	0.000	3.641	On Peak Load
18/08/2023 21:00	14.820	323,885	0.013	0.000	3.625	On Peak Load
18/08/2023 22:00	14.815	328,055	0.010	0.000	3.632	On Peak Load
18/08/2023 23:00	14.819	324,557	1.914	0.001	3.623	On Peak Load
19/08/2023 00:00	Shutdown	Shutdown	Shutdown	Shutdown	Shutdown	Off Peak Load GT11 SD Half Block
19/08/2023 01:00	Shutdown	Shutdown	Shutdown	Shutdown	Shutdown	Off Peak Load GT11 SD Half Block
19/08/2023 02:00	Shutdown	Shutdown	Shutdown	Shutdown	Shutdown	Off Peak Load GT11 SD Half Block
19/08/2023 03:00	Shutdown	Shutdown	Shutdown	Shutdown	Shutdown	Off Peak Load GT11 SD Half Block
19/08/2023 04:00	Shutdown	Shutdown	Shutdown	Shutdown	Shutdown	Off Peak Load GT11 SD Half Block
19/08/2023 05:00	Shutdown	Shutdown	Shutdown	Shutdown	Shutdown	Off Peak Load GT11 SD Half Block
19/08/2023 06:00	Shutdown	Shutdown	Shutdown	Shutdown	Shutdown	Off Peak Load GT11 SD Half Block
19/08/2023 07:00	Shutdown	Shutdown	Shutdown	Shutdown	Shutdown	Off Peak Load GT11 SD Half Block
19/08/2023 08:00	Shutdown	Shutdown	Shutdown	Shutdown	Shutdown	Off Peak Load GT11 SD Half Block
19/08/2023 09:00	Shutdown	Shutdown	Shutdown	Shutdown	Shutdown	Off Peak Load GT11 SD Half Block
19/08/2023 10:00	Shutdown	Shutdown	Shutdown	Shutdown	Shutdown	Off Peak Load GT11 SD Half Block
19/08/2023 11:00	14.888	315,389	12.246	0.004	3.698	On Peak Load
19/08/2023 12:00	14.950	312,037	11.004	0.000	3.720	On Peak Load
19/08/2023 13:00	14.951	314,864	7.459	0.000	3.693	On Peak Load
19/08/2023 14:00	14.933	313,278	8.565	0.001	3.694	On Peak Load
19/08/2023 15:00	14.904	317,875	10.239	0.001	3.708	On Peak Load
19/08/2023 16:00	14.971	322,644	7.079	0.001	3.726	On Peak Load
19/08/2023 17:00	14.952	319,428	9.656	0.002	3.681	On Peak Load
19/08/2023 18:00	14.902	329,625	5.411	0.002	3.695	On Peak Load
19/08/2023 19:00	14.822	326,614	5.114	0.002	3.652	On Peak Load
19/08/2023 20:00	14.621	318,287	10.279	0.002	3.629	On Peak Load
19/08/2023 21:00	14.776	319,371	7.963	0.002	3.644	On Peak Load
19/08/2023 22:00	14.816	317,534	5.494	0.002	3.629	On Peak Load
19/08/2023 23:00	14.814	368567.875	1.607	0.002	3.616	Off Peak Load GT12 SD Half Block
20/08/2023 00:00	14.875	360993.313	0.007	0.002	3.644	Off Peak Load GT12 SD Half Block

Site Name: [illegible]
Stack Name: HRSG11
Periodically: [illegible]

	Actual Operation Condition		Emission Concentration for Standardization Comparison			
Date & Time	O2	FLOW @1 ATM 25C	HRSG1_NOx@7%O2	HRSG1_SOx@7%O2	HRSG1_Dust (7%O2)	Remark
	%	m3/hr	ppm	ppm	mg/m3	
20/08/2023 01:00	14.866	362611.094	8.672	0.001	3.667	Off Peak Load GT12 SD Half Block
20/08/2023 02:00	14.857	362274.406	0.000	0.001	3.660	Off Peak Load GT12 SD Half Block
20/08/2023 03:00	14.813	360143.781	2.567	0.001	3.637	Off Peak Load GT12 SD Half Block
20/08/2023 04:00	14.828	360598.188	0.007	0.001	3.637	Off Peak Load GT12 SD Half Block
20/08/2023 05:00	14.848	357021.031	0.000	0.001	3.614	Off Peak Load GT12 SD Half Block
20/08/2023 06:00	14.853	359946.344	3.940	0.001	3.624	Off Peak Load GT12 SD Half Block
20/08/2023 07:00	14.849	362024.125	0.000	0.001	3.658	Off Peak Load GT12 SD Half Block
20/08/2023 08:00	14.891	358974.688	0.000	0.001	3.667	Off Peak Load GT12 SD Half Block
20/08/2023 09:00	14.934	362599.875	5.683	0.001	3.731	Off Peak Load GT12 SD Half Block
20/08/2023 10:00	14.926	366,173	3.138	0.001	3.684	Off Peak Load GT12 SD Half Block
20/08/2023 11:00	14.905	361,425	3.041	0.001	3.687	Off Peak Load GT12 SD Half Block
20/08/2023 12:00	14.905	359,306	10.756	0.001	3.716	Off Peak Load GT12 SD Half Block
20/08/2023 13:00	14.846	362,326	8.864	0.001	3.627	Off Peak Load GT12 SD Half Block
20/08/2023 14:00	14.875	366,529	0.000	0.000	3.662	Off Peak Load GT12 SD Half Block
20/08/2023 15:00	14.874	363,360	0.001	0.000	3.659	Off Peak Load GT12 SD Half Block
20/08/2023 16:00	14.893	360,638	0.018	0.000	3.672	Off Peak Load GT12 SD Half Block
20/08/2023 17:00	14.876	362,534	2.068	0.000	3.678	Off Peak Load GT12 SD Half Block
20/08/2023 18:00	14.792	329,035	6.200	0.000	3.641	Off Peak Load
20/08/2023 19:00	14.707	310,356	9.882	0.000	3.597	On Peak Load
20/08/2023 20:00	14.790	318,835	0.000	0.000	3.634	On Peak Load
20/08/2023 21:00	14.793	319,575	14.592	0.000	3.620	On Peak Load
20/08/2023 22:00	14.719	315,683	12.641	0.000	3.595	On Peak Load
20/08/2023 23:00	14.758	278,594	14.554	0.000	3.611	Off Peak Load
21/08/2023 00:00	14.819	272,597	19.427	0.000	3.628	Off Peak Load
21/08/2023 01:00	14.821	270,946	24.724	0.001	3.656	Off Peak Load
21/08/2023 02:00	14.817	272,079	24.371	0.001	3.646	Off Peak Load
21/08/2023 03:00	14.826	274,354	24.419	0.002	3.669	Off Peak Load
21/08/2023 04:00	14.819	278,345	19.567	0.002	3.612	Off Peak Load
21/08/2023 05:00	14.823	275,253	22.784	0.002	3.631	Off Peak Load
21/08/2023 06:00	14.787	278,508	14.882	0.001	3.590	Off Peak Load
21/08/2023 07:00	14.755	278,359	17.382	0.001	3.599	Off Peak Load
21/08/2023 08:00	14.846	274,857	23.783	0.001	3.650	Off Peak Load
21/08/2023 09:00	14.774	282,644	13.000	0.001	3.628	Off Peak Load
21/08/2023 10:00	15.083	244,496	41.552	0.001	3.825	Off Peak Load
21/08/2023 11:00	14.855	315,679	15.947	0.001	3.640	On Peak Load
21/08/2023 12:00	14.867	314,893	15.916	0.000	3.652	On Peak Load
21/08/2023 13:00	14.860	308,254	17.780	0.000	3.687	On Peak Load
21/08/2023 14:00	14.867	310,983	17.340	0.000	3.672	On Peak Load
21/08/2023 15:00	14.865	313,654	19.285	0.012	3.648	On Peak Load
21/08/2023 16:00	14.844	316,908	17.858	0.009	3.636	On Peak Load
21/08/2023 17:00	14.821	317,529	18.133	0.005	3.663	On Peak Load
21/08/2023 18:00	14.815	321,756	18.185	0.002	3.638	On Peak Load
21/08/2023 19:00	14.812	321,623	16.736	0.000	3.647	On Peak Load
21/08/2023 20:00	14.807	322,548	16.611	0.000	3.609	On Peak Load
21/08/2023 21:00	14.792	316,357	15.716	0.000	3.624	On Peak Load
21/08/2023 22:00	14.781	325,497	16.626	0.000	3.634	On Peak Load
21/08/2023 23:00	15.052	248246.625	42.759	0.000	3.783	Off Peak Load
22/08/2023 00:00	14.744	278798.844	11.328	0.000	3.597	Off Peak Load
22/08/2023 01:00	14.779	284014.938	11.175	0.000	3.608	Off Peak Load
22/08/2023 02:00	14.745	286707.875	11.440	0.001	3.567	Off Peak Load
22/08/2023 03:00	14.778	286691.938	11.918	0.001	3.603	Off Peak Load
22/08/2023 04:00	14.747	286152.750	12.651	0.001	3.600	Off Peak Load
22/08/2023 05:00	14.767	284011.938	11.881	0.001	3.613	Off Peak Load
22/08/2023 06:00	14.785	279740.313	16.297	0.002	3.616	Off Peak Load
22/08/2023 07:00	14.729	282680.188	11.740	0.002	3.599	Off Peak Load
22/08/2023 08:00	14.786	278462.938	18.504	0.002	3.621	Off Peak Load
22/08/2023 09:00	14.818	278879.250	14.376	0.002	3.642	Off Peak Load
22/08/2023 10:00	15.140	241,592	39.388	0.002	3.858	Off Peak Load
22/08/2023 11:00	14.841	317,361	14.079	0.002	3.673	On Peak Load
22/08/2023 12:00	14.871	309,153	16.299	0.002	3.667	On Peak Load
22/08/2023 13:00	14.861	299,715	16.889	0.002	3.639	On Peak Load
22/08/2023 14:00	14.888	319,762	18.639	0.001	3.676	On Peak Load
22/08/2023 15:00	14.834	313,241	16.745	0.001	3.642	On Peak Load
22/08/2023 16:00	14.875	324,712	16.911	0.001	3.666	On Peak Load
22/08/2023 17:00	14.876	324,415	16.766	0.001	3.679	On Peak Load
22/08/2023 18:00	14.879	327,166	19.263	0.001	3.663	On Peak Load
22/08/2023 19:00	14.860	325,124	17.366	0.001	3.651	On Peak Load
22/08/2023 20:00	14.854	325,674	17.844	0.001	3.646	On Peak Load
22/08/2023 21:00	14.848	326,922	18.196	0.001	3.644	On Peak Load
22/08/2023 22:00	14.815	321,592	17.951	0.000	3.633	On Peak Load
22/08/2023 23:00	15.101	249,804	44.573	0.000	3.834	Off Peak Load
23/08/2023 00:00	14.764	288,288	15.099	0.000	3.563	Off Peak Load
23/08/2023 01:00	14.706	285,740	12.958	0.000	3.593	Off Peak Load
23/08/2023 02:00	14.700	292,583	12.747	0.000	3.592	Off Peak Load
23/08/2023 03:00	14.716	294,200	13.740	0.001	3.582	Off Peak Load
23/08/2023 04:00	14.758	287,855	14.666	0.001	3.594	Off Peak Load

Site Name: [illegible]
Stack Name: HRSG11
Periodically: [illegible]

	Actual Operation Condition		Emission Concentration for Standardization Comparison			
Date & Time	O2	FLOW @1 ATM 25C	HRSG1_NOx@7%O2	HRSG1_SOx@7%O2	HRSG1_Dust (7%O2)	Remark
	%	m3/hr	ppm	ppm	mg/m3	
23/08/2023 05:00	14.775	284,814	12.090	0.001	3.634	Off Peak Load
23/08/2023 06:00	14.818	280,873	13.747	0.001	3.608	Off Peak Load
23/08/2023 07:00	14.828	280,779	13.037	0.001	3.614	Off Peak Load
23/08/2023 08:00	14.839	274,294	19.429	0.002	3.652	Off Peak Load
23/08/2023 09:00	14.879	272,387	24.455	0.002	3.671	Off Peak Load
23/08/2023 10:00	15.239	235,862	46.139	0.002	3.935	Off Peak Load
23/08/2023 11:00	14.839	312,753	15.236	0.002	3.664	On Peak Load
23/08/2023 12:00	14.825	312,486	16.451	0.002	3.668	On Peak Load
23/08/2023 13:00	14.853	309,194	16.069	0.002	3.660	On Peak Load
23/08/2023 14:00	14.906	321,465	18.236	0.002	3.666	On Peak Load
23/08/2023 15:00	14.877	321,818	17.478	0.002	3.663	On Peak Load
23/08/2023 16:00	14.873	323,117	17.139	0.002	3.664	On Peak Load
23/08/2023 17:00	14.881	322,096	17.425	0.001	3.653	On Peak Load
23/08/2023 18:00	14.882	323,054	17.744	0.001	3.654	On Peak Load
23/08/2023 19:00	14.891	329,470	16.710	0.000	3.660	On Peak Load
23/08/2023 20:00	14.849	326,341	17.222	0.000	3.660	On Peak Load
23/08/2023 21:00	14.857	327,501	18.123	0.000	3.673	On Peak Load
23/08/2023 22:00	14.816	326,687	16.983	0.000	3.649	On Peak Load
23/08/2023 23:00	15.020	252,824	37.589	0.000	3.745	Off Peak Load
24/08/2023 00:00	14.780	288,349	12.497	0.000	3.604	Off Peak Load
24/08/2023 01:00	14.771	288,584	13.390	0.000	3.584	Off Peak Load
24/08/2023 02:00	14.800	285,026	14.577	0.000	3.620	Off Peak Load
24/08/2023 03:00	14.779	284,622	12.954	0.000	3.620	Off Peak Load
24/08/2023 04:00	14.799	280,651	12.383	0.000	3.638	Off Peak Load
24/08/2023 05:00	14.816	280,724	17.931	0.000	3.662	Off Peak Load
24/08/2023 06:00	14.818	286,635	12.854	0.000	3.617	Off Peak Load
24/08/2023 07:00	14.828	284,596	15.632	0.001	3.630	Off Peak Load
24/08/2023 08:00	14.828	277,277	19.034	0.001	3.639	Off Peak Load
24/08/2023 09:00	14.821	275,110	19.500	0.002	3.632	Off Peak Load
24/08/2023 10:00	15.243	236,609	43.721	0.002	3.885	Off Peak Load
24/08/2023 11:00	14.819	306,384	16.580	0.002	3.643	On Peak Load
24/08/2023 12:00	14.853	311,230	16.467	0.003	3.656	On Peak Load
24/08/2023 13:00	14.875	315,135	17.846	0.003	3.676	On Peak Load
24/08/2023 14:00	14.868	319,396	17.479	0.003	3.660	On Peak Load
24/08/2023 15:00	14.866	303,003	15.980	0.003	3.649	On Peak Load
24/08/2023 16:00	14.889	319,516	16.422	0.002	3.670	On Peak Load
24/08/2023 17:00	14.854	315,413	17.590	0.002	3.670	On Peak Load
24/08/2023 18:00	14.844	323,439	16.111	0.001	3.654	On Peak Load
24/08/2023 19:00	14.836	320,186	17.550	0.000	3.649	On Peak Load
24/08/2023 20:00	14.825	320,273	16.755	0.000	3.657	On Peak Load
24/08/2023 21:00	14.819	327,329	17.609	0.000	3.661	On Peak Load
24/08/2023 22:00	14.813	325,495	17.921	0.000	3.638	On Peak Load
24/08/2023 23:00	15.110	245,472	47.896	0.000	3.823	Off Peak Load
25/08/2023 00:00	14.757	282,393	12.707	0.000	3.599	Off Peak Load
25/08/2023 01:00	14.776	288,845	13.561	0.000	3.600	Off Peak Load
25/08/2023 02:00	14.760	288,749	13.852	0.000	3.573	Off Peak Load
25/08/2023 03:00	14.774	282,611	13.750	0.000	3.619	Off Peak Load
25/08/2023 04:00	14.774	285,166	8.202	0.000	3.607	Off Peak Load
25/08/2023 05:00	14.756	280,111	9.086	0.001	3.614	Off Peak Load
25/08/2023 06:00	14.762	287,694	4.221	0.001	3.588	Off Peak Load
25/08/2023 07:00	14.807	282,654	4.272	0.001	3.629	Off Peak Load
25/08/2023 08:00	14.820	278,831	12.749	0.001	3.662	Off Peak Load
25/08/2023 09:00	14.836	282,682	8.844	0.001	3.651	Off Peak Load
25/08/2023 10:00	15.254	236,398	39.339	0.001	3.899	Off Peak Load
25/08/2023 11:00	14.835	309,260	0.497	0.001	3.653	On Peak Load
25/08/2023 12:00	14.872	312,433	7.090	0.000	3.687	On Peak Load
25/08/2023 13:00	14.875	313,488	11.903	0.000	3.685	On Peak Load
25/08/2023 14:00	14.899	317,371	0.004	0.000	3.688	On Peak Load
25/08/2023 15:00	14.851	317,135	0.427	0.000	3.662	On Peak Load
25/08/2023 16:00	14.890	318,057	6.837	0.000	3.681	On Peak Load
25/08/2023 17:00	14.836	316,078	0.026	0.000	3.631	On Peak Load
25/08/2023 18:00	14.771	320,449	9.877	0.000	3.630	On Peak Load
25/08/2023 19:00	14.807	321,374	0.000	0.000	3.617	On Peak Load
25/08/2023 20:00	14.797	320,271	4.494	0.000	3.614	On Peak Load
25/08/2023 21:00	14.805	325,489	3.118	0.000	3.637	On Peak Load
25/08/2023 22:00	14.763	324,202	3.686	0.000	3.610	On Peak Load
25/08/2023 23:00	15.076	243,662	32.149	0.000	3.788	Off Peak Load
26/08/2023 00:00	14.698	286,737	0.006	0.000	3.556	Off Peak Load
26/08/2023 01:00	14.708	287,167	0.000	0.000	3.565	Off Peak Load
26/08/2023 02:00	14.667	291,897	0.029	0.000	3.560	Off Peak Load
26/08/2023 03:00	14.731	290,268	0.002	0.001	3.550	Off Peak Load
26/08/2023 04:00	14.739	291,435	1.514	0.001	3.557	Off Peak Load
26/08/2023 05:00	14.711	288,675	0.002	0.002	3.585	Off Peak Load
26/08/2023 06:00	14.725	277,560	0.199	0.003	3.592	Off Peak Load
26/08/2023 07:00	14.770	276,427	7.104	0.003	3.597	Off Peak Load
26/08/2023 08:00	14.859	270,375	8.418	0.002	3.664	Off Peak Load

Site Name: [illegible]
Stack Name: [illegible]
Periodically: [illegible]

	Actual Operation Condition		Emission Concentration for Standardization Comparison			
Date & Time	O2	FLOW @1 ATM 25C	HRSG1_NOx@7%O2	HRSG1_SOx@7%O2	HRSG1_Dust (7%O2)	Remark
	%	m3/hr	ppm	ppm	mg/m3	
26/08/2023 09:00	14.832	282,827	7.066	0.002	3.631	Off Peak Load
26/08/2023 10:00	15.132	242,665	26.641	0.002	3.851	Off Peak Load
26/08/2023 11:00	14.821	309,006	8.657	0.002	3.630	On Peak Load
26/08/2023 12:00	14.882	313,251	0.010	0.002	3.661	On Peak Load
26/08/2023 13:00	14.901	308,526	42.981	0.001	3.684	On Peak Load
26/08/2023 14:00	14.849	317,211	41.272	0.001	3.669	On Peak Load
26/08/2023 15:00	14.897	317,258	33.342	0.001	3.668	On Peak Load
26/08/2023 16:00	14.845	311,565	28.074	0.000	3.657	On Peak Load
26/08/2023 17:00	14.886	312,677	40.125	0.000	3.663	On Peak Load
26/08/2023 18:00	14.818	316,525	33.496	0.000	3.611	On Peak Load
26/08/2023 19:00	14.770	315,330	39.395	0.000	3.638	On Peak Load
26/08/2023 20:00	14.813	317,782	32.288	0.000	3.628	On Peak Load
26/08/2023 21:00	14.766	319,384	31.657	0.000	3.620	On Peak Load
26/08/2023 22:00	14.805	321,351	29.684	0.000	3.613	On Peak Load
26/08/2023 23:00	14.681	283,802	40.176	0.000	3.588	Off Peak Load
27/08/2023 00:00	14.771	280,347	32.961	0.000	3.571	Off Peak Load
27/08/2023 01:00	14.768	284,589	24.169	0.000	3.600	Off Peak Load
27/08/2023 02:00	14.756	283,093	23.630	0.000	3.577	Off Peak Load
27/08/2023 03:00	14.726	280,495	37.471	0.000	3.575	Off Peak Load
27/08/2023 04:00	14.757	272,369	41.223	0.000	3.602	Off Peak Load
27/08/2023 05:00	14.824	265,440	41.495	0.000	3.624	Off Peak Load
27/08/2023 06:00	14.794	272,311	37.438	0.000	3.607	Off Peak Load
27/08/2023 07:00	14.783	266,776	36.915	0.000	3.609	Off Peak Load
27/08/2023 08:00	14.887	267,676	42.784	0.000	3.668	Off Peak Load
27/08/2023 09:00	14.919	264,738	42.587	0.000	3.674	Off Peak Load
27/08/2023 10:00	14.902	269,320	47.377	0.000	3.695	Off Peak Load
27/08/2023 11:00	14.876	272,749	46.393	0.000	3.682	Off Peak Load
27/08/2023 12:00	14.957	262,943	46.243	0.000	3.698	Off Peak Load
27/08/2023 13:00	14.981	263,935	59.723	0.000	3.786	Off Peak Load
27/08/2023 14:00	14.961	265,000	41.580	0.000	3.725	Off Peak Load
27/08/2023 15:00	14.960	272,414	44.879	0.000	3.708	Off Peak Load
27/08/2023 16:00	14.927	269,088	43.749	0.000	3.722	Off Peak Load
27/08/2023 17:00	14.903	273,334	32.802	0.000	3.677	Off Peak Load
27/08/2023 18:00	14.907	276,366	34.316	0.000	3.692	Off Peak Load
27/08/2023 19:00	14.932	366,623	40.951	0.000	3.704	On Peak Load
27/08/2023 20:00	14.862	366,555	31.274	0.000	3.683	On Peak Load
27/08/2023 21:00	14.777	313,591	37.395	0.000	3.633	On Peak Load
27/08/2023 22:00	Shutdown	Shutdown	Shutdown	Shutdown	Shutdown	Off Peak Load GT11 SD Half Block
27/08/2023 23:00	Shutdown	Shutdown	Shutdown	Shutdown	Shutdown	Off Peak Load GT11 SD Half Block
28/08/2023 00:00	Shutdown	Shutdown	Shutdown	Shutdown	Shutdown	Off Peak Load GT11 SD Half Block
28/08/2023 01:00	Shutdown	Shutdown	Shutdown	Shutdown	Shutdown	Off Peak Load GT11 SD Half Block
28/08/2023 02:00	Shutdown	Shutdown	Shutdown	Shutdown	Shutdown	Off Peak Load GT11 SD Half Block
28/08/2023 03:00	Shutdown	Shutdown	Shutdown	Shutdown	Shutdown	Off Peak Load GT11 SD Half Block
28/08/2023 04:00	Shutdown	Shutdown	Shutdown	Shutdown	Shutdown	Off Peak Load GT11 SD Half Block
28/08/2023 05:00	Shutdown	Shutdown	Shutdown	Shutdown	Shutdown	Off Peak Load GT11 SD Half Block
28/08/2023 06:00	Shutdown	Shutdown	Shutdown	Shutdown	Shutdown	Off Peak Load GT11 SD Half Block
28/08/2023 07:00	Shutdown	Shutdown	Shutdown	Shutdown	Shutdown	Off Peak Load GT11 SD Half Block
28/08/2023 08:00	Shutdown	Shutdown	Shutdown	Shutdown	Shutdown	Off Peak Load GT11 SD Half Block
28/08/2023 09:00	Shutdown	Shutdown	Shutdown	Shutdown	Shutdown	Off Peak Load GT11 SD Half Block
28/08/2023 10:00	14.802	205,022	6.725	0.001	1.060	Off Peak Load
28/08/2023 11:00	14.802	305,845	23.250	3.893	3.624	On Peak Load
28/08/2023 12:00	14.881	306,465	21.608	2.762	3.656	On Peak Load
28/08/2023 13:00	14.880	319,559	17.491	0.004	3.677	On Peak Load
28/08/2023 14:00	14.927	312,508	19.210	1.115	3.688	On Peak Load
28/08/2023 15:00	14.895	320,306	21.352	1.089	3.705	On Peak Load
28/08/2023 16:00	14.847	315,581	17.761	1.084	3.656	On Peak Load
28/08/2023 17:00	14.809	323,809	17.310	0.000	3.630	On Peak Load
28/08/2023 18:00	14.788	309,354	15.671	0.000	3.613	On Peak Load
28/08/2023 19:00	14.758	306,968	18.348	1.256	3.598	On Peak Load
28/08/2023 20:00	14.719	313,918	18.353	0.001	3.593	On Peak Load
28/08/2023 21:00	14.738	320,413	18.260	0.005	3.592	On Peak Load
28/08/2023 22:00	14.714	325,506	19.451	0.003	3.594	On Peak Load
28/08/2023 23:00	14.762	366592.969	9.226	0.002	3.597	Off Peak Load GT12 SD Half Block
29/08/2023 00:00	14.792	360766.688	11.870	0.001	3.633	Off Peak Load GT12 SD Half Block
29/08/2023 01:00	14.805	366368.000	4.513	0.001	3.638	Off Peak Load GT12 SD Half Block
29/08/2023 02:00	14.860	362534.813	24.171	Analyser fail	3.677	Off Peak Load GT12 SD Half Block
29/08/2023 03:00	14.886	362391.500	24.218	Analyser fail	3.679	Off Peak Load GT12 SD Half Block
29/08/2023 04:00	14.891	361565.344	27.547	Analyser fail	3.671	Off Peak Load GT12 SD Half Block
29/08/2023 05:00	14.895	360324.344	27.691	Analyser fail	3.694	Off Peak Load GT12 SD Half Block
29/08/2023 06:00	14.900	362281.031	28.250	Analyser fail	3.677	Off Peak Load GT12 SD Half Block
29/08/2023 07:00	14.904	362348.094	27.657	Analyser fail	3.672	Off Peak Load GT12 SD Half Block
29/08/2023 08:00	14.909	358742.281	28.698	Analyser fail	3.692	Off Peak Load GT12 SD Half Block
29/08/2023 09:00	14.884	366505.063	26.848	Analyser fail	3.690	Off Peak Load GT12 SD Half Block
29/08/2023 10:00	14.867	363223.250	31.968	Analyser fail	3.693	Off Peak Load
29/08/2023 11:00	14.825	307,439	26.362	Analyser fail	3.608	On Peak Load
29/08/2023 12:00	14.846	311,959	25.621	Analyser fail	3.632	On Peak Load

Site Name: [illegible]
Stack Name: [illegible]
Periodically: [illegible]

	Actual Operation Condition		Emission Concentration for Standardization Comparison			
Date & Time	O2	FLOW @1 ATM 25C	HRSG1_NOx@7%O2	HRSG1_SOx@7%O2	HRSG1_Dust (7%O2)	Remark
	%	m3/hr	ppm	ppm	mg/m3	
29/08/2023 13:00	14.858	312,164	25.529	Analyser fail	3.645	On Peak Load
29/08/2023 14:00	14.852	319,423	27.597	Analyser fail	3.671	On Peak Load
29/08/2023 15:00	14.871	329,274	27.009	Analyser fail	3.683	On Peak Load
29/08/2023 16:00	14.834	316,856	27.998	Analyser fail	3.648	On Peak Load
29/08/2023 17:00	14.845	331,649	28.629	Analyser fail	3.659	On Peak Load
29/08/2023 18:00	14.813	319,348	26.905	Analyser fail	3.621	On Peak Load
29/08/2023 19:00	14.786	329,683	26.381	Analyser fail	3.624	On Peak Load
29/08/2023 20:00	14.768	319,339	24.665	Analyser fail	3.622	On Peak Load
29/08/2023 21:00	14.792	323,430	24.605	Analyser fail	3.602	On Peak Load
29/08/2023 22:00	14.824	327,594	25.405	Analyser fail	3.631	On Peak Load
29/08/2023 23:00	Shutdown	Shutdown	Shutdown	Shutdown	Shutdown	Off Peak Load GT11 SD Half Block
30/08/2023 00:00	Shutdown	Shutdown	Shutdown	Shutdown	Shutdown	Off Peak Load GT11 SD Half Block
30/08/2023 01:00	Shutdown	Shutdown	Shutdown	Shutdown	Shutdown	Off Peak Load GT11 SD Half Block
30/08/2023 02:00	Shutdown	Shutdown	Shutdown	Shutdown	Shutdown	Off Peak Load GT11 SD Half Block
30/08/2023 03:00	Shutdown	Shutdown	Shutdown	Shutdown	Shutdown	Off Peak Load GT11 SD Half Block
30/08/2023 04:00	Shutdown	Shutdown	Shutdown	Shutdown	Shutdown	Off Peak Load GT11 SD Half Block
30/08/2023 05:00	Shutdown	Shutdown	Shutdown	Shutdown	Shutdown	Off Peak Load GT11 SD Half Block
30/08/2023 06:00	Shutdown	Shutdown	Shutdown	Shutdown	Shutdown	Off Peak Load GT11 SD Half Block
30/08/2023 07:00	Shutdown	Shutdown	Shutdown	Shutdown	Shutdown	Off Peak Load GT11 SD Half Block
30/08/2023 08:00	Shutdown	Shutdown	Shutdown	Shutdown	Shutdown	Off Peak Load GT11 SD Half Block
30/08/2023 09:00	Shutdown	Shutdown	Shutdown	Shutdown	Shutdown	Off Peak Load GT11 SD Half Block
30/08/2023 10:00	Shutdown	Shutdown	Shutdown	Shutdown	Shutdown	Off Peak Load GT11 SD Half Block
30/08/2023 11:00	14.733	284,873	23.570	Analyser fail	3.604	On Peak Load
30/08/2023 12:00	14.743	290,744	25.506	Analyser fail	3.617	On Peak Load
30/08/2023 13:00	14.781	302,125	26.255	Analyser fail	3.622	On Peak Load
30/08/2023 14:00	14.761	294,888	26.354	Analyser fail	3.605	On Peak Load
30/08/2023 15:00	14.777	299,708	25.296	Analyser fail	3.619	On Peak Load
30/08/2023 16:00	14.777	301,529	25.924	Analyser fail	3.579	On Peak Load
30/08/2023 17:00	14.759	297,025	25.750	Analyser fail	3.609	On Peak Load
30/08/2023 18:00	14.739	296,575	24.871	Analyser fail	3.566	On Peak Load
30/08/2023 19:00	14.727	294,929	24.293	Analyser fail	3.555	On Peak Load
30/08/2023 20:00	14.717	296,489	24.539	Analyser fail	3.575	On Peak Load
30/08/2023 21:00	14.702	295,949	25.116	Analyser fail	3.574	On Peak Load
30/08/2023 22:00	14.682	293,396	23.115	Analyser fail	3.544	On Peak Load
30/08/2023 23:00	Shutdown	Shutdown	Shutdown	Shutdown	Shutdown	Off Peak Load GT11 SD Half Block
31/08/2023 00:00	Shutdown	Shutdown	Shutdown	Shutdown	Shutdown	Off Peak Load GT11 SD Half Block
31/08/2023 01:00	Shutdown	Shutdown	Shutdown	Shutdown	Shutdown	Off Peak Load GT11 SD Half Block
31/08/2023 02:00	Shutdown	Shutdown	Shutdown	Shutdown	Shutdown	Off Peak Load GT11 SD Half Block
31/08/2023 03:00	Shutdown	Shutdown	Shutdown	Shutdown	Shutdown	Off Peak Load GT11 SD Half Block
31/08/2023 04:00	Shutdown	Shutdown	Shutdown	Shutdown	Shutdown	Off Peak Load GT11 SD Half Block
31/08/2023 05:00	Shutdown	Shutdown	Shutdown	Shutdown	Shutdown	Off Peak Load GT11 SD Half Block
31/08/2023 06:00	Shutdown	Shutdown	Shutdown	Shutdown	Shutdown	Off Peak Load GT11 SD Half Block
31/08/2023 07:00	Shutdown	Shutdown	Shutdown	Shutdown	Shutdown	Off Peak Load GT11 SD Half Block
31/08/2023 08:00	Shutdown	Shutdown	Shutdown	Shutdown	Shutdown	Off Peak Load GT11 SD Half Block
31/08/2023 09:00	Shutdown	Shutdown	Shutdown	Shutdown	Shutdown	Off Peak Load GT11 SD Half Block
31/08/2023 10:00	Shutdown	Shutdown	Shutdown	Shutdown	Shutdown	Off Peak Load GT11 SD Half Block
31/08/2023 11:00	14.748	300,114	24.732	Analyser fail	3.607	On Peak Load
31/08/2023 12:00	14.797	301,104	23.642	Analyser fail	3.634	On Peak Load
31/08/2023 13:00	14.729	301,633	24.526	Analyser fail	3.594	On Peak Load
31/08/2023 14:00	14.699	303,227	23.890	Analyser fail	3.582	On Peak Load
31/08/2023 15:00	14.682	289,424	23.156	Analyser fail	3.553	On Peak Load
31/08/2023 16:00	14.708	292,961	23.674	Analyser fail	3.576	On Peak Load
31/08/2023 17:00	14.733	291,502	21.121	Analyser fail	3.596	On Peak Load
31/08/2023 18:00	14.710	291,225	22.683	Analyser fail	3.594	On Peak Load
31/08/2023 19:00	14.724	291,950	22.232	Analyser fail	3.582	On Peak Load
31/08/2023 20:00	14.669	290,809	20.994	Analyser fail	3.540	On Peak Load
31/08/2023 21:00	14.717	294,785	19.975	Analyser fail	3.583	On Peak Load
31/08/2023 22:00	14.720	303,929	18.398	Analyser fail	3.583	On Peak Load
31/08/2023 23:00	Shutdown	Shutdown	Shutdown	Shutdown	Shutdown	Off Peak Load GT11 SD Half Block
Minimum	14.67	205.022	0.00	0.00	1.06	
Maximum	15.25	370.633	59.72	3.89	3.94	
Avg	14.83	312.001	14.29	0.02	3.64	
SUM						
			80	8	24	

Site Name: [illegible]
Stack Name: [illegible]
Periodically: [illegible]

	Actual Operation Condition		Emission Concentration for Standardization Comparison			
Date & Time	O2	FLOW @1 ATM 25C	HRSG1_NOx@7%O2	HRSG1_SOx@7%O2	HRSG1_Dust (7%O2)	Remark
	%	m3/hr	ppm	ppm	mg/m3	
01/08/2023 00:00	Shutdown	Shutdown	Shutdown	Shutdown	Shutdown	Off Peak Load GT12 SD Half Block
01/08/2023 01:00	Shutdown	Shutdown	Shutdown	Shutdown	Shutdown	Off Peak Load GT12 SD Half Block
01/08/2023 02:00	Shutdown	Shutdown	Shutdown	Shutdown	Shutdown	Off Peak Load GT12 SD Half Block
01/08/2023 03:00	Shutdown	Shutdown	Shutdown	Shutdown	Shutdown	Off Peak Load GT12 SD Half Block
01/08/2023 04:00	Shutdown	Shutdown	Shutdown	Shutdown	Shutdown	Off Peak Load GT12 SD Half Block
01/08/2023 05:00	Shutdown	Shutdown	Shutdown	Shutdown	Shutdown	Off Peak Load GT12 SD Half Block
01/08/2023 06:00	Shutdown	Shutdown	Shutdown	Shutdown	Shutdown	Off Peak Load GT12 SD Half Block
01/08/2023 07:00	Shutdown	Shutdown	Shutdown	Shutdown	Shutdown	Off Peak Load GT12 SD Half Block
01/08/2023 08:00	Shutdown	Shutdown	Shutdown	Shutdown	Shutdown	Off Peak Load GT12 SD Half Block
01/08/2023 09:00	Shutdown	Shutdown	Shutdown	Shutdown	Shutdown	Off Peak Load GT12 SD Half Block
01/08/2023 10:00	Shutdown	Shutdown	Shutdown	Shutdown	Shutdown	Off Peak Load GT12 SD Half Block
01/08/2023 11:00	14.619	308,844	23.956	0.017	4.804	On Peak Load
01/08/2023 12:00	14.639	304,483	23.830	0.017	4.873	On Peak Load
01/08/2023 13:00	14.651	303,108	24.068	0.016	4.834	On Peak Load
01/08/2023 14:00	14.627	304,176	23.609	0.015	4.717	On Peak Load
01/08/2023 15:00	14.640	314,710	23.957	0.014	4.674	On Peak Load
01/08/2023 16:00	14.635	310,837	25.133	0.014	4.812	On Peak Load
01/08/2023 17:00	14.623	314,409	22.876	0.013	4.564	On Peak Load
01/08/2023 18:00	14.613	324,463	23.567	0.012	4.919	On Peak Load
01/08/2023 19:00	14.604	306,934	22.360	0.012	5.212	On Peak Load
01/08/2023 20:00	14.605	309,577	23.903	0.011	5.322	On Peak Load
01/08/2023 21:00	14.610	309,939	23.709	0.010	5.260	On Peak Load
01/08/2023 22:00	14.614	302,817	24.280	0.009	6.314	On Peak Load
01/08/2023 23:00	14.738	369613.813	32.308	0.008	5.847	Off Peak Load GT11 SD Half Block
02/08/2023 00:00	14.726	352751.531	29.846	0.008	5.508	Off Peak Load GT11 SD Half Block
02/08/2023 01:00	14.724	361015.063	30.419	0.007	5.627	Off Peak Load GT11 SD Half Block
02/08/2023 02:00	14.722	362920.531	32.471	0.007	5.488	Off Peak Load GT11 SD Half Block
02/08/2023 03:00	14.720	360889.281	29.711	0.008	5.475	Off Peak Load GT11 SD Half Block
02/08/2023 04:00	14.718	353627.125	31.311	0.008	5.232	Off Peak Load GT11 SD Half Block
02/08/2023 05:00	14.716	350064.531	30.748	0.009	5.739	Off Peak Load GT11 SD Half Block
02/08/2023 06:00	14.718	348049.969	30.501	0.010	5.660	Off Peak Load GT11 SD Half Block
02/08/2023 07:00	14.729	345463.313	29.159	0.011	6.243	Off Peak Load GT11 SD Half Block
02/08/2023 08:00	14.739	353434.719	30.091	0.012	5.816	Off Peak Load GT11 SD Half Block
02/08/2023 09:00	14.748	361003.969	29.693	0.012	5.718	Off Peak Load GT11 SD Half Block
02/08/2023 10:00	14.754	369,764	28.830	0.013	5.264	Off Peak Load
02/08/2023 11:00	14.613	311,157	24.418	0.013	5.207	On Peak Load
02/08/2023 12:00	14.656	318,213	23.723	0.013	5.452	On Peak Load
02/08/2023 13:00	14.617	321,230	23.484	0.013	5.069	On Peak Load
02/08/2023 14:00	14.632	311,423	23.660	0.013	5.751	On Peak Load
02/08/2023 15:00	14.611	314,439	24.553	0.013	5.651	On Peak Load
02/08/2023 16:00	14.620	309,928	24.610	0.013	5.857	On Peak Load
02/08/2023 17:00	14.605	305,412	23.205	0.013	5.768	On Peak Load
02/08/2023 18:00	14.590	302,814	22.057	0.013	5.668	On Peak Load
02/08/2023 19:00	14.592	302,773	25.944	0.013	5.366	On Peak Load
02/08/2023 20:00	14.553	305,734	25.659	0.013	5.407	On Peak Load
02/08/2023 21:00	14.557	308,996	25.453	0.013	5.407	On Peak Load
02/08/2023 22:00	14.569	305,460	25.559	0.013	5.290	On Peak Load
02/08/2023 23:00	14.657	367627.000	34.479	0.013	5.662	Off Peak Load GT11 SD Half Block
03/08/2023 00:00	14.761	356104.969	29.878	0.013	5.327	Off Peak Load GT11 SD Half Block
03/08/2023 01:00	14.740	357763.313	29.955	0.013	5.728	Off Peak Load GT11 SD Half Block
03/08/2023 02:00	14.739	362288.219	30.626	0.013	5.821	Off Peak Load GT11 SD Half Block
03/08/2023 03:00	14.742	359060.313	31.318	0.012	5.848	Off Peak Load GT11 SD Half Block
03/08/2023 04:00	14.744	352066.156	29.787	0.012	5.805	Off Peak Load GT11 SD Half Block
03/08/2023 05:00	14.746	354497.094	30.728	0.011	6.014	Off Peak Load GT11 SD Half Block
03/08/2023 06:00	14.748	353637.563	28.835	0.011	5.896	Off Peak Load GT11 SD Half Block
03/08/2023 07:00	14.750	346589.375	30.631	0.010	5.825	Off Peak Load GT11 SD Half Block
03/08/2023 08:00	14.753	356165.063	30.831	0.010	5.845	Off Peak Load GT11 SD Half Block
03/08/2023 09:00	14.755	359496.156	30.106	0.009	5.332	Off Peak Load GT11 SD Half Block
03/08/2023 10:00	14.703	343,248	30.236	0.009	5.738	Off Peak Load
03/08/2023 11:00	14.586	338,991	26.981	0.010	4.984	On Peak Load
03/08/2023 12:00	14.552	312,034	24.882	0.011	7.755	On Peak Load
03/08/2023 13:00	14.588	316,658	26.179	0.012	5.555	On Peak Load
03/08/2023 14:00	14.637	321,410	26.099	0.012	4.830	On Peak Load
03/08/2023 15:00	14.568	313,991	25.837	0.013	5.654	On Peak Load
03/08/2023 16:00	14.626	322,056	26.867	0.014	5.387	On Peak Load
03/08/2023 17:00	14.636	318,731	27.186	0.015	4.818	On Peak Load
03/08/2023 18:00	14.632	318,814	27.437	0.016	5.633	On Peak Load
03/08/2023 19:00	14.615	310,191	25.527	0.017	4.851	On Peak Load
03/08/2023 20:00	14.582	307,259	26.213	0.018	5.671	On Peak Load
03/08/2023 21:00	14.600	309,105	24.928	0.019	5.496	On Peak Load
03/08/2023 22:00	14.588	318,447	26.443	0.020	5.979	On Peak Load
03/08/2023 23:00	Shutdown	Shutdown	Shutdown	Shutdown	Shutdown	Off Peak Load GT12 SD Half Block
04/08/2023 00:00	Shutdown	Shutdown	Shutdown	Shutdown	Shutdown	Off Peak Load GT12 SD Half Block
04/08/2023 01:00	Shutdown	Shutdown	Shutdown	Shutdown	Shutdown	Off Peak Load GT12 SD Half Block
04/08/2023 02:00	Shutdown	Shutdown	Shutdown	Shutdown	Shutdown	Off Peak Load GT12 SD Half Block
04/08/2023 03:00	Shutdown	Shutdown	Shutdown	Shutdown	Shutdown	Off Peak Load GT12 SD Half Block
04/08/2023 04:00	Shutdown	Shutdown	Shutdown	Shutdown	Shutdown	Off Peak Load GT12 SD Half Block

Site Name: [illegible]
Stack Name: [illegible]
Periodically: [illegible]

	Actual Operation Condition		Emission Concentration for Standardization Comparison			
Date & Time	O2	FLOW @1 ATM 25C	HRSG1_NOx@7%O2	HRSG1_SOx@7%O2	HRSG1_Dust (7%O2)	Remark
	%	m3/hr	ppm	ppm	mg/m3	
04/08/2023 05:00	Shutdown	Shutdown	Shutdown	Shutdown	Shutdown	Off Peak Load GT12 SD Half Block
04/08/2023 06:00	Shutdown	Shutdown	Shutdown	Shutdown	Shutdown	Off Peak Load GT12 SD Half Block
04/08/2023 07:00	Shutdown	Shutdown	Shutdown	Shutdown	Shutdown	Off Peak Load GT12 SD Half Block
04/08/2023 08:00	Shutdown	Shutdown	Shutdown	Shutdown	Shutdown	Off Peak Load GT12 SD Half Block
04/08/2023 09:00	Shutdown	Shutdown	Shutdown	Shutdown	Shutdown	Off Peak Load GT12 SD Half Block
04/08/2023 10:00	Shutdown	Shutdown	Shutdown	Shutdown	Shutdown	Off Peak Load GT12 SD Half Block
04/08/2023 11:00	14.619	313,958	25.515	0.015	4.735	On Peak Load
04/08/2023 12:00	14.609	314,482	25.618	0.015	4.870	On Peak Load
04/08/2023 13:00	14.653	318,803	26.696	0.015	4.783	On Peak Load
04/08/2023 14:00	14.649	316,635	27.358	0.015	5.044	On Peak Load
04/08/2023 15:00	14.657	325,230	25.817	0.014	4.478	On Peak Load
04/08/2023 16:00	14.624	315,735	26.692	0.014	5.636	On Peak Load
04/08/2023 17:00	14.655	317,234	25.529	0.014	5.675	On Peak Load
04/08/2023 18:00	14.624	328,542	27.169	0.013	5.079	On Peak Load
04/08/2023 19:00	14.626	316,433	26.422	0.013	6.396	On Peak Load
04/08/2023 20:00	14.623	315,695	26.893	0.013	6.540	On Peak Load
04/08/2023 21:00	14.591	316,876	26.509	0.013	7.230	On Peak Load
04/08/2023 22:00	14.597	312,559	26.008	0.013	7.158	On Peak Load
04/08/2023 23:00	14.749	366,385	31.661	0.012	6.390	Off Peak Load GT11 SD Half Block
05/08/2023 00:00	14.758	360,464	30.365	0.012	6.092	Off Peak Load GT11 SD Half Block
05/08/2023 01:00	14.739	354,289	28.520	0.012	6.037	Off Peak Load GT11 SD Half Block
05/08/2023 02:00	14.720	354,428	30.364	0.012	6.198	Off Peak Load GT11 SD Half Block
05/08/2023 03:00	14.722	358,878	30.712	0.012	6.349	Off Peak Load GT11 SD Half Block
05/08/2023 04:00	14.728	357,139	29.447	0.012	6.305	Off Peak Load GT11 SD Half Block
05/08/2023 05:00	14.733	351,616	30.475	0.012	6.210	Off Peak Load GT11 SD Half Block
05/08/2023 06:00	14.739	358,618	30.299	0.012	6.609	Off Peak Load GT11 SD Half Block
05/08/2023 07:00	14.744	361,892	28.958	0.012	6.343	Off Peak Load GT11 SD Half Block
05/08/2023 08:00	14.750	353,346	30.443	0.012	6.255	Off Peak Load GT11 SD Half Block
05/08/2023 09:00	14.793	362,052	30.830	0.012	6.305	Off Peak Load GT11 SD Half Block
05/08/2023 10:00	14.790	361,233	32.156	0.012	6.290	Off Peak Load
05/08/2023 11:00	14.624	324,496	27.200	0.012	5.922	On Peak Load
05/08/2023 12:00	14.647	326,456	26.466	0.012	5.784	On Peak Load
05/08/2023 13:00	14.693	331,819	28.058	0.012	5.774	On Peak Load
05/08/2023 14:00	14.668	324,264	27.953	0.012	5.369	On Peak Load
05/08/2023 15:00	14.638	319,327	27.884	0.012	5.523	On Peak Load
05/08/2023 16:00	14.661	341,731	27.014	0.011	5.867	On Peak Load
05/08/2023 17:00	14.644	326,299	27.862	0.011	5.901	On Peak Load
05/08/2023 18:00	14.653	322,937	26.038	0.011	6.106	On Peak Load
05/08/2023 19:00	14.632	327,146	26.107	0.010	5.519	On Peak Load
05/08/2023 20:00	14.620	319,814	27.954	0.010	5.454	On Peak Load
05/08/2023 21:00	14.661	327,120	26.837	0.009	5.521	On Peak Load
05/08/2023 22:00	14.632	325,456	27.658	0.009	5.579	On Peak Load
05/08/2023 23:00	Shutdown	Shutdown	Shutdown	Shutdown	Shutdown	Off Peak Load GT12 SD Half Block
06/08/2023 00:00	Shutdown	Shutdown	Shutdown	Shutdown	Shutdown	Off Peak Load GT12 SD Half Block
06/08/2023 01:00	Shutdown	Shutdown	Shutdown	Shutdown	Shutdown	Off Peak Load GT12 SD Half Block
06/08/2023 02:00	Shutdown	Shutdown	Shutdown	Shutdown	Shutdown	Off Peak Load GT12 SD Half Block
06/08/2023 03:00	Shutdown	Shutdown	Shutdown	Shutdown	Shutdown	Off Peak Load GT12 SD Half Block
06/08/2023 04:00	Shutdown	Shutdown	Shutdown	Shutdown	Shutdown	Off Peak Load GT12 SD Half Block
06/08/2023 05:00	Shutdown	Shutdown	Shutdown	Shutdown	Shutdown	Off Peak Load GT12 SD Half Block
06/08/2023 06:00	Shutdown	Shutdown	Shutdown	Shutdown	Shutdown	Off Peak Load GT12 SD Half Block
06/08/2023 07:00	Shutdown	Shutdown	Shutdown	Shutdown	Shutdown	Off Peak Load GT12 SD Half Block
06/08/2023 08:00	Shutdown	Shutdown	Shutdown	Shutdown	Shutdown	Off Peak Load GT12 SD Half Block
06/08/2023 09:00	Shutdown	Shutdown	Shutdown	Shutdown	Shutdown	Off Peak Load GT12 SD Half Block
06/08/2023 10:00	Shutdown	Shutdown	Shutdown	Shutdown	Shutdown	Off Peak Load GT12 SD Half Block
06/08/2023 11:00	Shutdown	Shutdown	Shutdown	Shutdown	Shutdown	Off Peak Load GT12 SD Half Block
06/08/2023 12:00	Shutdown	Shutdown	Shutdown	Shutdown	Shutdown	Off Peak Load GT12 SD Half Block
06/08/2023 13:00	Shutdown	Shutdown	Shutdown	Shutdown	Shutdown	Off Peak Load GT12 SD Half Block
06/08/2023 14:00	Shutdown	Shutdown	Shutdown	Shutdown	Shutdown	Off Peak Load GT12 SD Half Block
06/08/2023 15:00	Shutdown	Shutdown	Shutdown	Shutdown	Shutdown	Off Peak Load GT12 SD Half Block
06/08/2023 16:00	Shutdown	Shutdown	Shutdown	Shutdown	Shutdown	Off Peak Load GT12 SD Half Block
06/08/2023 17:00	Shutdown	Shutdown	Shutdown	Shutdown	Shutdown	Off Peak Load GT12 SD Half Block
06/08/2023 18:00	Shutdown	Shutdown	Shutdown	Shutdown	Shutdown	Off Peak Load GT12 SD Half Block
06/08/2023 19:00	14.560	323,447	27.837	0.016	5.582	On Peak Load
06/08/2023 20:00	14.630	320,071	28.003	0.011	5.535	On Peak Load
06/08/2023 21:00	14.613	323,763	28.253	0.011	5.571	On Peak Load
06/08/2023 22:00	14.575	323,405	26.560	0.011	5.234	On Peak Load
06/08/2023 23:00	14.658	302,678	23.586	0.011	5.084	Off Peak Load
07/08/2023 00:00	14.711	299,216	28.576	0.010	5.117	Off Peak Load
07/08/2023 01:00	14.684	299,456	23.624	0.010	5.411	Off Peak Load
07/08/2023 02:00	14.689	301,343	25.589	0.010	5.344	Off Peak Load
07/08/2023 03:00	14.720	297,141	29.233	0.010	5.347	Off Peak Load
07/08/2023 04:00	14.702	298,943	25.096	0.010	5.560	Off Peak Load
07/08/2023 05:00	14.697	297,879	24.798	0.010	5.628	Off Peak Load
07/08/2023 06:00	14.693	299,815	21.922	0.011	5.656	Off Peak Load
07/08/2023 07:00	14.670	296,771	20.655	0.012	5.266	Off Peak Load
07/08/2023 08:00	14.683	306,893	19.926	0.012	4.964	Off Peak Load

Site Name: [illegible]
Stack Name: [illegible]
Periodically: [illegible]

	Actual Operation Condition		Emission Concentration for Standardization Comparison			
Date & Time	O2	FLOW @ 1 ATM 25C	HRSG1_NOx@7%O2	HRSG1_SOx@7%O2	HRSG1_Dust (7%O2)	Remark
	%	m3/hr	ppm	ppm	mg/m3	
07/08/2023 09:00	14.738	304,056	29.004	0.013	5.112	Off Peak Load
07/08/2023 10:00	15.104	295,272	46.394	0.013	5.125	Off Peak Load
07/08/2023 11:00	14.654	323,498	26.322	0.014	4.851	On Peak Load
07/08/2023 12:00	14.636	320,979	26.263	0.014	4.989	On Peak Load
07/08/2023 13:00	14.674	326,760	26.731	0.014	4.762	On Peak Load
07/08/2023 14:00	14.651	320,447	27.904	0.013	4.894	On Peak Load
07/08/2023 15:00	14.661	323,052	27.600	0.013	4.872	On Peak Load
07/08/2023 16:00	14.624	327,585	27.435	0.013	4.772	On Peak Load
07/08/2023 17:00	14.659	317,791	25.229	0.012	5.232	On Peak Load
07/08/2023 18:00	14.625	311,366	27.585	0.012	5.133	On Peak Load
07/08/2023 19:00	14.618	325,357	26.133	0.011	5.164	On Peak Load
07/08/2023 20:00	14.633	317,864	26.576	0.012	4.593	On Peak Load
07/08/2023 21:00	14.617	325,365	28.262	0.012	5.066	On Peak Load
07/08/2023 22:00	14.629	321,583	27.012	0.013	4.909	On Peak Load
07/08/2023 23:00	14.944	282,901	31.501	0.013	5.042	Off Peak Load
08/08/2023 00:00	14.666	305,360	22.956	0.013	5.189	Off Peak Load
08/08/2023 01:00	14.637	308,634	23.886	0.014	5.109	Off Peak Load
08/08/2023 02:00	14.615	310,380	26.248	0.014	4.994	Off Peak Load
08/08/2023 03:00	14.615	310,911	24.555	0.015	5.166	Off Peak Load
08/08/2023 04:00	14.593	312,050	24.542	0.015	5.207	Off Peak Load
08/08/2023 05:00	14.626	300,940	24.451	0.015	4.704	Off Peak Load
08/08/2023 06:00	14.618	297,566	25.008	0.015	5.083	Off Peak Load
08/08/2023 07:00	14.627	304,953	23.626	0.016	5.378	Off Peak Load
08/08/2023 08:00	14.686	300,536	22.708	0.016	5.177	Off Peak Load
08/08/2023 09:00	14.715	312,606	22.821	0.016	4.940	Off Peak Load
08/08/2023 10:00	15.112	280,418	48.440	0.016	5.756	Off Peak Load
08/08/2023 11:00	14.593	316,178	25.761	0.016	4.987	On Peak Load
08/08/2023 12:00	14.613	320,874	26.573	0.016	4.898	On Peak Load
08/08/2023 13:00	14.654	323,360	26.953	0.015	5.252	On Peak Load
08/08/2023 14:00	14.627	330,753	26.084	0.014	4.904	On Peak Load
08/08/2023 15:00	14.762	318,316	29.220	0.014	4.945	On Peak Load
08/08/2023 16:00	14.690	322,891	29.672	0.013	5.075	On Peak Load
08/08/2023 17:00	14.634	347,800	29.935	0.012	5.050	On Peak Load
08/08/2023 18:00	14.668	322,661	28.806	0.011	5.028	On Peak Load
08/08/2023 19:00	14.653	316,080	28.856	0.011	5.088	On Peak Load
08/08/2023 20:00	14.568	317,083	28.794	0.011	5.166	On Peak Load
08/08/2023 21:00	14.568	326,646	25.570	0.011	5.204	On Peak Load
08/08/2023 22:00	14.609	326,572	28.678	0.011	5.340	On Peak Load
08/08/2023 23:00	14.908	286,241	31.591	0.011	5.090	Off Peak Load
09/08/2023 00:00	14.568	301,173	21.815	0.011	4.894	Off Peak Load
09/08/2023 01:00	14.561	306,833	25.924	0.011	5.335	Off Peak Load
09/08/2023 02:00	14.553	311,499	25.914	0.011	5.023	Off Peak Load
09/08/2023 03:00	14.594	309,904	27.635	0.011	4.994	Off Peak Load
09/08/2023 04:00	14.577	307,042	23.019	0.011	5.176	Off Peak Load
09/08/2023 05:00	14.598	301,592	23.255	0.011	4.771	Off Peak Load
09/08/2023 06:00	14.608	300,495	22.685	0.011	5.065	Off Peak Load
09/08/2023 07:00	14.676	297,105	23.666	0.010	4.976	Off Peak Load
09/08/2023 08:00	14.678	297,432	26.674	0.010	5.055	Off Peak Load
09/08/2023 09:00	14.653	304,609	24.683	0.010	4.858	Off Peak Load
09/08/2023 10:00	15.018	290,848	44.851	0.010	5.319	Off Peak Load
09/08/2023 11:00	14.611	325,545	26.881	0.010	5.042	On Peak Load
09/08/2023 12:00	14.589	314,418	27.701	0.010	4.685	On Peak Load
09/08/2023 13:00	14.644	327,775	29.948	0.011	4.696	On Peak Load
09/08/2023 14:00	14.647	330,617	29.117	0.011	4.466	On Peak Load
09/08/2023 15:00	14.615	317,163	26.672	0.012	4.819	On Peak Load
09/08/2023 16:00	14.626	323,079	28.368	0.012	4.659	On Peak Load
09/08/2023 17:00	14.633	331,938	29.140	0.012	4.735	On Peak Load
09/08/2023 18:00	14.666	326,060	30.025	0.012	4.681	On Peak Load
09/08/2023 19:00	14.601	320,631	29.555	0.012	4.689	On Peak Load
09/08/2023 20:00	14.599	322,768	27.084	0.012	5.292	On Peak Load
09/08/2023 21:00	14.666	294,487	22.779	0.012	5.009	On Peak Load
09/08/2023 22:00	14.606	322,067	26.838	0.012	5.389	On Peak Load
09/08/2023 23:00	Shutdown	Shutdown	Shutdown	Shutdown	Shutdown	Off Peak Load GT12 SD Half Block
10/08/2023 00:00	Shutdown	Shutdown	Shutdown	Shutdown	Shutdown	Off Peak Load GT12 SD Half Block
10/08/2023 01:00	Shutdown	Shutdown	Shutdown	Shutdown	Shutdown	Off Peak Load GT12 SD Half Block
10/08/2023 02:00	Shutdown	Shutdown	Shutdown	Shutdown	Shutdown	Off Peak Load GT12 SD Half Block
10/08/2023 03:00	Shutdown	Shutdown	Shutdown	Shutdown	Shutdown	Off Peak Load GT12 SD Half Block
10/08/2023 04:00	Shutdown	Shutdown	Shutdown	Shutdown	Shutdown	Off Peak Load GT12 SD Half Block
10/08/2023 05:00	Shutdown	Shutdown	Shutdown	Shutdown	Shutdown	Off Peak Load GT12 SD Half Block
10/08/2023 06:00	Shutdown	Shutdown	Shutdown	Shutdown	Shutdown	Off Peak Load GT12 SD Half Block
10/08/2023 07:00	Shutdown	Shutdown	Shutdown	Shutdown	Shutdown	Off Peak Load GT12 SD Half Block
10/08/2023 08:00	Shutdown	Shutdown	Shutdown	Shutdown	Shutdown	Off Peak Load GT12 SD Half Block
10/08/2023 09:00	Shutdown	Shutdown	Shutdown	Shutdown	Shutdown	Off Peak Load GT12 SD Half Block
10/08/2023 10:00	Shutdown	Shutdown	Shutdown	Shutdown	Shutdown	Off Peak Load GT12 SD Half Block
10/08/2023 11:00	14.639	328,693	30.772	0.015	4.992	On Peak Load
10/08/2023 12:00	14.609	323,442	27.985	0.015	4.667	On Peak Load

Site Name: [illegible]
Stack Name: [illegible]
Periodically: [illegible]

	Actual Operation Condition		Emission Concentration for Standardization Comparison			
Date & Time	O2	FLOW @ 1 ATM 25C	HRSG1_NOx@7%O2	HRSG1_SOx@7%O2	HRSG1_Dust (7%O2)	Remark
	%	m3/hr	ppm	ppm	mg/m3	
10/08/2023 13:00	14.688	341,243	32.189	0.014	4.484	On Peak Load
10/08/2023 14:00	14.702	345,501	31.424	0.013	4.658	On Peak Load
10/08/2023 15:00	14.680	324,625	30.287	0.012	4.698	On Peak Load
10/08/2023 16:00	14.699	324,353	32.588	0.011	4.739	On Peak Load
10/08/2023 17:00	14.703	333,374	29.641	0.011	4.300	On Peak Load
10/08/2023 18:00	14.621	335,721	31.690	0.011	5.119	On Peak Load
10/08/2023 19:00	14.594	324,623	29.466	0.011	5.147	On Peak Load
10/08/2023 20:00	14.638	323,363	28.436	0.012	5.454	On Peak Load
10/08/2023 21:00	14.677	356,628	33.537	0.012	5.844	On Peak Load
10/08/2023 22:00	14.599	331,575	29.053	0.012	7.212	On Peak Load
10/08/2023 23:00	14.933	286,412	44.202	0.012	5.713	Off Peak Load
11/08/2023 00:00	14.618	302,918	24.311	0.013	5.573	Off Peak Load
11/08/2023 01:00	14.615	309,139	25.139	0.013	5.801	Off Peak Load
11/08/2023 02:00	14.591	308,915	24.731	0.013	6.328	Off Peak Load
11/08/2023 03:00	14.568	311,601	27.906	0.013	6.442	Off Peak Load
11/08/2023 04:00	14.593	312,635	22.850	0.013	6.192	Off Peak Load
11/08/2023 05:00	14.578	307,511	24.910	0.013	6.276	Off Peak Load
11/08/2023 06:00	14.627	307,280	25.043	0.014	6.363	Off Peak Load
11/08/2023 07:00	14.633	306,410	21.370	0.014	6.312	Off Peak Load
11/08/2023 08:00	14.723	292,214	31.691	0.014	6.159	Off Peak Load
11/08/2023 09:00	14.668	301,482	24.480	0.014	6.033	Off Peak Load
11/08/2023 10:00	15.013	279,298	46.274	0.014	6.714	Off Peak Load
11/08/2023 11:00	14.623	317,296	29.482	0.013	6.036	On Peak Load
11/08/2023 12:00	14.573	323,299	25.971	0.013	5.934	On Peak Load
11/08/2023 13:00	14.612	327,966	27.990	0.013	5.713	On Peak Load
11/08/2023 14:00	14.633	325,082	27.782	0.013	5.864	On Peak Load
11/08/2023 15:00	14.648	328,293	27.133	0.013	5.628	On Peak Load
11/08/2023 16:00	14.638	327,584	27.321	0.012	5.916	On Peak Load
11/08/2023 17:00	14.633	321,386	29.908	0.012	5.610	On Peak Load
11/08/2023 18:00	14.606	330,614	27.598	0.011	5.952	On Peak Load
11/08/2023 19:00	14.627	326,053	27.688	0.011	7.045	On Peak Load
11/08/2023 20:00	14.587	320,421	28.541	0.010	6.856	On Peak Load
11/08/2023 21:00	14.602	322,861	26.960	0.010	7.127	On Peak Load
11/08/2023 22:00	14.595	326,232	29.870	0.009	7.031	On Peak Load
11/08/2023 23:00	14.869	282,487	27.635	0.009	6.936	Off Peak Load
12/08/2023 00:00	14.620	301,234	27.145	0.008	6.950	Off Peak Load
12/08/2023 01:00	14.619	305,732	21.605	0.009	6.658	Off Peak Load
12/08/2023 02:00	14.607	307,068	21.454	0.010	6.691	Off Peak Load
12/08/2023 03:00	14.582	309,536	23.118	0.010	6.993	Off Peak Load
12/08/2023 04:00	14.597	305,649	22.448	0.011	6.433	Off Peak Load
12/08/2023 05:00	14.605	304,956	22.042	0.012	6.796	Off Peak Load
12/08/2023 06:00	14.617	307,351	19.841	0.012	6.603	Off Peak Load
12/08/2023 07:00	14.613	303,532	21.099	0.013	6.675	Off Peak Load
12/08/2023 08:00	14.783	295,596	30.685	0.014	6.673	Off Peak Load
12/08/2023 09:00	14.837	293,160	28.480	0.014	6.920	Off Peak Load
12/08/2023 10:00	14.797	293,868	31.384	0.014	6.695	Off Peak Load
12/08/2023 11:00	14.823	294,795	27.208	0.014	6.341	Off Peak Load
12/08/2023 12:00	14.790	289,595	28.122	0.014	5.887	Off Peak Load
12/08/2023 13:00	14.760	304,780	27.066	0.015	6.251	Off Peak Load
12/08/2023 14:00	14.795	295,732	26.407	0.015	6.297	Off Peak Load
12/08/2023 15:00	14.804	296,910	29.228	0.015	6.597	Off Peak Load
12/08/2023 16:00	14.757	298,850	28.910	0.015	6.493	Off Peak Load
12/08/2023 17:00	14.810	284,534	29.259	0.015	6.713	Off Peak Load
12/08/2023 18:00	14.786	295,571	28.481	0.015	6.660	Off Peak Load
12/08/2023 19:00	14.554	325,965	24.645	0.014	7.750	On Peak Load
12/08/2023 20:00	14.551	326,333	28.750	0.014	5.865	On Peak Load
12/08/2023 21:00	14.601	326,528	27.402	0.014	5.533	On Peak Load
12/08/2023 22:00	14.684	368,469	33.187	0.014	6.375	Off Peak Load
12/08/2023 23:00	14.688	353,683	31.148	0.013	5.456	Off Peak Load GT11 SD Half Block
13/08/2023 00:00	14.673	357,874	28.708	0.013	5.763	Off Peak Load GT11 SD Half Block
13/08/2023 01:00	14.665	353,907	29.779	0.013	6.688	Off Peak Load GT11 SD Half Block
13/08/2023 02:00	14.684	356,199	30.585	0.013	6.788	Off Peak Load GT11 SD Half Block
13/08/2023 03:00	14.683	357,448	29.638	0.013	7.045	Off Peak Load GT11 SD Half Block
13/08/2023 04:00	14.666	356,170	32.032	0.013	7.013	Off Peak Load GT11 SD Half Block
13/08/2023 05:00	14.696	354,600	29.488	0.013	7.377	Off Peak Load GT11 SD Half Block
13/08/2023 06:00	14.678	351,988	28.726	0.013	7.558	Off Peak Load GT11 SD Half Block
13/08/2023 07:00	14.682	351,474	30.801	0.013	8.317	Off Peak Load GT11 SD Half Block
13/08/2023 08:00	14.715	352,092	29.902	0.013	7.944	Off Peak Load GT11 SD Half Block
13/08/2023 09:00	14.756	358,673	31.592	0.013	8.019	Off Peak Load GT11 SD Half Block
13/08/2023 10:00	14.782	370,676	32.485	0.013	8.311	Off Peak Load GT11 SD Half Block
13/08/2023 11:00	14.787	365,262	32.441	0.014	7.806	Off Peak Load GT11 SD Half Block
13/08/2023 12:00	14.781	370,322	30.811	0.014	8.029	Off Peak Load GT11 SD Half Block
13/08/2023 13:00	14.777	361,491	31.391	0.014	7.711	Off Peak Load GT11 SD Half Block
13/08/2023 14:00	14.758	357,782	31.938	0.014	7.669	Off Peak Load GT11 SD Half Block
13/08/2023 15:00	14.747	359,248	28.965	0.014	7.266	Off Peak Load GT11 SD Half Block
13/08/2023 16:00	14.736	349,976	31.119	0.015	7.643	Off Peak Load GT11 SD Half Block

Site Name: [illegible]
Stack Name: [illegible]
Periodically: [illegible]

	Actual Operation Condition		Emission Concentration for Standardization Comparison			
Date & Time	O2	FLOW @ 1 ATM 25C	HRSG1_NOx@7%O2	HRSG1_SOx@7%O2	HRSG1_Dust (7%O2)	Remark
	%	m3/hr	ppm	ppm	mg/m3	
13/08/2023 17:00	14.723	359,220	29.231	0.014	7.778	Off Peak Load GT11 SD Half Block
13/08/2023 18:00	14.691	358,016	31.366	0.013	7.938	Off Peak Load
13/08/2023 19:00	14.575	315,333	26.128	0.012	7.803	On Peak Load
13/08/2023 20:00	14.588	317,309	28.436	0.011	7.920	On Peak Load
13/08/2023 21:00	14.561	321,490	26.751	0.010	8.005	On Peak Load
13/08/2023 22:00	14.564	321,823	27.005	0.009	6.149	On Peak Load
13/08/2023 23:00	14.636	292,719	26.191	0.008	5.488	Off Peak Load
14/08/2023 00:00	14.641	294,138	28.318	0.007	5.599	Off Peak Load
14/08/2023 01:00	14.657	301,096	21.492	0.008	5.858	Off Peak Load
14/08/2023 02:00	14.668	297,324	28.422	0.009	5.649	Off Peak Load
14/08/2023 03:00	14.648	301,512	23.632	0.010	5.877	Off Peak Load
14/08/2023 04:00	14.680	300,691	31.978	0.011	5.855	Off Peak Load
14/08/2023 05:00	14.688	300,856	26.104	0.012	5.994	Off Peak Load
14/08/2023 06:00	14.663	304,998	26.220	0.012	5.813	Off Peak Load
14/08/2023 07:00	14.685	298,894	26.032	0.013	5.954	Off Peak Load
14/08/2023 08:00	14.705	297,173	29.256	0.014	6.000	Off Peak Load
14/08/2023 09:00	14.798	293,893	28.703	0.013	6.050	Off Peak Load
14/08/2023 10:00	14.830	308,312	29.223	0.013	5.991	Off Peak Load
14/08/2023 11:00	14.896	293,681	29.937	0.012	5.926	Off Peak Load
14/08/2023 12:00	14.860	295,137	30.861	0.012	5.756	Off Peak Load
14/08/2023 13:00	14.857	303,747	29.918	0.011	5.921	Off Peak Load
14/08/2023 14:00	14.797	318,795	28.025	0.011	5.678	Off Peak Load
14/08/2023 15:00	14.796	315,716	27.789	0.011	5.890	Off Peak Load
14/08/2023 16:00	14.774	307,011	30.940	0.006	5.236	Off Peak Load
14/08/2023 17:00	14.779	309,115	30.022	0.016	5.368	Off Peak Load
14/08/2023 18:00	14.837	296,008	27.823	0.016	5.794	Off Peak Load
14/08/2023 19:00	14.532	322,182	24.588	0.016	6.008	On Peak Load
14/08/2023 20:00	14.572	317,645	27.856	0.016	6.007	On Peak Load
14/08/2023 21:00	14.595	319,120	25.771	0.016	6.270	On Peak Load
14/08/2023 22:00	14.560	303,380	23.245	0.016	5.860	On Peak Load
14/08/2023 23:00	Shutdown	Shutdown	Shutdown	Shutdown	Shutdown	Off Peak Load GT12 SD Half Block
15/08/2023 00:00	Shutdown	Shutdown	Shutdown	Shutdown	Shutdown	Off Peak Load GT12 SD Half Block
15/08/2023 01:00	Shutdown	Shutdown	Shutdown	Shutdown	Shutdown	Off Peak Load GT12 SD Half Block
15/08/2023 02:00	Shutdown	Shutdown	Shutdown	Shutdown	Shutdown	Off Peak Load GT12 SD Half Block
15/08/2023 03:00	Shutdown	Shutdown	Shutdown	Shutdown	Shutdown	Off Peak Load GT12 SD Half Block
15/08/2023 04:00	Shutdown	Shutdown	Shutdown	Shutdown	Shutdown	Off Peak Load GT12 SD Half Block
15/08/2023 05:00	Shutdown	Shutdown	Shutdown	Shutdown	Shutdown	Off Peak Load GT12 SD Half Block
15/08/2023 06:00	Shutdown	Shutdown	Shutdown	Shutdown	Shutdown	Off Peak Load GT12 SD Half Block
15/08/2023 07:00	Shutdown	Shutdown	Shutdown	Shutdown	Shutdown	Off Peak Load GT12 SD Half Block
15/08/2023 08:00	Shutdown	Shutdown	Shutdown	Shutdown	Shutdown	Off Peak Load GT12 SD Half Block
15/08/2023 09:00	Shutdown	Shutdown	Shutdown	Shutdown	Shutdown	Off Peak Load GT12 SD Half Block
15/08/2023 10:00	Shutdown	Shutdown	Shutdown	Shutdown	Shutdown	Off Peak Load GT12 SD Half Block
15/08/2023 11:00	14.607	324,405	27.706	0.015	5.604	On Peak Load
15/08/2023 12:00	14.637	329,259	26.827	0.015	5.241	On Peak Load
15/08/2023 13:00	14.610	319,927	27.152	0.015	5.515	On Peak Load
15/08/2023 14:00	14.594	317,277	29.007	0.015	5.200	On Peak Load
15/08/2023 15:00	14.592	317,262	29.647	0.015	5.256	On Peak Load
15/08/2023 16:00	14.631	323,284	27.226	0.015	5.448	On Peak Load
15/08/2023 17:00	14.609	319,320	26.427	0.015	5.512	On Peak Load
15/08/2023 18:00	14.595	318,336	24.297	0.016	5.761	On Peak Load
15/08/2023 19:00	14.596	327,417	30.429	0.015	5.766	On Peak Load
15/08/2023 20:00	14.612	323,139	28.222	0.015	5.791	On Peak Load
15/08/2023 21:00	14.593	328,614	28.373	0.014	6.116	On Peak Load
15/08/2023 22:00	14.586	323,542	29.702	0.014	5.649	On Peak Load
15/08/2023 23:00	14.757	367,603	35.060	0.014	6.199	Off Peak Load GT11 SD Half Block
16/08/2023 00:00	14.747	349,090	33.935	0.014	5.815	Off Peak Load GT11 SD Half Block
16/08/2023 01:00	14.741	353,686	30.069	0.014	6.224	Off Peak Load GT11 SD Half Block
16/08/2023 02:00	14.713	355,460	30.407	0.014	5.795	Off Peak Load GT11 SD Half Block
16/08/2023 03:00	14.709	354,924	32.797	0.014	6.227	Off Peak Load GT11 SD Half Block
16/08/2023 04:00	14.715	348,805	30.967	0.014	5.951	Off Peak Load GT11 SD Half Block
16/08/2023 05:00	14.711	349,018	32.164	0.014	6.157	Off Peak Load GT11 SD Half Block
16/08/2023 06:00	14.688	357,463	33.088	0.013	6.183	Off Peak Load GT11 SD Half Block
16/08/2023 07:00	14.707	358,071	29.794	0.013	6.058	Off Peak Load GT11 SD Half Block
16/08/2023 08:00	14.715	358,273	30.252	0.013	6.084	Off Peak Load GT11 SD Half Block
16/08/2023 09:00	14.722	354,892	32.179	0.013	5.802	Off Peak Load GT11 SD Half Block
16/08/2023 10:00	14.739	357,862	31.066	0.013	6.241	Off Peak Load
16/08/2023 11:00	14.601	316,808	27.786	0.012	5.595	On Peak Load
16/08/2023 12:00	14.571	311,841	25.652	0.012	5.497	On Peak Load
16/08/2023 13:00	14.572	311,330	27.181	0.012	5.580	On Peak Load
16/08/2023 14:00	14.642	313,990	27.111	0.012	5.480	On Peak Load
16/08/2023 15:00	14.615	328,724	25.907	0.012	5.332	On Peak Load
16/08/2023 16:00	14.631	324,681	29.236	0.011	5.277	On Peak Load
16/08/2023 17:00	14.638	329,488	29.553	0.011	5.241	On Peak Load
16/08/2023 18:00	14.662	328,388	26.729	0.011	5.857	On Peak Load
16/08/2023 19:00	14.650	325,524	27.479	0.011	6.138	On Peak Load
16/08/2023 20:00	14.645	329,869	30.695	0.011	5.917	On Peak Load

Site Name: [illegible]
Stack Name: [illegible]
Periodically: [illegible]

	Actual Operation Condition		Emission Concentration for Standardization Comparison			
Date & Time	O2	FLOW @ 1 ATM 25C	HRSG1_NOx@7%O2	HRSG1_SOx@7%O2	HRSG1_Dust (7%O2)	Remark
	%	m3/hr	ppm	ppm	mg/m3	
16/08/2023 21:00	14.665	326,670	29.040	0.013	5.816	On Peak Load
16/08/2023 22:00	14.637	327,493	27.395	0.017	5.949	On Peak Load
16/08/2023 23:00	Shutdown	Shutdown	Shutdown	Shutdown	Shutdown	Off Peak Load GT12 SD Half Block
17/08/2023 00:00	Shutdown	Shutdown	Shutdown	Shutdown	Shutdown	Off Peak Load GT12 SD Half Block
17/08/2023 01:00	Shutdown	Shutdown	Shutdown	Shutdown	Shutdown	Off Peak Load GT12 SD Half Block
17/08/2023 02:00	Shutdown	Shutdown	Shutdown	Shutdown	Shutdown	Off Peak Load GT12 SD Half Block
17/08/2023 03:00	Shutdown	Shutdown	Shutdown	Shutdown	Shutdown	Off Peak Load GT12 SD Half Block
17/08/2023 04:00	Shutdown	Shutdown	Shutdown	Shutdown	Shutdown	Off Peak Load GT12 SD Half Block
17/08/2023 05:00	Shutdown	Shutdown	Shutdown	Shutdown	Shutdown	Off Peak Load GT12 SD Half Block
17/08/2023 06:00	Shutdown	Shutdown	Shutdown	Shutdown	Shutdown	Off Peak Load GT12 SD Half Block
17/08/2023 07:00	Shutdown	Shutdown	Shutdown	Shutdown	Shutdown	Off Peak Load GT12 SD Half Block
17/08/2023 08:00	Shutdown	Shutdown	Shutdown	Shutdown	Shutdown	Off Peak Load GT12 SD Half Block
17/08/2023 09:00	Shutdown	Shutdown	Shutdown	Shutdown	Shutdown	Off Peak Load GT12 SD Half Block
17/08/2023 10:00	Shutdown	Shutdown	Shutdown	Shutdown	Shutdown	Off Peak Load GT12 SD Half Block
17/08/2023 11:00	14.617	338,308	27.298	0.009	5.672	On Peak Load
17/08/2023 12:00	14.656	320,885	28.058	0.007	5.685	On Peak Load
17/08/2023 13:00	14.687	325,961	30.106	0.006	5.501	On Peak Load
17/08/2023 14:00	14.712	330,580	29.861	0.007	5.845	On Peak Load
17/08/2023 15:00	14.718	323,392	30.156	0.008	5.537	On Peak Load
17/08/2023 16:00	14.698	338,245	31.254	0.009	5.725	On Peak Load
17/08/2023 17:00	14.638	328,801	27.156	0.010	5.412	On Peak Load
17/08/2023 18:00	14.685	333,676	28.625	0.011	5.595	On Peak Load
17/08/2023 19:00	14.645	330,565	28.078	0.011	5.987	On Peak Load
17/08/2023 20:00	14.610	332,151	28.124	0.012	6.110	On Peak Load
17/08/2023 21:00	14.624	336,272	27.613	0.013	6.089	On Peak Load
17/08/2023 22:00	14.624	334,720	28.990	0.013	6.015	On Peak Load
17/08/2023 23:00	Shutdown	Shutdown	Shutdown	Shutdown	Shutdown	Off Peak Load GT12 SD Half Block
18/08/2023 00:00	Shutdown	Shutdown	Shutdown	Shutdown	Shutdown	Off Peak Load GT12 SD Half Block
18/08/2023 01:00	Shutdown	Shutdown	Shutdown	Shutdown	Shutdown	Off Peak Load GT12 SD Half Block
18/08/2023 02:00	Shutdown	Shutdown	Shutdown	Shutdown	Shutdown	Off Peak Load GT12 SD Half Block
18/08/2023 03:00	Shutdown	Shutdown	Shutdown	Shutdown	Shutdown	Off Peak Load GT12 SD Half Block
18/08/2023 04:00	Shutdown	Shutdown	Shutdown	Shutdown	Shutdown	Off Peak Load GT12 SD Half Block
18/08/2023 05:00	Shutdown	Shutdown	Shutdown	Shutdown	Shutdown	Off Peak Load GT12 SD Half Block
18/08/2023 06:00	Shutdown	Shutdown	Shutdown	Shutdown	Shutdown	Off Peak Load GT12 SD Half Block
18/08/2023 07:00	Shutdown	Shutdown	Shutdown	Shutdown	Shutdown	Off Peak Load GT12 SD Half Block
18/08/2023 08:00	Shutdown	Shutdown	Shutdown	Shutdown	Shutdown	Off Peak Load GT12 SD Half Block
18/08/2023 09:00	Shutdown	Shutdown	Shutdown	Shutdown	Shutdown	Off Peak Load GT12 SD Half Block
18/08/2023 10:00	Shutdown	Shutdown	Shutdown	Shutdown	Shutdown	Off Peak Load GT12 SD Half Block
18/08/2023 11:00	14.624	333,893	27.120	0.017	5.697	On Peak Load
18/08/2023 12:00	14.676	344,838	30.534	0.017	5.667	On Peak Load
18/08/2023 13:00	14.695	389,241	29.705	0.016	5.539	On Peak Load
18/08/2023 14:00	14.717	340,318	28.674	0.016	5.611	On Peak Load
18/08/2023 15:00	14.725	365,450	29.831	0.015	5.488	On Peak Load
18/08/2023 16:00	14.708	362,568	31.222	0.015	5.529	On Peak Load
18/08/2023 17:00	14.740	331,028	29.478	0.014	5.540	On Peak Load
18/08/2023 18:00	14.688	336,808	30.742	0.014	5.410	On Peak Load
18/08/2023 19:00	14.637	325,635	28.302	0.013	5.775	On Peak Load
18/08/2023 20:00	14.637	326,597	28.121	0.013	5.740	On Peak Load
18/08/2023 21:00	14.636	319,533	29.715	0.013	6.095	On Peak Load
18/08/2023 22:00	14.625	318,143	27.717	0.013	5.807	On Peak Load
18/08/2023 23:00	14.560	321,390	26.131	0.012	5.898	On Peak Load
19/08/2023 00:00	14.664	374,531	32.736	0.012	6.739	Off Peak Load
19/08/2023 01:00	14.695	359,383	27.818	0.012	5.488	Off Peak Load GT11 SD Half Block
19/08/2023 02:00	14.641	355,408	27.286	0.012	5.827	Off Peak Load GT11 SD Half Block
19/08/2023 03:00	14.613	355,901	30.505	0.012	5.981	Off Peak Load GT11 SD Half Block
19/08/2023 04:00	14.619	357,399	28.516	0.012	6.021	Off Peak Load GT11 SD Half Block
19/08/2023 05:00	14.624	354,599	28.022	0.012	5.989	Off Peak Load GT11 SD Half Block
19/08/2023 06:00	14.624	358,120	26.821	0.012	5.962	Off Peak Load GT11 SD Half Block
19/08/2023 07:00	14.669	357,817	27.623	0.012	5.788	Off Peak Load GT11 SD Half Block
19/08/2023 08:00	14.700	361,443	28.597	0.012	6.006	Off Peak Load GT11 SD Half Block
19/08/2023 09:00	14.732	360,514	29.386	0.012	5.767	Off Peak Load GT11 SD Half Block
19/08/2023 10:00	14.808	359,721	36.339	0.012	6.070	Off Peak Load
19/08/2023 11:00	14.689	366,494	28.804	0.012	5.686	On Peak Load
19/08/2023 12:00	14.705	352,417	28.576	0.012	5.761	On Peak Load
19/08/2023 13:00	14.710	342,831	29.301	0.012	5.377	On Peak Load
19/08/2023 14:00	14.706	371,392	30.193	0.012	5.413	On Peak Load
19/08/2023 15:00	14.691	352,839	27.956	0.012	5.794	On Peak Load
19/08/2023 16:00	14.738	360,042	30.296	0.012	5.596	On Peak Load
19/08/2023 17:00	14.735	329,384	30.153	0.012	5.338	On Peak Load
19/08/2023 18:00	14.721	335,151	27.393	0.013	4.802	On Peak Load
19/08/2023 19:00	14.667	323,579	28.215	0.014	5.925	On Peak Load
19/08/2023 20:00	14.610	312,524	26.587	0.016	5.636	On Peak Load
19/08/2023 21:00	14.573	316,699	26.294	0.017	5.622	On Peak Load
19/08/2023 22:00	14.566	321,318	24.415	0.019	5.908	On Peak Load
19/08/2023 23:00	Shutdown	Shutdown	Shutdown	Shutdown	Shutdown	Off Peak Load GT12 SD Half Block
20/08/2023 00:00	Shutdown	Shutdown	Shutdown	Shutdown	Shutdown	Off Peak Load GT12 SD Half Block

Site Name: [illegible]
Stack Name: [illegible]
Periodically: [illegible]

	Actual Operation Condition		Emission Concentration for Standardization Comparison			
Date & Time	O2	FLOW @1 ATM 25C	HRSG1_NOx@7%O2	HRSG1_SOx@7%O2	HRSG1_Dust (7%O2)	Remark
	%	m3/hr	ppm	ppm	mg/m3	
20/08/2023 01:00	Shutdown	Shutdown	Shutdown	Shutdown	Shutdown	Off Peak Load GT12 SD Half Block
20/08/2023 02:00	Shutdown	Shutdown	Shutdown	Shutdown	Shutdown	Off Peak Load GT12 SD Half Block
20/08/2023 03:00	Shutdown	Shutdown	Shutdown	Shutdown	Shutdown	Off Peak Load GT12 SD Half Block
20/08/2023 04:00	Shutdown	Shutdown	Shutdown	Shutdown	Shutdown	Off Peak Load GT12 SD Half Block
20/08/2023 05:00	Shutdown	Shutdown	Shutdown	Shutdown	Shutdown	Off Peak Load GT12 SD Half Block
20/08/2023 06:00	Shutdown	Shutdown	Shutdown	Shutdown	Shutdown	Off Peak Load GT12 SD Half Block
20/08/2023 07:00	Shutdown	Shutdown	Shutdown	Shutdown	Shutdown	Off Peak Load GT12 SD Half Block
20/08/2023 08:00	Shutdown	Shutdown	Shutdown	Shutdown	Shutdown	Off Peak Load GT12 SD Half Block
20/08/2023 09:00	Shutdown	Shutdown	Shutdown	Shutdown	Shutdown	Off Peak Load GT12 SD Half Block
20/08/2023 10:00	Shutdown	Shutdown	Shutdown	Shutdown	Shutdown	Off Peak Load GT12 SD Half Block
20/08/2023 11:00	Shutdown	Shutdown	Shutdown	Shutdown	Shutdown	Off Peak Load GT12 SD Half Block
20/08/2023 12:00	Shutdown	Shutdown	Shutdown	Shutdown	Shutdown	Off Peak Load GT12 SD Half Block
20/08/2023 13:00	Shutdown	Shutdown	Shutdown	Shutdown	Shutdown	Off Peak Load GT12 SD Half Block
20/08/2023 14:00	Shutdown	Shutdown	Shutdown	Shutdown	Shutdown	Off Peak Load GT12 SD Half Block
20/08/2023 15:00	Shutdown	Shutdown	Shutdown	Shutdown	Shutdown	Off Peak Load GT12 SD Half Block
20/08/2023 16:00	Shutdown	Shutdown	Shutdown	Shutdown	Shutdown	Off Peak Load GT12 SD Half Block
20/08/2023 17:00	Shutdown	Shutdown	Shutdown	Shutdown	Shutdown	Off Peak Load GT12 SD Half Block
20/08/2023 18:00	Shutdown	Shutdown	Shutdown	Shutdown	Shutdown	Off Peak Load GT12 SD Half Block
20/08/2023 19:00	14.517	315,539	25.822	0.008	5.743	On Peak Load
20/08/2023 20:00	14.554	318,689	25.690	0.009	5.754	On Peak Load
20/08/2023 21:00	14.528	317,289	24.998	0.009	5.715	On Peak Load
20/08/2023 22:00	14.525	317,677	27.563	0.010	5.191	On Peak Load
20/08/2023 23:00	14.590	298,929	22.323	0.011	5.080	Off Peak Load
21/08/2023 00:00	14.685	296,102	26.842	0.012	5.366	Off Peak Load
21/08/2023 01:00	14.693	294,258	28.919	0.012	4.285	Off Peak Load
21/08/2023 02:00	14.659	316,091	27.959	0.013	8.153	Off Peak Load
21/08/2023 03:00	14.682	292,735	31.975	0.013	6.455	Off Peak Load
21/08/2023 04:00	14.655	288,641	30.658	0.013	5.317	Off Peak Load
21/08/2023 05:00	14.654	292,944	29.972	0.013	6.674	Off Peak Load
21/08/2023 06:00	14.601	295,512	23.556	0.013	6.209	Off Peak Load
21/08/2023 07:00	14.628	296,707	23.807	0.013	6.754	Off Peak Load
21/08/2023 08:00	14.696	294,121	27.395	0.013	5.865	Off Peak Load
21/08/2023 09:00	14.609	304,065	21.986	0.013	6.669	Off Peak Load
21/08/2023 10:00	14.953	280,560	47.984	0.013	7.197	Off Peak Load
21/08/2023 11:00	14.571	322,353	26.215	0.013	6.372	On Peak Load
21/08/2023 12:00	14.578	328,439	23.814	0.012	6.470	On Peak Load
21/08/2023 13:00	14.624	325,412	27.669	0.012	6.716	On Peak Load
21/08/2023 14:00	14.624	323,389	0.000	0.012	1.938	On Peak Load
21/08/2023 15:00	14.648	321,153	34.280	1.834	7.047	On Peak Load
21/08/2023 16:00	14.615	323,836	31.450	1.449	6.573	On Peak Load
21/08/2023 17:00	14.589	324,284	33.562	1.483	7.143	On Peak Load
21/08/2023 18:00	14.559	318,264	32.599	1.434	7.177	On Peak Load
21/08/2023 19:00	14.544	319,231	30.343	1.310	7.899	On Peak Load
21/08/2023 20:00	14.517	317,185	32.190	1.397	8.165	On Peak Load
21/08/2023 21:00	14.557	317,295	33.071	1.368	7.895	On Peak Load
21/08/2023 22:00	14.564	322,586	32.977	1.317	7.617	On Peak Load
21/08/2023 23:00	14.932	280469.031	56.315	1.514	6.415	Off Peak Load
22/08/2023 00:00	14.559	299930.500	26.202	1.305	6.305	Off Peak Load
22/08/2023 01:00	14.572	295205.500	27.840	1.263	5.625	Off Peak Load
22/08/2023 02:00	14.590	300755.156	26.843	1.310	5.429	Off Peak Load
22/08/2023 03:00	14.583	301683.406	27.496	1.356	6.913	Off Peak Load
22/08/2023 04:00	14.562	297824.781	28.967	1.465	7.196	Off Peak Load
22/08/2023 05:00	14.595	297567.781	28.340	1.409	6.777	Off Peak Load
22/08/2023 06:00	14.619	301587.250	29.705	1.341	6.795	Off Peak Load
22/08/2023 07:00	14.580	303008.875	25.275	1.310	6.686	Off Peak Load
22/08/2023 08:00	14.626	298835.531	34.142	1.346	7.013	Off Peak Load
22/08/2023 09:00	14.682	300819.469	26.577	1.240	6.373	Off Peak Load
22/08/2023 10:00	14.989	276,460	54.121	1.380	7.618	Off Peak Load
22/08/2023 11:00	14.586	323,445	33.626	1.218	6.641	On Peak Load
22/08/2023 12:00	14.599	314,935	32.608	1.043	6.918	On Peak Load
22/08/2023 13:00	14.558	311,540	33.197	1.114	6.851	On Peak Load
22/08/2023 14:00	14.622	333,364	33.233	1.032	7.027	On Peak Load
22/08/2023 15:00	14.540	320,721	32.577	1.124	6.534	On Peak Load
22/08/2023 16:00	14.605	321,274	32.011	1.068	6.335	On Peak Load
22/08/2023 17:00	14.621	320,493	33.420	1.093	6.663	On Peak Load
22/08/2023 18:00	14.619	320,923	34.494	1.185	6.581	On Peak Load
22/08/2023 19:00	14.568	324,273	31.043	1.050	6.657	On Peak Load
22/08/2023 20:00	14.616	320,930	32.583	1.128	6.853	On Peak Load
22/08/2023 21:00	14.584	319,521	31.470	1.046	6.994	On Peak Load
22/08/2023 22:00	14.551	319,188	34.048	1.172	7.078	On Peak Load
22/08/2023 23:00	14.950	278,651	54.781	1.184	6.189	Off Peak Load
23/08/2023 00:00	14.569	305,407	27.351	1.093	5.583	Off Peak Load
23/08/2023 01:00	14.551	307,880	27.805	1.196	5.239	Off Peak Load
23/08/2023 02:00	14.527	312,942	29.219	1.321	5.662	Off Peak Load
23/08/2023 03:00	14.500	304,448	30.171	1.297	6.075	Off Peak Load
23/08/2023 04:00	14.590	305,699	29.837	1.297	5.785	Off Peak Load

Site Name: [illegible]
Stack Name: [illegible]
Periodically: [illegible]

	Actual Operation Condition		Emission Concentration for Standardization Comparison			
Date & Time	O2	FLOW @1 ATM 25C	HRSG1_NOx@7%O2	HRSG1_SOx@7%O2	HRSG1_Dust (7%O2)	Remark
	%	m3/hr	ppm	ppm	mg/m3	
23/08/2023 05:00	14.615	302,008	25.412	1.215	5.904	Off Peak Load
23/08/2023 06:00	14.618	297,508	26.215	1.121	6.098	Off Peak Load
23/08/2023 07:00	14.654	299,329	28.971	1.327	5.981	Off Peak Load
23/08/2023 08:00	14.687	299,408	34.404	1.176	5.780	Off Peak Load
23/08/2023 09:00	14.709	296,375	36.331	1.172	6.263	Off Peak Load
23/08/2023 10:00	15.086	273,653	55.304	1.099	6.454	Off Peak Load
23/08/2023 11:00	14.587	315,441	33.733	1.058	5.887	On Peak Load
23/08/2023 12:00	14.607	322,328	33.093	0.986	5.948	On Peak Load
23/08/2023 13:00	14.623	327,910	32.768	0.960	5.868	On Peak Load
23/08/2023 14:00	14.627	334,841	33.009	0.908	5.902	On Peak Load
23/08/2023 15:00	14.610	328,313	33.926	1.005	5.845	On Peak Load
23/08/2023 16:00	14.605	323,368	32.230	1.008	5.846	On Peak Load
23/08/2023 17:00	14.576	325,765	32.216	0.980	6.206	On Peak Load
23/08/2023 18:00	14.610	333,576	32.704	1.007	6.005	On Peak Load
23/08/2023 19:00	14.599	327,467	33.604	1.114	6.021	On Peak Load
23/08/2023 20:00	14.600	328,210	30.339	0.926	5.909	On Peak Load
23/08/2023 21:00	14.597	327,443	33.730	1.132	6.127	On Peak Load
23/08/2023 22:00	14.580	329,122	30.616	0.998	8.677	On Peak Load
23/08/2023 23:00	14.883	284,557	34.948	1.114	6.852	Off Peak Load
24/08/2023 00:00	14.610	305,067	27.749	1.126	6.298	Off Peak Load
24/08/2023 01:00	14.587	301,793	25.597	0.985	5.707	Off Peak Load
24/08/2023 02:00	14.590	307,115	28.114	1.158	6.407	Off Peak Load
24/08/2023 03:00	14.602	299,697	23.673	0.959	5.771	Off Peak Load
24/08/2023 04:00	14.644	304,415	26.073	1.109	6.153	Off Peak Load
24/08/2023 05:00	14.662	302,867	28.601	1.095	6.333	Off Peak Load
24/08/2023 06:00	14.639	305,012	25.888	1.108	6.565	Off Peak Load
24/08/2023 07:00	14.637	298,850	30.096	1.198	6.905	Off Peak Load
24/08/2023 08:00	14.656	298,336	29.539	1.035	5.869	Off Peak Load
24/08/2023 09:00	14.647	298,567	30.756	1.012	5.668	Off Peak Load
24/08/2023 10:00	15.066	270,542	51.345	1.071	6.109	Off Peak Load
24/08/2023 11:00	14.558	317,386	29.545	0.887	5.836	On Peak Load
24/08/2023 12:00	14.607	321,626	32.220	1.031	5.450	On Peak Load
24/08/2023 13:00	14.608	325,539	32.330	0.883	5.799	On Peak Load
24/08/2023 14:00	14.636	326,301	32.480	0.887	5.722	On Peak Load
24/08/2023 15:00	14.560	315,579	32.322	0.905	5.688	On Peak Load
24/08/2023 16:00	14.626	325,219	32.046	0.835	5.407	On Peak Load
24/08/2023 17:00	14.589	320,022	29.916	0.823	5.921	On Peak Load
24/08/2023 18:00	14.611	324,308	32.110	0.853	6.515	On Peak Load
24/08/2023 19:00	14.600	321,623	32.602	0.881	6.388	On Peak Load
24/08/2023 20:00	14.594	326,083	34.541	1.066	6.447	On Peak Load
24/08/2023 21:00	14.575	318,035	32.975	0.884	5.981	On Peak Load
24/08/2023 22:00	14.581	321,737	35.376	1.038	6.379	On Peak Load
24/08/2023 23:00	14.986	276,891	57.629	1.109	6.922	Off Peak Load
25/08/2023 00:00	14.585	300,084	26.188	1.062	6.418	Off Peak Load
25/08/2023 01:00	14.562	305,141	28.979	1.096	5.719	Off Peak Load
25/08/2023 02:00	14.555	306,628	30.369	1.164	6.119	Off Peak Load
25/08/2023 03:00	14.608	303,480	30.459	1.267	5.983	Off Peak Load
25/08/2023 04:00	14.563	304,674	26.211	1.171	5.544	Off Peak Load
25/08/2023 05:00	14.591	303,373	32.337	1.168	6.044	Off Peak Load
25/08/2023 06:00	14.560	307,870	26.496	1.109	6.165	Off Peak Load
25/08/2023 07:00	14.638	306,531	28.548	1.157	6.493	Off Peak Load
25/08/2023 08:00	14.697	299,239	35.010	1.151	6.478	Off Peak Load
25/08/2023 09:00	14.671	304,981	28.212	1.067	6.402	Off Peak Load
25/08/2023 10:00	15.106	276,370	59.277	1.173	6.912	Off Peak Load
25/08/2023 11:00	14.647	323,179	31.765	0.859	6.424	On Peak Load
25/08/2023 12:00	14.667	326,053	34.096	0.929	6.214	On Peak Load
25/08/2023 13:00	14.675	328,908	33.852	0.906	6.157	On Peak Load
25/08/2023 14:00	14.643	333,094	35.580	0.892	6.612	On Peak Load
25/08/2023 15:00	14.605	319,293	31.639	0.804	6.053	On Peak Load
25/08/2023 16:00	14.668	327,311	33.518	0.808	6.042	On Peak Load
25/08/2023 17:00	14.596	322,823	31.670	0.812	5.820	On Peak Load
25/08/2023 18:00	14.585	323,398	30.993	0.801	6.473	On Peak Load
25/08/2023 19:00	14.575	326,731	32.324	0.866	6.506	On Peak Load
25/08/2023 20:00	14.577	325,379	33.271	0.925	6.750	On Peak Load
25/08/2023 21:00	14.601	328,463	31.075	0.825	6.236	On Peak Load
25/08/2023 22:00	14.557	312,418	32.267	0.908	11.555	On Peak Load
25/08/2023 23:00	14.904	275,758	57.953	1.092	6.571	Off Peak Load
26/08/2023 00:00	14.544	305,903	23.916	0.901	6.006	Off Peak Load
26/08/2023 01:00	14.587	307,032	26.480	0.959	5.439	Off Peak Load
26/08/2023 02:00	14.543	310,279	28.285	0.993	5.366	Off Peak Load
26/08/2023 03:00	14.572	308,688	27.806	1.011	5.404	Off Peak Load
26/08/2023 04:00	14.563	305,075	26.815	1.025	5.834	Off Peak Load
26/08/2023 05:00	14.598	304,657	25.972	1.038	7.442	Off Peak Load
26/08/2023 06:00	14.582	303,793	26.556	1.113	7.383	Off Peak Load
26/08/2023 07:00	14.654	302,336	29.707	1.061	7.006	Off Peak Load
26/08/2023 08:00	14.722	296,506	34.478	1.106	7.580	Off Peak Load

Site Name: [illegible]
Stack Name: [illegible]
Periodically: [illegible]

	Actual Operation Condition		Emission Concentration for Standardization Comparison			
Date & Time	O2	FLOW @1 ATM 25C	HRSG1_NOx@7%O2	HRSG1_SOx@7%O2	HRSG1_Dust (7%O2)	Remark
	%	m3/hr	ppm	ppm	mg/m3	
26/08/2023 09:00	14.655	303,586	26.631	0.998	7.732	Off Peak Load
26/08/2023 10:00	15.034	280,177	57.245	1.004	8.414	Off Peak Load
26/08/2023 11:00	14.594	320,569	31.658	0.836	7.523	On Peak Load
26/08/2023 12:00	14.614	330,946	34.455	0.911	7.191	On Peak Load
26/08/2023 13:00	14.657	342,129	33.362	0.919	7.054	On Peak Load
26/08/2023 14:00	14.657	345,285	32.925	0.866	7.191	On Peak Load
26/08/2023 15:00	14.650	341,810	34.632	0.919	7.243	On Peak Load
26/08/2023 16:00	14.673	337,810	32.986	0.816	7.071	On Peak Load
26/08/2023 17:00	14.618	337,395	34.297	0.947	6.999	On Peak Load
26/08/2023 18:00	14.615	326,883	33.241	0.846	7.118	On Peak Load
26/08/2023 19:00	14.602	323,745	34.488	0.947	7.671	On Peak Load
26/08/2023 20:00	14.599	321,424	32.380	0.799	7.650	On Peak Load
26/08/2023 21:00	14.579	323,526	35.597	0.867	7.994	On Peak Load
26/08/2023 22:00	14.572	325,376	32.108	0.780	7.831	On Peak Load
26/08/2023 23:00	14.562	305,486	29.975	0.834	7.471	Off Peak Load
27/08/2023 00:00	14.639	301,628	29.684	0.921	7.671	Off Peak Load
27/08/2023 01:00	14.611	305,575	25.209	0.971	7.703	Off Peak Load
27/08/2023 02:00	14.590	300,020	27.433	1.049	7.548	Off Peak Load
27/08/2023 03:00	14.625	295,645	29.583	1.068	7.781	Off Peak Load
27/08/2023 04:00	14.666	300,475	34.931	1.090	8.228	Off Peak Load
27/08/2023 05:00	14.738	294,720	34.132	1.088	7.972	Off Peak Load
27/08/2023 06:00	14.644	297,973	34.989	1.102	8.100	Off Peak Load
27/08/2023 07:00	14.666	297,320	33.657	1.077	7.543	Off Peak Load
27/08/2023 08:00	14.808	296,550	33.796	1.227	8.191	Off Peak Load
27/08/2023 09:00	14.804	312,733	33.302	0.960	7.493	Off Peak Load
27/08/2023 10:00	14.797	303,944	35.269	0.981	7.739	Off Peak Load
27/08/2023 11:00	14.742	296,833	36.119	1.031	7.849	Off Peak Load
27/08/2023 12:00	14.858	308,141	36.948	0.956	7.659	Off Peak Load
27/08/2023 13:00	14.819	291,246	33.925	0.814	7.882	Off Peak Load
27/08/2023 14:00	14.841	325,296	34.539	1.000	7.675	Off Peak Load
27/08/2023 15:00	14.807	316,345	37.384	1.087	7.841	Off Peak Load
27/08/2023 16:00	14.819	295,465	35.219	0.967	7.667	Off Peak Load
27/08/2023 17:00	14.803	299,533	34.801	0.950	7.726	Off Peak Load
27/08/2023 18:00	14.767	297,640	34.168	0.789	7.580	Off Peak Load
27/08/2023 19:00	14.768	373,306	40.919	0.959	8.282	On Peak Load
27/08/2023 20:00	14.737	363,147	36.740	0.974	8.451	On Peak Load
27/08/2023 21:00	14.568	318,451	30.871	0.817	8.105	On Peak Load
27/08/2023 22:00	14.681	359,470	36.105	0.860	8.807	Off Peak Load
27/08/2023 23:00	14.699	365,552	36.204	1.028	8.390	Off Peak Load GT11 SD Half Block
28/08/2023 00:00	14.678	362,908	33.795	0.901	8.268	Off Peak Load GT11 SD Half Block
28/08/2023 01:00	14.675	362,328	35.597	1.089	8.291	Off Peak Load GT11 SD Half Block
28/08/2023 02:00	14.653	362,656	32.787	0.907	7.932	Off Peak Load GT11 SD Half Block
28/08/2023 03:00	14.663	354,810	34.827	0.994	8.054	Off Peak Load GT11 SD Half Block
28/08/2023 04:00	14.705	359,158	34.884	0.984	8.457	Off Peak Load GT11 SD Half Block
28/08/2023 05:00	14.719	358,656	35.196	0.957	8.557	Off Peak Load GT11 SD Half Block
28/08/2023 06:00	14.710	358,637	37.931	1.126	8.323	Off Peak Load GT11 SD Half Block
28/08/2023 07:00	14.671	362,449	33.764	1.003	8.533	Off Peak Load GT11 SD Half Block
28/08/2023 08:00	14.718	363,491	36.653	1.118	8.514	Off Peak Load GT11 SD Half Block
28/08/2023 09:00	14.719	365,397	37.833	0.981	8.331	Off Peak Load GT11 SD Half Block
28/08/2023 10:00	14.610	324,402	34.034	0.812	8.171	Off Peak Load
28/08/2023 11:00	14.605	318,660	33.486	0.897	7.901	On Peak Load
28/08/2023 12:00	14.662	337,741	33.725	0.928	8.047	On Peak Load
28/08/2023 13:00	14.694	332,329	33.044	0.950	7.990	On Peak Load
28/08/2023 14:00	14.715	331,542	35.097	1.041	7.858	On Peak Load
28/08/2023 15:00	14.697	347,080	35.248	1.016	8.150	On Peak Load
28/08/2023 16:00	14.672	324,837	31.566	1.015	7.642	On Peak Load
28/08/2023 17:00	14.659	348,659	34.906	1.020	7.650	On Peak Load
28/08/2023 18:00	14.634	323,640	31.072	0.869	7.814	On Peak Load
28/08/2023 19:00	14.553	316,500	30.326	0.869	8.141	On Peak Load
28/08/2023 20:00	14.558	311,325	27.996	0.778	8.306	On Peak Load
28/08/2023 21:00	14.561	318,902	31.529	0.929	8.339	On Peak Load
28/08/2023 22:00	14.571	319,339	31.505	0.913	8.478	On Peak Load
28/08/2023 23:00	Shutdown	Shutdown	Shutdown	Shutdown	Shutdown	Off Peak Load GT12 SD Half Block
29/08/2023 00:00	Shutdown	Shutdown	Shutdown	Shutdown	Shutdown	Off Peak Load GT12 SD Half Block
29/08/2023 01:00	Shutdown	Shutdown	Shutdown	Shutdown	Shutdown	Off Peak Load GT12 SD Half Block
29/08/2023 02:00	Shutdown	Shutdown	Shutdown	Shutdown	Shutdown	Off Peak Load GT12 SD Half Block
29/08/2023 03:00	Shutdown	Shutdown	Shutdown	Shutdown	Shutdown	Off Peak Load GT12 SD Half Block
29/08/2023 04:00	Shutdown	Shutdown	Shutdown	Shutdown	Shutdown	Off Peak Load GT12 SD Half Block
29/08/2023 05:00	Shutdown	Shutdown	Shutdown	Shutdown	Shutdown	Off Peak Load GT12 SD Half Block
29/08/2023 06:00	Shutdown	Shutdown	Shutdown	Shutdown	Shutdown	Off Peak Load GT12 SD Half Block
29/08/2023 07:00	Shutdown	Shutdown	Shutdown	Shutdown	Shutdown	Off Peak Load GT12 SD Half Block
29/08/2023 08:00	Shutdown	Shutdown	Shutdown	Shutdown	Shutdown	Off Peak Load GT12 SD Half Block
29/08/2023 09:00	Shutdown	Shutdown	Shutdown	Shutdown	Shutdown	Off Peak Load GT12 SD Half Block
29/08/2023 10:00	Shutdown	Shutdown	Shutdown	Shutdown	Shutdown	Off Peak Load GT12 SD Half Block
29/08/2023 11:00	14.612	321,250	31.665	0.800	8.471	On Peak Load
29/08/2023 12:00	14.627	325,360	31.285	0.689	8.529	On Peak Load

Site Name: [illegible]
Stack Name: [illegible]
Periodically: [illegible]

	Actual Operation Condition		Emission Concentration for Standardization Comparison			
Date & Time	O2	FLOW @1 ATM 25C	HRSG1_NOx@7%O2	HRSG1_SOx@7%O2	HRSG1_Dust (7%O2)	Remark
	%	m3/hr	ppm	ppm	mg/m3	
29/08/2023 13:00	14.625	323,926	33.536	0.806	7.862	On Peak Load
29/08/2023 14:00	14.671	338,166	33.377	0.898	8.148	On Peak Load
29/08/2023 15:00	14.673	337,410	33.143	0.805	8.102	On Peak Load
29/08/2023 16:00	14.654	319,261	32.792	0.788	8.093	On Peak Load
29/08/2023 17:00	14.660	327,421	36.213	0.936	8.452	On Peak Load
29/08/2023 18:00	14.584	317,253	32.249	0.798	8.291	On Peak Load
29/08/2023 19:00	14.580	323,658	34.068	0.921	8.321	On Peak Load
29/08/2023 20:00	14.579	319,296	31.137	0.817	8.233	On Peak Load
29/08/2023 21:00	14.582	317,371	30.001	0.768	8.409	On Peak Load
29/08/2023 22:00	14.594	327,982	33.421	0.970	8.806	On Peak Load
29/08/2023 23:00	14.711	365015.719	37.224	0.875	8.675	Off Peak Load GT11 SD Half Block
30/08/2023 00:00	14.695	358901.813	35.951	0.986	8.821	Off Peak Load GT11 SD Half Block
30/08/2023 01:00	14.719	356140.000	34.243	0.906	8.726	Off Peak Load GT11 SD Half Block
30/08/2023 02:00	14.718	360790.531	31.936	0.858	8.803	Off Peak Load GT11 SD Half Block
30/08/2023 03:00	14.715	364271.938	34.758	0.965	8.747	Off Peak Load GT11 SD Half Block
30/08/2023 04:00	14.713	358093.219	34.655	0.873	8.564	Off Peak Load GT11 SD Half Block
30/08/2023 05:00	14.682	367437.781	36.316	1.067	8.704	Off Peak Load GT11 SD Half Block
30/08/2023 06:00	14.647	354902.781	33.888	0.963	8.217	Off Peak Load GT11 SD Half Block
30/08/2023 07:00	14.651	363151.938	33.933	0.955	8.800	Off Peak Load GT11 SD Half Block
30/08/2023 08:00	14.718	360933.094	35.234	0.963	8.664	Off Peak Load GT11 SD Half Block
30/08/2023 09:00	14.748	360446.000	33.725	0.835	8.850	Off Peak Load GT11 SD Half Block
30/08/2023 10:00	14.614	336,151	32.354	0.792	8.432	Off Peak Load
30/08/2023 11:00	14.637	308,188	28.622	0.756	8.422	On Peak Load
30/08/2023 12:00	14.632	311,128	29.649	0.836	8.532	On Peak Load
30/08/2023 13:00	14.577	323,466	29.225	0.680	8.042	On Peak Load
30/08/2023 14:00	14.609	310,620	29.527	0.830	8.138	On Peak Load
30/08/2023 15:00	14.552	328,193	31.701	0.777	8.288	On Peak Load
30/08/2023 16:00	14.533	322,445	28.788	0.690	8.454	On Peak Load
30/08/2023 17:00	14.552	310,934	30.059	0.744	8.223	On Peak Load
30/08/2023 18:00	14.562	313,654	29.211	0.841	8.210	On Peak Load
30/08/2023 19:00	14.565	304,255	29.193	0.727	7.919	On Peak Load
30/08/2023 20:00	14.556	305,416	29.482	0.793	8.454	On Peak Load
30/08/2023 21:00	14.547	307,068	29.258	0.795	8.397	On Peak Load
30/08/2023 22:00	14.553	309,563	28.203	0.746	8.499	On Peak Load
30/08/2023 23:00	14.683	372,577	36.500	0.768	8.624	Off Peak Load GT11 SD Half Block
31/08/2023 00:00	14.672	364,275	34.398	0.866	8.632	Off Peak Load GT11 SD Half Block
31/08/2023 01:00	14.669	363,530	32.848	0.808	8.191	Off Peak Load GT11 SD Half Block
31/08/2023 02:00	14.685	362,939	36.577	1.061	8.428	Off Peak Load GT11 SD Half Block
31/08/2023 03:00	14.694	366,521	33.912	0.869	8.747	Off Peak Load GT11 SD Half Block
31/08/2023 04:00	14.703	367,110	35.752	1.056	8.746	Off Peak Load GT11 SD Half Block
31/08/2023 05:00	14.692	367,272	34.199	0.908	8.791	Off Peak Load GT11 SD Half Block
31/08/2023 06:00	14.673	359,605	35.751	0.918	8.832	Off Peak Load GT11 SD Half Block
31/08/2023 07:00	14.675	356,294	33.721	0.895	8.743	Off Peak Load GT11 SD Half Block
31/08/2023 08:00	14.681	361,881	35.079	0.863	8.932	Off Peak Load GT11 SD Half Block
31/08/2023 09:00	14.687	366,361	34.857	0.809	8.789	Off Peak Load GT11 SD Half Block
31/08/2023 10:00	14.709	375,751	36.864	0.794	9.096	Off Peak Load
31/08/2023 11:00	14.593	313,090	31.880	0.789	8.237	On Peak Load
31/08/2023 12:00	14.566	321,222	30.869	0.681	7.799	On Peak Load
31/08/2023 13:00	14.491	307,222	32.530	0.858	7.693	On Peak Load
31/08/2023 14:00	14.491	312,130	28.766	0.734	6.232	On Peak Load
31/08/2023 15:00	14.512	311,512	28.390	0.851	6.919	On Peak Load
31/08/2023 16:00	14.571	313,088	30.320	0.874	6.348	On Peak Load
31/08/2023 17:00	14.568	310,617	29.075	0.821	6.625	On Peak Load
31/08/2023 18:00	14.560	306,126	29.243	0.837	6.654	On Peak Load
31/08/2023 19:00	14.597	309,211	30.032	0.875	7.134	On Peak Load
31/08/2023 20:00	14.547	303,719	28.026	0.764	8.075	On Peak Load
31/08/2023 21:00	14.569	314,057	31.585	0.925	8.095	On Peak Load
31/08/2023 22:00	14.571	312,305	30.573	0.766	7.697	On Peak Load
31/08/2023 23:00	14.702	358141.219	38.011	0.799	8.570	Off Peak Load GT11 SD Half Block
Minimum	14.49	270.542	0.00	0.01	1.94	
Maximum	15.11	389.241	59.28	1.83	11.56	
Avg	14.66	323.348	29.82	0.39	6.34	
SUM						
[illegible]			[illegible]	[illegible]	[illegible]	

Site Name: [illegible]
Stack Name: [illegible]
Periodically: [illegible]

	Actual Operation Condition		Emission Concentration for Standardization Comparison			
Date & Time	O2	FLOW @1 ATM 25C	HRSG1_NOx@7%O2	HRSG1_SOx@7%O2	HRSG1_Dust (7%O2)	Remark
	%	m3/hr	ppm	ppm	mg/m3	
01/09/2023 00:00	Shutdown	Shutdown	Shutdown	Shutdown	Shutdown	Off Peak Load GT11 SD Half Block
01/09/2023 01:00	Shutdown	Shutdown	Shutdown	Shutdown	Shutdown	Off Peak Load GT11 SD Half Block
01/09/2023 02:00	Shutdown	Shutdown	Shutdown	Shutdown	Shutdown	Off Peak Load GT11 SD Half Block
01/09/2023 03:00	Shutdown	Shutdown	Shutdown	Shutdown	Shutdown	Off Peak Load GT11 SD Half Block
01/09/2023 04:00	Shutdown	Shutdown	Shutdown	Shutdown	Shutdown	Off Peak Load GT11 SD Half Block
01/09/2023 05:00	Shutdown	Shutdown	Shutdown	Shutdown	Shutdown	Off Peak Load GT11 SD Half Block
01/09/2023 06:00	Shutdown	Shutdown	Shutdown	Shutdown	Shutdown	Off Peak Load GT11 SD Half Block
01/09/2023 07:00	Shutdown	Shutdown	Shutdown	Shutdown	Shutdown	Off Peak Load GT11 SD Half Block
01/09/2023 08:00	Shutdown	Shutdown	Shutdown	Shutdown	Shutdown	Off Peak Load GT11 SD Half Block
01/09/2023 09:00	Shutdown	Shutdown	Shutdown	Shutdown	Shutdown	Off Peak Load GT11 SD Half Block
01/09/2023 10:00	Shutdown	Shutdown	Shutdown	Shutdown	Shutdown	Off Peak Load GT11 SD Half Block
01/09/2023 11:00	14.730	313,244	15.120	0.009	3.586	On Peak Load
01/09/2023 12:00	14.754	309,204	18.880	1.721	3.614	On Peak Load
01/09/2023 13:00	14.782	303,480	15.872	0.316	3.620	On Peak Load
01/09/2023 14:00	14.839	305,132	15.541	0.000	3.617	On Peak Load
01/09/2023 15:00	14.788	315,094	13.918	0.007	3.634	On Peak Load
01/09/2023 16:00	14.784	314,035	5.755	0.005	3.603	On Peak Load
01/09/2023 17:00	14.779	309,301	10.047	0.000	3.623	On Peak Load
01/09/2023 18:00	14.729	309,833	9.753	0.000	3.606	On Peak Load
01/09/2023 19:00	14.748	313,504	4.690	0.000	3.597	On Peak Load
01/09/2023 20:00	14.725	315,397	6.019	0.005	3.585	On Peak Load
01/09/2023 21:00	14.722	315,201	12.140	0.017	3.585	On Peak Load
01/09/2023 22:00	14.740	313,779	15.099	0.001	3.592	On Peak Load
01/09/2023 23:00	14.780	366,448	9.379	0.000	3.612	Off Peak Load GT12 SD Half Block
02/09/2023 00:00	14.852	362,378	11.076	0.005	3.683	Off Peak Load GT12 SD Half Block
02/09/2023 01:00	14.859	362,305	14.482	0.001	3.645	Off Peak Load GT12 SD Half Block
02/09/2023 02:00	14.859	361,420	21.288	0.002	3.671	Off Peak Load GT12 SD Half Block
02/09/2023 03:00	14.851	357,709	11.519	0.003	3.629	Off Peak Load GT12 SD Half Block
02/09/2023 04:00	14.851	359,263	13.201	0.009	3.660	Off Peak Load GT12 SD Half Block
02/09/2023 05:00	14.850	359,228	17.757	0.001	3.653	Off Peak Load GT12 SD Half Block
02/09/2023 06:00	14.848	360,441	4.549	0.001	3.652	Off Peak Load GT12 SD Half Block
02/09/2023 07:00	14.825	360,291	22.819	1.416	3.647	Off Peak Load GT12 SD Half Block
02/09/2023 08:00	14.840	358,363	4.661	0.002	3.659	Off Peak Load GT12 SD Half Block
02/09/2023 09:00	14.860	360,418	13.914	0.002	3.661	Off Peak Load GT12 SD Half Block
02/09/2023 10:00	14.868	364,059	14.804	0.009	3.644	Off Peak Load
02/09/2023 11:00	14.786	311,443	1.984	0.014	3.627	On Peak Load
02/09/2023 12:00	14.819	314,629	12.073	0.002	3.632	On Peak Load
02/09/2023 13:00	14.832	319,463	16.017	0.001	3.643	On Peak Load
02/09/2023 14:00	14.856	327,248	15.462	0.001	3.674	On Peak Load
02/09/2023 15:00	14.835	314,725	14.337	0.003	3.661	On Peak Load
02/09/2023 16:00	14.809	318,668	15.418	0.002	3.658	On Peak Load
02/09/2023 17:00	14.815	320,106	5.970	0.001	3.621	On Peak Load
02/09/2023 18:00	14.789	321,620	6.865	0.003	3.620	On Peak Load
02/09/2023 19:00	14.778	320,055	11.842	0.005	3.611	On Peak Load
02/09/2023 20:00	14.769	316,460	11.363	0.000	3.608	On Peak Load
02/09/2023 21:00	14.753	323,558	3.725	0.005	3.612	On Peak Load
02/09/2023 22:00	14.740	319,235	3.615	0.003	3.600	On Peak Load
02/09/2023 23:00	14.995	250174.891	30.298	0.001	3.760	Off Peak Load
03/09/2023 00:00	14.773	276221.281	11.417	0.001	3.613	Off Peak Load
03/09/2023 01:00	14.765	275153.969	16.452	0.000	3.618	Off Peak Load
03/09/2023 02:00	14.732	281956.500	11.820	0.003	3.571	Off Peak Load
03/09/2023 03:00	14.708	278978.531	0.003	0.005	3.585	Off Peak Load
03/09/2023 04:00	14.756	278715.563	15.704	0.120	3.612	Off Peak Load
03/09/2023 05:00	14.769	276373.969	3.222	0.004	3.585	Off Peak Load
03/09/2023 06:00	14.747	275869.844	16.532	0.006	3.604	Off Peak Load
03/09/2023 07:00	14.825	272823.688	12.170	0.008	3.606	Off Peak Load
03/09/2023 08:00	14.905	260890.453	27.338	0.000	3.694	Off Peak Load
03/09/2023 09:00	14.854	264021.188	24.762	0.001	3.669	Off Peak Load
03/09/2023 10:00	14.839	261,967	27.057	0.009	3.651	Off Peak Load
03/09/2023 11:00	14.904	260,450	28.304	0.006	3.686	Off Peak Load
03/09/2023 12:00	14.881	260,853	23.510	0.001	3.683	Off Peak Load
03/09/2023 13:00	14.952	257,379	32.968	0.000	3.743	Off Peak Load
03/09/2023 14:00	14.906	262,001	25.170	0.126	3.688	Off Peak Load
03/09/2023 15:00	14.928	261,824	24.634	0.008	3.692	Off Peak Load
03/09/2023 16:00	14.972	257,860	27.895	0.005	3.722	Off Peak Load
03/09/2023 17:00	14.857	259,957	22.806	0.006	3.655	Off Peak Load
03/09/2023 18:00	14.951	247,898	21.273	0.001	3.720	Off Peak Load
03/09/2023 19:00	14.671	307,061	16.066	0.000	3.564	On Peak Load
03/09/2023 20:00	14.730	312,120	12.165	0.000	3.583	On Peak Load
03/09/2023 21:00	14.727	315,482	11.673	0.001	3.597	On Peak Load
03/09/2023 22:00	14.829	364,371	21.475	1.277	3.667	Off Peak Load
03/09/2023 23:00	14.864	361737.969	19.185	0.000	3.656	Off Peak Load GT12 SD Half Block
04/09/2023 00:00	14.859	361194.750	9.064	0.001	3.643	Off Peak Load GT12 SD Half Block
04/09/2023 01:00	14.859	361971.063	5.311	0.000	3.636	Off Peak Load GT12 SD Half Block
04/09/2023 02:00	14.852	364794.844	18.905	0.001	3.656	Off Peak Load GT12 SD Half Block
04/09/2023 03:00	14.832	356842.375	13.872	0.001	3.656	Off Peak Load GT12 SD Half Block
04/09/2023 04:00	14.825	358255.781	16.687	0.008	3.643	Off Peak Load GT12 SD Half Block

Site Name: [illegible]
Stack Name: [illegible]
Periodically: [illegible]

	Actual Operation Condition		Emission Concentration for Standardization Comparison			
Date & Time	O2	FLOW @1 ATM 25C	HRSG1_NOx@7%O2	HRSG1_SOx@7%O2	HRSG1_Dust (7%O2)	Remark
	%	m3/hr	ppm	ppm	mg/m3	
04/09/2023 05:00	14.826	362319.031	12.018	0.000	3.668	Off Peak Load GT12 SD Half Block
04/09/2023 06:00	14.839	360397.313	14.923	0.002	3.660	Off Peak Load GT12 SD Half Block
04/09/2023 07:00	14.870	359912.656	6.129	0.005	3.662	Off Peak Load GT12 SD Half Block
04/09/2023 08:00	14.901	360723.313	9.141	0.000	3.671	Off Peak Load GT12 SD Half Block
04/09/2023 09:00	14.896	360339.750	18.408	0.000	3.685	Off Peak Load GT12 SD Half Block
04/09/2023 10:00	14.844	359,589	20.590	0.002	3.661	Off Peak Load
04/09/2023 11:00	14.783	316,011	4.784	0.003	3.599	On Peak Load
04/09/2023 12:00	14.792	301,356	13.157	0.005	3.614	On Peak Load
04/09/2023 13:00	14.771	303,454	6.885	0.007	3.632	On Peak Load
04/09/2023 14:00	14.818	311,209	8.465	0.001	3.649	On Peak Load
04/09/2023 15:00	14.799	311,157	6.788	0.000	3.612	On Peak Load
04/09/2023 16:00	14.764	311,589	16.989	0.000	3.615	On Peak Load
04/09/2023 17:00	14.715	307,116	5.758	0.000	3.610	On Peak Load
04/09/2023 18:00	14.787	311,923	9.751	0.000	3.615	On Peak Load
04/09/2023 19:00	14.805	321,246	5.217	0.000	3.600	On Peak Load
04/09/2023 20:00	14.813	321,591	6.867	0.000	3.624	On Peak Load
04/09/2023 21:00	14.798	325,218	4.213	0.002	3.608	On Peak Load
04/09/2023 22:00	14.803	320,902	11.956	0.006	3.600	On Peak Load
04/09/2023 23:00	14.998	249,714	36.247	0.002	3.761	Off Peak Load
05/09/2023 00:00	14.693	280,596	13.828	0.006	3.570	Off Peak Load
05/09/2023 01:00	14.709	281,568	0.025	0.003	3.562	Off Peak Load
05/09/2023 02:00	14.702	281,144	1.077	0.005	3.588	Off Peak Load
05/09/2023 03:00	14.732	283,978	12.089	0.002	3.574	Off Peak Load
05/09/2023 04:00	14.691	284,672	3.101	0.005	3.552	Off Peak Load
05/09/2023 05:00	14.731	282,949	2.403	0.004	3.551	Off Peak Load
05/09/2023 06:00	14.761	277,168	13.995	0.002	3.592	Off Peak Load
05/09/2023 07:00	14.763	278,925	21.639	analyzer fail	3.628	Off Peak Load
05/09/2023 08:00	14.782	279,595	20.953	analyzer fail	3.613	Off Peak Load
05/09/2023 09:00	14.795	285,269	21.851	analyzer fail	3.609	Off Peak Load
05/09/2023 10:00	15.140	239575.188	52.156	analyzer fail	3.881	Off Peak Load
05/09/2023 11:00	14.786	309160.188	25.280	analyzer fail	3.624	On Peak Load
05/09/2023 12:00	14.831	310719.625	23.293	analyzer fail	3.675	On Peak Load
05/09/2023 13:00	14.830	308422.719	24.371	analyzer fail	3.661	On Peak Load
05/09/2023 14:00	14.883	311878.031	25.132	analyzer fail	3.668	On Peak Load
05/09/2023 15:00	14.813	309742.188	18.857	2.879	3.665	On Peak Load
05/09/2023 16:00	14.854	317663.469	18.812	0.646	3.686	On Peak Load
05/09/2023 17:00	14.844	311335.781	17.294	0.095	3.638	On Peak Load
05/09/2023 18:00	14.841	317304.313	17.054	0.010	3.644	On Peak Load
05/09/2023 19:00	14.822	319,997	18.363	0.815	3.635	On Peak Load
05/09/2023 20:00	14.825	323,617	17.658	0.959	3.634	On Peak Load
05/09/2023 21:00	14.785	317,860	16.419	0.031	3.624	On Peak Load
05/09/2023 22:00	14.792	319,892	15.441	0.011	3.632	On Peak Load
05/09/2023 23:00	15.028	251752.313	39.652	0.003	3.781	Off Peak Load
06/09/2023 00:00	14.765	276520.781	11.132	0.002	3.602	Off Peak Load
06/09/2023 01:00	14.751	283432.031	13.546	0.991	3.616	Off Peak Load
06/09/2023 02:00	14.723	290976.031	13.876	0.830	3.595	Off Peak Load
06/09/2023 03:00	14.754	288297.875	12.190	0.001	3.625	Off Peak Load
06/09/2023 04:00	14.741	284645.031	12.305	0.002	3.594	Off Peak Load
06/09/2023 05:00	14.752	285614.969	13.382	0.367	3.603	Off Peak Load
06/09/2023 06:00	14.766	286043.281	10.905	0.000	3.626	Off Peak Load
06/09/2023 07:00	14.776	283243.219	12.508	1.238	3.600	Off Peak Load
06/09/2023 08:00	14.600	276258.219	18.929	0.903	3.651	Off Peak Load
06/09/2023 09:00	14.783	280397.688	14.167	0.145	3.635	Off Peak Load
06/09/2023 10:00	15.138	242,391	41.613	0.328	3.813	Off Peak Load
06/09/2023 11:00	14.756	315,340	15.988	0.687	3.625	On Peak Load
06/09/2023 12:00	14.821	311,251	16.715	0.708	3.600	On Peak Load
06/09/2023 13:00	14.861	310,199	15.047	0.002	3.685	On Peak Load
06/09/2023 14:00	14.895	316,717	16.475	0.409	3.669	On Peak Load
06/09/2023 15:00	14.898	313,207	13.888	0.002	3.679	On Peak Load
06/09/2023 16:00	14.912	322,674	17.114	0.220	3.697	On Peak Load
06/09/2023 17:00	14.849	318,299	16.344	0.561	3.644	On Peak Load
06/09/2023 18:00	14.820	318,095	14.198	0.009	3.634	On Peak Load
06/09/2023 19:00	14.802	318,060	14.339	0.010	3.610	On Peak Load
06/09/2023 20:00	14.813	319,500	15.335	0.003	3.631	On Peak Load
06/09/2023 21:00	14.835	370,350	20.670	0.002	3.662	On Peak Load
06/09/2023 22:00	14.771	320297.500	15.505	0.349	3.604	On Peak Load
06/09/2023 23:00	15.046	249430.844	41.441	0.006	3.790	Off Peak Load
07/09/2023 00:00	14.717	285184.719	11.592	0.016	3.577	Off Peak Load
07/09/2023 01:00	14.703	288079.125	10.571	0.003	3.589	Off Peak Load
07/09/2023 02:00	14.719	284603.063	10.466	0.005	3.594	Off Peak Load
07/09/2023 03:00	14.678	287695.250	10.567	0.011	3.573	Off Peak Load
07/09/2023 04:00	14.711	286680.219	11.871	1.318	3.577	Off Peak Load
07/09/2023 05:00	14.716	282959.250	9.162	0.012	3.563	Off Peak Load
07/09/2023 06:00	14.722	286320.219	9.976	0.000	3.584	Off Peak Load
07/09/2023 07:00	14.744	278460.000	12.714	1.254	3.610	Off Peak Load
07/09/2023 08:00	14.786	275463.688	17.522	0.719	3.627	Off Peak Load

Site Name: [illegible]
Stack Name: [illegible]
Periodically: [illegible]

	Actual Operation Condition		Emission Concentration for Standardization Comparison			
Date & Time	O2	FLOW @1 ATM 25C	HRSG1_NOx@7%O2	HRSG1_SOx@7%O2	HRSG1_Dust (7%O2)	Remark
	%	m3/hr	ppm	ppm	mg/m3	
07/09/2023 09:00	14.826	280108.438	10.975	0.041	3.626	Off Peak Load
07/09/2023 10:00	15.151	240,590	42.047	0.018	3.854	Off Peak Load
07/09/2023 11:00	14.698	312,555	13.108	0.004	3.586	On Peak Load
07/09/2023 12:00	14.757	311,384	15.383	0.956	3.580	On Peak Load
07/09/2023 13:00	14.760	319,338	13.614	0.017	3.608	On Peak Load
07/09/2023 14:00	14.816	305,492	14.311	0.006	3.646	On Peak Load
07/09/2023 15:00	14.867	320,922	15.224	0.169	3.654	On Peak Load
07/09/2023 16:00	14.848	318,670	14.434	0.017	3.666	On Peak Load
07/09/2023 17:00	14.854	321,631	15.559	0.001	3.655	On Peak Load
07/09/2023 18:00	14.798	326,705	13.699	0.006	3.632	On Peak Load
07/09/2023 19:00	14.791	319,832	13.455	0.005	3.610	On Peak Load
07/09/2023 20:00	14.794	321,560	14.149	0.001	3.609	On Peak Load
07/09/2023 21:00	14.760	276,372	15.631	0.485	3.607	On Peak Load
07/09/2023 22:00	14.778	323,517	12.107	0.005	3.600	On Peak Load
07/09/2023 23:00	14.985	251,100	37.026	0.928	3.769	Off Peak Load
08/09/2023 00:00	14.734	274,983	11.742	0.003	3.607	Off Peak Load
08/09/2023 01:00	14.742	278,985	11.956	1.027	3.606	Off Peak Load
08/09/2023 02:00	14.734	286,751	10.446	0.000	3.570	Off Peak Load
08/09/2023 03:00	14.727	283,021	11.014	1.202	3.581	Off Peak Load
08/09/2023 04:00	14.702	286,664	10.283	0.008	3.575	Off Peak Load
08/09/2023 05:00	14.759	281,234	11.070	0.995	3.601	Off Peak Load
08/09/2023 06:00	14.746	274,465	14.200	0.002	3.599	Off Peak Load
08/09/2023 07:00	14.733	280,584	9.199	0.003	3.594	Off Peak Load
08/09/2023 08:00	14.760	268,273	23.146	0.004	3.601	Off Peak Load
08/09/2023 09:00	14.738	277,433	14.324	0.005	3.587	Off Peak Load
08/09/2023 10:00	15.113	239,079	38.619	0.009	3.803	Off Peak Load
08/09/2023 11:00	14.789	315,671	12.246	0.004	3.617	On Peak Load
08/09/2023 12:00	14.797	313,173	14.488	0.506	3.612	On Peak Load
08/09/2023 13:00	14.838	313,207	13.760	0.009	3.663	On Peak Load
08/09/2023 14:00	14.888	316,711	14.271	0.001	3.690	On Peak Load
08/09/2023 15:00	14.893	315,098	15.470	0.471	3.678	On Peak Load
08/09/2023 16:00	14.883	315,026	13.793	0.005	3.691	On Peak Load
08/09/2023 17:00	14.858	312,945	15.234	0.511	3.668	On Peak Load
08/09/2023 18:00	14.860	321,892	15.315	0.003	3.668	On Peak Load
08/09/2023 19:00	14.826	322,055	14.901	0.328	3.641	On Peak Load
08/09/2023 20:00	14.833	326,145	16.620	1.030	3.634	On Peak Load
08/09/2023 21:00	14.826	325,568	17.130	0.578	3.616	On Peak Load
08/09/2023 22:00	14.814	326,325	17.537	0.703	3.629	On Peak Load
08/09/2023 23:00	14.994	251,010	39.851	0.000	3.746	Off Peak Load
09/09/2023 00:00	14.725	278,486	13.323	0.001	3.590	Off Peak Load
09/09/2023 01:00	14.747	282,601	13.396	0.010	3.599	Off Peak Load
09/09/2023 02:00	14.732	280,271	14.287	0.302	3.587	Off Peak Load
09/09/2023 03:00	14.690	283,708	12.033	1.076	3.590	Off Peak Load
09/09/2023 04:00	14.693	284,633	12.279	1.381	3.573	Off Peak Load
09/09/2023 05:00	14.684	283,291	10.395	0.008	3.581	Off Peak Load
09/09/2023 06:00	14.725	277,038	12.045	0.007	3.582	Off Peak Load
09/09/2023 07:00	14.730	277,832	7.642	0.006	3.586	Off Peak Load
09/09/2023 08:00	14.812	266,319	14.345	0.005	3.666	Off Peak Load
09/09/2023 09:00	14.847	274,344	6.275	0.005	3.629	Off Peak Load
09/09/2023 10:00	15.068	242,804	28.389	0.004	3.754	Off Peak Load
09/09/2023 11:00	14.848	315,705	5.036	0.003	3.657	On Peak Load
09/09/2023 12:00	14.860	318,991	4.029	0.002	3.667	On Peak Load
09/09/2023 13:00	14.872	310,426	8.278	0.002	3.675	On Peak Load
09/09/2023 14:00	14.916	316,754	0.000	0.002	3.657	On Peak Load
09/09/2023 15:00	14.832	325,455	0.550	0.002	3.657	On Peak Load
09/09/2023 16:00	14.935	327,549	4.965	0.002	3.714	On Peak Load
09/09/2023 17:00	14.819	325,578	7.912	0.002	3.656	On Peak Load
09/09/2023 18:00	14.758	317,879	3.566	0.002	3.591	On Peak Load
09/09/2023 19:00	14.747	321,446	0.022	0.002	3.587	On Peak Load
09/09/2023 20:00	14.745	321,453	7.068	0.002	3.617	On Peak Load
09/09/2023 21:00	14.789	323,064	0.000	0.002	3.623	On Peak Load
09/09/2023 22:00	14.746	324,856	0.021	0.001	3.616	On Peak Load
09/09/2023 23:00	15.005	249,938	20.226	0.001	3.770	Off Peak Load
10/09/2023 00:00	14.754	275,718	0.006	0.000	3.598	Off Peak Load
10/09/2023 01:00	14.712	285,279	0.017	0.000	3.561	Off Peak Load
10/09/2023 02:00	14.736	280,685	0.009	0.000	3.584	Off Peak Load
10/09/2023 03:00	14.736	283,564	1.516	0.000	3.563	Off Peak Load
10/09/2023 04:00	14.769	280,397	0.007	0.000	3.583	Off Peak Load
10/09/2023 05:00	14.804	273,279	6.187	0.000	3.601	Off Peak Load
10/09/2023 06:00	14.812	270,953	14.375	0.230	3.614	Off Peak Load
10/09/2023 07:00	14.845	272,139	18.871	0.006	3.633	Off Peak Load
10/09/2023 08:00	14.858	268,280	20.464	0.011	3.646	Off Peak Load
10/09/2023 09:00	14.892	265,163	24.422	0.463	3.664	Off Peak Load
10/09/2023 10:00	14.940	267,412	28.069	0.553	3.684	Off Peak Load
10/09/2023 11:00	14.937	264,365	26.825	0.008	3.697	Off Peak Load
10/09/2023 12:00	14.969	263,976	28.113	0.007	3.722	Off Peak Load

Site Name: [illegible]
Stack Name: [illegible]
Periodically: [illegible]

	Actual Operation Condition		Emission Concentration for Standardization Comparison			
Date & Time	O2	FLOW @1 ATM 25C	HRSG1_NOx@7%O2	HRSG1_SOx@7%O2	HRSG1_Dust (7%O2)	Remark
	%	m3/hr	ppm	ppm	mg/m3	
10/09/2023 13:00	14.917	265,898	26.539	0.001	3.687	Off Peak Load
10/09/2023 14:00	14.921	264,790	25.769	0.000	3.696	Off Peak Load
10/09/2023 15:00	14.889	266,937	27.320	0.679	3.689	Off Peak Load
10/09/2023 16:00	14.855	269,820	24.281	0.954	3.662	Off Peak Load
10/09/2023 17:00	14.852	268,645	21.740	0.003	3.617	Off Peak Load
10/09/2023 18:00	14.942	254,761	33.663	0.005	3.720	Off Peak Load
10/09/2023 19:00	14.736	325,191	14.807	0.000	3.604	On Peak Load
10/09/2023 20:00	14.764	321,713	15.843	0.017	3.619	On Peak Load
10/09/2023 21:00	14.812	325,703	16.602	0.003	3.633	On Peak Load
10/09/2023 22:00	14.764	366,848	22.719	0.005	3.634	Off Peak Load
10/09/2023 23:00	14.894	361,891	18.336	0.011	3.685	Off Peak Load GT12 SD Half Block
11/09/2023 00:00	14.893	361,993	17.878	0.003	3.684	Off Peak Load GT12 SD Half Block
11/09/2023 01:00	14.891	358,311	19.961	1.154	3.688	Off Peak Load GT12 SD Half Block
11/09/2023 02:00	14.889	358,573	18.128	0.001	3.701	Off Peak Load GT12 SD Half Block
11/09/2023 03:00	14.889	362,158	17.307	0.007	3.666	Off Peak Load GT12 SD Half Block
11/09/2023 04:00	14.899	356,295	17.262	0.013	3.685	Off Peak Load GT12 SD Half Block
11/09/2023 05:00	14.910	360,220	18.843	1.142	3.691	Off Peak Load GT12 SD Half Block
11/09/2023 06:00	14.921	356,203	17.471	0.007	3.690	Off Peak Load GT12 SD Half Block
11/09/2023 07:00	14.931	361,440	18.356	0.897	3.692	Off Peak Load GT12 SD Half Block
11/09/2023 08:00	14.942	357,123	17.995	0.000	3.701	Off Peak Load GT12 SD Half Block
11/09/2023 09:00	14.917	361,042	18.183	0.012	3.696	Off Peak Load GT12 SD Half Block
11/09/2023 10:00	14.907	366,519	21.554	0.007	3.668	Off Peak Load
11/09/2023 11:00	14.834	319,543	16.846	0.005	3.676	On Peak Load
11/09/2023 12:00	14.835	307,715	17.943	0.699	3.646	On Peak Load
11/09/2023 13:00	14.842	317,600	16.878	0.002	3.650	On Peak Load
11/09/2023 14:00	14.852	318,668	18.850	0.386	3.653	On Peak Load
11/09/2023 15:00	14.822	316,360	16.467	0.005	3.655	On Peak Load
11/09/2023 16:00	14.828	321,161	18.391	0.748	3.667	On Peak Load
11/09/2023 17:00	14.794	327,242	18.622	0.899	3.643	On Peak Load
11/09/2023 18:00	14.851	328,926	18.548	0.406	3.650	On Peak Load
11/09/2023 19:00	14.846	331,680	18.921	1.066	3.650	On Peak Load
11/09/2023 20:00	14.856	330,003	18.675	0.728	3.666	On Peak Load
11/09/2023 21:00	14.856	341,227	19.539	1.154	3.669	On Peak Load
11/09/2023 22:00	14.850	338,755	18.799	1.087	3.670	On Peak Load
11/09/2023 23:00	Shutdown	Shutdown	Shutdown	Shutdown	Shutdown	Off Peak Load GT11 SD Half Block
12/09/2023 00:00	Shutdown	Shutdown	Shutdown	Shutdown	Shutdown	Off Peak Load GT11 SD Half Block
12/09/2023 01:00	Shutdown	Shutdown	Shutdown	Shutdown	Shutdown	Off Peak Load GT11 SD Half Block
12/09/2023 02:00	Shutdown	Shutdown	Shutdown	Shutdown	Shutdown	Off Peak Load GT11 SD Half Block
12/09/2023 03:00	Shutdown	Shutdown	Shutdown	Shutdown	Shutdown	Off Peak Load GT11 SD Half Block
12/09/2023 04:00	Shutdown	Shutdown	Shutdown	Shutdown	Shutdown	Off Peak Load GT11 SD Half Block
12/09/2023 05:00	Shutdown	Shutdown	Shutdown	Shutdown	Shutdown	Off Peak Load GT11 SD Half Block
12/09/2023 06:00	Shutdown	Shutdown	Shutdown	Shutdown	Shutdown	Off Peak Load GT11 SD Half Block
12/09/2023 07:00	Shutdown	Shutdown	Shutdown	Shutdown	Shutdown	Off Peak Load GT11 SD Half Block
12/09/2023 08:00	Shutdown	Shutdown	Shutdown	Shutdown	Shutdown	Off Peak Load GT11 SD Half Block
12/09/2023 09:00	Shutdown	Shutdown	Shutdown	Shutdown	Shutdown	Off Peak Load GT11 SD Half Block
12/09/2023 10:00	Shutdown	Shutdown	Shutdown	Shutdown	Shutdown	Off Peak Load GT11 SD Half Block
12/09/2023 11:00	14.827	323,448	17.576	0.276	3.656	On Peak Load
12/09/2023 12:00	14.852	305,187	18.009	0.745	3.627	On Peak Load
12/09/2023 13:00	14.900	320,684	17.311	0.002	3.678	On Peak Load
12/09/2023 14:00	14.909	324,531	19.547	0.532	3.693	On Peak Load
12/09/2023 15:00	14.855	317,126	18.139	0.014	3.670	On Peak Load
12/09/2023 16:00	14.849	322,039	17.377	0.389	3.662	On Peak Load
12/09/2023 17:00	14.847	323,299	16.627	0.002	3.644	On Peak Load
12/09/2023 18:00	14.856	330,909	16.862	0.001	3.672	On Peak Load
12/09/2023 19:00	14.822	326,308	17.027	0.014	3.628	On Peak Load
12/09/2023 20:00	14.842	329,700	16.795	0.002	3.643	On Peak Load
12/09/2023 21:00	14.831	332,419	16.486	0.162	3.661	On Peak Load
12/09/2023 22:00	14.868	339,763	17.080	0.965	3.651	On Peak Load
12/09/2023 23:00	14.865	369,403	20.510	0.215	3.663	Off Peak Load GT12 SD Half Block
13/09/2023 00:00	14.911	361,810	17.899	0.002	3.694	Off Peak Load GT12 SD Half Block
13/09/2023 01:00	14.903	363,129	17.542	0.001	3.695	Off Peak Load GT12 SD Half Block
13/09/2023 02:00	14.895	359,052	18.237	0.324	3.690	Off Peak Load GT12 SD Half Block
13/09/2023 03:00	14.888	360,171	17.623	0.002	3.676	Off Peak Load GT12 SD Half Block
13/09/2023 04:00	14.898	356,247	17.928	0.528	3.696	Off Peak Load GT12 SD Half Block
13/09/2023 05:00	14.911	359,317	17.614	0.506	3.687	Off Peak Load GT12 SD Half Block
13/09/2023 06:00	14.920	358,200	17.500	0.312	3.698	Off Peak Load GT12 SD Half Block
13/09/2023 07:00	14.926	358,288	17.967	0.402	3.702	Off Peak Load GT12 SD Half Block
13/09/2023 08:00	14.936	361,741	17.918	0.359	3.710	Off Peak Load GT12 SD Half Block
13/09/2023 09:00	14.963	365,768	18.608	0.335	3.732	Off Peak Load GT12 SD Half Block
13/09/2023 10:00	14.926	364,286	20.673	0.183	3.695	Off Peak Load
13/09/2023 11:00	14.882	324,481	17.026	0.021	3.667	On Peak Load
13/09/2023 12:00	14.892	319,435	16.766	0.010	3.694	On Peak Load
13/09/2023 13:00	14.891	315,319	16.717	0.007	3.668	On Peak Load
13/09/2023 14:00	14.899	324,991	17.114	0.002	3.694	On Peak Load
13/09/2023 15:00	14.876	329,703	17.154	0.000	3.680	On Peak Load
13/09/2023 16:00	14.859	325,049	16.759	0.008	3.672	On Peak Load

Site Name: [illegible]
Stack Name: [illegible]
Periodically: [illegible]

	Actual Operation Condition		Emission Concentration for Standardization Comparison			
Date & Time	O2	FLOW @1 ATM 25C	HRSG1_NOx@7%O2	HRSG1_SOx@7%O2	HRSG1_Dust (7%O2)	Remark
	%	m3/hr	ppm	ppm	mg/m3	
13/09/2023 17:00	14.867	323,615	17.342	0.000	3.653	On Peak Load
13/09/2023 18:00	14.881	337,917	17.006	0.006	3.668	On Peak Load
13/09/2023 19:00	14.842	329,621	16.914	0.000	3.632	On Peak Load
13/09/2023 20:00	14.854	331,917	16.585	0.002	3.667	On Peak Load
13/09/2023 21:00	14.829	333,650	16.730	0.000	3.652	On Peak Load
13/09/2023 22:00	14.823	337,799	15.545	0.002	3.653	On Peak Load
13/09/2023 23:00	14.861	368,639	19.235	0.000	3.633	Off Peak Load GT12 SD Half Block
14/09/2023 00:00	14.871	354,339	17.070	1.010	3.665	Off Peak Load GT12 SD Half Block
14/09/2023 01:00	14.856	357,629	15.441	0.011	3.646	Off Peak Load GT12 SD Half Block
14/09/2023 02:00	14.866	358,294	16.133	0.276	3.632	Off Peak Load GT12 SD Half Block
14/09/2023 03:00	14.870	356,774	16.556	0.663	3.669	Off Peak Load GT12 SD Half Block
14/09/2023 04:00	14.863	359,467	16.740	0.588	3.669	Off Peak Load GT12 SD Half Block
14/09/2023 05:00	14.856	358,863	17.130	0.471	3.673	Off Peak Load GT12 SD Half Block
14/09/2023 06:00	14.849	358,225	17.143	0.603	3.645	Off Peak Load GT12 SD Half Block
14/09/2023 07:00	14.842	356,281	17.536	0.526	3.674	Off Peak Load GT12 SD Half Block
14/09/2023 08:00	14.859	358,232	16.219	0.012	3.667	Off Peak Load GT12 SD Half Block
14/09/2023 09:00	14.886	360,312	18.869	0.954	3.699	Off Peak Load GT12 SD Half Block
14/09/2023 10:00	14.937	366,328	21.365	0.566	3.705	Off Peak Load
14/09/2023 11:00	14.884	325,526	17.048	0.367	3.695	On Peak Load
14/09/2023 12:00	14.870	327,516	15.770	0.007	3.691	On Peak Load
14/09/2023 13:00	14.900	325,342	16.406	0.007	3.678	On Peak Load
14/09/2023 14:00	14.917	331,623	17.293	0.003	3.721	On Peak Load
14/09/2023 15:00	14.922	333,910	16.849	0.010	3.692	On Peak Load
14/09/2023 16:00	14.879	329,600	16.794	0.006	3.647	On Peak Load
14/09/2023 17:00	14.850	327,423	16.108	0.007	3.658	On Peak Load
14/09/2023 18:00	14.848	343,241	17.881	0.563	3.644	On Peak Load
14/09/2023 19:00	14.786	331,324	17.070	0.069	3.630	On Peak Load
14/09/2023 20:00	14.797	331,791	16.167	0.008	3.627	On Peak Load
14/09/2023 21:00	14.803	333,755	17.258	0.396	3.631	On Peak Load
14/09/2023 22:00	14.792	336,840	16.022	0.014	3.621	On Peak Load
14/09/2023 23:00	14.822	374673.156	21.042	0.441	3.645	Off Peak Load GT12 SD Half Block
15/09/2023 00:00	14.829	355944.188	17.516	0.582	3.654	Off Peak Load GT12 SD Half Block
15/09/2023 01:00	14.833	354514.094	16.271	0.003	3.629	Off Peak Load GT12 SD Half Block
15/09/2023 02:00	14.837	354279.781	16.485	0.451	3.639	Off Peak Load GT12 SD Half Block
15/09/2023 03:00	14.841	354889.969	16.923	0.938	3.629	Off Peak Load GT12 SD Half Block
15/09/2023 04:00	14.845	356138.000	15.714	0.166	3.672	Off Peak Load GT12 SD Half Block
15/09/2023 05:00	14.848	358369.188	17.336	1.134	3.665	Off Peak Load GT12 SD Half Block
15/09/2023 06:00	14.852	358397.094	15.983	0.000	3.660	Off Peak Load GT12 SD Half Block
15/09/2023 07:00	14.856	356092.906	16.061	0.329	3.663	Off Peak Load GT12 SD Half Block
15/09/2023 08:00	14.864	355665.844	14.502	0.000	3.665	Off Peak Load GT12 SD Half Block
15/09/2023 09:00	14.872	354727.594	15.875	0.000	3.679	Off Peak Load GT12 SD Half Block
15/09/2023 10:00	14.877	370,605	20.107	0.179	3.677	Off Peak Load
15/09/2023 11:00	14.824	326,842	15.409	0.015	3.642	On Peak Load
15/09/2023 12:00	14.853	323,387	15.314	0.108	3.655	On Peak Load
15/09/2023 13:00	14.837	321,232	16.060	0.149	3.643	On Peak Load
15/09/2023 14:00	14.883	317,240	16.170	0.198	3.613	On Peak Load
15/09/2023 15:00	14.836	323,583	16.529	0.015	3.651	On Peak Load
15/09/2023 16:00	14.833	325,764	16.712	0.008	3.646	On Peak Load
15/09/2023 17:00	14.787	319,414	16.830	0.098	3.604	On Peak Load
15/09/2023 18:00	14.796	323,104	16.941	0.582	3.609	On Peak Load
15/09/2023 19:00	14.791	324,083	17.555	0.299	3.630	On Peak Load
15/09/2023 20:00	14.799	323,439	15.553	0.011	3.610	On Peak Load
15/09/2023 21:00	14.816	329,900	16.020	0.355	3.638	On Peak Load
15/09/2023 22:00	14.819	334,534	16.061	0.344	3.624	On Peak Load
15/09/2023 23:00	14.847	370,683	20.147	0.005	3.664	Off Peak Load GT12 SD Half Block
16/09/2023 00:00	14.892	354,985	18.093	0.700	3.691	Off Peak Load GT12 SD Half Block
16/09/2023 01:00	14.887	357,191	17.469	0.006	3.687	Off Peak Load GT12 SD Half Block
16/09/2023 02:00	14.881	356,836	18.070	0.598	3.701	Off Peak Load GT12 SD Half Block
16/09/2023 03:00	14.875	356,869	18.549	0.943	3.682	Off Peak Load GT12 SD Half Block
16/09/2023 04:00	14.866	359,054	17.707	0.005	3.680	Off Peak Load GT12 SD Half Block
16/09/2023 05:00	14.857	356,221	17.968	1.074	3.652	Off Peak Load GT12 SD Half Block
16/09/2023 06:00	14.855	354,688	17.174	0.348	3.677	Off Peak Load GT12 SD Half Block
16/09/2023 07:00	14.854	356,225	17.148	0.742	3.636	Off Peak Load GT12 SD Half Block
16/09/2023 08:00	14.904	360,287	17.291	0.396	3.666	Off Peak Load GT12 SD Half Block
16/09/2023 09:00	14.922	362,013	17.495	0.175	3.691	Off Peak Load GT12 SD Half Block
16/09/2023 10:00	14.935	364,357	20.812	0.591	3.723	Off Peak Load
16/09/2023 11:00	14.894	325,805	16.447	0.130	3.669	On Peak Load
16/09/2023 12:00	14.867	312,396	15.274	0.004	3.663	On Peak Load
16/09/2023 13:00	14.907	332,883	16.831	0.006	3.708	On Peak Load
16/09/2023 14:00	14.870	333,688	17.416	0.012	3.684	On Peak Load
16/09/2023 15:00	14.839	325,676	17.742	0.107	3.655	On Peak Load
16/09/2023 16:00	14.861	330,592	17.315	0.005	3.683	On Peak Load
16/09/2023 17:00	14.860	323,627	17.171	0.005	3.678	On Peak Load
16/09/2023 18:00	14.864	325,972	17.076	0.005	3.658	On Peak Load
16/09/2023 19:00	14.850	323,610	17.061	0.117	3.646	On Peak Load
16/09/2023 20:00	14.823	328,710	17.155	0.072	3.646	On Peak Load

Site Name: [illegible]
Stack Name: [illegible]
Periodically: [illegible]

	Actual Operation Condition		Emission Concentration for Standardization Comparison			
Date & Time	O2	FLOW @1 ATM 25C	HRSG1_NOx@7%O2	HRSG1_SOx@7%O2	HRSG1_Dust (7%O2)	Remark
	%	m3/hr	ppm	ppm	mg/m3	
16/09/2023 21:00	14.835	328,439	16.670	0.008	3.639	On Peak Load
16/09/2023 22:00	14.844	323,521	17.134	0.006	3.619	On Peak Load
16/09/2023 23:00	14.859	366775.938	20.600	0.018	3.638	Off Peak Load GT12 SD Half Block
17/09/2023 00:00	14.905	356378.188	20.018	0.916	3.671	Off Peak Load GT12 SD Half Block
17/09/2023 01:00	14.902	357764.750	19.457	0.244	3.680	Off Peak Load GT12 SD Half Block
17/09/2023 02:00	14.898	358298.719	19.870	0.760	3.698	Off Peak Load GT12 SD Half Block
17/09/2023 03:00	14.894	356270.531	18.968	0.004	3.690	Off Peak Load GT12 SD Half Block
17/09/2023 04:00	14.890	356587.063	18.650	0.970	3.675	Off Peak Load GT12 SD Half Block
17/09/2023 05:00	14.886	357015.688	16.443	0.001	3.681	Off Peak Load GT12 SD Half Block
17/09/2023 06:00	14.882	358275.406	17.862	0.604	3.676	Off Peak Load GT12 SD Half Block
17/09/2023 07:00	14.878	356551.094	17.497	0.313	3.660	Off Peak Load GT12 SD Half Block
17/09/2023 08:00	14.885	357668.219	16.613	0.001	3.656	Off Peak Load GT12 SD Half Block
17/09/2023 09:00	14.896	356992.313	18.316	0.414	3.703	Off Peak Load GT12 SD Half Block
17/09/2023 10:00	14.910	356,206	18.675	0.278	3.696	Off Peak Load GT12 SD Half Block
17/09/2023 11:00	14.988	366,128	19.085	0.305	3.742	Off Peak Load GT12 SD Half Block
17/09/2023 12:00	14.939	360,264	20.058	0.011	3.694	Off Peak Load GT12 SD Half Block
17/09/2023 13:00	14.929	360,456	20.262	0.003	3.719	Off Peak Load GT12 SD Half Block
17/09/2023 14:00	14.925	362,213	20.916	0.002	3.725	Off Peak Load GT12 SD Half Block
17/09/2023 15:00	14.935	359,386	19.071	0.003	3.705	Off Peak Load GT12 SD Half Block
17/09/2023 16:00	14.920	361,445	19.747	0.011	3.707	Off Peak Load GT12 SD Half Block
17/09/2023 17:00	14.910	359,616	19.330	0.000	3.661	Off Peak Load GT12 SD Half Block
17/09/2023 18:00	14.890	332,394	17.763	0.003	3.662	Off Peak Load
17/09/2023 19:00	14.824	328,964	15.610	0.011	3.637	On Peak Load
17/09/2023 20:00	14.806	319,271	15.533	0.000	3.623	On Peak Load
17/09/2023 21:00	14.785	316,762	16.609	0.602	3.625	On Peak Load
17/09/2023 22:00	14.801	323,874	16.376	0.347	3.635	On Peak Load
17/09/2023 23:00	14.699	289,911	12.399	0.001	3.560	Off Peak Load
18/09/2023 00:00	14.688	283,568	12.867	0.317	3.553	Off Peak Load
18/09/2023 01:00	14.703	286,629	12.405	0.755	3.563	Off Peak Load
18/09/2023 02:00	14.682	287,362	13.018	0.077	3.552	Off Peak Load
18/09/2023 03:00	14.703	287,252	12.364	0.041	3.561	Off Peak Load
18/09/2023 04:00	14.686	287,187	11.974	0.344	3.579	Off Peak Load
18/09/2023 05:00	14.703	278,454	10.945	0.007	3.576	Off Peak Load
18/09/2023 06:00	14.701	285,956	11.720	0.864	3.581	Off Peak Load
18/09/2023 07:00	14.693	290,915	13.745	0.706	3.576	Off Peak Load
18/09/2023 08:00	14.654	296,861	12.359	0.001	3.562	Off Peak Load
18/09/2023 09:00	14.678	290,835	13.303	0.363	3.534	Off Peak Load
18/09/2023 10:00	14.962	254,779	33.776	0.140	3.760	Off Peak Load
18/09/2023 11:00	14.870	335,582	14.872	0.174	3.657	On Peak Load
18/09/2023 12:00	14.853	327,771	16.104	0.599	3.663	On Peak Load
18/09/2023 13:00	14.811	330,666	16.009	0.106	3.628	On Peak Load
18/09/2023 14:00	14.873	332,509	15.635	0.104	3.668	On Peak Load
18/09/2023 15:00	14.871	339,623	15.966	0.001	3.700	On Peak Load
18/09/2023 16:00	14.865	335,888	16.275	0.129	3.672	On Peak Load
18/09/2023 17:00	14.853	338,259	16.909	0.107	3.691	On Peak Load
18/09/2023 18:00	14.876	333,903	17.556	0.870	3.654	On Peak Load
18/09/2023 19:00	14.846	331,241	16.264	0.312	3.662	On Peak Load
18/09/2023 20:00	14.846	337,261	16.526	0.011	3.649	On Peak Load
18/09/2023 21:00	14.802	341,454	15.501	0.015	3.642	On Peak Load
18/09/2023 22:00	14.793	335,724	15.834	0.350	3.636	On Peak Load
18/09/2023 23:00	14.910	256,180	32.646	0.006	3.694	Off Peak Load
19/09/2023 00:00	14.680	300,979	13.016	0.114	3.573	Off Peak Load
19/09/2023 01:00	14.694	303,060	13.127	0.090	3.585	Off Peak Load
19/09/2023 02:00	14.707	307,110	13.491	0.401	3.585	Off Peak Load
19/09/2023 03:00	14.722	308,343	13.741	0.053	3.591	Off Peak Load
19/09/2023 04:00	14.690	305,073	13.812	0.437	3.592	Off Peak Load
19/09/2023 05:00	14.705	304,690	13.615	0.387	3.575	Off Peak Load
19/09/2023 06:00	14.664	301,050	14.174	0.544	3.570	Off Peak Load
19/09/2023 07:00	14.709	302,171	12.985	0.015	3.574	Off Peak Load
19/09/2023 08:00	14.696	290,871	12.389	0.234	3.553	Off Peak Load
19/09/2023 09:00	14.752	285,947	12.302	0.115	3.591	Off Peak Load
19/09/2023 10:00	15.081	249,981	39.150	0.188	3.811	Off Peak Load
19/09/2023 11:00	14.879	321,448	15.873	0.004	3.660	On Peak Load
19/09/2023 12:00	14.890	322,388	16.009	0.000	3.685	On Peak Load
19/09/2023 13:00	14.884	330,384	16.462	0.000	3.694	On Peak Load
19/09/2023 14:00	14.827	322,551	14.605	0.002	3.628	On Peak Load
19/09/2023 15:00	14.854	329,213	15.606	0.004	3.678	On Peak Load
19/09/2023 16:00	14.839	335,742	15.797	0.006	3.665	On Peak Load
19/09/2023 17:00	14.839	337,632	16.743	0.008	3.667	On Peak Load
19/09/2023 18:00	14.871	335,934	16.386	0.010	3.672	On Peak Load
19/09/2023 19:00	14.869	339,849	15.250	0.004	3.654	On Peak Load
19/09/2023 20:00	14.814	333,969	14.907	0.005	3.654	On Peak Load
19/09/2023 21:00	14.783	339,296	15.021	0.017	3.634	On Peak Load
19/09/2023 22:00	14.771	341,096	14.961	0.001	3.624	On Peak Load
19/09/2023 23:00	14.934	255549.734	35.767	0.428	3.731	Off Peak Load
20/09/2023 00:00	14.649	294252.531	13.457	0.005	3.542	Off Peak Load

Site Name: [illegible]
Stack Name: [illegible]
Periodically: [illegible]

	Actual Operation Condition		Emission Concentration for Standardization Comparison			
Date & Time	O2	FLOW @1 ATM 25C	HRSG1_NOx@7%O2	HRSG1_SOx@7%O2	HRSG1_Dust (7%O2)	Remark
	%	m3/hr	ppm	ppm	mg/m3	
20/09/2023 01:00	14.708	306092.688	13.083	0.005	3.592	Off Peak Load
20/09/2023 02:00	14.720	312964.625	12.979	0.004	3.576	Off Peak Load
20/09/2023 03:00	14.720	305530.094	13.515	0.568	3.596	Off Peak Load
20/09/2023 04:00	14.719	308764.125	12.308	0.014	3.584	Off Peak Load
20/09/2023 05:00	14.702	307830.875	12.232	0.025	3.587	Off Peak Load
20/09/2023 06:00	14.680	299588.781	13.326	0.589	3.541	Off Peak Load
20/09/2023 07:00	14.688	294509.125	12.604	0.001	3.559	Off Peak Load
20/09/2023 08:00	14.704	294166.031	12.986	0.006	3.566	Off Peak Load
20/09/2023 09:00	14.706	290606.531	12.202	0.001	3.540	Off Peak Load
20/09/2023 10:00	14.755	284,675	10.853	0.001	3.609	Off Peak Load
20/09/2023 11:00	14.917	361,737	13.494	0.001	3.678	Off Peak Load
20/09/2023 12:00	14.897	322,262	9.022	0.001	3.694	On Peak Load
20/09/2023 13:00	14.883	315,766	8.955	0.001	3.688	On Peak Load
20/09/2023 14:00	14.921	330,629	9.029	0.002	3.713	On Peak Load
20/09/2023 15:00	14.805	327,842	6.440	0.002	3.614	On Peak Load
20/09/2023 16:00	14.760	325,778	8.062	0.002	3.607	On Peak Load
20/09/2023 17:00	14.759	326,993	5.463	0.002	3.595	On Peak Load
20/09/2023 18:00	14.737	317,236	5.416	0.002	3.603	On Peak Load
20/09/2023 19:00	14.768	326,375	7.812	0.001	3.604	On Peak Load
20/09/2023 20:00	14.780	325,057	4.096	0.001	3.605	On Peak Load
20/09/2023 21:00	14.753	328,828	0.015	0.001	3.593	On Peak Load
20/09/2023 22:00	14.752	330,298	4.038	0.000	3.613	On Peak Load
20/09/2023 23:00	14.894	253,578	15.734	0.000	3.681	Off Peak Load
21/09/2023 00:00	14.621	290,694	0.000	0.000	3.524	Off Peak Load
21/09/2023 01:00	14.738	297,475	5.002	0.000	3.586	Off Peak Load
21/09/2023 02:00	14.711	300,855	1.597	0.000	3.563	Off Peak Load
21/09/2023 03:00	14.628	291,313	0.019	0.000	3.540	Off Peak Load
21/09/2023 04:00	14.641	288,789	0.950	0.000	3.544	Off Peak Load
21/09/2023 05:00	14.622	291,232	0.010	0.000	3.539	Off Peak Load
21/09/2023 06:00	14.624	292,453	3.911	0.001	3.540	Off Peak Load
21/09/2023 07:00	14.657	288,806	0.378	0.001	3.492	Off Peak Load
21/09/2023 08:00	14.692	283,383	0.000	0.001	3.562	Off Peak Load
21/09/2023 09:00	14.678	292,203	0.000	0.001	3.542	Off Peak Load
21/09/2023 10:00	15.064	245,116	28.800	0.002	3.802	Off Peak Load
21/09/2023 11:00	14.762	313,150	11.132	0.000	4.929	On Peak Load
21/09/2023 12:00	14.822	317,801	11.903	0.739	4.160	On Peak Load
21/09/2023 13:00	14.839	321,552	11.106	0.006	3.670	On Peak Load
21/09/2023 14:00	14.866	323,526	16.334	1.008	3.611	On Peak Load
21/09/2023 15:00	14.815	333,511	12.346	0.011	4.317	On Peak Load
21/09/2023 16:00	14.738	318,742	3.128	0.006	7.624	On Peak Load
21/09/2023 17:00	14.691	323,073	13.189	0.009	10.506	On Peak Load
21/09/2023 18:00	14.744	325,931	13.649	0.000	8.460	On Peak Load
21/09/2023 19:00	14.757	335,277	17.965	2.262	8.179	On Peak Load
21/09/2023 20:00	14.731	331,888	17.977	2.277	6.429	On Peak Load
21/09/2023 21:00	14.755	336,477	17.138	2.345	6.605	On Peak Load
21/09/2023 22:00	14.746	335,794	11.449	0.005	10.078	On Peak Load
21/09/2023 23:00	14.827	258942.969	35.148	0.724	9.635	Off Peak Load
22/09/2023 00:00	14.610	288804.375	14.016	2.510	9.877	Off Peak Load
22/09/2023 01:00	14.658	300915.688	11.424	0.000	7.378	Off Peak Load
22/09/2023 02:00	14.663	299871.063	12.845	1.352	6.752	Off Peak Load
22/09/2023 03:00	14.711	303578.625	11.070	0.003	6.662	Off Peak Load
22/09/2023 04:00	14.662	301258.281	12.292	0.687	8.382	Off Peak Load
22/09/2023 05:00	14.671	305037.125	17.201	5.066	7.675	Off Peak Load
22/09/2023 06:00	14.601	292025.281	4.107	0.004	5.870	Off Peak Load
22/09/2023 07:00	14.605	287435.125	8.218	0.002	5.271	Off Peak Load
22/09/2023 08:00	14.642	283274.406	13.399	2.299	4.759	Off Peak Load
22/09/2023 09:00	14.670	289017.656	7.332	0.007	6.139	Off Peak Load
22/09/2023 10:00	15.059	242,699	44.965	3.727	6.234	Off Peak Load
22/09/2023 11:00	14.779	315,975	13.866	1.083	4.822	On Peak Load
22/09/2023 12:00	14.773	316,982	9.017	0.006	4.554	On Peak Load
22/09/2023 13:00	14.833	316,503	14.236	0.475	3.657	On Peak Load
22/09/2023 14:00	14.865	333,377	15.951	0.606	3.474	On Peak Load
22/09/2023 15:00	14.860	327,324	14.923	0.121	3.306	On Peak Load
22/09/2023 16:00	14.828	331,766	16.253	1.486	4.852	On Peak Load
22/09/2023 17:00	14.805	335,994	10.747	0.000	5.846	On Peak Load
22/09/2023 18:00	14.795	334,836	17.981	2.458	5.701	On Peak Load
22/09/2023 19:00	14.809	333,834	8.281	0.000	6.548	On Peak Load
22/09/2023 20:00	14.766	337,728	10.025	0.018	6.529	On Peak Load
22/09/2023 21:00	14.773	335,298	13.705	0.009	5.584	On Peak Load
22/09/2023 22:00	14.750	329,658	11.617	0.001	4.932	On Peak Load
22/09/2023 23:00	14.834	256,005	30.605	0.102	5.325	Off Peak Load
23/09/2023 00:00	14.578	294,440	6.245	0.002	4.338	Off Peak Load
23/09/2023 01:00	14.669	303,009	14.962	3.757	6.142	Off Peak Load
23/09/2023 02:00	14.693	302,841	15.337	3.772	7.222	Off Peak Load
23/09/2023 03:00	14.638	301,635	5.343	0.005	6.842	Off Peak Load
23/09/2023 04:00	14.620	298,615	12.178	1.095	6.401	Off Peak Load

Site Name: [illegible]
Stack Name: [illegible]
Periodically: [illegible]

	Actual Operation Condition		Emission Concentration for Standardization Comparison			
Date & Time	O2	FLOW @1 ATM 25C	HRSG1_NOx@7%O2	HRSG1_SOx@7%O2	HRSG1_Dust (7%O2)	Remark
	%	m3/hr	ppm	ppm	mg/m3	
23/09/2023 05:00	14.605	296,739	6.328	0.003	7.216	Off Peak Load
23/09/2023 06:00	14.610	297,390	9.150	0.000	5.833	Off Peak Load
23/09/2023 07:00	14.627	290,836	10.529	0.006	4.687	Off Peak Load
23/09/2023 08:00	14.680	280,534	9.995	1.048	4.648	Off Peak Load
23/09/2023 09:00	14.696	286,426	14.951	4.575	3.990	Off Peak Load
23/09/2023 10:00	15.018	247,705	34.801	0.001	3.581	Off Peak Load
23/09/2023 11:00	14.825	326,874	15.787	1.458	3.042	On Peak Load
23/09/2023 12:00	14.858	321,860	9.827	0.009	3.248	On Peak Load
23/09/2023 13:00	14.857	322,117	8.849	0.000	3.775	On Peak Load
23/09/2023 14:00	14.832	326,320	17.196	2.392	3.347	On Peak Load
23/09/2023 15:00	14.863	333,861	16.569	1.095	3.881	On Peak Load
23/09/2023 16:00	14.820	330,854	8.768	0.017	3.964	On Peak Load
23/09/2023 17:00	14.791	328,217	8.283	0.006	3.739	On Peak Load
23/09/2023 18:00	14.737	327,544	11.979	0.001	6.266	On Peak Load
23/09/2023 19:00	14.751	325,419	17.198	3.292	4.389	On Peak Load
23/09/2023 20:00	14.728	327,446	17.524	3.377	3.859	On Peak Load
23/09/2023 21:00	14.747	331,616	13.074	0.005	4.246	On Peak Load
23/09/2023 22:00	14.719	328,460	11.971	0.005	4.089	On Peak Load
23/09/2023 23:00	14.871	254,713	31.426	0.018	3.999	Off Peak Load
24/09/2023 00:00	14.642	285,395	12.343	1.193	3.703	Off Peak Load
24/09/2023 01:00	14.617	295,077	3.566	0.004	4.186	Off Peak Load
24/09/2023 02:00	14.649	297,203	10.765	0.380	4.685	Off Peak Load
24/09/2023 03:00	14.644	305,101	12.819	1.496	5.048	Off Peak Load
24/09/2023 04:00	14.594	288,816	11.074	0.723	4.402	Off Peak Load
24/09/2023 05:00	14.610	285,980	4.720	0.002	4.438	Off Peak Load
24/09/2023 06:00	14.630	287,566	14.439	3.322	4.536	Off Peak Load
24/09/2023 07:00	14.682	281,406	9.630	0.940	5.155	Off Peak Load
24/09/2023 08:00	14.720	270,423	11.238	0.007	4.927	Off Peak Load
24/09/2023 09:00	14.733	278,932	5.433	0.005	3.514	Off Peak Load
24/09/2023 10:00	14.736	280,656	6.308	0.002	3.880	Off Peak Load
24/09/2023 11:00	14.763	277,566	13.145	3.213	3.827	Off Peak Load
24/09/2023 12:00	14.731	284,642	11.481	0.850	4.144	Off Peak Load
24/09/2023 13:00	14.694	284,667	8.273	0.005	6.891	Off Peak Load
24/09/2023 14:00	14.700	278,720	12.053	2.394	5.828	Off Peak Load
24/09/2023 15:00	14.692	281,537	7.408	0.014	5.493	Off Peak Load
24/09/2023 16:00	14.640	281,182	11.192	1.422	6.007	Off Peak Load
24/09/2023 17:00	14.668	284,651	8.914	0.007	6.609	Off Peak Load
24/09/2023 18:00	14.875	256,206	32.035	2.654	5.733	Off Peak Load
24/09/2023 19:00	14.618	319,382	7.666	0.014	5.232	On Peak Load
24/09/2023 20:00	14.691	318,758	11.944	0.003	4.800	On Peak Load
24/09/2023 21:00	14.641	313,350	11.255	0.013	5.036	On Peak Load
24/09/2023 22:00	14.764	366,609	17.023	0.715	5.129	Off Peak Load
24/09/2023 23:00	14.802	358,243	5.369	0.005	4.751	Off Peak Load GT12 SD Half Block
25/09/2023 00:00	14.759	357,790	11.679	0.008	4.799	Off Peak Load GT12 SD Half Block
25/09/2023 01:00	14.761	360,269	5.187	0.001	4.828	Off Peak Load GT12 SD Half Block
25/09/2023 02:00	14.762	357,936	15.763	0.505	5.696	Off Peak Load GT12 SD Half Block
25/09/2023 03:00	14.767	356,100	16.110	1.436	7.938	Off Peak Load GT12 SD Half Block
25/09/2023 04:00	14.774	356,453	13.911	0.005	8.879	Off Peak Load GT12 SD Half Block
25/09/2023 05:00	14.782	357,788	16.919	2.308	7.810	Off Peak Load GT12 SD Half Block
25/09/2023 06:00	14.790	356,199	12.184	0.003	6.218	Off Peak Load GT12 SD Half Block
25/09/2023 07:00	14.798	353,769	14.171	0.444	6.785	Off Peak Load GT12 SD Half Block
25/09/2023 08:00	14.806	355,345	15.664	1.800	5.338	Off Peak Load GT12 SD Half Block
25/09/2023 09:00	14.864	361,871	13.094	0.017	4.870	Off Peak Load GT12 SD Half Block
25/09/2023 10:00	14.860	358,604	12.053	0.002	4.802	Off Peak Load GT12 SD Half Block
25/09/2023 11:00	14.844	357,799	21.436	3.481	4.117	Off Peak Load GT12 SD Half Block
25/09/2023 12:00	14.732	310,391	9.973	0.004	3.759	On Peak Load
25/09/2023 13:00	14.715	318,787	15.985	1.928	8.511	On Peak Load
25/09/2023 14:00	14.758	323,533	12.187	0.013	8.605	On Peak Load
25/09/2023 15:00	14.765	369,317	16.990	0.008	5.916	Off Peak Load
25/09/2023 16:00	14.760	364,407	20.719	1.756	5.832	Off Peak Load
25/09/2023 17:00	14.754	366,592	14.414	0.002	5.260	Off Peak Load
25/09/2023 18:00	14.748	366,486	15.832	0.005	5.378	Off Peak Load
25/09/2023 19:00	14.758	367,837	15.302	0.007	5.856	Off Peak Load
25/09/2023 20:00	14.727	327,645	12.789	0.331	5.249	On Peak Load
25/09/2023 21:00	14.717	330,240	9.941	0.003	5.347	On Peak Load
25/09/2023 22:00	14.746	331,765	14.519	2.217	5.910	On Peak Load
25/09/2023 23:00	14.789	370,226	11.242	0.001	6.448	Off Peak Load GT12 SD Half Block
26/09/2023 00:00	14.777	358,175	17.044	2.506	6.257	Off Peak Load GT12 SD Half Block
26/09/2023 01:00	14.767	356,791	10.438	0.001	5.415	Off Peak Load GT12 SD Half Block
26/09/2023 02:00	14.763	356,257	12.618	0.000	5.867	Off Peak Load GT12 SD Half Block
26/09/2023 03:00	14.769	353,861	15.442	1.387	7.640	Off Peak Load GT12 SD Half Block
26/09/2023 04:00	14.776	354,673	17.622	3.555	6.281	Off Peak Load GT12 SD Half Block
26/09/2023 05:00	14.780	355,265	13.373	0.009	6.454	Off Peak Load GT12 SD Half Block
26/09/2023 06:00	14.772	358,199	11.989	0.001	5.748	Off Peak Load GT12 SD Half Block
26/09/2023 07:00	14.766	355,573	11.713	0.003	4.915	Off Peak Load GT12 SD Half Block
26/09/2023 08:00	14.780	358,082	9.860	0.004	4.612	Off Peak Load GT12 SD Half Block

Site Name: [illegible]
Stack Name: [illegible]
Periodically: [illegible]

Date & Time	Actual Operation Condition		Emission Concentration for Standardization Comparison			Remark
	O2	FLOW @1 ATM 25C	HRSG1_NOx@7%O2	HRSG1_SOx@7%O2	HRSG1_Dust (7%O2)	
	%	m3/hr	ppm	ppm	mg/m3	
26/09/2023 09:00	14.794	354,246	10.870	0.000	5.720	Off Peak Load GT12 SD Half Block
26/09/2023 10:00	14.742	368.874	19.834	1.242	8.000	Off Peak Load
26/09/2023 11:00	14.692	307,069	8.447	0.006	6.164	On Peak Load
26/09/2023 12:00	14.714	307,153	8.225	0.009	4.812	On Peak Load
26/09/2023 13:00	14.753	309,207	13.886	2.472	5.365	On Peak Load
26/09/2023 14:00	14.757	314,232	12.659	1.628	5.477	On Peak Load
26/09/2023 15:00	14.767	313,181	10.643	0.004	5.780	On Peak Load
26/09/2023 16:00	14.722	315,315	2.883	0.001	4.987	On Peak Load
26/09/2023 17:00	14.732	310,417	13.338	1.266	5.138	On Peak Load
26/09/2023 18:00	14.747	309,753	16.973	4.186	7.072	On Peak Load
26/09/2023 19:00	14.761	319,338	14.036	1.179	7.817	On Peak Load
26/09/2023 20:00	14.773	327,348	12.785	0.000	8.087	On Peak Load
26/09/2023 21:00	14.788	332,480	14.916	0.647	11.707	On Peak Load
26/09/2023 22:00	14.767	329,189	12.403	0.010	9.584	On Peak Load
26/09/2023 23:00	14.775	369,196	7.369	0.009	7.008	Off Peak Load GT12 SD Half Block
27/09/2023 00:00	14.832	357,839	16.988	1.886	7.881	Off Peak Load GT12 SD Half Block
27/09/2023 01:00	14.804	358,412	8.813	0.002	7.579	Off Peak Load GT12 SD Half Block
27/09/2023 02:00	14.789	355,678	16.837	0.017	8.668	Off Peak Load GT12 SD Half Block
27/09/2023 03:00	14.778	357,646	14.132	0.010	7.983	Off Peak Load GT12 SD Half Block
27/09/2023 04:00	14.776	354,551	14.950	0.816	6.207	Off Peak Load GT12 SD Half Block
27/09/2023 05:00	14.775	352,009	16.529	0.741	6.736	Off Peak Load GT12 SD Half Block
27/09/2023 06:00	14.789	356,806	12.111	0.019	5.929	Off Peak Load GT12 SD Half Block
27/09/2023 07:00	14.803	354,653	16.951	2.480	5.928	Off Peak Load GT12 SD Half Block
27/09/2023 08:00	14.817	354,179	19.075	4.410	4.886	Off Peak Load GT12 SD Half Block
27/09/2023 09:00	14.831	360,446	9.729	0.007	4.955	Off Peak Load GT12 SD Half Block
27/09/2023 10:00	14.753	367,928	18.929	1.141	8.333	Off Peak Load
27/09/2023 11:00	14.755	317,774	13.274	0.010	8.218	On Peak Load
27/09/2023 12:00	14.755	314,107	8.409	0.007	6.518	On Peak Load
27/09/2023 13:00	14.762	307,275	13.895	0.547	5.786	On Peak Load
27/09/2023 14:00	14.762	318,992	13.988	0.255	6.865	On Peak Load
27/09/2023 15:00	14.781	322,977	17.610	2.749	7.829	On Peak Load
27/09/2023 16:00	14.744	321,395	19.712	4.738	8.281	On Peak Load
27/09/2023 17:00	14.737	320,166	6.657	0.004	7.568	On Peak Load
27/09/2023 18:00	14.768	325,432	13.053	0.003	7.955	On Peak Load
27/09/2023 19:00	14.768	321,746	15.814	0.379	12.138	On Peak Load
27/09/2023 20:00	14.760	327,005	12.282	0.000	8.532	On Peak Load
27/09/2023 21:00	14.753	325,539	15.262	0.001	7.343	On Peak Load
27/09/2023 22:00	14.787	328,786	13.579	0.014	8.063	On Peak Load
27/09/2023 23:00	14.823	364,829	24.636	4.881	7.945	Off Peak Load GT12 SD Half Block
28/09/2023 00:00	14.852	360,113	22.048	3.917	8.148	Off Peak Load GT12 SD Half Block
28/09/2023 01:00	14.833	359,595	18.220	0.376	8.475	Off Peak Load GT12 SD Half Block
28/09/2023 02:00	14.820	357,012	13.434	0.003	8.197	Off Peak Load GT12 SD Half Block
28/09/2023 03:00	14.831	361,628	16.292	0.000	7.308	Off Peak Load GT12 SD Half Block
28/09/2023 04:00	14.840	358,303	17.582	0.497	8.286	Off Peak Load GT12 SD Half Block
28/09/2023 05:00	14.850	360,295	14.386	0.014	9.701	Off Peak Load GT12 SD Half Block
28/09/2023 06:00	14.862	354,651	14.613	0.001	8.145	Off Peak Load GT12 SD Half Block
28/09/2023 07:00	14.843	356,268	19.977	2.428	10.030	Off Peak Load GT12 SD Half Block
28/09/2023 08:00	14.833	356,912	13.640	0.017	8.257	Off Peak Load GT12 SD Half Block
28/09/2023 09:00	14.833	354,796	16.074	0.005	7.961	Off Peak Load GT12 SD Half Block
28/09/2023 10:00	14.833	364,189	15.798	0.002	7.021	Off Peak Load
28/09/2023 11:00	14.813	325,681	16.605	0.667	6.666	On Peak Load
28/09/2023 12:00	14.776	311,665	17.551	1.960	6.811	On Peak Load
28/09/2023 13:00	14.761	316,206	16.754	0.886	6.421	On Peak Load
28/09/2023 14:00	14.785	321,526	13.175	0.007	6.223	On Peak Load
28/09/2023 15:00	14.769	321,441	12.202	0.004	5.784	On Peak Load
28/09/2023 16:00	14.765	317,330	18.024	1.735	6.308	On Peak Load
28/09/2023 17:00	14.771	311,945	11.785	0.000	6.918	On Peak Load
28/09/2023 18:00	14.721	315,538	9.644	0.005	7.236	On Peak Load
28/09/2023 19:00	14.765	318,635	9.875	0.002	7.475	On Peak Load
28/09/2023 20:00	14.735	316,418	17.721	1.809	8.376	On Peak Load
28/09/2023 21:00	14.705	321,028	10.280	0.013	13.775	On Peak Load
28/09/2023 22:00	14.736	318,125	7.549	0.002	9.647	On Peak Load
28/09/2023 23:00	14.770	373917.688	21.407	1.281	6.744	Off Peak Load GT12 SD Half Block
29/09/2023 00:00	14.787	354348.156	19.909	2.979	5.671	Off Peak Load GT12 SD Half Block
29/09/2023 01:00	14.773	354840.406	15.431	0.012	7.217	Off Peak Load GT12 SD Half Block
29/09/2023 02:00	14.766	356492.563	18.652	3.323	5.772	Off Peak Load GT12 SD Half Block
29/09/2023 03:00	14.762	357611.188	16.837	1.966	6.984	Off Peak Load GT12 SD Half Block
29/09/2023 04:00	14.769	357869.375	12.386	0.000	6.505	Off Peak Load GT12 SD Half Block
29/09/2023 05:00	14.782	355096.375	14.053	0.302	6.299	Off Peak Load GT12 SD Half Block
29/09/2023 06:00	14.780	354390.844	16.046	1.639	6.937	Off Peak Load GT12 SD Half Block
29/09/2023 07:00	14.786	356184.063	16.107	2.205	5.867	Off Peak Load GT12 SD Half Block
29/09/2023 08:00	14.827	360313.688	12.125	0.002	5.908	Off Peak Load GT12 SD Half Block
29/09/2023 09:00	14.866	362269.250	10.906	0.010	6.202	Off Peak Load GT12 SD Half Block
29/09/2023 10:00	14.835	366092.281	19.027	1.459	7.686	Off Peak Load
29/09/2023 11:00	14.767	313,217	11.472	0.000	5.621	On Peak Load
29/09/2023 12:00	14.774	314,372	13.237	0.000	5.438	On Peak Load

Site Name: [illegible]
Stack Name: [illegible]
Periodically: [illegible]

Date & Time	Actual Operation Condition		Emission Concentration for Standardization Comparison			Remark
	O2	FLOW @1 ATM 25C	HRSG1_NOx@7%O2	HRSG1_SOx@7%O2	HRSG1_Dust (7%O2)	
	%	m3/hr	ppm	ppm	mg/m3	
29/09/2023 13:00	14.753	316,495	17.605	2.137	6.664	On Peak Load
29/09/2023 14:00	14.744	309,129	14.174	0.093	6.948	On Peak Load
29/09/2023 15:00	14.770	311,224	19.456	3.967	5.700	On Peak Load
29/09/2023 16:00	14.767	319,425	16.992	1.761	6.349	On Peak Load
29/09/2023 17:00	14.737	313,655	16.018	0.053	6.405	On Peak Load
29/09/2023 18:00	14.739	315,167	17.846	2.235	6.965	On Peak Load
29/09/2023 19:00	14.725	313,609	9.084	0.007	11.271	On Peak Load
29/09/2023 20:00	14.698	315,329	11.295	0.001	8.526	On Peak Load
29/09/2023 21:00	14.701	315,631	17.276	2.704	9.986	On Peak Load
29/09/2023 22:00	14.701	313,253	10.179	0.003	5.877	On Peak Load
29/09/2023 23:00	Shutdown	Shutdown	Shutdown	Shutdown	Shutdown	Off Peak Load GT11 SD Half Block
30/09/2023 00:00	Shutdown	Shutdown	Shutdown	Shutdown	Shutdown	Off Peak Load GT11 SD Half Block
30/09/2023 01:00	Shutdown	Shutdown	Shutdown	Shutdown	Shutdown	Off Peak Load GT11 SD Half Block
30/09/2023 02:00	Shutdown	Shutdown	Shutdown	Shutdown	Shutdown	Off Peak Load GT11 SD Half Block
30/09/2023 03:00	Shutdown	Shutdown	Shutdown	Shutdown	Shutdown	Off Peak Load GT11 SD Half Block
30/09/2023 04:00	Shutdown	Shutdown	Shutdown	Shutdown	Shutdown	Off Peak Load GT11 SD Half Block
30/09/2023 05:00	Shutdown	Shutdown	Shutdown	Shutdown	Shutdown	Off Peak Load GT11 SD Half Block
30/09/2023 06:00	Shutdown	Shutdown	Shutdown	Shutdown	Shutdown	Off Peak Load GT11 SD Half Block
30/09/2023 07:00	Shutdown	Shutdown	Shutdown	Shutdown	Shutdown	Off Peak Load GT11 SD Half Block
30/09/2023 08:00	Shutdown	Shutdown	Shutdown	Shutdown	Shutdown	Off Peak Load GT11 SD Half Block
30/09/2023 09:00	Shutdown	Shutdown	Shutdown	Shutdown	Shutdown	Off Peak Load GT11 SD Half Block
30/09/2023 10:00	Shutdown	Shutdown	Shutdown	Shutdown	Shutdown	Off Peak Load GT11 SD Half Block
30/09/2023 11:00	14.813	322,880	20.605	4.703	6.053	On Peak Load
30/09/2023 12:00	14.806	319,341	19.686	3.762	5.459	On Peak Load
30/09/2023 13:00	14.857	319,278	19.406	3.515	4.861	On Peak Load
30/09/2023 14:00	14.818	315,301	19.794	3.512	4.601	On Peak Load
30/09/2023 15:00	14.834	320,377	19.894	3.833	4.795	On Peak Load
30/09/2023 16:00	14.822	322,089	13.636	0.008	5.059	On Peak Load
30/09/2023 17:00	14.823	321,862	17.482	1.510	5.051	On Peak Load
30/09/2023 18:00	14.810	313,868	17.704	1.405	5.822	On Peak Load
30/09/2023 19:00	14.758	317,409	12.816	0.007	6.484	On Peak Load
30/09/2023 20:00	14.765	312,143	4.375	0.011	7.309	On Peak Load
30/09/2023 21:00	14.745	322,293	15.126	0.580	6.100	On Peak Load
30/09/2023 22:00	14.756	320,013	16.734	2.599	7.971	On Peak Load
30/09/2023 23:00	14.822	368,333	18.029	0.004	6.645	Off Peak Load GT12 SD Half Block
Minimum	14.58	239.079	0.00	0.00	3.04	
Maximum	15.15	374.673	52.16	5.07	13.77	
Avg	14.80	319.825	14.96	0.44	4.47	
SUM			40	8	28	

Site Name: [illegible]
Stack Name: [illegible]
Periodically: [illegible]

Date & Time	Actual Operation Condition		Emission Concentration for Standardization Comparison			Remark
	O2	FLOW @1 ATM 25C	HRSG1_NOx@7%O2	HRSG1_SOx@7%O2	HRSG1_Dust (7%O2)	
	%	m3/hr	ppm	ppm	mg/m3	
01/09/2023 00:00	14.659	344,815	33.597	0.770	8.903	Off Peak Load GT11 SD Half Block
01/09/2023 01:00	14.636	348,781	33.595	0.869	10.295	Off Peak Load GT11 SD Half Block
01/09/2023 02:00	14.629	351,691	33.908	0.893	9.702	Off Peak Load GT11 SD Half Block
01/09/2023 03:00	14.601	349,571	34.393	1.053	7.391	Off Peak Load GT11 SD Half Block
01/09/2023 04:00	14.629	353,894	36.773	1.145	6.508	Off Peak Load GT11 SD Half Block
01/09/2023 05:00	14.622	358,174	34.221	1.050	6.096	Off Peak Load GT11 SD Half Block
01/09/2023 06:00	14.669	356,220	33.684	0.969	5.571	Off Peak Load GT11 SD Half Block
01/09/2023 07:00	14.668	359,493	33.164	0.957	7.417	Off Peak Load GT11 SD Half Block
01/09/2023 08:00	14.651	363,049	33.329	0.943	6.888	Off Peak Load GT11 SD Half Block
01/09/2023 09:00	14.690	360,320	34.005	0.953	6.395	Off Peak Load GT11 SD Half Block
01/09/2023 10:00	14.662	370,386	35.047	1.034	7.735	Off Peak Load
01/09/2023 11:00	14.539	322,667	32.190	0.865	7.408	On Peak Load
01/09/2023 12:00	14.557	318,746	31.877	0.767	7.264	On Peak Load
01/09/2023 13:00	14.574	319,372	31.956	0.852	7.636	On Peak Load
01/09/2023 14:00	14.579	319,318	31.142	0.766	7.110	On Peak Load
01/09/2023 15:00	14.596	327,277	31.552	0.716	7.136	On Peak Load
01/09/2023 16:00	14.579	324,300	31.677	0.802	7.694	On Peak Load
01/09/2023 17:00	14.601	321,467	29.708	0.700	7.504	On Peak Load
01/09/2023 18:00	14.556	317,757	30.623	0.791	7.496	On Peak Load
01/09/2023 19:00	14.575	319,027	30.746	0.683	7.892	On Peak Load
01/09/2023 20:00	14.578	316,744	30.748	0.722	7.727	On Peak Load
01/09/2023 21:00	14.585	320,374	30.243	0.750	6.674	On Peak Load
01/09/2023 22:00	14.565	320,127	29.712	0.683	6.044	On Peak Load
01/09/2023 23:00	Shutdown	Shutdown	Shutdown	Shutdown	Shutdown	Off Peak Load GT12 SD Half Block
02/09/2023 00:00	Shutdown	Shutdown	Shutdown	Shutdown	Shutdown	Off Peak Load GT12 SD Half Block
02/09/2023 01:00	Shutdown	Shutdown	Shutdown	Shutdown	Shutdown	Off Peak Load GT12 SD Half Block
02/09/2023 02:00	Shutdown	Shutdown	Shutdown	Shutdown	Shutdown	Off Peak Load GT12 SD Half Block
02/09/2023 03:00	Shutdown	Shutdown	Shutdown	Shutdown	Shutdown	Off Peak Load GT12 SD Half Block
02/09/2023 04:00	Shutdown	Shutdown	Shutdown	Shutdown	Shutdown	Off Peak Load GT12 SD Half Block
02/09/2023 05:00	Shutdown	Shutdown	Shutdown	Shutdown	Shutdown	Off Peak Load GT12 SD Half Block
02/09/2023 06:00	Shutdown	Shutdown	Shutdown	Shutdown	Shutdown	Off Peak Load GT12 SD Half Block
02/09/2023 07:00	Shutdown	Shutdown	Shutdown	Shutdown	Shutdown	Off Peak Load GT12 SD Half Block
02/09/2023 08:00	Shutdown	Shutdown	Shutdown	Shutdown	Shutdown	Off Peak Load GT12 SD Half Block
02/09/2023 09:00	Shutdown	Shutdown	Shutdown	Shutdown	Shutdown	Off Peak Load GT12 SD Half Block
02/09/2023 10:00	Shutdown	Shutdown	Shutdown	Shutdown	Shutdown	Off Peak Load GT12 SD Half Block
02/09/2023 11:00	14.572	325,966	31.704	0.699	5.640	On Peak Load
02/09/2023 12:00	14.613	328,869	33.584	0.880	5.425	On Peak Load
02/09/2023 13:00	14.666	345,187	33.741	0.759	5.659	On Peak Load
02/09/2023 14:00	14.667	340,613	34.438	0.727	5.379	On Peak Load
02/09/2023 15:00	14.681	350,024	35.280	0.900	5.613	On Peak Load
02/09/2023 16:00	14.636	329,907	32.606	0.688	5.425	On Peak Load
02/09/2023 17:00	14.643	333,540	31.952	0.619	6.208	On Peak Load
02/09/2023 18:00	14.620	326,644	34.927	0.839	6.046	On Peak Load
02/09/2023 19:00	14.587	319,717	34.039	0.867	6.617	On Peak Load
02/09/2023 20:00	14.591	316,191	30.718	0.688	6.931	On Peak Load
02/09/2023 21:00	14.574	327,576	31.822	0.726	7.616	On Peak Load
02/09/2023 22:00	14.582	331,226	34.339	0.884	7.642	On Peak Load
02/09/2023 23:00	14.962	282045.563	47.302	0.761	8.070	Off Peak Load
03/09/2023 00:00	14.658	297887.969	28.543	0.732	7.554	Off Peak Load
03/09/2023 01:00	14.630	298711.531	32.546	0.947	7.577	Off Peak Load
03/09/2023 02:00	14.618	300493.813	25.555	0.759	7.949	Off Peak Load
03/09/2023 03:00	14.620	305309.156	28.545	0.918	7.956	Off Peak Load
03/09/2023 04:00	14.638	307787.344	26.021	0.768	8.182	Off Peak Load
03/09/2023 05:00	14.651	305442.406	31.202	0.916	7.855	Off Peak Load
03/09/2023 06:00	14.650	304426.813	31.802	0.808	7.901	Off Peak Load
03/09/2023 07:00	14.702	298231.438	36.982	0.952	8.127	Off Peak Load
03/09/2023 08:00	14.788	296700.281	32.973	0.798	8.319	Off Peak Load
03/09/2023 09:00	14.817	295524.375	31.331	0.721	8.189	Off Peak Load
03/09/2023 10:00	14.767	297,274	32.424	0.703	8.140	Off Peak Load
03/09/2023 11:00	14.855	292,688	33.748	0.758	8.076	Off Peak Load
03/09/2023 12:00	14.811	295,542	30.737	0.628	7.965	Off Peak Load
03/09/2023 13:00	14.857	294,842	32.725	0.746	7.894	Off Peak Load
03/09/2023 14:00	14.782	293,780	32.211	0.633	7.427	Off Peak Load
03/09/2023 15:00	14.830	306,350	32.362	0.650	8.289	Off Peak Load
03/09/2023 16:00	14.879	304,755	35.523	0.858	7.427	Off Peak Load
03/09/2023 17:00	14.811	308,135	30.937	0.800	7.531	Off Peak Load
03/09/2023 18:00	14.904	300,582	34.139	0.847	7.619	Off Peak Load
03/09/2023 19:00	14.453	313,213	30.022	0.857	7.917	On Peak Load
03/09/2023 20:00	14.567	316,381	29.327	0.716	8.310	On Peak Load
03/09/2023 21:00	14.576	318,659	30.792	0.800	8.257	On Peak Load
03/09/2023 22:00	14.659	291,046	27.365	0.825	6.735	Off Peak Load
03/09/2023 23:00	Shutdown	Shutdown	Shutdown	Shutdown	Shutdown	Off Peak Load GT12 SD Half Block
04/09/2023 00:00	Shutdown	Shutdown	Shutdown	Shutdown	Shutdown	Off Peak Load GT12 SD Half Block
04/09/2023 01:00	Shutdown	Shutdown	Shutdown	Shutdown	Shutdown	Off Peak Load GT12 SD Half Block
04/09/2023 02:00	Shutdown	Shutdown	Shutdown	Shutdown	Shutdown	Off Peak Load GT12 SD Half Block
04/09/2023 03:00	Shutdown	Shutdown	Shutdown	Shutdown	Shutdown	Off Peak Load GT12 SD Half Block
04/09/2023 04:00	Shutdown	Shutdown	Shutdown	Shutdown	Shutdown	Off Peak Load GT12 SD Half Block

Site Name: [illegible]
Stack Name: [illegible]
Periodically: [illegible]

Date & Time	Actual Operation Condition		Emission Concentration for Standardization Comparison			Remark
	O2	FLOW @1 ATM 25C	HRSG1_NOx@7%O2	HRSG1_SOx@7%O2	HRSG1_Dust (7%O2)	
	%	m3/hr	ppm	ppm	mg/m3	
04/09/2023 05:00	Shutdown	Shutdown	Shutdown	Shutdown	Shutdown	Off Peak Load GT12 SD Half Block
04/09/2023 06:00	Shutdown	Shutdown	Shutdown	Shutdown	Shutdown	Off Peak Load GT12 SD Half Block
04/09/2023 07:00	Shutdown	Shutdown	Shutdown	Shutdown	Shutdown	Off Peak Load GT12 SD Half Block
04/09/2023 08:00	Shutdown	Shutdown	Shutdown	Shutdown	Shutdown	Off Peak Load GT12 SD Half Block
04/09/2023 09:00	Shutdown	Shutdown	Shutdown	Shutdown	Shutdown	Off Peak Load GT12 SD Half Block
04/09/2023 10:00	Shutdown	Shutdown	Shutdown	Shutdown	Shutdown	Off Peak Load GT12 SD Half Block
04/09/2023 11:00	14.583	321,846	30.214	0.643	6.235	On Peak Load
04/09/2023 12:00	14.590	320,960	29.519	0.569	6.810	On Peak Load
04/09/2023 13:00	14.590	330,156	32.631	0.728	6.149	On Peak Load
04/09/2023 14:00	14.616	325,109	31.538	0.620	6.602	On Peak Load
04/09/2023 15:00	14.598	320,850	33.284	0.703	6.391	On Peak Load
04/09/2023 16:00	14.588	325,524	32.395	0.720	6.315	On Peak Load
04/09/2023 17:00	14.558	334,770	32.870	0.762	6.285	On Peak Load
04/09/2023 18:00	14.575	314,167	33.732	0.762	6.767	On Peak Load
04/09/2023 19:00	14.617	320,342	34.466	0.872	6.795	On Peak Load
04/09/2023 20:00	14.581	322,250	32.422	0.706	6.739	On Peak Load
04/09/2023 21:00	14.607	327,641	30.551	0.682	7.027	On Peak Load
04/09/2023 22:00	14.636	329,610	35.052	0.853	6.885	On Peak Load
04/09/2023 23:00	14.937	282,733	40.525	0.783	6.844	Off Peak Load
05/09/2023 00:00	14.629	303,787	26.632	0.783	6.683	Off Peak Load
05/09/2023 01:00	14.599	304,948	26.161	0.687	6.629	Off Peak Load
05/09/2023 02:00	14.630	306,377	24.619	0.710	6.685	Off Peak Load
05/09/2023 03:00	14.585	306,104	27.122	0.773	6.636	Off Peak Load
05/09/2023 04:00	14.572	306,306	27.157	0.672	6.874	Off Peak Load
05/09/2023 05:00	14.610	306,346	30.002	0.898	7.001	Off Peak Load
05/09/2023 06:00	14.655	304,264	25.714	0.718	6.497	Off Peak Load
05/09/2023 07:00	14.659	308,346	30.379	0.857	6.721	Off Peak Load
05/09/2023 08:00	14.636	307,124	27.065	0.758	6.596	Off Peak Load
05/09/2023 09:00	14.651	303,893	29.261	0.735	6.477	Off Peak Load
05/09/2023 10:00	15.038	285,875	54.601	0.750	7.354	Off Peak Load
05/09/2023 11:00	14.565	324,108	33.099	0.654	7.006	On Peak Load
05/09/2023 12:00	14.589	337,687	30.915	0.535	6.615	On Peak Load
05/09/2023 13:00	14.573	331,075	31.636	0.549	6.675	On Peak Load
05/09/2023 14:00	14.573	327,397	0.000	0.384	1.930	On Peak Load
05/09/2023 15:00	14.866	371,636	33.005	1.091	6.893	On Peak Load
05/09/2023 16:00	14.832	332,891	32.706	0.716	6.814	On Peak Load
05/09/2023 17:00	14.760	330,993	29.915	0.577	6.722	On Peak Load
05/09/2023 18:00	14.772	323,407	31.528	0.637	6.807	On Peak Load
05/09/2023 19:00	14.718	323,993	30.883	0.567	7.059	On Peak Load
05/09/2023 20:00	14.712	326,073	30.478	0.525	6.730	On Peak Load
05/09/2023 21:00	14.694	331,597	31.006	0.549	6.991	On Peak Load
05/09/2023 22:00	14.708	325,633	32.143	0.538	6.972	On Peak Load
05/09/2023 23:00	15.018	284471.438	40.028	0.497	7.280	Off Peak Load
06/09/2023 00:00	14.756	302699.250	24.873	0.524	6.761	Off Peak Load
06/09/2023 01:00	14.761	303594.188	27.050	0.547	6.944	Off Peak Load
06/09/2023 02:00	14.698	309101.594	26.074	0.421	6.854	Off Peak Load
06/09/2023 03:00	14.762	307988.000	27.170	0.534	6.775	Off Peak Load
06/09/2023 04:00	14.723	304608.250	25.054	0.455	6.805	Off Peak Load
06/09/2023 05:00	14.728	311878.469	27.327	0.479	6.990	Off Peak Load
06/09/2023 06:00	14.748	310056.156	24.480	0.452	7.001	Off Peak Load
06/09/2023 07:00	14.745	310987.250	25.055	0.516	6.938	Off Peak Load
06/09/2023 08:00	14.791	300187.531	32.102	0.549	6.982	Off Peak Load
06/09/2023 09:00	14.793	309039.219	26.812	0.368	7.017	Off Peak Load
06/09/2023 10:00	15.122	284,401	49.520	0.449	7.227	Off Peak Load
06/09/2023 11:00	14.657	321,358	30.041	0.358	6.541	On Peak Load
06/09/2023 12:00	14.702	325,766	28.157	0.281	7.252	On Peak Load
06/09/2023 13:00	14.733	338,770	32.144	0.316	6.872	On Peak Load
06/09/2023 14:00	14.781	354,969	31.799	0.278	6.960	On Peak Load
06/09/2023 15:00	14.781	329,318	31.052	0.246	7.054	On Peak Load
06/09/2023 16:00	14.808	338,441	34.534	0.276	7.008	On Peak Load
06/09/2023 17:00	14.776	331,399	32.553	0.256	7.062	On Peak Load
06/09/2023 18:00	14.714	331,057	31.063	0.187	6.999	On Peak Load
06/09/2023 19:00	14.694	332,794	29.788	0.263	7.114	On Peak Load
06/09/2023 20:00	14.687	331,939	33.357	0.422	7.307	On Peak Load
06/09/2023 21:00	14.762	301,670	24.920	0.255	7.041	On Peak Load
06/09/2023 22:00	14.669	333,642	30.688	0.373	7.361	On Peak Load
06/09/2023 23:00	15.027	285,242	48.625	0.324	7.523	Off Peak Load
07/09/2023 00:00	14.702	307,104	25.051	0.386	7.156	Off Peak Load
07/09/2023 01:00	14.689	307,744	23.659	0.309	6.196	Off Peak Load
07/09/2023 02:00	14.671	305,348	27.084	0.439	6.039	Off Peak Load
07/09/2023 03:00	14.672	305,813	22.712	0.402	5.986	Off Peak Load
07/09/2023 04:00	14.672	309,039	23.170	0.382	5.820	Off Peak Load
07/09/2023 05:00	14.674	305,030	23.146	0.430	5.655	Off Peak Load
07/09/2023 06:00	14.699	309,824	22.946	0.435	5.845	Off Peak Load
07/09/2023 07:00	14.753	306,276	27.568	0.564	5.852	Off Peak Load
07/09/2023 08:00	14.777	305,392	29.557	0.399	6.067	Off Peak Load

Site Name: [illegible]
Stack Name: [illegible]
Periodically: [illegible]

Date & Time	Actual Operation Condition: O2 (%)	Actual Operation Condition: FLOW @1 ATM 25C (m3/hr)	Emission Concentration for Standardization Comparison: HRSG1_NOx@7%O2 (ppm)	Emission Concentration for Standardization Comparison: HRSG1_SOx@7%O2 (ppm)	Emission Concentration for Standardization Comparison: HRSG1_Dust (7%O2) (mg/m3)	Remark
07/09/2023 09:00	14.790	304,872	23.645	0.308	6.664	Off Peak Load
07/09/2023 10:00	15.177	296,182	51.925	0.363	6.392	Off Peak Load
07/09/2023 11:00	14.610	315,009	29.373	0.389	6.375	On Peak Load
07/09/2023 12:00	14.635	325,216	26.758	0.292	6.152	On Peak Load
07/09/2023 13:00	14.677	331,442	30.175	0.444	5.831	On Peak Load
07/09/2023 14:00	14.684	323,902	28.753	0.296	6.333	On Peak Load
07/09/2023 15:00	14.723	327,571	32.282	0.309	5.985	On Peak Load
07/09/2023 16:00	14.760	314,591	33.013	0.322	6.051	On Peak Load
07/09/2023 17:00	14.782	330,249	30.895	0.194	6.325	On Peak Load
07/09/2023 18:00	14.700	335,650	30.391	0.255	6.153	On Peak Load
07/09/2023 19:00	14.687	323,204	27.993	0.248	5.586	On Peak Load
07/09/2023 20:00	14.677	330,476	30.772	0.325	5.455	On Peak Load
07/09/2023 21:00	14.806	373,369	34.839	0.273	6.909	On Peak Load
07/09/2023 22:00	14.644	332,016	32.353	0.379	5.897	On Peak Load
07/09/2023 23:00	15.005	287,173	34.760	0.313	6.422	Off Peak Load
08/09/2023 00:00	14.737	301,252	25.017	0.353	5.868	Off Peak Load
08/09/2023 01:00	14.746	303,783	25.271	0.384	6.605	Off Peak Load
08/09/2023 02:00	14.678	308,022	23.623	0.331	5.734	Off Peak Load
08/09/2023 03:00	14.699	297,078	24.377	0.449	6.064	Off Peak Load
08/09/2023 04:00	14.713	303,649	23.800	0.372	6.225	Off Peak Load
08/09/2023 05:00	14.751	304,986	23.713	0.376	5.897	Off Peak Load
08/09/2023 06:00	14.745	303,700	28.672	0.505	6.454	Off Peak Load
08/09/2023 07:00	14.742	307,059	24.133	0.447	5.606	Off Peak Load
08/09/2023 08:00	14.771	296,939	30.452	0.355	6.265	Off Peak Load
08/09/2023 09:00	14.727	299,757	27.501	0.415	5.570	Off Peak Load
08/09/2023 10:00	15.125	277,085	49.155	0.312	6.748	Off Peak Load
08/09/2023 11:00	14.678	328,059	29.913	0.394	6.363	On Peak Load
08/09/2023 12:00	14.717	322,687	30.794	0.358	6.340	On Peak Load
08/09/2023 13:00	14.684	327,448	29.855	0.175	6.232	On Peak Load
08/09/2023 14:00	14.778	318,604	32.270	0.262	5.753	On Peak Load
08/09/2023 15:00	14.798	333,221	32.038	0.177	6.235	On Peak Load
08/09/2023 16:00	14.815	326,126	31.780	0.146	6.081	On Peak Load
08/09/2023 17:00	14.767	326,517	30.548	0.140	5.974	On Peak Load
08/09/2023 18:00	14.800	335,790	30.432	0.128	6.295	On Peak Load
08/09/2023 19:00	14.702	324,998	30.497	0.134	5.117	On Peak Load
08/09/2023 20:00	14.709	328,893	29.667	0.152	6.288	On Peak Load
08/09/2023 21:00	14.722	333,461	32.390	0.243	6.282	On Peak Load
08/09/2023 22:00	14.732	322,170	32.042	0.213	5.988	On Peak Load
08/09/2023 23:00	14.975	276,444	38.842	0.412	6.076	Off Peak Load
09/09/2023 00:00	14.723	301,312	29.139	0.344	6.250	Off Peak Load
09/09/2023 01:00	14.736	300,914	29.224	0.388	6.114	Off Peak Load
09/09/2023 02:00	14.738	303,334	27.817	0.456	5.628	Off Peak Load
09/09/2023 03:00	14.669	309,562	25.739	0.496	5.940	Off Peak Load
09/09/2023 04:00	14.644	308,764	26.598	0.520	5.661	Off Peak Load
09/09/2023 05:00	14.704	307,006	27.543	0.553	5.887	Off Peak Load
09/09/2023 06:00	14.718	302,975	32.250	0.556	5.877	Off Peak Load
09/09/2023 07:00	14.724	306,711	30.205	0.548	5.825	Off Peak Load
09/09/2023 08:00	14.848	296,964	30.828	0.333	5.949	Off Peak Load
09/09/2023 09:00	14.840	303,007	32.727	0.363	6.286	Off Peak Load
09/09/2023 10:00	15.074	282,902	43.754	0.358	6.142	Off Peak Load
09/09/2023 11:00	14.773	333,520	31.364	0.262	6.253	On Peak Load
09/09/2023 12:00	14.809	356,283	31.871	0.383	6.213	On Peak Load
09/09/2023 13:00	14.773	338,423	31.171	0.351	5.930	On Peak Load
09/09/2023 14:00	14.836	338,565	32.300	0.517	5.848	On Peak Load
09/09/2023 15:00	14.804	337,195	32.385	0.468	5.573	On Peak Load
09/09/2023 16:00	14.859	375,823	33.255	0.302	5.754	On Peak Load
09/09/2023 17:00	14.776	335,735	31.360	0.357	5.437	On Peak Load
09/09/2023 18:00	14.734	324,211	29.400	0.290	5.852	On Peak Load
09/09/2023 19:00	14.689	330,946	27.306	0.170	6.095	On Peak Load
09/09/2023 20:00	14.696	327,475	30.508	0.273	6.352	On Peak Load
09/09/2023 21:00	14.694	325,535	30.706	0.318	6.322	On Peak Load
09/09/2023 22:00	14.689	335,588	30.057	0.216	6.008	On Peak Load
09/09/2023 23:00	15.060	283,073	46.334	0.223	6.048	Off Peak Load
10/09/2023 00:00	14.771	301,808	25.557	0.265	5.742	Off Peak Load
10/09/2023 01:00	14.713	306,346	26.169	0.372	5.827	Off Peak Load
10/09/2023 02:00	14.742	301,618	25.064	0.253	5.636	Off Peak Load
10/09/2023 03:00	14.742	306,844	27.388	0.325	5.941	Off Peak Load
10/09/2023 04:00	14.780	303,590	25.654	0.245	5.987	Off Peak Load
10/09/2023 05:00	14.823	301,896	34.206	0.453	6.019	Off Peak Load
10/09/2023 06:00	14.798	300,383	27.579	0.220	5.800	Off Peak Load
10/09/2023 07:00	14.789	298,996	31.422	0.336	6.081	Off Peak Load
10/09/2023 08:00	14.827	291,365	31.715	0.259	5.661	Off Peak Load
10/09/2023 09:00	14.889	298,971	32.264	0.254	6.036	Off Peak Load
10/09/2023 10:00	14.909	309,792	33.477	0.341	6.111	Off Peak Load
10/09/2023 11:00	14.941	297,494	33.993	0.233	6.016	Off Peak Load
10/09/2023 12:00	14.921	303,526	31.869	0.147	6.310	Off Peak Load

Site Name: [illegible]
Stack Name: [illegible]
Periodically: [illegible]

Date & Time	Actual Operation Condition: O2 (%)	Actual Operation Condition: FLOW @1 ATM 25C (m3/hr)	Emission Concentration for Standardization Comparison: HRSG1_NOx@7%O2 (ppm)	Emission Concentration for Standardization Comparison: HRSG1_SOx@7%O2 (ppm)	Emission Concentration for Standardization Comparison: HRSG1_Dust (7%O2) (mg/m3)	Remark
10/09/2023 13:00	14.879	308,818	31.833	0.144	5.212	Off Peak Load
10/09/2023 14:00	14.890	302,182	30.823	0.145	5.771	Off Peak Load
10/09/2023 15:00	14.884	302,821	30.728	0.120	5.655	Off Peak Load
10/09/2023 16:00	14.837	304,145	33.317	0.271	5.816	Off Peak Load
10/09/2023 17:00	14.822	298,693	32.674	0.263	5.817	Off Peak Load
10/09/2023 18:00	14.940	284,084	27.832	0.209	6.036	Off Peak Load
10/09/2023 19:00	14.633	337,359	29.564	0.252	6.183	On Peak Load
10/09/2023 20:00	14.662	321,855	28.026	0.236	6.012	On Peak Load
10/09/2023 21:00	14.739	337,015	32.047	0.368	5.889	On Peak Load
10/09/2023 22:00	15.013	300,486	28.924	0.243	5.908	Off Peak Load
10/09/2023 23:00	Shutdown	Shutdown	Shutdown	Shutdown	Shutdown	Off Peak Load GT12 SD Half Block
11/09/2023 00:00	Shutdown	Shutdown	Shutdown	Shutdown	Shutdown	Off Peak Load GT12 SD Half Block
11/09/2023 01:00	Shutdown	Shutdown	Shutdown	Shutdown	Shutdown	Off Peak Load GT12 SD Half Block
11/09/2023 02:00	Shutdown	Shutdown	Shutdown	Shutdown	Shutdown	Off Peak Load GT12 SD Half Block
11/09/2023 03:00	Shutdown	Shutdown	Shutdown	Shutdown	Shutdown	Off Peak Load GT12 SD Half Block
11/09/2023 04:00	Shutdown	Shutdown	Shutdown	Shutdown	Shutdown	Off Peak Load GT12 SD Half Block
11/09/2023 05:00	Shutdown	Shutdown	Shutdown	Shutdown	Shutdown	Off Peak Load GT12 SD Half Block
11/09/2023 06:00	Shutdown	Shutdown	Shutdown	Shutdown	Shutdown	Off Peak Load GT12 SD Half Block
11/09/2023 07:00	Shutdown	Shutdown	Shutdown	Shutdown	Shutdown	Off Peak Load GT12 SD Half Block
11/09/2023 08:00	Shutdown	Shutdown	Shutdown	Shutdown	Shutdown	Off Peak Load GT12 SD Half Block
11/09/2023 09:00	Shutdown	Shutdown	Shutdown	Shutdown	Shutdown	Off Peak Load GT12 SD Half Block
11/09/2023 10:00	Shutdown	Shutdown	Shutdown	Shutdown	Shutdown	Off Peak Load GT12 SD Half Block
11/09/2023 11:00	14.737	332,425	31.976	0.190	6.175	On Peak Load
11/09/2023 12:00	14.746	324,148	32.846	0.221	5.657	On Peak Load
11/09/2023 13:00	14.704	347,071	32.753	0.198	5.958	On Peak Load
11/09/2023 14:00	14.744	331,038	32.955	0.198	5.906	On Peak Load
11/09/2023 15:00	14.709	336,280	32.659	0.210	5.967	On Peak Load
11/09/2023 16:00	14.744	338,738	32.695	0.126	5.845	On Peak Load
11/09/2023 17:00	14.732	360,399	30.954	0.086	5.870	On Peak Load
11/09/2023 18:00	14.708	330,691	31.296	0.108	6.027	On Peak Load
11/09/2023 19:00	14.760	335,547	31.156	0.157	6.381	On Peak Load
11/09/2023 20:00	14.724	337,228	32.932	0.367	6.079	On Peak Load
11/09/2023 21:00	14.762	339,444	31.443	0.201	6.427	On Peak Load
11/09/2023 22:00	14.731	347,044	33.278	0.320	6.249	On Peak Load
11/09/2023 23:00	14.821	376,381	35.617	0.182	6.508	Off Peak Load GT11 SD Half Block
12/09/2023 00:00	14.812	365,544	35.080	0.264	6.397	Off Peak Load GT11 SD Half Block
12/09/2023 01:00	14.810	359,564	34.306	0.210	6.220	Off Peak Load GT11 SD Half Block
12/09/2023 02:00	14.809	355,337	35.672	0.339	6.272	Off Peak Load GT11 SD Half Block
12/09/2023 03:00	14.809	365,017	33.344	0.213	6.240	Off Peak Load GT11 SD Half Block
12/09/2023 04:00	14.809	358,257	33.660	0.221	6.316	Off Peak Load GT11 SD Half Block
12/09/2023 05:00	14.820	356,968	35.927	0.360	6.222	Off Peak Load GT11 SD Half Block
12/09/2023 06:00	14.834	355,321	31.290	0.246	6.368	Off Peak Load GT11 SD Half Block
12/09/2023 07:00	14.847	359,942	33.523	0.255	6.256	Off Peak Load GT11 SD Half Block
12/09/2023 08:00	14.861	368,400	33.333	0.178	6.493	Off Peak Load GT11 SD Half Block
12/09/2023 09:00	14.838	367,593	32.634	0.140	6.193	Off Peak Load GT11 SD Half Block
12/09/2023 10:00	14.804	369,634	37.280	0.151	6.432	Off Peak Load
12/09/2023 11:00	14.695	333,472	32.213	0.175	6.103	On Peak Load
12/09/2023 12:00	14.727	325,855	31.860	0.166	6.052	On Peak Load
12/09/2023 13:00	14.730	333,010	30.406	0.026	6.090	On Peak Load
12/09/2023 14:00	14.793	339,653	33.844	0.029	5.850	On Peak Load
12/09/2023 15:00	14.775	335,008	32.277	0.028	6.176	On Peak Load
12/09/2023 16:00	14.639	352,359	30.425	0.168	5.846	On Peak Load
12/09/2023 17:00	14.677	336,443	29.280	0.260	6.190	On Peak Load
12/09/2023 18:00	14.745	342,504	30.420	0.428	6.015	On Peak Load
12/09/2023 19:00	14.741	338,921	29.123	0.521	6.118	On Peak Load
12/09/2023 20:00	14.790	339,639	31.074	0.584	6.235	On Peak Load
12/09/2023 21:00	14.801	347,658	31.813	0.693	6.321	On Peak Load
12/09/2023 22:00	14.776	342,543	30.399	0.739	6.354	On Peak Load
12/09/2023 23:00	Shutdown	Shutdown	Shutdown	Shutdown	Shutdown	Off Peak Load GT12 SD Half Block
13/09/2023 00:00	Shutdown	Shutdown	Shutdown	Shutdown	Shutdown	Off Peak Load GT12 SD Half Block
13/09/2023 01:00	Shutdown	Shutdown	Shutdown	Shutdown	Shutdown	Off Peak Load GT12 SD Half Block
13/09/2023 02:00	Shutdown	Shutdown	Shutdown	Shutdown	Shutdown	Off Peak Load GT12 SD Half Block
13/09/2023 03:00	Shutdown	Shutdown	Shutdown	Shutdown	Shutdown	Off Peak Load GT12 SD Half Block
13/09/2023 04:00	Shutdown	Shutdown	Shutdown	Shutdown	Shutdown	Off Peak Load GT12 SD Half Block
13/09/2023 05:00	Shutdown	Shutdown	Shutdown	Shutdown	Shutdown	Off Peak Load GT12 SD Half Block
13/09/2023 06:00	Shutdown	Shutdown	Shutdown	Shutdown	Shutdown	Off Peak Load GT12 SD Half Block
13/09/2023 07:00	Shutdown	Shutdown	Shutdown	Shutdown	Shutdown	Off Peak Load GT12 SD Half Block
13/09/2023 08:00	Shutdown	Shutdown	Shutdown	Shutdown	Shutdown	Off Peak Load GT12 SD Half Block
13/09/2023 09:00	Shutdown	Shutdown	Shutdown	Shutdown	Shutdown	Off Peak Load GT12 SD Half Block
13/09/2023 10:00	Shutdown	Shutdown	Shutdown	Shutdown	Shutdown	Off Peak Load GT12 SD Half Block
13/09/2023 11:00	14.811	349,692	31.340	0.630	6.518	On Peak Load
13/09/2023 12:00	14.799	330,415	31.683	0.587	6.103	On Peak Load
13/09/2023 13:00	14.820	337,333	31.186	0.467	5.957	On Peak Load
13/09/2023 14:00	14.843	339,796	31.995	0.496	6.087	On Peak Load
13/09/2023 15:00	14.823	340,044	32.116	0.505	6.183	On Peak Load
13/09/2023 16:00	14.830	335,853	30.729	0.466	6.311	On Peak Load

Site Name: [illegible]
Stack Name: [illegible]
Periodically: [illegible]

Date & Time	Actual Operation Condition: O2 (%)	Actual Operation Condition: FLOW @1 ATM 25C (m3/hr)	Emission Concentration for Standardization Comparison: HRSG1_NOx@7%O2 (ppm)	Emission Concentration for Standardization Comparison: HRSG1_SOx@7%O2 (ppm)	Emission Concentration for Standardization Comparison: HRSG1_Dust (7%O2) (mg/m3)	Remark
13/09/2023 17:00	14.774	326,362	30.548	0.506	5.985	On Peak Load
13/09/2023 18:00	14.788	342,375	30.565	0.540	6.277	On Peak Load
13/09/2023 19:00	14.783	332,426	29.656	0.579	6.453	On Peak Load
13/09/2023 20:00	14.777	330,130	29.449	0.683	6.368	On Peak Load
13/09/2023 21:00	14.773	336,858	29.706	0.713	6.215	On Peak Load
13/09/2023 22:00	14.791	346,062	29.147	0.815	6.119	On Peak Load
13/09/2023 23:00	Shutdown	Shutdown	Shutdown	Shutdown	Shutdown	Off Peak Load GT12 SD Half Block
14/09/2023 00:00	Shutdown	Shutdown	Shutdown	Shutdown	Shutdown	Off Peak Load GT12 SD Half Block
14/09/2023 01:00	Shutdown	Shutdown	Shutdown	Shutdown	Shutdown	Off Peak Load GT12 SD Half Block
14/09/2023 02:00	Shutdown	Shutdown	Shutdown	Shutdown	Shutdown	Off Peak Load GT12 SD Half Block
14/09/2023 03:00	Shutdown	Shutdown	Shutdown	Shutdown	Shutdown	Off Peak Load GT12 SD Half Block
14/09/2023 04:00	Shutdown	Shutdown	Shutdown	Shutdown	Shutdown	Off Peak Load GT12 SD Half Block
14/09/2023 05:00	Shutdown	Shutdown	Shutdown	Shutdown	Shutdown	Off Peak Load GT12 SD Half Block
14/09/2023 06:00	Shutdown	Shutdown	Shutdown	Shutdown	Shutdown	Off Peak Load GT12 SD Half Block
14/09/2023 07:00	Shutdown	Shutdown	Shutdown	Shutdown	Shutdown	Off Peak Load GT12 SD Half Block
14/09/2023 08:00	Shutdown	Shutdown	Shutdown	Shutdown	Shutdown	Off Peak Load GT12 SD Half Block
14/09/2023 09:00	Shutdown	Shutdown	Shutdown	Shutdown	Shutdown	Off Peak Load GT12 SD Half Block
14/09/2023 10:00	Shutdown	Shutdown	Shutdown	Shutdown	Shutdown	Off Peak Load GT12 SD Half Block
14/09/2023 11:00	14.783	345,184	32.052	0.722	5.730	On Peak Load
14/09/2023 12:00	14.789	331,479	31.837	0.685	5.657	On Peak Load
14/09/2023 13:00	14.842	335,131	31.625	0.608	5.409	On Peak Load
14/09/2023 14:00	14.874	346,135	33.950	0.618	5.921	On Peak Load
14/09/2023 15:00	14.828	344,795	33.246	0.560	5.885	On Peak Load
14/09/2023 16:00	14.801	346,598	31.611	0.588	5.793	On Peak Load
14/09/2023 17:00	14.776	338,852	30.607	0.611	6.715	On Peak Load
14/09/2023 18:00	14.765	343,461	30.615	0.679	9.193	On Peak Load
14/09/2023 19:00	14.708	343,183	29.536	0.679	8.982	On Peak Load
14/09/2023 20:00	14.757	340,701	30.837	0.747	7.641	On Peak Load
14/09/2023 21:00	14.767	330,377	32.721	0.809	14.921	On Peak Load
14/09/2023 22:00	14.756	339,200	31.511	0.815	6.936	On Peak Load
14/09/2023 23:00	Shutdown	Shutdown	Shutdown	Shutdown	Shutdown	Off Peak Load GT12 SD Half Block
15/09/2023 00:00	Shutdown	Shutdown	Shutdown	Shutdown	Shutdown	Off Peak Load GT12 SD Half Block
15/09/2023 01:00	Shutdown	Shutdown	Shutdown	Shutdown	Shutdown	Off Peak Load GT12 SD Half Block
15/09/2023 02:00	Shutdown	Shutdown	Shutdown	Shutdown	Shutdown	Off Peak Load GT12 SD Half Block
15/09/2023 03:00	Shutdown	Shutdown	Shutdown	Shutdown	Shutdown	Off Peak Load GT12 SD Half Block
15/09/2023 04:00	Shutdown	Shutdown	Shutdown	Shutdown	Shutdown	Off Peak Load GT12 SD Half Block
15/09/2023 05:00	Shutdown	Shutdown	Shutdown	Shutdown	Shutdown	Off Peak Load GT12 SD Half Block
15/09/2023 06:00	Shutdown	Shutdown	Shutdown	Shutdown	Shutdown	Off Peak Load GT12 SD Half Block
15/09/2023 07:00	Shutdown	Shutdown	Shutdown	Shutdown	Shutdown	Off Peak Load GT12 SD Half Block
15/09/2023 08:00	Shutdown	Shutdown	Shutdown	Shutdown	Shutdown	Off Peak Load GT12 SD Half Block
15/09/2023 09:00	Shutdown	Shutdown	Shutdown	Shutdown	Shutdown	Off Peak Load GT12 SD Half Block
15/09/2023 10:00	Shutdown	Shutdown	Shutdown	Shutdown	Shutdown	Off Peak Load GT12 SD Half Block
15/09/2023 11:00	14.750	341,193	30.543	0.890	6.343	On Peak Load
15/09/2023 12:00	14.749	334,772	30.712	0.821	6.668	On Peak Load
15/09/2023 13:00	14.788	329,553	30.612	0.857	7.742	On Peak Load
15/09/2023 14:00	14.759	327,761	30.525	0.749	7.275	On Peak Load
15/09/2023 15:00	14.755	329,508	30.595	0.708	7.335	On Peak Load
15/09/2023 16:00	14.792	329,818	30.730	0.758	8.042	On Peak Load
15/09/2023 17:00	14.741	348,416	30.814	0.742	7.789	On Peak Load
15/09/2023 18:00	14.723	328,275	29.616	0.746	9.321	On Peak Load
15/09/2023 19:00	14.764	333,829	31.376	0.797	7.312	On Peak Load
15/09/2023 20:00	14.708	330,773	29.059	0.873	8.793	On Peak Load
15/09/2023 21:00	14.752	336,701	30.325	0.849	7.165	On Peak Load
15/09/2023 22:00	14.728	336,599	31.852	0.888	7.445	On Peak Load
15/09/2023 23:00	Shutdown	Shutdown	Shutdown	Shutdown	Shutdown	Off Peak Load GT12 SD Half Block
16/09/2023 00:00	Shutdown	Shutdown	Shutdown	Shutdown	Shutdown	Off Peak Load GT12 SD Half Block
16/09/2023 01:00	Shutdown	Shutdown	Shutdown	Shutdown	Shutdown	Off Peak Load GT12 SD Half Block
16/09/2023 02:00	Shutdown	Shutdown	Shutdown	Shutdown	Shutdown	Off Peak Load GT12 SD Half Block
16/09/2023 03:00	Shutdown	Shutdown	Shutdown	Shutdown	Shutdown	Off Peak Load GT12 SD Half Block
16/09/2023 04:00	Shutdown	Shutdown	Shutdown	Shutdown	Shutdown	Off Peak Load GT12 SD Half Block
16/09/2023 05:00	Shutdown	Shutdown	Shutdown	Shutdown	Shutdown	Off Peak Load GT12 SD Half Block
16/09/2023 06:00	Shutdown	Shutdown	Shutdown	Shutdown	Shutdown	Off Peak Load GT12 SD Half Block
16/09/2023 07:00	Shutdown	Shutdown	Shutdown	Shutdown	Shutdown	Off Peak Load GT12 SD Half Block
16/09/2023 08:00	Shutdown	Shutdown	Shutdown	Shutdown	Shutdown	Off Peak Load GT12 SD Half Block
16/09/2023 09:00	Shutdown	Shutdown	Shutdown	Shutdown	Shutdown	Off Peak Load GT12 SD Half Block
16/09/2023 10:00	Shutdown	Shutdown	Shutdown	Shutdown	Shutdown	Off Peak Load GT12 SD Half Block
16/09/2023 11:00	14.799	333,738	31.258	0.717	7.089	On Peak Load
16/09/2023 12:00	14.801	324,122	31.520	0.616	6.862	On Peak Load
16/09/2023 13:00	14.805	340,086	31.494	0.543	7.456	On Peak Load
16/09/2023 14:00	14.810	333,622	32.014	0.580	7.382	On Peak Load
16/09/2023 15:00	14.758	336,435	32.056	0.631	9.408	On Peak Load
16/09/2023 16:00	14.812	327,445	32.009	0.641	9.302	On Peak Load
16/09/2023 17:00	14.777	324,982	33.068	0.676	8.861	On Peak Load
16/09/2023 18:00	14.801	327,893	31.072	0.648	9.139	On Peak Load
16/09/2023 19:00	14.772	324,816	31.770	0.751	9.384	On Peak Load
16/09/2023 20:00	14.738	337,161	30.528	0.786	9.575	On Peak Load

Site Name: [illegible]
Stack Name: [illegible]
Periodically: [illegible]

Date & Time	Actual Operation Condition: O2 (%)	Actual Operation Condition: FLOW @1 ATM 25C (m3/hr)	Emission Concentration for Standardization Comparison: HRSG1_NOx@7%O2 (ppm)	Emission Concentration for Standardization Comparison: HRSG1_SOx@7%O2 (ppm)	Emission Concentration for Standardization Comparison: HRSG1_Dust (7%O2) (mg/m3)	Remark
16/09/2023 21:00	14.732	343,947	31.474	0.768	6.651	On Peak Load
16/09/2023 22:00	14.745	330,074	31.013	0.803	7.074	On Peak Load
16/09/2023 23:00	Shutdown	Shutdown	Shutdown	Shutdown	Shutdown	Off Peak Load GT12 SD Half Block
17/09/2023 00:00	Shutdown	Shutdown	Shutdown	Shutdown	Shutdown	Off Peak Load GT12 SD Half Block
17/09/2023 01:00	Shutdown	Shutdown	Shutdown	Shutdown	Shutdown	Off Peak Load GT12 SD Half Block
17/09/2023 02:00	Shutdown	Shutdown	Shutdown	Shutdown	Shutdown	Off Peak Load GT12 SD Half Block
17/09/2023 03:00	Shutdown	Shutdown	Shutdown	Shutdown	Shutdown	Off Peak Load GT12 SD Half Block
17/09/2023 04:00	Shutdown	Shutdown	Shutdown	Shutdown	Shutdown	Off Peak Load GT12 SD Half Block
17/09/2023 05:00	Shutdown	Shutdown	Shutdown	Shutdown	Shutdown	Off Peak Load GT12 SD Half Block
17/09/2023 06:00	Shutdown	Shutdown	Shutdown	Shutdown	Shutdown	Off Peak Load GT12 SD Half Block
17/09/2023 07:00	Shutdown	Shutdown	Shutdown	Shutdown	Shutdown	Off Peak Load GT12 SD Half Block
17/09/2023 08:00	Shutdown	Shutdown	Shutdown	Shutdown	Shutdown	Off Peak Load GT12 SD Half Block
17/09/2023 09:00	Shutdown	Shutdown	Shutdown	Shutdown	Shutdown	Off Peak Load GT12 SD Half Block
17/09/2023 10:00	Shutdown	Shutdown	Shutdown	Shutdown	Shutdown	Off Peak Load GT12 SD Half Block
17/09/2023 11:00	Shutdown	Shutdown	Shutdown	Shutdown	Shutdown	Off Peak Load GT12 SD Half Block
17/09/2023 12:00	Shutdown	Shutdown	Shutdown	Shutdown	Shutdown	Off Peak Load GT12 SD Half Block
17/09/2023 13:00	Shutdown	Shutdown	Shutdown	Shutdown	Shutdown	Off Peak Load GT12 SD Half Block
17/09/2023 14:00	Shutdown	Shutdown	Shutdown	Shutdown	Shutdown	Off Peak Load GT12 SD Half Block
17/09/2023 15:00	Shutdown	Shutdown	Shutdown	Shutdown	Shutdown	Off Peak Load GT12 SD Half Block
17/09/2023 16:00	Shutdown	Shutdown	Shutdown	Shutdown	Shutdown	Off Peak Load GT12 SD Half Block
17/09/2023 17:00	Shutdown	Shutdown	Shutdown	Shutdown	Shutdown	Off Peak Load GT12 SD Half Block
17/09/2023 18:00	Shutdown	Shutdown	Shutdown	Shutdown	Shutdown	Off Peak Load GT12 SD Half Block
17/09/2023 19:00	14.716	330,448	34.289	0.530	9.152	On Peak Load
17/09/2023 20:00	14.744	321,796	32.435	0.631	9.290	On Peak Load
17/09/2023 21:00	14.716	321,285	30.862	0.598	9.320	On Peak Load
17/09/2023 22:00	14.714	326,628	31.861	0.641	9.600	On Peak Load
17/09/2023 23:00	14.718	303,663	24.917	0.649	9.335	Off Peak Load
18/09/2023 00:00	14.732	310,494	25.772	0.664	7.930	Off Peak Load
18/09/2023 01:00	14.740	307,557	25.912	0.717	6.672	Off Peak Load
18/09/2023 02:00	14.681	313,809	26.778	0.685	8.760	Off Peak Load
18/09/2023 03:00	14.710	307,721	25.935	0.782	8.642	Off Peak Load
18/09/2023 04:00	14.722	302,251	26.135	0.804	5.909	Off Peak Load
18/09/2023 05:00	14.706	298,683	25.888	0.846	7.217	Off Peak Load
18/09/2023 06:00	14.696	304,546	25.910	0.865	6.324	Off Peak Load
18/09/2023 07:00	14.674	305,452	26.741	0.841	5.862	Off Peak Load
18/09/2023 08:00	14.669	313,671	26.318	0.851	7.548	Off Peak Load
18/09/2023 09:00	14.657	314,776	26.196	0.833	7.209	Off Peak Load
18/09/2023 10:00	14.991	292,504	32.745	0.820	7.615	Off Peak Load
18/09/2023 11:00	14.765	348,831	31.667	0.791	7.505	On Peak Load
18/09/2023 12:00	14.801	339,765	33.306	0.731	7.475	On Peak Load
18/09/2023 13:00	14.770	336,225	32.252	0.639	8.157	On Peak Load
18/09/2023 14:00	14.784	336,939	31.970	0.612	8.145	On Peak Load
18/09/2023 15:00	14.788	345,865	31.244	0.561	8.679	On Peak Load
18/09/2023 16:00	14.792	338,807	30.776	0.583	8.467	On Peak Load
18/09/2023 17:00	14.787	337,943	32.837	0.679	8.595	On Peak Load
18/09/2023 18:00	14.787	335,019	31.606	0.599	8.742	On Peak Load
18/09/2023 19:00	14.769	329,704	32.086	0.654	9.451	On Peak Load
18/09/2023 20:00	14.744	341,781	30.997	0.655	9.733	On Peak Load
18/09/2023 21:00	14.747	345,059	32.316	0.702	9.044	On Peak Load
18/09/2023 22:00	14.747	341,273	31.620	0.698	9.134	On Peak Load
18/09/2023 23:00	14.938	291,399	32.273	0.700	8.711	Off Peak Load
19/09/2023 00:00	14.645	322,227	28.939	0.693	8.911	Off Peak Load
19/09/2023 01:00	14.621	319,070	29.037	0.745	8.587	Off Peak Load
19/09/2023 02:00	14.636	325,443	29.388	0.742	9.300	Off Peak Load
19/09/2023 03:00	14.643	326,376	29.357	0.738	8.866	Off Peak Load
19/09/2023 04:00	14.660	323,034	28.157	0.730	9.021	Off Peak Load
19/09/2023 05:00	14.637	315,765	28.488	0.780	9.314	Off Peak Load
19/09/2023 06:00	14.639	308,465	29.199	0.764	9.786	Off Peak Load
19/09/2023 07:00	14.637	310,611	28.768	0.803	9.353	Off Peak Load
19/09/2023 08:00	14.674	311,060	24.502	0.750	9.852	Off Peak Load
19/09/2023 09:00	14.746	306,416	25.888	0.596	8.625	Off Peak Load
19/09/2023 10:00	15.102	279,643	38.216	0.543	9.959	Off Peak Load
19/09/2023 11:00	14.794	337,696	33.104	0.385	9.574	On Peak Load
19/09/2023 12:00	14.797	329,538	33.308	0.286	8.776	On Peak Load
19/09/2023 13:00	14.818	325,889	33.964	0.217	9.022	On Peak Load
19/09/2023 14:00	14.710	338,005	30.315	0.204	8.971	On Peak Load
19/09/2023 15:00	14.762	332,465	31.552	0.230	9.906	On Peak Load
19/09/2023 16:00	14.755	340,144	31.270	0.249	9.486	On Peak Load
19/09/2023 17:00	14.794	339,441	32.025	0.253	9.658	On Peak Load
19/09/2023 18:00	14.773	345,443	31.388	0.348	9.593	On Peak Load
19/09/2023 19:00	14.791	340,278	30.914	0.346	9.584	On Peak Load
19/09/2023 20:00	14.749	348,587	31.342	0.495	9.727	On Peak Load
19/09/2023 21:00	14.750	343,883	30.284	0.414	9.095	On Peak Load
19/09/2023 22:00	14.708	345,498	31.412	0.496	9.269	On Peak Load
19/09/2023 23:00	14.963	284502.063	34.240	0.529	8.932	Off Peak Load
20/09/2023 00:00	14.637	316539.844	28.072	0.541	9.353	Off Peak Load

Site Name: [illegible]
Stack Name: [illegible]
Periodically: [illegible]

Date & Time	Actual Operation Condition		Emission Concentration for Standardization Comparison			Remark
	O2	FLOW @1 ATM 25C	HR501_NOx@7%O2	HR501_SOx@7%O2	HR501_Dust (7%O2)	
	%	m3/hr	ppm	ppm	mg/m3	
20/08/2023 01:00	14.652	313293.000	27.884	0.554	9.621	Off Peak Load
20/08/2023 02:00	14.679	321400.813	27.281	0.635	10.051	Off Peak Load
20/08/2023 03:00	14.658	320097.813	27.952	0.670	9.035	Off Peak Load
20/08/2023 04:00	14.620	320687.500	28.541	0.691	9.650	Off Peak Load
20/08/2023 05:00	14.627	316471.938	27.456	0.698	7.707	Off Peak Load
20/08/2023 06:00	14.635	312470.469	28.337	0.685	7.104	Off Peak Load
20/08/2023 07:00	14.611	300682.750	27.999	0.693	7.353	Off Peak Load
20/08/2023 08:00	14.661	313157.656	26.866	0.670	6.913	Off Peak Load
20/08/2023 09:00	14.701	302321.656	25.962	0.663	6.368	Off Peak Load
20/08/2023 10:00	14.745	298.859	27.493	0.525	6.146	Off Peak Load
20/08/2023 11:00	14.894	367.099	36.819	0.436	6.700	Off Peak Load
20/08/2023 12:00	14.831	323.582	33.920	0.382	6.134	On Peak Load
20/08/2023 13:00	14.830	317.976	32.889	0.234	5.807	On Peak Load
20/08/2023 14:00	14.882	343.788	33.891	0.145	6.135	On Peak Load
20/08/2023 15:00	14.776	400.203	34.109	0.165	6.207	On Peak Load
20/08/2023 16:00	14.740	328.302	32.538	0.212	8.680	On Peak Load
20/08/2023 17:00	14.711	322.192	31.605	0.325	8.627	On Peak Load
20/08/2023 18:00	14.711	316.384	31.701	0.466	6.265	On Peak Load
20/08/2023 19:00	14.714	327.406	30.947	0.514	6.268	On Peak Load
20/08/2023 20:00	14.724	333.568	31.115	0.581	7.243	On Peak Load
20/08/2023 21:00	14.717	321.371	32.678	0.584	6.500	On Peak Load
20/08/2023 22:00	14.710	330.384	32.057	0.625	9.470	On Peak Load
20/08/2023 23:00	14.982	278.386	37.271	0.702	9.847	Off Peak Load
21/08/2023 00:00	14.655	313.468	28.210	0.708	9.788	Off Peak Load
21/08/2023 01:00	14.651	304.348	31.546	0.678	5.809	Off Peak Load
21/08/2023 02:00	14.660	319.262	30.188	0.755	8.458	Off Peak Load
21/08/2023 03:00	14.670	308.630	29.419	0.726	7.550	Off Peak Load
21/08/2023 04:00	14.666	303.718	26.705	0.732	8.930	Off Peak Load
21/08/2023 05:00	14.699	306.073	25.800	0.768	10.092	Off Peak Load
21/08/2023 06:00	14.647	298.175	27.993	0.715	11.138	Off Peak Load
21/08/2023 07:00	14.669	296.798	26.658	0.700	8.657	Off Peak Load
21/08/2023 08:00	14.705	284.564	24.735	0.691	8.405	Off Peak Load
21/08/2023 09:00	14.705	310.985	26.950	0.642	7.319	Off Peak Load
21/08/2023 10:00	15.101	274.254	47.216	0.680	6.234	Off Peak Load
21/08/2023 11:00	14.697	324.949	30.089	0.487	5.665	On Peak Load
21/08/2023 12:00	14.796	335.198	31.030	0.379	5.154	On Peak Load
21/08/2023 13:00	14.775	337.939	31.411	0.299	5.194	On Peak Load
21/08/2023 14:00	14.849	339.167	33.297	0.207	5.094	On Peak Load
21/08/2023 15:00	14.774	350.601	30.694	0.183	4.600	On Peak Load
21/08/2023 16:00	14.749	325.450	32.540	0.181	6.987	On Peak Load
21/08/2023 17:00	14.737	313.119	32.447	0.308	9.639	On Peak Load
21/08/2023 18:00	14.708	322.783	33.037	0.420	7.333	On Peak Load
21/08/2023 19:00	14.734	337.629	33.642	0.449	6.845	On Peak Load
21/08/2023 20:00	14.756	338.865	33.380	0.515	4.461	On Peak Load
21/08/2023 21:00	14.739	342.656	32.495	0.579	4.332	On Peak Load
21/08/2023 22:00	14.726	341.724	31.572	0.604	7.448	On Peak Load
21/08/2023 23:00	14.916	279540.781	33.621	0.665	8.154	Off Peak Load
22/08/2023 00:00	14.651	309610.563	28.243	0.616	9.291	Off Peak Load
22/08/2023 01:00	14.640	316138.875	29.196	0.650	6.003	Off Peak Load
22/08/2023 02:00	14.615	315062.594	29.804	0.707	4.986	Off Peak Load
22/08/2023 03:00	14.656	319300.594	30.468	0.756	5.341	Off Peak Load
22/08/2023 04:00	14.659	321442.000	29.314	0.737	6.134	Off Peak Load
22/08/2023 05:00	14.661	316759.875	29.157	0.817	5.437	Off Peak Load
22/08/2023 06:00	14.644	307740.938	28.185	0.810	3.981	Off Peak Load
22/08/2023 07:00	14.659	309022.000	29.433	0.775	3.333	Off Peak Load
22/08/2023 08:00	14.700	308049.000	25.794	0.705	3.311	Off Peak Load
22/08/2023 09:00	14.705	308605.563	27.070	0.655	4.992	Off Peak Load
22/08/2023 10:00	15.125	288.490	54.569	0.622	5.542	Off Peak Load
22/08/2023 11:00	14.741	325.132	30.774	0.469	4.261	On Peak Load
22/08/2023 12:00	14.746	323.407	30.581	0.434	4.209	On Peak Load
22/08/2023 13:00	14.806	334.327	32.052	0.290	3.674	On Peak Load
22/08/2023 14:00	14.869	339.737	33.817	0.264	3.409	On Peak Load
22/08/2023 15:00	14.840	343.824	33.711	0.184	3.597	On Peak Load
22/08/2023 16:00	14.780	338.818	31.776	0.241	4.545	On Peak Load
22/08/2023 17:00	14.799	336.175	32.256	0.249	6.140	On Peak Load
22/08/2023 18:00	14.760	328.247	31.312	0.279	6.612	On Peak Load
22/08/2023 19:00	14.771	332.013	32.114	0.293	7.114	On Peak Load
22/08/2023 20:00	14.761	337.624	32.226	0.289	7.406	On Peak Load
22/08/2023 21:00	14.760	339.149	31.061	0.343	7.210	On Peak Load
22/08/2023 22:00	14.718	341.559	31.298	0.430	6.481	On Peak Load
22/08/2023 23:00	14.919	287.497	31.746	0.509	6.779	Off Peak Load
23/08/2023 00:00	14.640	314.023	26.787	0.455	6.348	Off Peak Load
23/08/2023 01:00	14.642	315.710	28.634	0.537	6.898	Off Peak Load
23/08/2023 02:00	14.636	317.267	28.009	0.577	5.176	Off Peak Load
23/08/2023 03:00	14.625	311.181	28.085	0.580	4.849	Off Peak Load
23/08/2023 04:00	14.629	311.570	26.480	0.571	4.596	Off Peak Load

Site Name: [illegible]
Stack Name: [illegible]
Periodically: [illegible]

Date & Time	Actual Operation Condition		Emission Concentration for Standardization Comparison			Remark
	O2	FLOW @1 ATM 25C	HR501_NOx@7%O2	HR501_SOx@7%O2	HR501_Dust (7%O2)	
	%	m3/hr	ppm	ppm	mg/m3	
23/08/2023 05:00	14.640	308.740	26.702	0.597	5.029	Off Peak Load
23/08/2023 06:00	14.624	315.181	27.974	0.631	3.875	Off Peak Load
23/08/2023 07:00	14.657	312.458	27.632	0.634	2.924	Off Peak Load
23/08/2023 08:00	14.729	305.722	23.932	0.599	2.712	Off Peak Load
23/08/2023 09:00	14.721	311.981	24.538	0.579	2.509	Off Peak Load
23/08/2023 10:00	15.105	288.538	43.287	0.512	3.136	Off Peak Load
23/08/2023 11:00	14.776	341.213	31.998	0.415	2.595	On Peak Load
23/08/2023 12:00	14.791	340.679	31.935	0.284	2.408	On Peak Load
23/08/2023 13:00	14.791	328.007	30.560	0.261	3.549	On Peak Load
23/08/2023 14:00	14.846	334.930	32.310	0.295	3.630	On Peak Load
23/08/2023 15:00	14.832	351.620	32.906	0.217	4.151	On Peak Load
23/08/2023 16:00	14.775	338.857	32.282	0.130	4.515	On Peak Load
23/08/2023 17:00	14.762	321.746	30.875	0.102	3.592	On Peak Load
23/08/2023 18:00	14.746	332.135	29.837	0.200	7.292	On Peak Load
23/08/2023 19:00	14.734	332.218	31.323	0.222	6.654	On Peak Load
23/08/2023 20:00	14.717	335.039	30.315	0.271	6.218	On Peak Load
23/08/2023 21:00	14.713	335.587	30.572	0.283	6.177	On Peak Load
23/08/2023 22:00	14.683	335.576	31.091	0.347	5.899	On Peak Load
23/08/2023 23:00	14.996	286.851	35.840	0.415	6.209	Off Peak Load
24/08/2023 00:00	14.699	312.501	24.883	0.440	6.030	Off Peak Load
24/08/2023 01:00	14.648	316.853	27.300	0.513	6.319	Off Peak Load
24/08/2023 02:00	14.635	317.153	28.171	0.536	6.778	Off Peak Load
24/08/2023 03:00	14.624	320.150	27.597	0.587	6.990	Off Peak Load
24/08/2023 04:00	14.665	315.854	25.695	0.552	6.870	Off Peak Load
24/08/2023 05:00	14.652	313.960	25.769	0.612	6.624	Off Peak Load
24/08/2023 06:00	14.665	311.130	25.627	0.607	6.534	Off Peak Load
24/08/2023 07:00	14.713	306.153	24.016	0.594	7.137	Off Peak Load
24/08/2023 08:00	14.801	302.877	30.440	0.489	7.461	Off Peak Load
24/08/2023 09:00	14.771	311.256	23.214	0.392	6.828	Off Peak Load
24/08/2023 10:00	14.781	313.240	25.493	0.307	6.420	Off Peak Load
24/08/2023 11:00	14.836	311.085	24.802	0.237	7.224	Off Peak Load
24/08/2023 12:00	14.772	310.509	24.270	0.159	6.387	Off Peak Load
24/08/2023 13:00	14.753	302.899	25.405	0.266	5.127	Off Peak Load
24/08/2023 14:00	14.744	301.041	22.829	0.369	4.055	Off Peak Load
24/08/2023 15:00	14.737	300.519	22.810	0.286	3.643	Off Peak Load
24/08/2023 16:00	14.680	298.933	22.967	0.310	4.152	Off Peak Load
24/08/2023 17:00	14.722	309.500	25.407	0.333	4.474	Off Peak Load
24/08/2023 18:00	14.965	290.485	28.172	0.402	3.538	Off Peak Load
24/08/2023 19:00	14.606	330.114	28.431	0.451	3.238	On Peak Load
24/08/2023 20:00	14.702	337.646	30.127	0.468	2.829	On Peak Load
24/08/2023 21:00	14.673	328.731	28.218	0.453	3.018	On Peak Load
24/08/2023 22:00	Shutdown	Shutdown	Shutdown	Shutdown	Shutdown	Off Peak Load GT12 SD Half Block
24/08/2023 23:00	Shutdown	Shutdown	Shutdown	Shutdown	Shutdown	Off Peak Load GT12 SD Half Block
25/08/2023 00:00	Shutdown	Shutdown	Shutdown	Shutdown	Shutdown	Off Peak Load GT12 SD Half Block
25/08/2023 01:00	Shutdown	Shutdown	Shutdown	Shutdown	Shutdown	Off Peak Load GT12 SD Half Block
25/08/2023 02:00	Shutdown	Shutdown	Shutdown	Shutdown	Shutdown	Off Peak Load GT12 SD Half Block
25/08/2023 03:00	Shutdown	Shutdown	Shutdown	Shutdown	Shutdown	Off Peak Load GT12 SD Half Block
25/08/2023 04:00	Shutdown	Shutdown	Shutdown	Shutdown	Shutdown	Off Peak Load GT12 SD Half Block
25/08/2023 05:00	Shutdown	Shutdown	Shutdown	Shutdown	Shutdown	Off Peak Load GT12 SD Half Block
25/08/2023 06:00	Shutdown	Shutdown	Shutdown	Shutdown	Shutdown	Off Peak Load GT12 SD Half Block
25/08/2023 07:00	Shutdown	Shutdown	Shutdown	Shutdown	Shutdown	Off Peak Load GT12 SD Half Block
25/08/2023 08:00	Shutdown	Shutdown	Shutdown	Shutdown	Shutdown	Off Peak Load GT12 SD Half Block
25/08/2023 09:00	Shutdown	Shutdown	Shutdown	Shutdown	Shutdown	Off Peak Load GT12 SD Half Block
25/08/2023 10:00	Shutdown	Shutdown	Shutdown	Shutdown	Shutdown	Off Peak Load GT12 SD Half Block
25/08/2023 11:00	Shutdown	Shutdown	Shutdown	Shutdown	Shutdown	Off Peak Load GT12 SD Half Block
25/08/2023 12:00	14.656	329.517	32.603	0.159	3.122	On Peak Load
25/08/2023 13:00	14.700	336.828	35.573	0.214	6.099	On Peak Load
25/08/2023 14:00	14.713	330.764	31.540	0.310	6.254	On Peak Load
25/08/2023 15:00	14.796	373.039	36.844	0.372	3.177	Off Peak Load
25/08/2023 16:00	14.794	376.004	36.340	0.454	3.283	Off Peak Load
25/08/2023 17:00	14.791	375.847	37.990	0.501	2.909	Off Peak Load
25/08/2023 18:00	14.789	379.108	37.171	0.520	3.975	Off Peak Load
25/08/2023 19:00	14.787	375.497	35.503	0.501	4.726	Off Peak Load
25/08/2023 20:00	14.712	336.955	30.408	0.502	5.292	On Peak Load
25/08/2023 21:00	14.747	339.159	30.167	0.543	5.173	On Peak Load
25/08/2023 22:00	14.706	339.869	29.767	0.600	5.749	On Peak Load
25/08/2023 23:00	Shutdown	Shutdown	Shutdown	Shutdown	Shutdown	Off Peak Load GT12 SD Half Block
26/08/2023 00:00	Shutdown	Shutdown	Shutdown	Shutdown	Shutdown	Off Peak Load GT12 SD Half Block
26/08/2023 01:00	Shutdown	Shutdown	Shutdown	Shutdown	Shutdown	Off Peak Load GT12 SD Half Block
26/08/2023 02:00	Shutdown	Shutdown	Shutdown	Shutdown	Shutdown	Off Peak Load GT12 SD Half Block
26/08/2023 03:00	Shutdown	Shutdown	Shutdown	Shutdown	Shutdown	Off Peak Load GT12 SD Half Block
26/08/2023 04:00	Shutdown	Shutdown	Shutdown	Shutdown	Shutdown	Off Peak Load GT12 SD Half Block
26/08/2023 05:00	Shutdown	Shutdown	Shutdown	Shutdown	Shutdown	Off Peak Load GT12 SD Half Block
26/08/2023 06:00	Shutdown	Shutdown	Shutdown	Shutdown	Shutdown	Off Peak Load GT12 SD Half Block
26/08/2023 07:00	Shutdown	Shutdown	Shutdown	Shutdown	Shutdown	Off Peak Load GT12 SD Half Block
26/08/2023 08:00	Shutdown	Shutdown	Shutdown	Shutdown	Shutdown	Off Peak Load GT12 SD Half Block
26/08/2023 09:00	Shutdown	Shutdown	Shutdown	Shutdown	Shutdown	Off Peak Load GT12 SD Half Block
26/08/2023 10:00	Shutdown	Shutdown	Shutdown	Shutdown	Shutdown	Off Peak Load GT12 SD Half Block
26/08/2023 11:00	14.675	336.650	30.072	0.463	6.423	On Peak Load
26/08/2023 12:00	14.693	330.238	29.931	0.439	5.126	On Peak Load
26/08/2023 13:00	14.721	329.981	30.571	0.366	4.300	On Peak Load
26/08/2023 14:00	14.715	332.345	30.708	0.343	4.800	On Peak Load
26/08/2023 15:00	14.727	334.632	32.067	0.392	5.550	On Peak Load
26/08/2023 16:00	14.718	342.508	30.777	0.397	5.628	On Peak Load
26/08/2023 17:00	14.736	336.401	31.670	0.381	5.177	On Peak Load
26/08/2023 18:00	14.755	332.308	30.380	0.388	5.563	On Peak Load
26/08/2023 19:00	14.771	334.859	31.655	0.385	7.335	On Peak Load
26/08/2023 20:00	14.765	333.354	31.140	0.360	5.982	On Peak Load
26/08/2023 21:00	14.747	330.623	32.664	0.461	5.152	On Peak Load
26/08/2023 22:00	14.723	334.811	31.291	0.387	5.759	On Peak Load
26/08/2023 23:00	Shutdown	Shutdown	Shutdown	Shutdown	Shutdown	Off Peak Load GT12 SD Half Block
27/08/2023 00:00	Shutdown	Shutdown	Shutdown	Shutdown	Shutdown	Off Peak Load GT12 SD Half Block
27/08/2023 01:00	Shutdown	Shutdown	Shutdown	Shutdown	Shutdown	Off Peak Load GT12 SD Half Block
27/08/2023 02:00	Shutdown	Shutdown	Shutdown	Shutdown	Shutdown	Off Peak Load GT12 SD Half Block
27/08/2023 03:00	Shutdown	Shutdown	Shutdown	Shutdown	Shutdown	Off Peak Load GT12 SD Half Block
27/08/2023 04:00	Shutdown	Shutdown	Shutdown	Shutdown	Shutdown	Off Peak Load GT12 SD Half Block
27/08/2023 05:00	Shutdown	Shutdown	Shutdown	Shutdown	Shutdown	Off Peak Load GT12 SD Half Block
27/08/2023 06:00	Shutdown	Shutdown	Shutdown	Shutdown	Shutdown	Off Peak Load GT12 SD Half Block
27/08/2023 07:00	Shutdown	Shutdown	Shutdown	Shutdown	Shutdown	Off Peak Load GT12 SD Half Block
27/08/2023 08:00	Shutdown	Shutdown	Shutdown	Shutdown	Shutdown	Off Peak Load GT12 SD Half Block
27/08/2023 09:00	Shutdown	Shutdown	Shutdown	Shutdown	Shutdown	Off Peak Load GT12 SD Half Block
27/08/2023 10:00	Shutdown	Shutdown	Shutdown	Shutdown	Shutdown	Off Peak Load GT12 SD Half Block
27/08/2023 11:00	14.726	343.382	30.907	0.359	4.522	On Peak Load
27/08/2023 12:00	14.730	336.484	31.252	0.339	4.710	On Peak Load
27/08/2023 13:00	14.723	334.566	31.226	0.305	4.659	On Peak Load
27/08/2023 14:00	14.735	328.910	32.153	0.334	4.499	On Peak Load
27/08/2023 15:00	14.749	348.600	31.041	0.323	3.994	On Peak Load
27/08/2023 16:00	14.768	330.399	30.426	0.257	4.554	On Peak Load
27/08/2023 17:00	14.719	319.868	29.448	0.275	4.873	On Peak Load
27/08/2023 18:00	14.707	334.677	30.954	0.340	5.300	On Peak Load
27/08/2023 19:00	14.716	323.758	29.428	0.353	5.213	On Peak Load
27/08/2023 20:00	14.701	369.758	31.632	0.336	5.532	On Peak Load
27/08/2023 21:00	14.687	323.539	32.277	0.300	14.021	On Peak Load
27/08/2023 22:00	14.712	325.388	32.510	0.354	9.392	On Peak Load
27/08/2023 23:00	Shutdown	Shutdown	Shutdown	Shutdown	Shutdown	Off Peak Load GT12 SD Half Block
28/08/2023 00:00	Shutdown	Shutdown	Shutdown	Shutdown	Shutdown	Off Peak Load GT12 SD Half Block
28/08/2023 01:00	Shutdown	Shutdown	Shutdown	Shutdown	Shutdown	Off Peak Load GT12 SD Half Block
28/08/2023 02:00	Shutdown	Shutdown	Shutdown	Shutdown	Shutdown	Off Peak Load GT12 SD Half Block
28/08/2023 03:00	Shutdown	Shutdown	Shutdown	Shutdown	Shutdown	Off Peak Load GT12 SD Half Block
28/08/2023 04:00	Shutdown	Shutdown	Shutdown	Shutdown	Shutdown	Off Peak Load GT12 SD Half Block
28/08/2023 05:00	Shutdown	Shutdown	Shutdown	Shutdown	Shutdown	Off Peak Load GT12 SD Half Block
28/08/2023 06:00	Shutdown	Shutdown	Shutdown	Shutdown	Shutdown	Off Peak Load GT12 SD Half Block
28/08/2023 07:00	Shutdown	Shutdown	Shutdown	Shutdown	Shutdown	Off Peak Load GT12 SD Half Block
28/08/2023 08:00	Shutdown	Shutdown	Shutdown	Shutdown	Shutdown	Off Peak Load GT12 SD Half Block
28/08/2023 09:00	Shutdown	Shutdown	Shutdown	Shutdown	Shutdown	Off Peak Load GT12 SD Half Block
28/08/2023 10:00	Shutdown	Shutdown	Shutdown	Shutdown	Shutdown	Off Peak Load GT12 SD Half Block
28/08/2023 11:00	14.716	342.819	29.654	0.228	4.293	On Peak Load
28/08/2023 12:00	14.730	334.874	31.723	0.186	4.162	On Peak Load

Site Name: [illegible]
Stack Name: [illegible]
Periodically: [illegible]

Date & Time	Actual Operation Condition		Emission Concentration for Standardization Comparison			Remark
	O2	FLOW @1 ATM 25C	HR501_NOx@7%O2	HR501_SOx@7%O2	HR501_Dust (7%O2)	
	%	m3/hr	ppm	ppm	mg/m3	
28/08/2023 13:00	14.707	330.641	31.432	0.169	4.905	On Peak Load
28/08/2023 14:00	14.679	327.314	29.201	0.153	5.847	On Peak Load
28/08/2023 15:00	14.712	325.200	31.081	0.224	4.857	On Peak Load
28/08/2023 16:00	14.707	331.650	30.807	0.152	5.093	On Peak Load
28/08/2023 17:00	14.692	327.776	30.026	0.147	4.946	On Peak Load
28/08/2023 18:00	14.707	324.105	30.429	0.165	5.528	On Peak Load
28/08/2023 19:00	14.707	323.801	31.608	0.182	7.143	On Peak Load
28/08/2023 20:00	14.681	328.669	31.037	0.177	6.832	On Peak Load
28/08/2023 21:00	14.669	325.560	29.990	0.185	6.348	On Peak Load
28/08/2023 22:00	14.686	331.517	29.739	0.267	4.433	On Peak Load
29/08/2023 23:00	14.752	383115.250	31.777	0.310	4.318	Off Peak Load GT11 SD Half Block
30/08/2023 00:00	14.762	361931.375	31.721	0.352	4.070	Off Peak Load GT11 SD Half Block
30/08/2023 01:00	14.760	365659.031	32.857	0.424	3.768	Off Peak Load GT11 SD Half Block
30/08/2023 02:00	14.758	363592.719	32.279	0.414	4.587	Off Peak Load GT11 SD Half Block
30/08/2023 03:00	14.756	365923.250	32.334	0.400	5.876	Off Peak Load GT11 SD Half Block
30/08/2023 04:00	14.761	368409.156	31.009	0.389	5.023	Off Peak Load GT11 SD Half Block
30/08/2023 05:00	14.768	365145.844	30.993	0.440	4.287	Off Peak Load GT11 SD Half Block
30/08/2023 06:00	14.775	364145.063	31.594	0.426	4.263	Off Peak Load GT11 SD Half Block
30/08/2023 07:00	14.782	365567.438	32.141	0.448	4.025	Off Peak Load GT11 SD Half Block
30/08/2023 08:00	14.810	369695.281	32.310	0.409	4.787	Off Peak Load GT11 SD Half Block
30/08/2023 09:00	14.867	372315.563	32.480	0.334	5.064	Off Peak Load GT11 SD Half Block
30/08/2023 10:00	14.829	373.492	36.471	0.264	5.193	Off Peak Load
30/08/2023 11:00	14.757	335.578	29.705	0.150	4.830	On Peak Load
30/08/2023 12:00	14.750	332.699	30.646	0.105	4.707	On Peak Load
30/08/2023 13:00	14.760	328.744	30.444	0.024	4.625	On Peak Load
30/08/2023 14:00	14.771	337.064	30.654	0.013	4.606	On Peak Load
30/08/2023 15:00	14.780	334.005	30.486	0.013	5.672	On Peak Load
30/08/2023 16:00	14.785	333.035	30.523	0.014	5.950	On Peak Load
30/08/2023 17:00	14.736	333.384	31.019	0.015	5.891	On Peak Load
30/08/2023 18:00	14.747	323.064	30.973	0.015	7.188	On Peak Load
30/08/2023 19:00	14.731	328.157	29.158	0.036	7.892	On Peak Load
30/08/2023 20:00	14.716	331.319	28.651	0.086	5.796	On Peak Load
30/08/2023 21:00	14.710	328.303	28.614	0.064	4.356	On Peak Load
30/08/2023 22:00	14.730	330.072	29.292	0.101	6.701	On Peak Load
30/08/2023 23:00	Shutdown	Shutdown	Shutdown	Shutdown	Shutdown	Off Peak Load GT12 SD Half Block
Minimum	14.45	274.254	0.00	0.01	1.93	
Maximum	15.18	400.203	54.60	1.15	14.02	
Avg	14.74	329.045	30.83	0.49	6.62	
SUM			90	8	28	

Site Name: [illegible]
Stack Name: [illegible]
Periodically: [illegible]

	Actual Operation Condition		Emission Concentration for Standardization Comparison			
Date & Time	O2	FLOW @1 ATM 25C	HRSG1_NOx@7%O2	HRSG1_SOx@7%O2	HRSG1_Dust (7%O2)	Remark
	%	m3/hr	ppm	ppm	mg/m3	
01/10/2023 00:00	14.823	365,979	22.426	3.632	6.339	Off Peak Load
01/10/2023 01:00	14.692	280,550	5.241	0.010	7.013	Off Peak Load
01/10/2023 02:00	14.663	283,840	11.494	0.664	6.766	Off Peak Load
01/10/2023 03:00	14.650	279,141	7.839	0.014	6.294	Off Peak Load
01/10/2023 04:00	14.646	284,544	9.484	0.000	6.578	Off Peak Load
01/10/2023 05:00	14.700	283,224	20.793	1.170	6.480	Off Peak Load
01/10/2023 06:00	14.706	277,513	17.918	0.256	5.675	Off Peak Load
01/10/2023 07:00	14.760	282,181	25.882	1.293	5.304	Off Peak Load
01/10/2023 08:00	14.833	268,521	35.549	0.006	5.269	Off Peak Load
01/10/2023 09:00	14.830	264,911	34.866	0.029	5.252	Off Peak Load
01/10/2023 10:00	14.827	270,733	30.709	0.003	4.501	Off Peak Load
01/10/2023 11:00	14.937	263,058	38.121	0.003	4.331	Off Peak Load
01/10/2023 12:00	14.915	266,788	34.067	0.002	3.471	Off Peak Load
01/10/2023 13:00	14.907	269,282	31.762	0.002	3.298	Off Peak Load
01/10/2023 14:00	14.848	273,719	23.382	0.002	5.403	Off Peak Load
01/10/2023 15:00	14.746	274,088	25.108	0.001	9.136	Off Peak Load
01/10/2023 16:00	14.815	266,697	31.999	0.001	10.125	Off Peak Load
01/10/2023 17:00	14.761	272,547	31.061	0.001	6.840	Off Peak Load
01/10/2023 18:00	14.870	259,966	41.092	0.001	5.777	Off Peak Load
01/10/2023 19:00	14.700	312,414	22.713	0.001	5.762	On Peak Load
01/10/2023 20:00	14.719	314,886	24.545	0.001	5.250	On Peak Load
01/10/2023 21:00	14.723	316,948	24.241	0.001	6.284	On Peak Load
01/10/2023 22:00	14.824	366,593	25.976	0.000	7.884	Off Peak Load
01/10/2023 23:00	14.830	354,959	25.974	0.000	5.995	Off Peak Load GT12 SD Half Block
02/10/2023 00:00	14.826	356,001	27.207	0.000	6.092	Off Peak Load GT12 SD Half Block
02/10/2023 01:00	14.822	354,176	26.249	0.000	8.120	Off Peak Load GT12 SD Half Block
02/10/2023 02:00	14.825	358,771	26.752	0.000	7.731	Off Peak Load GT12 SD Half Block
02/10/2023 03:00	14.829	355,688	27.291	0.000	10.435	Off Peak Load GT12 SD Half Block
02/10/2023 04:00	14.832	352,626	27.225	0.000	11.722	Off Peak Load GT12 SD Half Block
02/10/2023 05:00	14.836	353,395	25.916	0.000	7.007	Off Peak Load GT12 SD Half Block
02/10/2023 06:00	14.840	354,125	27.666	0.000	6.451	Off Peak Load GT12 SD Half Block
02/10/2023 07:00	14.844	353,842	27.039	0.000	5.754	Off Peak Load GT12 SD Half Block
02/10/2023 08:00	14.851	354,273	25.974	0.000	6.151	Off Peak Load GT12 SD Half Block
02/10/2023 09:00	14.866	357,852	27.945	0.000	4.883	Off Peak Load GT12 SD Half Block
02/10/2023 10:00	14.806	367,445	29.322	0.000	4.777	Off Peak Load
02/10/2023 11:00	14.754	317,336	25.003	0.000	4.930	On Peak Load
02/10/2023 12:00	14.755	309,107	24.228	0.000	5.507	On Peak Load
02/10/2023 13:00	14.784	315,608	24.239	0.001	4.941	On Peak Load
02/10/2023 14:00	14.816	319,417	24.022	0.001	5.200	On Peak Load
02/10/2023 15:00	14.846	312,718	25.132	0.002	4.537	On Peak Load
02/10/2023 16:00	14.846	321,466	7.106	0.002	1.250	On Peak Load
02/10/2023 17:00	14.841	320,506	26.629	0.609	4.308	On Peak Load
02/10/2023 18:00	14.847	319,340	25.920	0.570	4.810	On Peak Load
02/10/2023 19:00	14.838	321,493	26.222	0.553	4.562	On Peak Load
02/10/2023 20:00	14.813	321,724	26.801	0.633	4.901	On Peak Load
02/10/2023 21:00	14.801	324,620	25.082	0.667	5.017	On Peak Load
02/10/2023 22:00	14.785	325,897	26.118	1.102	7.949	On Peak Load
02/10/2023 23:00	14.937	249790.031	45.459	0.725	7.098	Off Peak Load
03/10/2023 00:00	14.682	283372.219	21.878	0.427	5.730	Off Peak Load
03/10/2023 01:00	14.671	284608.063	23.860	1.172	5.788	Off Peak Load
03/10/2023 02:00	14.653	296873.156	22.633	0.068	8.545	Off Peak Load
03/10/2023 03:00	14.640	290105.531	24.381	1.276	8.710	Off Peak Load
03/10/2023 04:00	14.671	294194.063	22.984	0.766	7.254	Off Peak Load
03/10/2023 05:00	14.665	288626.313	23.396	1.201	7.117	Off Peak Load
03/10/2023 06:00	14.664	292763.063	22.778	0.516	5.787	Off Peak Load
03/10/2023 07:00	14.664	284629.469	22.591	1.236	5.622	Off Peak Load
03/10/2023 08:00	14.691	284772.031	21.131	1.191	5.499	Off Peak Load
03/10/2023 09:00	14.675	288782.344	22.908	1.310	5.643	Off Peak Load
03/10/2023 10:00	15.055	247,021	49.407	1.134	6.047	Off Peak Load
03/10/2023 11:00	14.763	312,416	24.717	1.170	5.027	On Peak Load
03/10/2023 12:00	14.801	317,835	24.693	0.256	5.301	On Peak Load
03/10/2023 13:00	14.795	327,582	26.454	1.293	14.957	On Peak Load
03/10/2023 14:00	14.771	323,438	25.402	0.006	12.646	On Peak Load
03/10/2023 15:00	14.755	317,564	25.495	0.029	14.605	On Peak Load
03/10/2023 16:00	14.764	320,541	19.285	0.003	9.323	On Peak Load
03/10/2023 17:00	14.748	319,420	19.284	0.003	8.442	On Peak Load
03/10/2023 18:00	14.741	327,481	16.438	0.002	7.949	On Peak Load
03/10/2023 19:00	14.735	315,971	17.648	0.002	6.163	On Peak Load
03/10/2023 20:00	14.728	325,394	12.499	0.002	6.687	On Peak Load
03/10/2023 21:00	14.715	326,147	11.118	0.001	7.937	On Peak Load
03/10/2023 22:00	14.727	328,658	5.386	0.001	6.911	On Peak Load
03/10/2023 23:00	14.874	253,760	28.430	0.001	6.691	Off Peak Load
04/10/2023 00:00	14.627	278,503	8.569	0.001	6.954	Off Peak Load
04/10/2023 01:00	14.630	292,313	5.405	0.001	10.702	Off Peak Load
04/10/2023 02:00	14.645	292,558	9.499	0.001	10.136	Off Peak Load
04/10/2023 03:00	14.644	294,901	13.562	0.001	10.388	Off Peak Load
04/10/2023 04:00	14.690	293,838	13.617	0.000	10.940	Off Peak Load

Site Name: [illegible]
Stack Name: [illegible]
Periodically: [illegible]

	Actual Operation Condition		Emission Concentration for Standardization Comparison			
Date & Time	O2	FLOW @1 ATM 25C	HRSG1_NOx@7%O2	HRSG1_SOx@7%O2	HRSG1_Dust (7%O2)	Remark
	%	m3/hr	ppm	ppm	mg/m3	
04/10/2023 05:00	14.650	291,306	1.639	0.000	12.331	Off Peak Load
04/10/2023 06:00	14.612	289,351	4.011	0.000	11.621	Off Peak Load
04/10/2023 07:00	14.638	290,793	13.698	0.000	8.081	Off Peak Load
04/10/2023 08:00	14.633	284,447	2.550	0.000	7.305	Off Peak Load
04/10/2023 09:00	14.662	288,754	5.862	0.000	6.881	Off Peak Load
04/10/2023 10:00	15.017	244,922	32.768	0.000	6.690	Off Peak Load
04/10/2023 11:00	14.760	306,748	13.441	0.000	5.859	On Peak Load
04/10/2023 12:00	14.742	309,247	12.778	0.000	5.576	On Peak Load
04/10/2023 13:00	14.759	296,029	13.533	0.000	5.596	On Peak Load
04/10/2023 14:00	14.759	309,290	11.387	0.000	5.364	On Peak Load
04/10/2023 15:00	14.800	315,288	12.561	0.000	5.178	On Peak Load
04/10/2023 16:00	14.758	320,844	7.068	0.000	5.456	On Peak Load
04/10/2023 17:00	14.735	317,257	11.151	0.000	7.870	On Peak Load
04/10/2023 18:00	14.715	317,255	2.345	0.000	8.291	On Peak Load
04/10/2023 19:00	14.713	312,133	16.042	0.001	8.962	On Peak Load
04/10/2023 20:00	14.718	322,917	10.181	0.001	7.467	On Peak Load
04/10/2023 21:00	14.779	369,428	20.562	0.002	6.875	On Peak Load
04/10/2023 22:00	14.712	325,498	10.940	0.002	5.553	On Peak Load
04/10/2023 23:00	14.884	249,956	26.370	0.003	6.148	Off Peak Load
05/10/2023 00:00	14.635	288,625	13.434	0.003	5.763	Off Peak Load
05/10/2023 01:00	14.619	296,009	6.073	0.003	5.281	Off Peak Load
05/10/2023 02:00	14.668	302,467	7.152	0.003	5.389	Off Peak Load
05/10/2023 03:00	14.662	293,553	7.699	0.003	5.344	Off Peak Load
05/10/2023 04:00	14.656	307,564	10.790	0.003	7.740	Off Peak Load
05/10/2023 05:00	14.624	290,807	8.430	0.003	9.042	Off Peak Load
05/10/2023 06:00	14.647	296,865	14.632	0.003	9.868	Off Peak Load
05/10/2023 07:00	14.647	291,109	8.756	0.003	9.387	Off Peak Load
05/10/2023 08:00	14.697	283,280	5.097	0.002	7.123	Off Peak Load
05/10/2023 09:00	14.662	288,826	8.426	0.001	5.381	Off Peak Load
05/10/2023 10:00	15.055	245,870	38.334	0.001	5.053	Off Peak Load
05/10/2023 11:00	14.793	325,601	12.403	0.000	4.081	On Peak Load
05/10/2023 12:00	14.779	311,572	12.537	0.000	6.416	On Peak Load
05/10/2023 13:00	14.776	322,148	10.976	0.000	6.947	On Peak Load
05/10/2023 14:00	14.738	326,808	10.040	0.000	6.053	On Peak Load
05/10/2023 15:00	14.752	326,999	12.020	0.000	6.034	On Peak Load
05/10/2023 16:00	14.785	323,370	11.960	0.000	5.197	On Peak Load
05/10/2023 17:00	14.798	329,582	11.584	0.000	6.463	On Peak Load
05/10/2023 18:00	14.781	321,615	9.114	0.000	6.829	On Peak Load
05/10/2023 19:00	14.743	322,953	11.514	0.000	8.536	On Peak Load
05/10/2023 20:00	14.695	325,502	12.129	0.001	7.368	On Peak Load
05/10/2023 21:00	14.747	272,183	17.470	0.002	6.982	On Peak Load
05/10/2023 22:00	14.726	319,358	12.138	0.002	7.093	On Peak Load
05/10/2023 23:00	14.891	252,693	22.406	0.002	6.674	Off Peak Load
06/10/2023 00:00	14.948	246,311	27.991	0.002	8.720	Off Peak Load
06/10/2023 01:00	14.958	242,856	34.658	0.002	12.835	Off Peak Load
06/10/2023 02:00	14.910	248,311	30.034	0.002	16.083	Off Peak Load
06/10/2023 03:00	14.931	245,541	29.347	0.002	7.206	Off Peak Load
06/10/2023 04:00	14.947	244,047	32.197	0.002	7.449	Off Peak Load
06/10/2023 05:00	14.881	250,424	27.315	0.001	10.604	Off Peak Load
06/10/2023 06:00	14.932	246,817	34.026	0.001	9.654	Off Peak Load
06/10/2023 07:00	14.941	250,169	28.406	0.001	9.555	Off Peak Load
06/10/2023 08:00	14.972	245,499	23.979	0.001	7.099	Off Peak Load
06/10/2023 09:00	15.081	240,058	37.770	0.001	10.116	Off Peak Load
06/10/2023 10:00	15.167	235,132	35.184	0.001	7.712	Off Peak Load
06/10/2023 11:00	14.746	300,353	15.067	0.001	6.310	On Peak Load
06/10/2023 12:00	14.761	311,869	14.520	0.000	6.241	On Peak Load
06/10/2023 13:00	14.789	313,169	10.255	0.000	6.362	On Peak Load
06/10/2023 14:00	14.754	311,246	17.448	0.000	7.717	On Peak Load
06/10/2023 15:00	14.743	315,248	15.275	0.000	8.423	On Peak Load
06/10/2023 16:00	14.746	313,293	9.966	0.000	7.349	On Peak Load
06/10/2023 17:00	14.737	310,150	9.481	0.000	7.528	On Peak Load
06/10/2023 18:00	14.778	333,786	15.968	0.000	8.201	On Peak Load
06/10/2023 19:00	14.776	328,771	14.923	0.000	10.919	On Peak Load
06/10/2023 20:00	14.775	325,141	18.479	0.000	9.475	On Peak Load
06/10/2023 21:00	14.736	325,733	9.799	0.000	7.392	On Peak Load
06/10/2023 22:00	14.728	317,946	12.989	0.000	6.702	On Peak Load
06/10/2023 23:00	14.922	253,418	31.888	0.000	6.173	Off Peak Load
07/10/2023 00:00	14.895	252,914	25.894	0.000	7.601	Off Peak Load
07/10/2023 01:00	14.970	248,941	34.651	0.000	8.087	Off Peak Load
07/10/2023 02:00	14.940	246,936	32.353	0.000	9.835	Off Peak Load
07/10/2023 03:00	14.967	245,946	27.724	0.000	9.101	Off Peak Load
07/10/2023 04:00	14.997	245,224	27.588	0.000	8.284	Off Peak Load
07/10/2023 05:00	14.962	248,949	34.999	0.000	9.142	Off Peak Load
07/10/2023 06:00	14.995	242,974	37.772	0.000	11.797	Off Peak Load
07/10/2023 07:00	14.937	246,639	32.286	0.000	8.195	Off Peak Load
07/10/2023 08:00	15.078	233,492	26.582	0.000	6.446	Off Peak Load

Site Name: [illegible]
Stack Name: [illegible]
Periodically: [illegible]

	Actual Operation Condition		Emission Concentration for Standardization Comparison			
Date & Time	O2	FLOW @1 ATM 25C	HRSG1_NOx@7%O2	HRSG1_SOx@7%O2	HRSG1_Dust (7%O2)	Remark
	%	m3/hr	ppm	ppm	mg/m3	
07/10/2023 09:00	15.138	237,520	38.841	0.001	6.015	Off Peak Load
07/10/2023 10:00	15.041	242,683	38.192	0.001	6.934	Off Peak Load
07/10/2023 11:00	14.775	309,103	11.956	0.001	5.413	On Peak Load
07/10/2023 12:00	14.809	325,460	7.649	0.001	4.965	On Peak Load
07/10/2023 13:00	14.745	325,060	9.826	0.001	8.454	On Peak Load
07/10/2023 14:00	14.723	333,206	11.980	0.001	9.903	On Peak Load
07/10/2023 15:00	14.731	323,541	8.684	0.001	6.112	On Peak Load
07/10/2023 16:00	14.748	328,823	15.696	0.001	5.189	On Peak Load
07/10/2023 17:00	14.746	326,211	4.266	0.001	6.495	On Peak Load
07/10/2023 18:00	14.779	326,873	12.262	0.001	8.012	On Peak Load
07/10/2023 19:00	14.761	331,813	15.422	0.001	8.473	On Peak Load
07/10/2023 20:00	14.785	326,047	14.752	0.001	8.532	On Peak Load
07/10/2023 21:00	14.780	323,664	11.039	0.001	7.626	On Peak Load
07/10/2023 22:00	14.774	327,173	16.837	0.001	6.899	On Peak Load
07/10/2023 23:00	14.936	246,795	31.448	0.001	6.275	Off Peak Load
08/10/2023 00:00	14.980	241,358	31.100	0.002	6.337	Off Peak Load
08/10/2023 01:00	15.007	244,288	36.749	0.002	7.557	Off Peak Load
08/10/2023 02:00	14.954	244,690	29.168	0.003	7.843	Off Peak Load
08/10/2023 03:00	14.981	247,673	33.247	0.003	8.566	Off Peak Load
08/10/2023 04:00	14.897	245,546	23.579	0.003	8.194	Off Peak Load
08/10/2023 05:00	14.927	244,953	30.989	0.004	7.252	Off Peak Load
08/10/2023 06:00	15.031	241,184	38.076	0.004	6.298	Off Peak Load
08/10/2023 07:00	14.974	242,866	31.722	0.004	6.220	Off Peak Load
08/10/2023 08:00	15.068	239,747	38.307	0.004	6.827	Off Peak Load
08/10/2023 09:00	15.040	241,254	34.242	0.004	7.293	Off Peak Load
08/10/2023 10:00	15.060	244,390	37.651	0.004	5.158	Off Peak Load
08/10/2023 11:00	15.075	239,012	32.181	0.004	5.106	Off Peak Load
08/10/2023 12:00	14.950	255,825	28.730	0.003	4.172	Off Peak Load
08/10/2023 13:00	14.944	255,001	31.587	0.003	5.200	Off Peak Load
08/10/2023 14:00	14.877	259,825	21.496	0.003	5.601	Off Peak Load
08/10/2023 15:00	14.871	262,925	25.417	0.003	4.907	Off Peak Load
08/10/2023 16:00	14.773	278,436	4.974	0.003	6.265	Off Peak Load
08/10/2023 17:00	14.754	282,233	10.920	0.002	4.890	Off Peak Load
08/10/2023 18:00	15.003	248,652	28.870	0.002	7.388	Off Peak Load
08/10/2023 19:00	14.757	327,484	12.828	0.002	7.809	On Peak Load
08/10/2023 20:00	14.754	323,102	3.094	0.001	7.243	On Peak Load
08/10/2023 21:00	14.788	325,361	14.510	0.001	7.296	On Peak Load
08/10/2023 22:00	14.730	367,123	25.435	0.002	7.851	Off Peak Load
08/10/2023 23:00	14.815	355,383	25.449	0.013	6.333	Off Peak Load GT12 SD Half Block
09/10/2023 00:00	14.831	354,140	26.360	0.470	5.699	Off Peak Load GT12 SD Half Block
09/10/2023 01:00	14.847	355,954	25.935	0.014	6.134	Off Peak Load GT12 SD Half Block
09/10/2023 02:00	14.858	357,776	27.288	0.900	8.775	Off Peak Load GT12 SD Half Block
09/10/2023 03:00	14.854	356,000	25.975	0.002	7.011	Off Peak Load GT12 SD Half Block
09/10/2023 04:00	14.847	354,537	26.715	1.052	5.406	Off Peak Load GT12 SD Half Block
09/10/2023 05:00	14.840	356,151	26.469	0.889	5.697	Off Peak Load GT12 SD Half Block
09/10/2023 06:00	14.832	354,375	26.193	0.406	5.745	Off Peak Load GT12 SD Half Block
09/10/2023 07:00	14.835	352,796	26.989	1.197	5.374	Off Peak Load GT12 SD Half Block
09/10/2023 08:00	14.844	354,091	25.693	0.086	5.420	Off Peak Load GT12 SD Half Block
09/10/2023 09:00	14.834	359,756	27.247	1.352	4.644	Off Peak Load GT12 SD Half Block
09/10/2023 10:00	14.847	366536.813	29.693	0.594	4.664	Off Peak Load
09/10/2023 11:00	14.806	325191.469	25.518	1.159	4.000	On Peak Load
09/10/2023 12:00	14.831	325600.906	25.306	0.767	3.527	On Peak Load
09/10/2023 13:00	14.849	327181.938	26.339	0.977	3.469	On Peak Load
09/10/2023 14:00	14.863	324201.281	26.095	0.844	4.923	On Peak Load
09/10/2023 15:00	14.879	315192.438	26.434	0.885	4.680	On Peak Load
09/10/2023 16:00	14.877	328203.094	26.637	0.006	4.816	On Peak Load
09/10/2023 17:00	14.908	327642.188	27.445	0.836	5.833	On Peak Load
09/10/2023 18:00	14.830	322047.938	25.646	0.113	6.117	On Peak Load
09/10/2023 19:00	14.852	319325.063	27.406	0.717	6.527	On Peak Load
09/10/2023 20:00	14.846	330258.375	26.544	0.047	6.666	On Peak Load
09/10/2023 21:00	14.808	329475.375	25.918	0.382	5.249	On Peak Load
09/10/2023 22:00	14.800	332015.031	25.712	0.593	5.012	On Peak Load
09/10/2023 23:00	14.842	364509.156	29.885	1.033	5.776	Off Peak Load GT12 SD Half Block
10/10/2023 00:00	14.882	357026.063	26.127	0.010	5.430	Off Peak Load GT12 SD Half Block
10/10/2023 01:00	14.858	355192.844	26.519	0.634	6.125	Off Peak Load GT12 SD Half Block
10/10/2023 02:00	14.834	356909.813	26.229	0.121	6.788	Off Peak Load GT12 SD Half Block
10/10/2023 03:00	14.832	352905.313	27.063	0.913	8.680	Off Peak Load GT12 SD Half Block
10/10/2023 04:00	14.830	354114.938	27.433	0.911	7.783	Off Peak Load GT12 SD Half Block
10/10/2023 05:00	14.828	352084.594	27.411	1.154	5.885	Off Peak Load GT12 SD Half Block
10/10/2023 06:00	14.832	354342.219	26.624	0.078	8.517	Off Peak Load GT12 SD Half Block
10/10/2023 07:00	14.838	352157.188	26.731	0.590	12.845	Off Peak Load GT12 SD Half Block
10/10/2023 08:00	14.844	353520.563	27.566	1.028	10.416	Off Peak Load GT12 SD Half Block
10/10/2023 09:00	14.850	355439.313	26.660	0.898	8.732	Off Peak Load GT12 SD Half Block
10/10/2023 10:00	14.831	368746.969	30.420	0.605	6.324	Off Peak Load
10/10/2023 11:00	14.804	328123.844	24.438	0.002	5.544	On Peak Load
10/10/2023 12:00	14.839	314938.344	24.967	0.468	4.850	On Peak Load

Site Name: [illegible]
Stack Name: [illegible]
Periodically: [illegible]

	Actual Operation Condition		Emission Concentration for Standardization Comparison			
Date & Time	O2	FLOW @1 ATM 25C	HRSG1_NOx@7%O2	HRSG1_SOx@7%O2	HRSG1_Dust (7%O2)	Remark
	%	m3/hr	ppm	ppm	mg/m3	
10/10/2023 13:00	14.915	329390.031	26.374	0.674	3.657	On Peak Load
10/10/2023 14:00	14.840	337056.719	25.284	0.004	3.820	On Peak Load
10/10/2023 15:00	14.859	336919.531	26.016	0.216	6.408	On Peak Load
10/10/2023 16:00	14.831	337165.188	26.030	0.010	5.920	On Peak Load
10/10/2023 17:00	14.787	329855.063	26.084	0.004	4.445	On Peak Load
10/10/2023 18:00	14.769	328502.344	26.725	0.697	7.767	On Peak Load
10/10/2023 19:00	14.771	329831.156	25.977	0.000	8.467	On Peak Load
10/10/2023 20:00	14.801	331687.750	25.737	0.002	9.139	On Peak Load
10/10/2023 21:00	14.815	335315.813	25.501	0.001	9.760	On Peak Load
10/10/2023 22:00	14.808	336782.844	25.356	0.010	9.047	On Peak Load
10/10/2023 23:00	14.817	368636.250	29.437	0.010	7.684	Off Peak Load GT12 SD Half Block
11/10/2023 00:00	14.840	358374.781	26.689	0.013	8.692	Off Peak Load GT12 SD Half Block
11/10/2023 01:00	14.840	352587.000	27.989	0.282	10.213	Off Peak Load GT12 SD Half Block
11/10/2023 02:00	14.840	351871.125	27.143	0.000	9.219	Off Peak Load GT12 SD Half Block
11/10/2023 03:00	14.841	355783.719	26.554	0.007	9.022	Off Peak Load GT12 SD Half Block
11/10/2023 04:00	14.840	354780.688	26.223	0.002	8.530	Off Peak Load GT12 SD Half Block
11/10/2023 05:00	14.838	352961.063	25.175	0.005	7.657	Off Peak Load GT12 SD Half Block
11/10/2023 06:00	14.837	354833.125	25.295	0.014	9.492	Off Peak Load GT12 SD Half Block
11/10/2023 07:00	14.835	354153.938	26.576	0.039	11.183	Off Peak Load GT12 SD Half Block
11/10/2023 08:00	14.833	355117.031	25.591	0.005	9.254	Off Peak Load GT12 SD Half Block
11/10/2023 09:00	14.839	353008.750	26.660	0.000	7.428	Off Peak Load GT12 SD Half Block
11/10/2023 10:00	14.835	367579.313	28.493	0.007	6.319	Off Peak Load
11/10/2023 11:00	14.814	323435.563	24.879	0.000	5.486	On Peak Load
11/10/2023 12:00	14.824	311905.375	23.654	0.000	4.728	On Peak Load
11/10/2023 13:00	14.859	326299.219	26.767	0.167	4.000	On Peak Load
11/10/2023 14:00	14.817	324918.781	24.153	0.007	4.892	On Peak Load
11/10/2023 15:00	14.800	331700.281	25.301	0.005	6.310	On Peak Load
11/10/2023 16:00	14.815	328139.219	26.133	0.003	6.637	On Peak Load
11/10/2023 17:00	14.797	325567.500	26.496	0.182	6.310	On Peak Load
11/10/2023 18:00	14.762	332102.250	24.675	0.004	7.349	On Peak Load
11/10/2023 19:00	14.775	329397.375	22.927	0.002	8.931	On Peak Load
11/10/2023 20:00	14.796	331718.594	23.488	0.005	8.016	On Peak Load
11/10/2023 21:00	14.792	335666.594	23.044	0.014	8.629	On Peak Load
11/10/2023 22:00	14.766	327613.594	22.762	0.001	7.535	On Peak Load
11/10/2023 23:00	Shutdown	Shutdown	Shutdown	Shutdown	Shutdown	Off Peak Load GT11 SD Half Block
12/10/2023 00:00	Shutdown	Shutdown	Shutdown	Shutdown	Shutdown	Off Peak Load GT11 SD Half Block
12/10/2023 01:00	Shutdown	Shutdown	Shutdown	Shutdown	Shutdown	Off Peak Load GT11 SD Half Block
12/10/2023 02:00	Shutdown	Shutdown	Shutdown	Shutdown	Shutdown	Off Peak Load GT11 SD Half Block
12/10/2023 03:00	Shutdown	Shutdown	Shutdown	Shutdown	Shutdown	Off Peak Load GT11 SD Half Block
12/10/2023 04:00	Shutdown	Shutdown	Shutdown	Shutdown	Shutdown	Off Peak Load GT11 SD Half Block
12/10/2023 05:00	Shutdown	Shutdown	Shutdown	Shutdown	Shutdown	Off Peak Load GT11 SD Half Block
12/10/2023 06:00	Shutdown	Shutdown	Shutdown	Shutdown	Shutdown	Off Peak Load GT11 SD Half Block
12/10/2023 07:00	Shutdown	Shutdown	Shutdown	Shutdown	Shutdown	Off Peak Load GT11 SD Half Block
12/10/2023 08:00	Shutdown	Shutdown	Shutdown	Shutdown	Shutdown	Off Peak Load GT11 SD Half Block
12/10/2023 09:00	Shutdown	Shutdown	Shutdown	Shutdown	Shutdown	Off Peak Load GT11 SD Half Block
12/10/2023 10:00	Shutdown	Shutdown	Shutdown	Shutdown	Shutdown	Off Peak Load GT11 SD Half Block
12/10/2023 11:00	14.816	337823.469	25.850	0.002	6.801	On Peak Load
12/10/2023 12:00	14.832	321550.031	24.412	0.017	4.240	On Peak Load
12/10/2023 13:00	14.868	320565.094	24.933	0.003	3.809	On Peak Load
12/10/2023 14:00	14.899	336563.031	25.304	0.004	3.953	On Peak Load
12/10/2023 15:00	14.884	339713.750	24.632	0.003	3.573	On Peak Load
12/10/2023 16:00	14.821	330887.813	25.012	0.003	6.218	On Peak Load
12/10/2023 17:00	14.783	324122.719	25.053	0.007	5.758	On Peak Load
12/10/2023 18:00	14.835	325664.000	23.570	0.001	5.472	On Peak Load
12/10/2023 19:00	14.777	319641.813	21.525	0.001	4.705	On Peak Load
12/10/2023 20:00	14.747	322547.125	18.854	0.001	6.314	On Peak Load
12/10/2023 21:00	14.751	326152.906	22.085	0.015	6.515	On Peak Load
12/10/2023 22:00	14.742	324176.188	21.848	0.015	6.963	On Peak Load
12/10/2023 23:00	14.939	252933.469	46.247	0.014	6.698	Off Peak Load
13/10/2023 00:00	14.840	265798.750	35.058	0.002	6.645	Off Peak Load
13/10/2023 01:00	14.788	270266.875	31.230	0.021	7.483	Off Peak Load
13/10/2023 02:00	14.756	272252.000	31.403	0.418	7.397	Off Peak Load
13/10/2023 03:00	14.761	273429.125	29.591	0.005	8.063	Off Peak Load
13/10/2023 04:00	14.772	268311.500	31.482	0.007	10.046	Off Peak Load
13/10/2023 05:00	14.768	267008.906	32.034	0.012	10.558	Off Peak Load
13/10/2023 06:00	14.824	268550.344	32.945	0.005	10.006	Off Peak Load
13/10/2023 07:00	14.861	266214.375	33.417	0.008	9.552	Off Peak Load
13/10/2023 08:00	14.907	256204.281	37.629	0.012	8.839	Off Peak Load
13/10/2023 09:00	15.000	255875.766	40.745	0.001	7.248	Off Peak Load
13/10/2023 10:00	14.943	255896.703	38.031	0.002	6.342	Off Peak Load
13/10/2023 11:00	14.993	254456.438	40.015	0.003	5.579	Off Peak Load
13/10/2023 12:00	14.959	254882.563	38.835	0.004	4.534	Off Peak Load
13/10/2023 13:00	14.966	260742.828	38.946	0.005	4.319	Off Peak Load
13/10/2023 14:00	14.971	257214.797	39.275	0.006	3.804	Off Peak Load
13/10/2023 15:00	15.029	261564.531	38.203	0.008	3.619	Off Peak Load
13/10/2023 16:00	14.940	261285.516	34.023	0.009	4.449	Off Peak Load

Site Name: [illegible]
Stack Name: [illegible]
Periodically: [illegible]

Date & Time	Actual Operation Condition		Emission Concentration for Standardization Comparison			Remark
	O2	FLOW @1 ATM 25C	HRSG1_NOx@7%O2	HRSG1_SOx@7%O2	HRSG1_Dust (7%O2)	
	%	m3/hr	ppm	ppm	mg/m3	
13/10/2023 17:00	14.939	260511.406	36.456	0.004	5.755	Off Peak Load
13/10/2023 18:00	14.904	262101.547	33.450	0.008	5.132	Off Peak Load
13/10/2023 19:00	14.865	354933.438	24.896	0.264	5.728	On Peak Load
13/10/2023 20:00	14.807	345993.906	23.700	0.019	4.977	On Peak Load
13/10/2023 21:00	14.726	319936.750	20.016	0.000	5.499	On Peak Load
13/10/2023 22:00	14.698	305698.281	19.543	0.003	5.256	Off Peak Load
13/10/2023 23:00	14.824	357638.594	23.600	0.209	5.632	Off Peak Load GT12 SD Half Block
14/10/2023 00:00	14.830	357077.813	22.416	0.007	6.632	Off Peak Load GT12 SD Half Block
14/10/2023 01:00	14.837	358394.938	23.880	0.004	9.199	Off Peak Load GT12 SD Half Block
14/10/2023 02:00	14.843	355976.000	22.554	0.007	8.137	Off Peak Load GT12 SD Half Block
14/10/2023 03:00	14.849	354186.531	24.837	0.571	7.813	Off Peak Load GT12 SD Half Block
14/10/2023 04:00	14.854	357003.781	23.688	0.004	7.784	Off Peak Load GT12 SD Half Block
14/10/2023 05:00	14.860	350090.438	24.279	0.004	8.206	Off Peak Load GT12 SD Half Block
14/10/2023 06:00	14.866	358055.719	24.612	0.489	7.858	Off Peak Load GT12 SD Half Block
14/10/2023 07:00	14.872	354743.125	22.914	0.006	6.949	Off Peak Load GT12 SD Half Block
14/10/2023 08:00	14.877	358363.844	24.181	0.000	7.071	Off Peak Load GT12 SD Half Block
14/10/2023 09:00	14.892	358644.969	24.602	0.004	5.800	Off Peak Load GT12 SD Half Block
14/10/2023 10:00	14.883	362187.656	27.320	0.003	5.510	Off Peak Load
14/10/2023 11:00	14.843	310033.406	22.618	0.003	4.875	On Peak Load
14/10/2023 12:00	14.903	305356.719	22.574	0.002	4.505	On Peak Load
14/10/2023 13:00	14.830	289417.000	22.764	0.002	3.789	On Peak Load
14/10/2023 14:00	14.886	307110.000	23.608	0.002	3.767	On Peak Load
14/10/2023 15:00	14.914	314685.719	23.488	0.001	3.775	On Peak Load
14/10/2023 16:00	14.898	315202.000	23.739	0.001	4.365	On Peak Load
14/10/2023 17:00	14.829	319344.250	21.279	0.001	3.649	On Peak Load
14/10/2023 18:00	14.799	311145.125	21.443	0.011	3.839	On Peak Load
14/10/2023 19:00	14.815	316226.094	20.942	0.012	4.108	On Peak Load
14/10/2023 20:00	14.790	312418.781	19.208	0.007	4.699	On Peak Load
14/10/2023 21:00	14.778	315893.125	19.962	0.005	5.085	On Peak Load
14/10/2023 22:00	14.776	315776.063	20.053	0.001	5.493	On Peak Load
14/10/2023 23:00	15.014	250410.516	45.938	0.000	6.021	Off Peak Load
15/10/2023 00:00	14.914	260939.266	34.693	0.003	5.951	Off Peak Load
15/10/2023 01:00	14.876	258380.078	33.916	0.006	6.673	Off Peak Load
15/10/2023 02:00	14.931	256792.750	39.325	0.236	7.135	Off Peak Load
15/10/2023 03:00	14.910	256077.422	36.740	0.003	6.596	Off Peak Load
15/10/2023 04:00	14.929	260345.813	37.424	0.029	6.790	Off Peak Load
15/10/2023 05:00	14.914	260636.625	35.498	0.012	6.579	Off Peak Load
15/10/2023 06:00	14.900	258977.594	36.952	0.000	7.540	Off Peak Load
15/10/2023 07:00	14.964	257576.516	40.350	0.000	7.655	Off Peak Load
15/10/2023 08:00	14.954	254634.359	38.957	0.016	7.987	Off Peak Load
15/10/2023 09:00	14.872	259255.938	32.670	0.013	6.003	Off Peak Load
15/10/2023 10:00	14.888	262407.750	33.162	0.010	4.997	Off Peak Load
15/10/2023 11:00	14.938	264193.000	33.152	0.007	4.400	Off Peak Load
15/10/2023 12:00	14.978	262230.781	32.641	0.004	3.664	Off Peak Load
15/10/2023 13:00	14.974	262915.188	31.370	0.002	3.375	Off Peak Load
15/10/2023 14:00	14.944	266837.625	27.474	0.004	3.120	Off Peak Load
15/10/2023 15:00	14.971	266256.688	31.617	0.007	2.642	Off Peak Load
15/10/2023 16:00	14.883	274804.094	20.541	0.009	3.562	Off Peak Load
15/10/2023 17:00	14.786	275104.594	22.096	0.015	8.055	Off Peak Load
15/10/2023 18:00	14.813	277338.313	19.992	0.006	8.705	Off Peak Load
15/10/2023 19:00	14.833	368401.781	27.744	0.003	9.796	On Peak Load
15/10/2023 20:00	14.868	368038.125	27.086	0.289	9.130	On Peak Load
15/10/2023 21:00	14.881	366782.469	25.944	0.109	6.630	On Peak Load
15/10/2023 22:00	14.858	369894.438	24.756	0.001	6.086	On Peak Load
15/10/2023 23:00	14.758	273384.719	22.973	0.011	5.703	Off Peak Load
16/10/2023 00:00	14.804	270352.594	28.554	0.000	5.283	Off Peak Load
16/10/2023 01:00	14.797	274300.031	25.935	0.003	5.421	Off Peak Load
16/10/2023 02:00	14.763	277652.719	19.958	0.005	7.685	Off Peak Load
16/10/2023 03:00	14.775	273098.156	26.275	0.009	7.344	Off Peak Load
16/10/2023 04:00	14.786	272525.250	29.090	0.019	6.076	Off Peak Load
16/10/2023 05:00	14.814	270494.875	27.583	0.009	6.732	Off Peak Load
16/10/2023 06:00	14.776	270168.000	28.974	0.005	7.197	Off Peak Load
16/10/2023 07:00	14.773	272277.063	28.438	0.009	8.022	Off Peak Load
16/10/2023 08:00	14.778	273510.188	26.054	0.015	8.342	Off Peak Load
16/10/2023 09:00	14.821	270552.875	29.037	0.009	5.985	Off Peak Load
16/10/2023 10:00	14.842	266729.031	31.216	0.007	5.792	Off Peak Load
16/10/2023 11:00	14.920	360763.313	26.759	0.006	5.296	Off Peak Load
16/10/2023 12:00	14.841	312897.219	20.504	0.005	4.013	On Peak Load
16/10/2023 13:00	14.872	317372.500	21.969	0.004	4.062	On Peak Load
16/10/2023 14:00	14.876	313859.875	22.792	0.003	3.710	On Peak Load
16/10/2023 15:00	14.920	324676.625	21.389	0.002	3.605	On Peak Load
16/10/2023 16:00	14.905	331711.719	20.932	0.001	3.952	On Peak Load
16/10/2023 17:00	14.842	319444.844	21.009	0.000	5.852	On Peak Load
16/10/2023 18:00	14.815	323529.188	19.956	0.000	5.392	On Peak Load
16/10/2023 19:00	14.782	323634.656	17.070	0.000	5.012	On Peak Load
16/10/2023 20:00	14.761	316886.219	11.113	0.000	4.767	On Peak Load

Site Name: [illegible]
Stack Name: [illegible]
Periodically: [illegible]

Date & Time	Actual Operation Condition		Emission Concentration for Standardization Comparison			Remark
	O2	FLOW @1 ATM 25C	HRSG1_NOx@7%O2	HRSG1_SOx@7%O2	HRSG1_Dust (7%O2)	
	%	m3/hr	ppm	ppm	mg/m3	
16/10/2023 21:00	14.768	326149.531	12.675	0.000	4.690	On Peak Load
16/10/2023 22:00	14.759	319839.156	8.178	0.000	4.650	On Peak Load
16/10/2023 23:00	14.991	249805.938	33.546	0.000	5.909	Off Peak Load
17/10/2023 00:00	14.733	276011.125	0.000	0.000	5.942	Off Peak Load
17/10/2023 01:00	14.686	282631.125	5.808	0.000	5.999	Off Peak Load
17/10/2023 02:00	14.657	287127.156	2.455	0.000	5.316	Off Peak Load
17/10/2023 03:00	14.645	284820.281	0.020	0.000	5.556	Off Peak Load
17/10/2023 04:00	14.715	284610.000	0.000	0.000	6.495	Off Peak Load
17/10/2023 05:00	14.658	290642.500	5.820	0.000	6.288	Off Peak Load
17/10/2023 06:00	14.712	280788.719	0.000	0.000	6.356	Off Peak Load
17/10/2023 07:00	14.725	281254.656	0.000	0.000	6.163	Off Peak Load
17/10/2023 08:00	14.836	266824.656	11.312	0.000	5.478	Off Peak Load
17/10/2023 09:00	14.757	284087.813	9.610	0.001	3.902	Off Peak Load
17/10/2023 10:00	14.998	249019.250	25.080	0.001	4.111	Off Peak Load
17/10/2023 11:00	14.801	320303.344	1.908	0.001	3.648	On Peak Load
17/10/2023 12:00	14.820	315671.875	0.000	0.001	3.660	On Peak Load
17/10/2023 13:00	14.886	314691.844	11.482	0.001	3.370	On Peak Load
17/10/2023 14:00	14.886	313141.438	3.652	0.001	2.961	On Peak Load
17/10/2023 15:00	14.894	319486.813	10.453	0.001	3.358	On Peak Load
17/10/2023 16:00	14.904	320616.875	11.463	0.002	3.308	On Peak Load
17/10/2023 17:00	14.895	323419.594	13.423	0.001	3.087	On Peak Load
17/10/2023 18:00	14.883	325133.656	4.277	0.001	3.235	On Peak Load
17/10/2023 19:00	14.730	312468.563	7.780	0.001	4.526	On Peak Load
17/10/2023 20:00	14.730	325499.344	4.355	0.001	7.618	On Peak Load
17/10/2023 21:00	14.750	319137.500	0.001	0.001	8.445	On Peak Load
17/10/2023 22:00	14.711	321369.000	0.006	0.001	6.118	On Peak Load
17/10/2023 23:00	14.945	251372.844	26.718	0.000	5.056	Off Peak Load
18/10/2023 00:00	14.665	284606.531	0.000	0.000	4.780	Off Peak Load
18/10/2023 01:00	14.634	293426.375	5.441	0.000	6.056	Off Peak Load
18/10/2023 02:00	14.651	290258.500	0.017	0.000	5.489	Off Peak Load
18/10/2023 03:00	14.630	290833.438	11.102	0.000	6.444	Off Peak Load
18/10/2023 04:00	14.637	296887.688	3.364	0.000	5.286	Off Peak Load
18/10/2023 05:00	14.693	296903.938	0.007	0.000	4.659	Off Peak Load
18/10/2023 06:00	14.654	293239.781	0.000	0.000	6.409	Off Peak Load
18/10/2023 07:00	14.716	284717.594	2.006	0.000	4.891	Off Peak Load
18/10/2023 08:00	14.695	282877.875	2.624	0.000	4.971	Off Peak Load
18/10/2023 09:00	14.676	290820.375	9.906	0.000	4.637	Off Peak Load
18/10/2023 10:00	15.060	246589.141	21.844	0.001	5.183	Off Peak Load
18/10/2023 11:00	14.798	320182.406	9.465	0.001	3.770	On Peak Load
18/10/2023 12:00	14.834	328578.219	0.000	0.001	4.085	On Peak Load
18/10/2023 13:00	14.776	326796.875	16.336	0.002	8.135	On Peak Load
18/10/2023 14:00	14.778	329577.500	1.595	0.002	8.556	On Peak Load
18/10/2023 15:00	14.755	333121.219	0.020	0.002	7.957	On Peak Load
18/10/2023 16:00	14.752	327615.750	12.476	0.003	6.242	On Peak Load
18/10/2023 17:00	14.761	325652.375	8.514	0.002	5.052	On Peak Load
18/10/2023 18:00	14.762	318037.875	0.556	0.002	5.103	On Peak Load
18/10/2023 19:00	14.769	319480.000	0.002	0.002	5.073	On Peak Load
18/10/2023 20:00	14.743	325979.844	0.014	0.002	5.224	On Peak Load
18/10/2023 21:00	14.725	325562.563	0.000	0.002	5.441	On Peak Load
18/10/2023 22:00	14.785	326492.250	0.020	0.002	6.027	On Peak Load
18/10/2023 23:00	14.975	249032.938	30.579	0.002	6.817	Off Peak Load
19/10/2023 00:00	14.643	287628.469	5.305	0.002	6.021	Off Peak Load
19/10/2023 01:00	14.641	292309.594	11.299	0.001	5.543	Off Peak Load
19/10/2023 02:00	14.655	284780.188	7.167	0.001	5.461	Off Peak Load
19/10/2023 03:00	14.667	289277.844	7.657	0.001	5.899	Off Peak Load
19/10/2023 04:00	14.633	291168.719	10.594	0.001	5.250	Off Peak Load
19/10/2023 05:00	14.652	288746.156	8.587	0.000	9.167	Off Peak Load
19/10/2023 06:00	14.675	280606.000	3.149	0.000	9.698	Off Peak Load
19/10/2023 07:00	14.663	282900.594	0.948	0.000	8.963	Off Peak Load
19/10/2023 08:00	14.709	273842.969	5.692	0.000	8.303	Off Peak Load
19/10/2023 09:00	14.691	285521.063	0.000	0.000	6.309	Off Peak Load
19/10/2023 10:00	15.071	245741.922	27.306	0.000	5.756	Off Peak Load
19/10/2023 11:00	14.791	323902.938	6.147	0.000	4.530	On Peak Load
19/10/2023 12:00	14.764	322155.625	0.000	0.000	6.590	On Peak Load
19/10/2023 13:00	14.773	333710.125	11.687	0.000	7.902	On Peak Load
19/10/2023 14:00	14.790	331722.594	8.575	0.000	6.070	On Peak Load
19/10/2023 15:00	14.776	323485.531	0.000	0.000	5.113	On Peak Load
19/10/2023 16:00	14.723	312248.750	0.050	0.000	4.365	On Peak Load
19/10/2023 17:00	14.742	319491.000	0.000	0.001	5.233	On Peak Load
19/10/2023 18:00	14.752	322977.094	6.417	0.001	5.176	On Peak Load
19/10/2023 19:00	14.744	325146.344	0.001	0.001	5.458	On Peak Load
19/10/2023 20:00	14.730	321654.344	8.189	0.001	4.775	On Peak Load
19/10/2023 21:00	14.760	322799.313	3.010	0.001	5.058	On Peak Load
19/10/2023 22:00	14.722	325544.188	0.005	0.002	4.444	On Peak Load
19/10/2023 23:00	14.945	250177.016	22.515	0.002	5.325	Off Peak Load
20/10/2023 00:00	14.655	286077.750	4.847	0.002	4.731	Off Peak Load

Site Name: [illegible]
Stack Name: [illegible]
Periodically: [illegible]

Date & Time	Actual Operation Condition		Emission Concentration for Standardization Comparison			Remark
	O2	FLOW @1 ATM 25C	HRSG1_NOx@7%O2	HRSG1_SOx@7%O2	HRSG1_Dust (7%O2)	
	%	m3/hr	ppm	ppm	mg/m3	
20/10/2023 01:00	14.646	287676.156	0.002	0.002	5.469	Off Peak Load
20/10/2023 02:00	14.644	286938.469	0.008	0.002	5.549	Off Peak Load
20/10/2023 03:00	14.616	290386.563	0.004	0.002	5.314	Off Peak Load
20/10/2023 04:00	14.648	290557.844	7.053	0.002	5.051	Off Peak Load
20/10/2023 05:00	14.661	288703.594	2.434	0.002	6.137	Off Peak Load
20/10/2023 06:00	14.625	284728.469	0.018	0.002	8.562	Off Peak Load
20/10/2023 07:00	14.709	278536.438	0.003	0.002	9.198	Off Peak Load
20/10/2023 08:00	14.721	270308.781	11.612	0.002	8.131	Off Peak Load
20/10/2023 09:00	14.761	278548.031	5.841	0.002	5.566	Off Peak Load
20/10/2023 10:00	15.048	242077.250	19.308	0.002	5.750	Off Peak Load
20/10/2023 11:00	14.780	309185.281	0.000	0.002	4.708	On Peak Load
20/10/2023 12:00	14.805	307086.625	3.330	0.002	4.009	On Peak Load
20/10/2023 13:00	14.846	316200.813	0.017	0.002	3.935	On Peak Load
20/10/2023 14:00	14.854	324718.156	4.693	0.002	3.607	On Peak Load
20/10/2023 15:00	14.828	324736.500	0.000	0.002	4.600	On Peak Load
20/10/2023 16:00	14.740	327560.250	14.844	0.002	9.181	On Peak Load
20/10/2023 17:00	14.711	322097.750	9.887	0.002	7.530	On Peak Load
20/10/2023 18:00	14.721	333639.813	6.799	0.002	7.209	On Peak Load
20/10/2023 19:00	14.762	327729.625	5.449	0.002	7.855	On Peak Load
20/10/2023 20:00	14.751	337773.375	3.831	0.002	5.989	On Peak Load
20/10/2023 21:00	14.794	339990.219	1.706	0.002	5.118	On Peak Load
20/10/2023 22:00	14.764	337523.094	0.005	0.002	4.962	On Peak Load
20/10/2023 23:00	14.856	256964.688	20.684	0.002	4.849	Off Peak Load
21/10/2023 00:00	14.669	286446.000	0.015	0.002	4.634	Off Peak Load
21/10/2023 01:00	14.663	283274.938	0.019	0.002	4.879	Off Peak Load
21/10/2023 02:00	14.636	295166.094	10.317	0.001	7.371	Off Peak Load
21/10/2023 03:00	14.643	294462.938	10.642	0.001	9.092	Off Peak Load
21/10/2023 04:00	14.652	292895.438	3.568	0.001	8.515	Off Peak Load
21/10/2023 05:00	14.650	283540.250	2.352	0.001	8.900	Off Peak Load
21/10/2023 06:00	14.667	288582.563	2.274	0.001	7.973	Off Peak Load
21/10/2023 07:00	14.692	284326.688	0.081	0.001	9.529	Off Peak Load
21/10/2023 08:00	14.753	269907.875	6.193	0.001	7.489	Off Peak Load
21/10/2023 09:00	14.733	281527.125	11.136	0.001	6.205	Off Peak Load
21/10/2023 10:00	15.118	242791.156	40.050	0.001	6.482	Off Peak Load
21/10/2023 11:00	14.782	320509.000	6.438	0.000	5.222	On Peak Load
21/10/2023 12:00	14.801	318132.313	0.005	0.000	4.296	On Peak Load
21/10/2023 13:00	14.828	317204.500	8.667	0.000	3.873	On Peak Load
21/10/2023 14:00	14.875	323804.531	11.748	0.000	3.511	On Peak Load
21/10/2023 15:00	14.756	324284.594	13.809	0.000	6.987	On Peak Load
21/10/2023 16:00	14.770	317455.563	8.364	0.000	6.448	On Peak Load
21/10/2023 17:00	14.764	316294.469	11.743	0.000	6.054	On Peak Load
21/10/2023 18:00	14.748	319366.156	10.102	0.000	5.852	On Peak Load
21/10/2023 19:00	14.773	325363.969	4.030	0.000	8.327	On Peak Load
21/10/2023 20:00	14.744	325512.000	2.329	0.000	9.263	On Peak Load
21/10/2023 21:00	14.717	319471.531	0.000	0.000	9.327	On Peak Load
21/10/2023 22:00	14.775	371534.563	2.476	0.000	10.362	On Peak Load
21/10/2023 23:00	Shutdown	Shutdown	Shutdown	Shutdown	Shutdown	Off Peak Load GT11 SD Half Block
22/10/2023 00:00	Shutdown	Shutdown	Shutdown	Shutdown	Shutdown	Off Peak Load GT11 SD Half Block
22/10/2023 01:00	Shutdown	Shutdown	Shutdown	Shutdown	Shutdown	Off Peak Load GT11 SD Half Block
22/10/2023 02:00	Shutdown	Shutdown	Shutdown	Shutdown	Shutdown	Off Peak Load GT11 SD Half Block
22/10/2023 03:00	Shutdown	Shutdown	Shutdown	Shutdown	Shutdown	Off Peak Load GT11 SD Half Block
22/10/2023 04:00	Shutdown	Shutdown	Shutdown	Shutdown	Shutdown	Off Peak Load GT11 SD Half Block
22/10/2023 05:00	Shutdown	Shutdown	Shutdown	Shutdown	Shutdown	Off Peak Load GT11 SD Half Block
22/10/2023 06:00	Shutdown	Shutdown	Shutdown	Shutdown	Shutdown	Off Peak Load GT11 SD Half Block
22/10/2023 07:00	Shutdown	Shutdown	Shutdown	Shutdown	Shutdown	Off Peak Load GT11 SD Half Block
22/10/2023 08:00	Shutdown	Shutdown	Shutdown	Shutdown	Shutdown	Off Peak Load GT11 SD Half Block
22/10/2023 09:00	Shutdown	Shutdown	Shutdown	Shutdown	Shutdown	Off Peak Load GT11 SD Half Block
22/10/2023 10:00	Shutdown	Shutdown	Shutdown	Shutdown	Shutdown	Off Peak Load GT11 SD Half Block
22/10/2023 11:00	Shutdown	Shutdown	Shutdown	Shutdown	Shutdown	Off Peak Load GT11 SD Half Block
22/10/2023 12:00	Shutdown	Shutdown	Shutdown	Shutdown	Shutdown	Off Peak Load GT11 SD Half Block
22/10/2023 13:00	Shutdown	Shutdown	Shutdown	Shutdown	Shutdown	Off Peak Load GT11 SD Half Block
22/10/2023 14:00	Shutdown	Shutdown	Shutdown	Shutdown	Shutdown	Off Peak Load GT11 SD Half Block
22/10/2023 15:00	Shutdown	Shutdown	Shutdown	Shutdown	Shutdown	Off Peak Load GT11 SD Half Block
22/10/2023 16:00	Shutdown	Shutdown	Shutdown	Shutdown	Shutdown	Off Peak Load GT11 SD Half Block
22/10/2023 17:00	Shutdown	Shutdown	Shutdown	Shutdown	Shutdown	Off Peak Load GT11 SD Half Block
22/10/2023 18:00	Shutdown	Shutdown	Shutdown	Shutdown	Shutdown	Off Peak Load GT11 SD Half Block
22/10/2023 19:00	Shutdown	Shutdown	Shutdown	Shutdown	Shutdown	Off Peak Load GT11 SD Half Block
22/10/2023 20:00	Shutdown	Shutdown	Shutdown	Shutdown	Shutdown	Off Peak Load GT11 SD Half Block
22/10/2023 21:00	Shutdown	Shutdown	Shutdown	Shutdown	Shutdown	Off Peak Load GT11 SD Half Block
22/10/2023 22:00	Shutdown	Shutdown	Shutdown	Shutdown	Shutdown	Off Peak Load GT11 SD Half Block
22/10/2023 23:00	Shutdown	Shutdown	Shutdown	Shutdown	Shutdown	Off Peak Load GT11 SD Half Block
23/10/2023 00:00	Shutdown	Shutdown	Shutdown	Shutdown	Shutdown	Off Peak Load GT11 SD Half Block
23/10/2023 01:00	Shutdown	Shutdown	Shutdown	Shutdown	Shutdown	Off Peak Load GT11 SD Half Block
23/10/2023 02:00	Shutdown	Shutdown	Shutdown	Shutdown	Shutdown	Off Peak Load GT11 SD Half Block
23/10/2023 03:00	Shutdown	Shutdown	Shutdown	Shutdown	Shutdown	Off Peak Load GT11 SD Half Block
23/10/2023 04:00	Shutdown	Shutdown	Shutdown	Shutdown	Shutdown	Off Peak Load GT11 SD Half Block

Site Name: [illegible]
Stack Name: [illegible]
Periodically: [illegible]

Date & Time	Actual Operation Condition		Emission Concentration for Standardization Comparison			Remark
	O2	FLOW @1 ATM 25C	HRSG1_NOx@7%O2	HRSG1_SOx@7%O2	HRSG1_Dust (7%O2)	
	%	m3/hr	ppm	ppm	mg/m3	
23/10/2023 05:00	Shutdown	Shutdown	Shutdown	Shutdown	Shutdown	Off Peak Load GT11 SD Half Block
23/10/2023 06:00	Shutdown	Shutdown	Shutdown	Shutdown	Shutdown	Off Peak Load GT11 SD Half Block
23/10/2023 07:00	Shutdown	Shutdown	Shutdown	Shutdown	Shutdown	Off Peak Load GT11 SD Half Block
23/10/2023 08:00	Shutdown	Shutdown	Shutdown	Shutdown	Shutdown	Off Peak Load GT11 SD Half Block
23/10/2023 09:00	Shutdown	Shutdown	Shutdown	Shutdown	Shutdown	Off Peak Load GT11 SD Half Block
23/10/2023 10:00	Shutdown	Shutdown	Shutdown	Shutdown	Shutdown	Off Peak Load GT11 SD Half Block
23/10/2023 11:00	Shutdown	Shutdown	Shutdown	Shutdown	Shutdown	Off Peak Load GT11 SD Half Block
23/10/2023 12:00	Shutdown	Shutdown	Shutdown	Shutdown	Shutdown	Off Peak Load GT11 SD Half Block
23/10/2023 13:00	Shutdown	Shutdown	Shutdown	Shutdown	Shutdown	Off Peak Load GT11 SD Half Block
23/10/2023 14:00	Shutdown	Shutdown	Shutdown	Shutdown	Shutdown	Off Peak Load GT11 SD Half Block
23/10/2023 15:00	Shutdown	Shutdown	Shutdown	Shutdown	Shutdown	Off Peak Load GT11 SD Half Block
23/10/2023 16:00	Shutdown	Shutdown	Shutdown	Shutdown	Shutdown	Off Peak Load GT11 SD Half Block
23/10/2023 17:00	Shutdown	Shutdown	Shutdown	Shutdown	Shutdown	Off Peak Load GT11 SD Half Block
23/10/2023 18:00	Shutdown	Shutdown	Shutdown	Shutdown	Shutdown	Off Peak Load GT11 SD Half Block
23/10/2023 19:00	Shutdown	Shutdown	Shutdown	Shutdown	Shutdown	Off Peak Load GT11 SD Half Block
23/10/2023 20:00	Shutdown	Shutdown	Shutdown	Shutdown	Shutdown	Off Peak Load GT11 SD Half Block
23/10/2023 21:00	14.751	322715.500	14.474	0.000	5.250	On Peak Load
23/10/2023 22:00	14.738	327421.156	10.878	0.000	5.226	On Peak Load
23/10/2023 23:00	14.778	270269.344	24.402	0.000	5.652	Off Peak Load
24/10/2023 00:00	14.792	266571.438	20.765	0.000	7.486	Off Peak Load
24/10/2023 01:00	14.809	267959.750	16.895	0.000	8.531	Off Peak Load
24/10/2023 02:00	14.760	266420.813	23.885	0.000	7.481	Off Peak Load
24/10/2023 03:00	14.812	266189.656	18.143	0.000	6.238	Off Peak Load
24/10/2023 04:00	14.798	265154.344	12.233	0.001	7.297	Off Peak Load
24/10/2023 05:00	14.788	266642.063	6.771	0.001	8.256	Off Peak Load
24/10/2023 06:00	14.791	264185.063	19.399	0.001	8.981	Off Peak Load
24/10/2023 07:00	14.826	261603.188	19.972	0.001	8.326	Off Peak Load
24/10/2023 08:00	14.807	266263.688	17.550	0.001	6.455	Off Peak Load
24/10/2023 09:00	14.813	269068.469	13.196	0.002	5.543	Off Peak Load
24/10/2023 10:00	15.097	239814.281	20.839	0.002	5.032	Off Peak Load
24/10/2023 11:00	14.810	309304.906	11.164	0.002	4.927	On Peak Load
24/10/2023 12:00	14.866	311936.813	10.056	0.002	4.651	On Peak Load
24/10/2023 13:00	14.858	315174.719	0.001	0.002	4.385	On Peak Load
24/10/2023 14:00	14.883	313337.469	6.336	0.001	3.874	On Peak Load
24/10/2023 15:00	14.899	317406.500	0.797	0.001	3.989	On Peak Load
24/10/2023 16:00	14.855	325342.000	1.131	0.000	3.873	On Peak Load
24/10/2023 17:00	14.866	320373.219	6.197	0.000	4.137	On Peak Load
24/10/2023 18:00	14.840	317312.344	8.204	0.000	4.324	On Peak Load
24/10/2023 19:00	14.832	316426.750	8.671	0.000	4.038	On Peak Load
24/10/2023 20:00	14.770	319360.969	10.980	0.000	4.195	On Peak Load
24/10/2023 21:00	14.768	315332.375	5.294	0.002	3.967	On Peak Load
24/10/2023 22:00	14.780	314388.844	1.410	0.005	4.377	On Peak Load
24/10/2023 23:00	Shutdown	Shutdown	Shutdown	Shutdown	Shutdown	Off Peak Load GT11 SD Half Block
25/10/2023 00:00	Shutdown	Shutdown	Shutdown	Shutdown	Shutdown	Off Peak Load GT11 SD Half Block
25/10/2023 01:00	Shutdown	Shutdown	Shutdown	Shutdown	Shutdown	Off Peak Load GT11 SD Half Block
25/10/2023 02:00	Shutdown	Shutdown	Shutdown	Shutdown	Shutdown	Off Peak Load GT11 SD Half Block
25/10/2023 03:00	Shutdown	Shutdown	Shutdown	Shutdown	Shutdown	Off Peak Load GT11 SD Half Block
25/10/2023 04:00	Shutdown	Shutdown	Shutdown	Shutdown	Shutdown	Off Peak Load GT11 SD Half Block
25/10/2023 05:00	Shutdown	Shutdown	Shutdown	Shutdown	Shutdown	Off Peak Load GT11 SD Half Block
25/10/2023 06:00	Shutdown	Shutdown	Shutdown	Shutdown	Shutdown	Off Peak Load GT11 SD Half Block
25/10/2023 07:00	Shutdown	Shutdown	Shutdown	Shutdown	Shutdown	Off Peak Load GT11 SD Half Block
25/10/2023 08:00	Shutdown	Shutdown	Shutdown	Shutdown	Shutdown	Off Peak Load GT11 SD Half Block
25/10/2023 09:00	Shutdown	Shutdown	Shutdown	Shutdown	Shutdown	Off Peak Load GT11 SD Half Block
25/10/2023 10:00	Shutdown	Shutdown	Shutdown	Shutdown	Shutdown	Off Peak Load GT11 SD Half Block
25/10/2023 11:00	14.827	305,493	13.212	0.000	4.425	On Peak Load
25/10/2023 12:00	14.871	311,846	10.688	0.000	4.146	On Peak Load
25/10/2023 13:00	14.835	320,523	14.167	0.000	4.719	On Peak Load
25/10/2023 14:00	14.825	322,369	15.248	0.000	4.836	On Peak Load
25/10/2023 15:00	14.822	319,435	13.284	0.000	4.266	On Peak Load
25/10/2023 16:00	14.827	317,307	5.454	0.000	4.601	On Peak Load
25/10/2023 17:00	14.819	319,841	5.926	0.000	4.387	On Peak Load
25/10/2023 18:00	14.778	319,812	2.446	0.000	4.235	On Peak Load
25/10/2023 19:00	14.742	312,454	12.792	0.000	4.509	On Peak Load
25/10/2023 20:00	14.750	309,317	0.011	0.001	4.657	On Peak Load
25/10/2023 21:00	14.742	314,513	8.548	0.001	4.661	On Peak Load
25/10/2023 22:00	14.750	316,656	0.008	0.001	4.899	On Peak Load
25/10/2023 23:00	Shutdown	Shutdown	Shutdown	Shutdown	Shutdown	Off Peak Load GT11 SD Half Block
26/10/2023 00:00	Shutdown	Shutdown	Shutdown	Shutdown	Shutdown	Off Peak Load GT11 SD Half Block
26/10/2023 01:00	Shutdown	Shutdown	Shutdown	Shutdown	Shutdown	Off Peak Load GT11 SD Half Block
26/10/2023 02:00	Shutdown	Shutdown	Shutdown	Shutdown	Shutdown	Off Peak Load GT11 SD Half Block
26/10/2023 03:00	Shutdown	Shutdown	Shutdown	Shutdown	Shutdown	Off Peak Load GT11 SD Half Block
26/10/2023 04:00	Shutdown	Shutdown	Shutdown	Shutdown	Shutdown	Off Peak Load GT11 SD Half Block
26/10/2023 05:00	Shutdown	Shutdown	Shutdown	Shutdown	Shutdown	Off Peak Load GT11 SD Half Block
26/10/2023 06:00	Shutdown	Shutdown	Shutdown	Shutdown	Shutdown	Off Peak Load GT11 SD Half Block
26/10/2023 07:00	Shutdown	Shutdown	Shutdown	Shutdown	Shutdown	Off Peak Load GT11 SD Half Block
26/10/2023 08:00	Shutdown	Shutdown	Shutdown	Shutdown	Shutdown	Off Peak Load GT11 SD Half Block

Site Name: [illegible]
Stack Name: [illegible]
Periodically: [illegible]

	Actual Operation Condition		Emission Concentration for Standardization Comparison			
Date & Time	O2	FLOW @1 ATM 25C	HRSG1_NOx@7%O2	HRSG1_SOx@7%O2	HRSG1_Dust (7%O2)	Remark
	%	m3/hr	ppm	ppm	mg/m3	
26/10/2023 09:00	Shutdown	Shutdown	Shutdown	Shutdown	Shutdown	Off Peak Load GT11 SD Half Block
26/10/2023 10:00	Shutdown	Shutdown	Shutdown	Shutdown	Shutdown	Off Peak Load GT11 SD Half Block
26/10/2023 11:00	14.848	309,098	9.852	0.005	4.160	On Peak Load
26/10/2023 12:00	14.852	307,012	9.444	0.004	3.645	On Peak Load
26/10/2023 13:00	14.881	309,176	12.456	0.004	3.587	On Peak Load
26/10/2023 14:00	14.768	296,874	8.019	0.003	3.727	On Peak Load
26/10/2023 15:00	14.832	309,780	9.931	0.003	4.095	On Peak Load
26/10/2023 16:00	14.869	317,473	7.924	0.002	4.481	On Peak Load
26/10/2023 17:00	14.831	315,307	0.651	0.002	5.509	On Peak Load
26/10/2023 18:00	14.789	312,652	6.966	0.001	6.059	On Peak Load
26/10/2023 19:00	14.800	311,217	0.089	0.001	6.017	On Peak Load
26/10/2023 20:00	14.774	314,236	7.322	0.001	5.772	On Peak Load
26/10/2023 21:00	14.752	316,826	10.591	0.001	5.285	On Peak Load
26/10/2023 22:00	14.767	315,192	0.002	0.001	4.548	On Peak Load
26/10/2023 23:00	14.829	366,364	0.008	0.001	4.822	Off Peak Load GT12 SD Half Block
27/10/2023 00:00	14.819	354,405	14.405	0.001	4.644	Off Peak Load GT12 SD Half Block
27/10/2023 01:00	14.825	354,348	2.632	0.000	5.083	Off Peak Load GT12 SD Half Block
27/10/2023 02:00	14.823	353,937	0.003	0.000	5.175	Off Peak Load GT12 SD Half Block
27/10/2023 03:00	14.840	356,240	0.000	0.001	6.413	Off Peak Load GT12 SD Half Block
27/10/2023 04:00	14.820	352,226	10.845	0.001	6.319	Off Peak Load GT12 SD Half Block
27/10/2023 05:00	14.813	356,105	15.505	0.002	6.152	Off Peak Load GT12 SD Half Block
27/10/2023 06:00	14.835	354,366	15.786	0.002	5.128	Off Peak Load GT12 SD Half Block
27/10/2023 07:00	14.834	356,172	15.092	0.002	5.297	Off Peak Load GT12 SD Half Block
27/10/2023 08:00	14.840	356,614	2.671	0.003	4.566	Off Peak Load GT12 SD Half Block
27/10/2023 09:00	14.887	358,390	2.238	0.003	4.142	Off Peak Load GT12 SD Half Block
27/10/2023 10:00	14.886	362,242	10.363	0.003	3.845	Off Peak Load
27/10/2023 11:00	14.820	311,163	5.295	0.003	3.483	On Peak Load
27/10/2023 12:00	14.845	305,415	3.593	0.002	3.484	On Peak Load
27/10/2023 13:00	14.847	316,893	4.272	0.002	3.841	On Peak Load
27/10/2023 14:00	14.840	309,747	7.491	0.002	3.449	On Peak Load
27/10/2023 15:00	14.836	314,239	3.967	0.001	3.866	On Peak Load
27/10/2023 16:00	14.839	315,992	7.479	0.001	4.027	On Peak Load
27/10/2023 17:00	14.846	317,236	13.586	0.000	3.880	On Peak Load
27/10/2023 18:00	14.786	311,238	0.806	0.000	4.520	On Peak Load
27/10/2023 19:00	14.802	317,344	3.358	0.001	5.581	On Peak Load
27/10/2023 20:00	14.743	318,392	13.481	0.001	5.955	On Peak Load
27/10/2023 21:00	14.766	317,234	2.602	0.002	5.840	On Peak Load
27/10/2023 22:00	14.754	318,356	12.940	0.002	4.850	On Peak Load
27/10/2023 23:00	Shutdown	Shutdown	Shutdown	Shutdown	Shutdown	Off Peak Load GT11 SD Half Block
28/10/2023 00:00	Shutdown	Shutdown	Shutdown	Shutdown	Shutdown	Off Peak Load GT11 SD Half Block
28/10/2023 01:00	Shutdown	Shutdown	Shutdown	Shutdown	Shutdown	Off Peak Load GT11 SD Half Block
28/10/2023 02:00	Shutdown	Shutdown	Shutdown	Shutdown	Shutdown	Off Peak Load GT11 SD Half Block
28/10/2023 03:00	Shutdown	Shutdown	Shutdown	Shutdown	Shutdown	Off Peak Load GT11 SD Half Block
28/10/2023 04:00	Shutdown	Shutdown	Shutdown	Shutdown	Shutdown	Off Peak Load GT11 SD Half Block
28/10/2023 05:00	Shutdown	Shutdown	Shutdown	Shutdown	Shutdown	Off Peak Load GT11 SD Half Block
28/10/2023 06:00	Shutdown	Shutdown	Shutdown	Shutdown	Shutdown	Off Peak Load GT11 SD Half Block
28/10/2023 07:00	Shutdown	Shutdown	Shutdown	Shutdown	Shutdown	Off Peak Load GT11 SD Half Block
28/10/2023 08:00	Shutdown	Shutdown	Shutdown	Shutdown	Shutdown	Off Peak Load GT11 SD Half Block
28/10/2023 09:00	Shutdown	Shutdown	Shutdown	Shutdown	Shutdown	Off Peak Load GT11 SD Half Block
28/10/2023 10:00	Shutdown	Shutdown	Shutdown	Shutdown	Shutdown	Off Peak Load GT11 SD Half Block
28/10/2023 11:00	14.831	314,527	10.523	0.005	4.319	On Peak Load
28/10/2023 12:00	14.887	311,230	7.555	0.004	3.853	On Peak Load
28/10/2023 13:00	14.891	311,913	9.385	0.003	4.108	On Peak Load
28/10/2023 14:00	14.866	319,408	8.214	0.003	3.989	On Peak Load
28/10/2023 15:00	14.770	314,307	1.796	0.002	6.063	On Peak Load
28/10/2023 16:00	14.773	308,785	8.415	0.001	6.473	On Peak Load
28/10/2023 17:00	14.755	308,087	0.007	0.000	5.149	On Peak Load
28/10/2023 18:00	14.765	314,221	0.015	0.000	4.948	On Peak Load
28/10/2023 19:00	14.778	315,291	6.244	0.000	4.353	On Peak Load
28/10/2023 20:00	14.742	309,194	0.000	0.000	4.764	On Peak Load
28/10/2023 21:00	14.741	311,188	12.947	0.000	6.953	On Peak Load
28/10/2023 22:00	14.758	313,100	0.000	0.001	7.640	On Peak Load
28/10/2023 23:00	15.046	248352.719	30.871	0.001	7.946	Off Peak Load
29/10/2023 00:00	14.707	282623.750	8.544	0.001	5.839	Off Peak Load
29/10/2023 01:00	14.697	283833.031	1.965	0.001	6.491	Off Peak Load
29/10/2023 02:00	14.682	284462.406	0.014	0.001	7.112	Off Peak Load
29/10/2023 03:00	14.718	275812.250	0.028	0.001	7.493	Off Peak Load
29/10/2023 04:00	14.717	275982.094	0.000	0.001	7.898	Off Peak Load
29/10/2023 05:00	14.763	272185.531	3.685	0.001	8.675	Off Peak Load
29/10/2023 06:00	14.730	270273.781	6.267	0.000	7.856	Off Peak Load
29/10/2023 07:00	14.710	273687.625	1.640	0.000	8.883	Off Peak Load
29/10/2023 08:00	14.784	265365.719	7.832	0.000	8.694	Off Peak Load
29/10/2023 09:00	14.827	266220.938	6.257	0.000	6.270	Off Peak Load
29/10/2023 10:00	14.850	262442.719	9.879	0.000	5.448	Off Peak Load
29/10/2023 11:00	14.832	267,652	10.466	0.001	4.773	Off Peak Load
29/10/2023 12:00	14.873	264,214	10.500	0.001	4.272	Off Peak Load

Site Name: [illegible]
Stack Name: [illegible]
Periodically: [illegible]

	Actual Operation Condition		Emission Concentration for Standardization Comparison			
Date & Time	O2	FLOW @1 ATM 25C	HRSG1_NOx@7%O2	HRSG1_SOx@7%O2	HRSG1_Dust (7%O2)	Remark
	%	m3/hr	ppm	ppm	mg/m3	
29/10/2023 13:00	14.793	268,477	9.758	0.001	4.557	Off Peak Load
29/10/2023 14:00	14.750	270,155	6.719	0.001	6.627	Off Peak Load
29/10/2023 15:00	14.820	263,348	17.564	0.002	7.467	Off Peak Load
29/10/2023 16:00	14.845	261,918	8.275	0.002	5.646	Off Peak Load
29/10/2023 17:00	14.837	264,248	11.030	0.002	5.491	Off Peak Load
29/10/2023 18:00	14.764	264,523	7.522	0.002	7.978	Off Peak Load
29/10/2023 19:00	14.841	371,955	15.064	0.002	9.494	On Peak Load
29/10/2023 20:00	14.810	372,200	10.132	0.002	8.185	On Peak Load
29/10/2023 21:00	14.712	305,042	1.822	0.002	5.560	On Peak Load
29/10/2023 22:00	14.758	262,198	0.096	0.001	8.462	Off Peak Load
29/10/2023 23:00	Shutdown	Shutdown	Shutdown	Shutdown	Shutdown	Off Peak Load GT11 SD Half Block
30/10/2023 00:00	Shutdown	Shutdown	Shutdown	Shutdown	Shutdown	Off Peak Load GT11 SD Half Block
30/10/2023 01:00	Shutdown	Shutdown	Shutdown	Shutdown	Shutdown	Off Peak Load GT11 SD Half Block
30/10/2023 02:00	Shutdown	Shutdown	Shutdown	Shutdown	Shutdown	Off Peak Load GT11 SD Half Block
30/10/2023 03:00	Shutdown	Shutdown	Shutdown	Shutdown	Shutdown	Off Peak Load GT11 SD Half Block
30/10/2023 04:00	Shutdown	Shutdown	Shutdown	Shutdown	Shutdown	Off Peak Load GT11 SD Half Block
30/10/2023 05:00	Shutdown	Shutdown	Shutdown	Shutdown	Shutdown	Off Peak Load GT11 SD Half Block
30/10/2023 06:00	Shutdown	Shutdown	Shutdown	Shutdown	Shutdown	Off Peak Load GT11 SD Half Block
30/10/2023 07:00	Shutdown	Shutdown	Shutdown	Shutdown	Shutdown	Off Peak Load GT11 SD Half Block
30/10/2023 08:00	Shutdown	Shutdown	Shutdown	Shutdown	Shutdown	Off Peak Load GT11 SD Half Block
30/10/2023 09:00	Shutdown	Shutdown	Shutdown	Shutdown	Shutdown	Off Peak Load GT11 SD Half Block
30/10/2023 10:00	Shutdown	Shutdown	Shutdown	Shutdown	Shutdown	Off Peak Load GT11 SD Half Block
30/10/2023 11:00	14.772	302,550	8.443	0.008	4.041	On Peak Load
30/10/2023 12:00	14.811	291,273	9.426	0.004	3.780	On Peak Load
30/10/2023 13:00	14.850	286,212	10.818	0.001	3.464	On Peak Load
30/10/2023 14:00	14.844	290,250	3.279	0.000	3.491	On Peak Load
30/10/2023 15:00	14.747	289,274	9.231	0.001	4.113	On Peak Load
30/10/2023 16:00	14.702	290,379	13.431	0.001	9.049	On Peak Load
30/10/2023 17:00	14.650	293,141	0.000	0.001	8.192	On Peak Load
30/10/2023 18:00	14.669	295,996	0.013	0.002	7.759	On Peak Load
30/10/2023 19:00	14.660	294,844	0.016	0.002	8.341	On Peak Load
30/10/2023 20:00	14.679	298,707	0.000	0.003	6.100	On Peak Load
30/10/2023 21:00	14.644	300,134	0.000	0.003	7.965	On Peak Load
30/10/2023 22:00	14.691	296,699	0.000	0.003	9.367	On Peak Load
30/10/2023 23:00	14.792	364,901	13.982	0.002	10.490	Off Peak Load GT12 SD Half Block
31/10/2023 00:00	14.842	354,112	13.550	0.002	11.002	Off Peak Load GT12 SD Half Block
31/10/2023 01:00	14.827	354,583	5.810	0.001	10.867	Off Peak Load GT12 SD Half Block
31/10/2023 02:00	14.812	356,311	2.323	0.001	10.051	Off Peak Load GT12 SD Half Block
31/10/2023 03:00	14.808	355,362	1.585	0.000	10.303	Off Peak Load GT12 SD Half Block
31/10/2023 04:00	14.839	353,705	3.371	0.000	10.557	Off Peak Load GT12 SD Half Block
31/10/2023 05:00	14.852	357,152	4.630	0.000	9.204	Off Peak Load GT12 SD Half Block
31/10/2023 06:00	14.861	350,104	5.471	0.000	8.119	Off Peak Load GT12 SD Half Block
31/10/2023 07:00	14.874	356,516	5.555	0.000	7.582	Off Peak Load GT12 SD Half Block
31/10/2023 08:00	14.888	357,976	0.522	0.000	7.214	Off Peak Load GT12 SD Half Block
31/10/2023 09:00	14.890	360,128	1.543	0.000	6.767	Off Peak Load GT12 SD Half Block
31/10/2023 10:00	14.853	332,017	0.000	0.000	5.257	Off Peak Load
31/10/2023 11:00	14.783	292,849	8.853	0.000	5.278	On Peak Load
31/10/2023 12:00	14.736	291,720	0.133	0.000	5.128	On Peak Load
31/10/2023 13:00	14.792	292,079	1.756	0.000	4.443	On Peak Load
31/10/2023 14:00	14.794	296,204	4.322	0.000	4.614	On Peak Load
31/10/2023 15:00	14.816	297,629	4.904	0.001	4.286	On Peak Load
31/10/2023 16:00	14.803	303,037	0.000	0.001	4.454	On Peak Load
31/10/2023 17:00	14.801	300,983	3.998	0.001	4.762	On Peak Load
31/10/2023 18:00	14.735	297,501	0.043	0.002	5.398	On Peak Load
31/10/2023 19:00	14.721	304,492	0.283	0.002	5.937	On Peak Load
31/10/2023 20:00	14.713	293,487	0.000	0.002	6.472	On Peak Load
31/10/2023 21:00	14.705	302,837	0.000	0.003	7.057	On Peak Load
31/10/2023 22:00	14.746	299,109	1.400	0.002	6.649	On Peak Load
31/10/2023 23:00	15.112	238819	29.910	0.002	7.306	Off Peak Load
Minimum	14.61	233,492	0.00	0.00	1.25	
Maximum	15.17	372,200	49.41	3.63	18.08	
Avg	14.81	305,414	16.79	0.08	6.37	
SUM						
			80	6	28	

Site Name: [illegible]
Stack Name: [illegible]
Periodically: [illegible]

	Actual Operation Condition		Emission Concentration for Standardization Comparison			
Date & Time	O2	FLOW @1 ATM 25C	HRSG1_NOx@7%O2	HRSG1_SOx@7%O2	HRSG1_Dust (7%O2)	Remark
	%	m3/hr	ppm	ppm	mg/m3	
01/10/2023 00:00	14.695	310,216	25.184	0.271	4.989	Off Peak Load
01/10/2023 01:00	14.715	309,069	24.395	0.231	5.208	Off Peak Load
01/10/2023 02:00	14.695	310,216	25.184	0.271	4.989	Off Peak Load
01/10/2023 03:00	14.698	306,520	25.363	0.245	5.061	Off Peak Load
01/10/2023 04:00	14.658	310,547	24.040	0.300	5.458	Off Peak Load
01/10/2023 05:00	14.676	303,275	24.268	0.299	4.588	Off Peak Load
01/10/2023 06:00	14.725	305,772	25.331	0.382	4.642	Off Peak Load
01/10/2023 07:00	14.736	303,954	25.409	0.433	4.146	Off Peak Load
01/10/2023 08:00	14.838	300,153	30.533	0.368	4.138	Off Peak Load
01/10/2023 09:00	14.835	298,763	32.365	0.355	4.835	Off Peak Load
01/10/2023 10:00	14.861	301,105	32.370	0.228	4.349	Off Peak Load
01/10/2023 11:00	14.942	298,766	31.855	0.129	4.446	Off Peak Load
01/10/2023 12:00	14.937	304,863	33.637	0.013	3.813	Off Peak Load
01/10/2023 13:00	14.908	305,891	31.091	0.015	3.013	Off Peak Load
01/10/2023 14:00	14.840	304,178	27.126	0.020	6.076	Off Peak Load
01/10/2023 15:00	14.786	294,744	28.523	0.025	7.763	Off Peak Load
01/10/2023 16:00	14.843	297,542	30.075	0.029	11.288	Off Peak Load
01/10/2023 17:00	14.784	304,227	31.611	0.133	5.632	Off Peak Load
01/10/2023 18:00	14.894	292,823	29.293	0.057	4.944	Off Peak Load
01/10/2023 19:00	14.633	330,061	27.056	0.132	4.685	On Peak Load
01/10/2023 20:00	14.646	329,470	29.017	0.165	4.137	On Peak Load
01/10/2023 21:00	14.640	328,957	29.215	0.196	5.225	On Peak Load
01/10/2023 22:00	14.945	284,954	28.117	0.200	6.155	Off Peak Load
01/10/2023 23:00	Shutdown	Shutdown	Shutdown	Shutdown	Shutdown	Off Peak Load GT12 SD Half Block
02/10/2023 00:00	Shutdown	Shutdown	Shutdown	Shutdown	Shutdown	Off Peak Load GT12 SD Half Block
02/10/2023 01:00	Shutdown	Shutdown	Shutdown	Shutdown	Shutdown	Off Peak Load GT12 SD Half Block
02/10/2023 02:00	Shutdown	Shutdown	Shutdown	Shutdown	Shutdown	Off Peak Load GT12 SD Half Block
02/10/2023 03:00	Shutdown	Shutdown	Shutdown	Shutdown	Shutdown	Off Peak Load GT12 SD Half Block
02/10/2023 04:00	Shutdown	Shutdown	Shutdown	Shutdown	Shutdown	Off Peak Load GT12 SD Half Block
02/10/2023 05:00	Shutdown	Shutdown	Shutdown	Shutdown	Shutdown	Off Peak Load GT12 SD Half Block
02/10/2023 06:00	Shutdown	Shutdown	Shutdown	Shutdown	Shutdown	Off Peak Load GT12 SD Half Block
02/10/2023 07:00	Shutdown	Shutdown	Shutdown	Shutdown	Shutdown	Off Peak Load GT12 SD Half Block
02/10/2023 08:00	Shutdown	Shutdown	Shutdown	Shutdown	Shutdown	Off Peak Load GT12 SD Half Block
02/10/2023 09:00	Shutdown	Shutdown	Shutdown	Shutdown	Shutdown	Off Peak Load GT12 SD Half Block
02/10/2023 10:00	Shutdown	Shutdown	Shutdown	Shutdown	Shutdown	Off Peak Load GT12 SD Half Block
02/10/2023 11:00	14.669	328,230	29.039	0.251	4.084	On Peak Load
02/10/2023 12:00	14.670	328,528	29.535	0.203	4.722	On Peak Load
02/10/2023 13:00	14.716	337,720	29.995	0.187	4.293	On Peak Load
02/10/2023 14:00	14.736	329,545	30.270	0.090	4.494	On Peak Load
02/10/2023 15:00	14.746	343,584	31.190	0.059	4.275	On Peak Load
02/10/2023 16:00	14.815	335,192	32.962	0.016	4.001	On Peak Load
02/10/2023 17:00	14.800	336,754	31.887	0.015	4.467	On Peak Load
02/10/2023 18:00	14.794	335,997	32.146	0.014	5.246	On Peak Load
02/10/2023 19:00	14.784	337,910	32.459	0.022	5.560	On Peak Load
02/10/2023 20:00	14.763	340,930	33.460	0.028	5.815	On Peak Load
02/10/2023 21:00	14.728	339,720	30.553	0.026	5.975	On Peak Load
02/10/2023 22:00	14.718	338,845	31.309	0.085	5.830	On Peak Load
02/10/2023 23:00	14.976	291401.063	30.357	0.146	5.883	Off Peak Load
03/10/2023 00:00	14.705	315380.531	24.016	0.145	5.304	Off Peak Load
03/10/2023 01:00	14.633	307843.781	26.921	0.197	4.791	Off Peak Load
03/10/2023 02:00	14.625	310046.563	27.067	0.234	7.655	Off Peak Load
03/10/2023 03:00	14.619	311865.344	25.681	0.218	7.825	Off Peak Load
03/10/2023 04:00	14.632	307378.031	27.463	0.237	5.555	Off Peak Load
03/10/2023 05:00	14.664	312487.438	27.312	0.266	5.575	Off Peak Load
03/10/2023 06:00	14.624	316994.656	26.958	0.264	4.433	Off Peak Load
03/10/2023 07:00	14.666	311162.125	24.573	0.262	4.199	Off Peak Load
03/10/2023 08:00	14.682	313119.594	23.370	0.236	4.402	Off Peak Load
03/10/2023 09:00	14.687	318145.219	26.134	0.241	4.445	Off Peak Load
03/10/2023 10:00	15.084	290,298	41.386	0.214	5.110	Off Peak Load
03/10/2023 11:00	14.693	331,768	28.748	0.117	4.420	On Peak Load
03/10/2023 12:00	14.720	334,070	30.687	0.091	4.260	On Peak Load
03/10/2023 13:00	14.710	330,727	31.237	0.101	4.445	On Peak Load
03/10/2023 14:00	14.667	326,335	31.419	0.170	13.578	On Peak Load
03/10/2023 15:00	14.671	328,621	30.536	0.132	4.420	On Peak Load
03/10/2023 16:00	14.658	335,368	29.330	0.000	0.000	On Peak Load
03/10/2023 17:00	14.669	329,261	29.807	0.266	8.018	On Peak Load
03/10/2023 18:00	14.670	341,464	30.681	0.245	7.261	On Peak Load
03/10/2023 19:00	14.687	332,460	29.026	0.286	4.963	On Peak Load
03/10/2023 20:00	14.705	328,284	29.747	0.197	4.927	On Peak Load
03/10/2023 21:00	14.681	334,716	30.278	0.224	5.735	On Peak Load
03/10/2023 22:00	14.716	337,098	30.404	0.213	4.828	On Peak Load
03/10/2023 23:00	14.960	288070.094	31.762	0.234	4.135	Off Peak Load
04/10/2023 00:00	14.682	306549.625	25.282	0.283	5.603	Off Peak Load
04/10/2023 01:00	14.645	315187.469	27.195	0.241	10.324	Off Peak Load
04/10/2023 02:00	14.647	309814.688	27.948	0.297	10.490	Off Peak Load
04/10/2023 03:00	14.641	304393.281	29.412	0.309	9.607	Off Peak Load
04/10/2023 04:00	14.663	307830.531	28.126	0.317	11.192	Off Peak Load

Site Name: [illegible]
Stack Name: [illegible]
Periodically: [illegible]

	Actual Operation Condition		Emission Concentration for Standardization Comparison			
Date & Time	O2	FLOW @1 ATM 25C	HRSG1_NOx@7%O2	HRSG1_SOx@7%O2	HRSG1_Dust (7%O2)	Remark
	%	m3/hr	ppm	ppm	mg/m3	
04/10/2023 05:00	14.667	301300.125	27.212	0.303	13.698	Off Peak Load
04/10/2023 06:00	14.650	307843.344	27.148	0.317	13.496	Off Peak Load
04/10/2023 07:00	14.656	311566.719	27.563	0.345	8.459	Off Peak Load
04/10/2023 08:00	14.684	310950.281	25.053	0.294	7.308	Off Peak Load
04/10/2023 09:00	14.693	311112.750	25.767	0.321	6.978	Off Peak Load
04/10/2023 10:00	15.040	277,632	46.431	0.267	6.088	Off Peak Load
04/10/2023 11:00	14.657	324,060	28.113	0.229	4.987	On Peak Load
04/10/2023 12:00	14.673	309,307	28.507	0.103	4.590	On Peak Load
04/10/2023 13:00	14.693	303,419	29.827	0.118	4.731	On Peak Load
04/10/2023 14:00	14.730	319,905	31.717	0.091	4.379	On Peak Load
04/10/2023 15:00	14.775	327,745	30.629	0.041	4.424	On Peak Load
04/10/2023 16:00	14.710	325,907	30.221	0.028	3.928	On Peak Load
04/10/2023 17:00	14.716	332,095	31.542	0.051	6.864	On Peak Load
04/10/2023 18:00	14.692	336,080	29.970	0.055	6.579	On Peak Load
04/10/2023 19:00	14.662	323,393	29.936	0.099	7.822	On Peak Load
04/10/2023 20:00	14.681	330,612	29.195	0.030	6.384	On Peak Load
04/10/2023 21:00	14.746	303,427	25.687	0.106	5.579	On Peak Load
04/10/2023 22:00	14.714	341,271	29.841	0.130	3.993	On Peak Load
04/10/2023 23:00	14.985	287,916	33.868	0.131	4.741	Off Peak Load
05/10/2023 00:00	14.665	313,210	24.572	0.113	4.304	Off Peak Load
05/10/2023 01:00	14.630	321,340	27.734	0.188	4.204	Off Peak Load
05/10/2023 02:00	14.644	316,086	28.940	0.201	3.857	Off Peak Load
05/10/2023 03:00	14.605	318,283	28.601	0.226	4.279	Off Peak Load
05/10/2023 04:00	14.645	317,532	28.600	0.258	5.951	Off Peak Load
05/10/2023 05:00	14.637	311,086	28.167	0.252	8.557	Off Peak Load
05/10/2023 06:00	14.647	311,185	26.955	0.000	0.000	Off Peak Load
05/10/2023 07:00	14.626	310,448	26.846	0.202	9.090	Off Peak Load
05/10/2023 08:00	14.712	307,868	23.330	0.199	6.958	Off Peak Load
05/10/2023 09:00	14.669	311,863	26.105	0.118	4.416	Off Peak Load
05/10/2023 10:00	15.106	286,613	45.238	0.109	3.964	Off Peak Load
05/10/2023 11:00	14.723	345,910	29.736	0.037	2.403	On Peak Load
05/10/2023 12:00	14.705	333,556	29.875	0.020	5.886	On Peak Load
05/10/2023 13:00	14.707	332,285	29.411	0.026	5.968	On Peak Load
05/10/2023 14:00	14.692	340,571	29.444	0.029	5.127	On Peak Load
05/10/2023 15:00	14.686	342,446	30.007	0.066	5.783	On Peak Load
05/10/2023 16:00	14.735	336,336	29.767	0.081	4.071	On Peak Load
05/10/2023 17:00	14.720	338,157	29.716	0.097	5.487	On Peak Load
05/10/2023 18:00	14.717	327,595	30.088	0.111	6.082	On Peak Load
05/10/2023 19:00	14.746	329,484	28.664	0.090	6.766	On Peak Load
05/10/2023 20:00	14.726	334,795	29.680	0.090	6.519	On Peak Load
05/10/2023 21:00	14.803	371,945	34.345	0.110	5.990	On Peak Load
05/10/2023 22:00	14.695	328,089	28.681	0.064	6.036	On Peak Load
05/10/2023 23:00	14.991	283136.281	30.465	0.138	5.254	Off Peak Load
06/10/2023 00:00	14.992	284452.281	35.441	0.190	6.714	Off Peak Load
06/10/2023 01:00	15.018	282221.406	45.496	0.244	14.846	Off Peak Load
06/10/2023 02:00	15.004	286374.813	34.925	0.227	16.538	Off Peak Load
06/10/2023 03:00	14.994	282625.438	36.341	0.241	6.324	Off Peak Load
06/10/2023 04:00	14.996	285566.719	40.965	0.286	6.431	Off Peak Load
06/10/2023 05:00	14.962	286968.469	31.860	0.000	0.000	Off Peak Load
06/10/2023 06:00	14.974	288560.500	33.797	0.223	8.829	Off Peak Load
06/10/2023 07:00	15.029	288624.969	36.385	0.247	8.471	Off Peak Load
06/10/2023 08:00	15.031	288184.594	42.889	0.210	5.922	Off Peak Load
06/10/2023 09:00	15.155	281400.406	48.981	0.156	7.419	Off Peak Load
06/10/2023 10:00	15.204	287,323	50.395	0.011	6.196	Off Peak Load
06/10/2023 11:00	14.657	330,272	28.424	0.011	4.960	On Peak Load
06/10/2023 12:00	14.742	329,317	28.322	0.010	4.904	On Peak Load
06/10/2023 13:00	14.741	343,503	29.026	0.009	4.808	On Peak Load
06/10/2023 14:00	14.707	327,556	29.308	0.009	6.012	On Peak Load
06/10/2023 15:00	14.708	326,630	28.789	0.008	5.746	On Peak Load
06/10/2023 16:00	14.688	329,050	29.520	0.007	5.742	On Peak Load
06/10/2023 17:00	14.700	323,753	29.836	0.006	5.976	On Peak Load
06/10/2023 18:00	14.741	339,360	30.708	0.005	6.458	On Peak Load
06/10/2023 19:00	14.725	339,671	30.810	0.021	10.894	On Peak Load
06/10/2023 20:00	14.702	339,968	30.690	0.000	0.000	On Peak Load
06/10/2023 21:00	14.705	330,066	30.053	0.033	6.150	On Peak Load
06/10/2023 22:00	14.653	335,441	30.461	0.036	5.550	On Peak Load
06/10/2023 23:00	14.980	290,164	28.871	0.046	4.608	Off Peak Load
07/10/2023 00:00	14.998	292,302	32.967	0.050	6.417	Off Peak Load
07/10/2023 01:00	14.964	288,637	33.056	0.117	6.933	Off Peak Load
07/10/2023 02:00	15.014	290,083	33.092	0.123	8.345	Off Peak Load
07/10/2023 03:00	15.019	286,979	37.312	0.132	6.967	Off Peak Load
07/10/2023 04:00	15.056	285,054	45.420	0.116	6.934	Off Peak Load
07/10/2023 05:00	15.025	287,972	38.761	0.122	6.961	Off Peak Load
07/10/2023 06:00	15.083	287,025	46.375	0.147	9.137	Off Peak Load
07/10/2023 07:00	15.010	288,947	39.573	0.166	6.270	Off Peak Load
07/10/2023 08:00	15.136	284,367	49.067	0.143	5.191	Off Peak Load

Site Name: [illegible]
Stack Name: [illegible]
Periodically: [illegible]

	Actual Operation Condition		Emission Concentration for Standardization Comparison			
Date & Time	O2	FLOW @1 ATM 25C	HRSG1_NOx@7%O2	HRSG1_SOx@7%O2	HRSG1_Dust (7%O2)	Remark
	%	m3/hr	ppm	ppm	mg/m3	
07/10/2023 09:00	15.177	286,057	51.312	0.058	4.462	Off Peak Load
07/10/2023 10:00	15.116	287,517	48.696	0.024	4.838	Off Peak Load
07/10/2023 11:00	14.701	329,551	29.078	0.008	4.167	On Peak Load
07/10/2023 12:00	14.730	363,208	29.829	0.011	2.928	On Peak Load
07/10/2023 13:00	14.697	339,441	30.149	0.013	6.310	On Peak Load
07/10/2023 14:00	14.679	345,016	29.397	0.016	9.622	On Peak Load
07/10/2023 15:00	14.691	343,210	28.687	0.018	4.700	On Peak Load
07/10/2023 16:00	14.704	339,111	30.403	0.013	3.791	On Peak Load
07/10/2023 17:00	14.728	329,922	29.374	0.019	4.093	On Peak Load
07/10/2023 18:00	14.716	332,771	31.237	0.060	6.019	On Peak Load
07/10/2023 19:00	14.733	346,169	29.755	0.015	6.863	On Peak Load
07/10/2023 20:00	14.708	341,092	31.798	0.042	6.512	On Peak Load
07/10/2023 21:00	14.736	339,417	32.027	0.046	5.808	On Peak Load
07/10/2023 22:00	14.725	344,019	31.373	0.036	5.688	On Peak Load
07/10/2023 23:00	15.077	288,670	44.576	0.047	4.776	Off Peak Load
08/10/2023 00:00	15.042	283,799	48.470	0.051	4.552	Off Peak Load
08/10/2023 01:00	15.069	284,914	46.418	0.104	6.206	Off Peak Load
08/10/2023 02:00	14.997	288,595	41.696	0.146	5.559	Off Peak Load
08/10/2023 03:00	15.031	286,547	41.855	0.154	6.561	Off Peak Load
08/10/2023 04:00	14.960	288,873	36.550	0.221	5.983	Off Peak Load
08/10/2023 05:00	15.046	286,832	44.136	0.160	5.700	Off Peak Load
08/10/2023 06:00	15.067	285,710	48.781	0.183	4.964	Off Peak Load
08/10/2023 07:00	15.036	286,219	47.997	0.178	4.168	Off Peak Load
08/10/2023 08:00	15.110	285,846	46.916	0.174	4.396	Off Peak Load
08/10/2023 09:00	15.122	287,592	47.629	0.064	5.321	Off Peak Load
08/10/2023 10:00	15.115	288,388	41.734	0.007	3.744	Off Peak Load
08/10/2023 11:00	15.170	289,163	52.016	0.008	3.405	Off Peak Load
08/10/2023 12:00	14.972	309,253	30.007	0.009	2.494	Off Peak Load
08/10/2023 13:00	15.015	300,861	28.128	0.009	3.875	Off Peak Load
08/10/2023 14:00	14.928	299,510	29.577	0.010	4.096	Off Peak Load
08/10/2023 15:00	14.923	316,828	31.769	0.011	3.689	Off Peak Load
08/10/2023 16:00	14.795	308,314	25.350	0.012	4.760	Off Peak Load
08/10/2023 17:00	14.784	309,143	24.437	0.013	4.697	Off Peak Load
08/10/2023 18:00	15.101	289,490	40.894	0.014	7.812	Off Peak Load
08/10/2023 19:00	14.699	341,730	29.215	0.015	5.755	On Peak Load
08/10/2023 20:00	14.719	329,580	29.572	0.016	6.418	On Peak Load
08/10/2023 21:00	14.720	336,287	30.878	0.016	6.451	On Peak Load
08/10/2023 22:00	14.978	286,178	30.039	0.017	6.645	Off Peak Load
08/10/2023 23:00	Shutdown	Shutdown	Shutdown	Shutdown	Shutdown	Off Peak Load GT12 SD Half Block
09/10/2023 00:00	Shutdown	Shutdown	Shutdown	Shutdown	Shutdown	Off Peak Load GT12 SD Half Block
09/10/2023 01:00	Shutdown	Shutdown	Shutdown	Shutdown	Shutdown	Off Peak Load GT12 SD Half Block
09/10/2023 02:00	Shutdown	Shutdown	Shutdown	Shutdown	Shutdown	Off Peak Load GT12 SD Half Block
09/10/2023 03:00	Shutdown	Shutdown	Shutdown	Shutdown	Shutdown	Off Peak Load GT12 SD Half Block
09/10/2023 04:00	Shutdown	Shutdown	Shutdown	Shutdown	Shutdown	Off Peak Load GT12 SD Half Block
09/10/2023 05:00	Shutdown	Shutdown	Shutdown	Shutdown	Shutdown	Off Peak Load GT12 SD Half Block
09/10/2023 06:00	Shutdown	Shutdown	Shutdown	Shutdown	Shutdown	Off Peak Load GT12 SD Half Block
09/10/2023 07:00	Shutdown	Shutdown	Shutdown	Shutdown	Shutdown	Off Peak Load GT12 SD Half Block
09/10/2023 08:00	Shutdown	Shutdown	Shutdown	Shutdown	Shutdown	Off Peak Load GT12 SD Half Block
09/10/2023 09:00	Shutdown	Shutdown	Shutdown	Shutdown	Shutdown	Off Peak Load GT12 SD Half Block
09/10/2023 10:00	Shutdown	Shutdown	Shutdown	Shutdown	Shutdown	Off Peak Load GT12 SD Half Block
09/10/2023 11:00	14.732	349,264	30.670	0.030	4.831	On Peak Load
09/10/2023 12:00	14.736	341,204	31.868	0.016	4.156	On Peak Load
09/10/2023 13:00	14.755	343,943	32.719	0.012	4.063	On Peak Load
09/10/2023 14:00	14.753	344,339	31.761	0.018	5.532	On Peak Load
09/10/2023 15:00	14.754	327,771	32.137	0.018	6.022	On Peak Load
09/10/2023 16:00	14.793	339,830	32.421	0.017	5.857	On Peak Load
09/10/2023 17:00	14.805	337,743	32.490	0.017	6.309	On Peak Load
09/10/2023 18:00	14.781	327,460	32.533	0.017	6.658	On Peak Load
09/10/2023 19:00	14.718	329,521	32.044	0.017	7.122	On Peak Load
09/10/2023 20:00	14.741	336,277	31.942	0.016	7.136	On Peak Load
09/10/2023 21:00	14.734	343,105	30.722	0.016	6.432	On Peak Load
09/10/2023 22:00	14.712	342,104	30.375	0.011	6.437	On Peak Load
09/10/2023 23:00	Shutdown	Shutdown	Shutdown	Shutdown	Shutdown	Off Peak Load GT12 SD Half Block
10/10/2023 00:00	Shutdown	Shutdown	Shutdown	Shutdown	Shutdown	Off Peak Load GT12 SD Half Block
10/10/2023 01:00	Shutdown	Shutdown	Shutdown	Shutdown	Shutdown	Off Peak Load GT12 SD Half Block
10/10/2023 02:00	Shutdown	Shutdown	Shutdown	Shutdown	Shutdown	Off Peak Load GT12 SD Half Block
10/10/2023 03:00	Shutdown	Shutdown	Shutdown	Shutdown	Shutdown	Off Peak Load GT12 SD Half Block
10/10/2023 04:00	Shutdown	Shutdown	Shutdown	Shutdown	Shutdown	Off Peak Load GT12 SD Half Block
10/10/2023 05:00	Shutdown	Shutdown	Shutdown	Shutdown	Shutdown	Off Peak Load GT12 SD Half Block
10/10/2023 06:00	Shutdown	Shutdown	Shutdown	Shutdown	Shutdown	Off Peak Load GT12 SD Half Block
10/10/2023 07:00	Shutdown	Shutdown	Shutdown	Shutdown	Shutdown	Off Peak Load GT12 SD Half Block
10/10/2023 08:00	Shutdown	Shutdown	Shutdown	Shutdown	Shutdown	Off Peak Load GT12 SD Half Block
10/10/2023 09:00	Shutdown	Shutdown	Shutdown	Shutdown	Shutdown	Off Peak Load GT12 SD Half Block
10/10/2023 10:00	Shutdown	Shutdown	Shutdown	Shutdown	Shutdown	Off Peak Load GT12 SD Half Block
10/10/2023 11:00	14.698	339,700	31.137	0.011	3.790	On Peak Load
10/10/2023 12:00	14.747	326,802	30.869	0.011	3.476	On Peak Load

Site Name: [illegible]
Stack Name: [illegible]
Periodically: [illegible]

	Actual Operation Condition		Emission Concentration for Standardization Comparison			
Date & Time	O2	FLOW @1 ATM 25C	HRSG1_NOx@7%O2	HRSG1_SOx@7%O2	HRSG1_Dust (7%O2)	Remark
	%	m3/hr	ppm	ppm	mg/m3	
10/10/2023 13:00	14.811	344,356	32.594	0.012	1.638	On Peak Load
10/10/2023 14:00	14.764	356,161	32.095	0.012	1.739	On Peak Load
10/10/2023 15:00	14.862	348,566	32.340	0.012	4.644	On Peak Load
10/10/2023 16:00	14.879	346,771	32.778	0.013	7.296	On Peak Load
10/10/2023 17:00	14.745	334,896	34.959	0.013	5.617	On Peak Load
10/10/2023 18:00	14.681	334,021	32.051	0.013	6.111	On Peak Load
10/10/2023 19:00	14.663	329,423	33.518	0.014	6.618	On Peak Load
10/10/2023 20:00	14.668	332,517	32.745	0.014	7.482	On Peak Load
10/10/2023 21:00	14.668	337,274	32.094	0.014	8.684	On Peak Load
10/10/2023 22:00	14.679	342,702	31.985	0.015	7.560	On Peak Load
10/10/2023 23:00	Shutdown	Shutdown	Shutdown	Shutdown	Shutdown	Off Peak Load GT12 SD Half Block
11/10/2023 00:00	Shutdown	Shutdown	Shutdown	Shutdown	Shutdown	Off Peak Load GT12 SD Half Block
11/10/2023 01:00	Shutdown	Shutdown	Shutdown	Shutdown	Shutdown	Off Peak Load GT12 SD Half Block
11/10/2023 02:00	Shutdown	Shutdown	Shutdown	Shutdown	Shutdown	Off Peak Load GT12 SD Half Block
11/10/2023 03:00	Shutdown	Shutdown	Shutdown	Shutdown	Shutdown	Off Peak Load GT12 SD Half Block
11/10/2023 04:00	Shutdown	Shutdown	Shutdown	Shutdown	Shutdown	Off Peak Load GT12 SD Half Block
11/10/2023 05:00	Shutdown	Shutdown	Shutdown	Shutdown	Shutdown	Off Peak Load GT12 SD Half Block
11/10/2023 06:00	Shutdown	Shutdown	Shutdown	Shutdown	Shutdown	Off Peak Load GT12 SD Half Block
11/10/2023 07:00	Shutdown	Shutdown	Shutdown	Shutdown	Shutdown	Off Peak Load GT12 SD Half Block
11/10/2023 08:00	Shutdown	Shutdown	Shutdown	Shutdown	Shutdown	Off Peak Load GT12 SD Half Block
11/10/2023 09:00	Shutdown	Shutdown	Shutdown	Shutdown	Shutdown	Off Peak Load GT12 SD Half Block
11/10/2023 10:00	Shutdown	Shutdown	Shutdown	Shutdown	Shutdown	Off Peak Load GT12 SD Half Block
11/10/2023 11:00	14.653	325,009	32.598	0.017	3.857	On Peak Load
11/10/2023 12:00	14.710	334,780	35.090	0.014	3.304	On Peak Load
11/10/2023 13:00	14.764	341,724	39.132	0.013	2.247	On Peak Load
11/10/2023 14:00	14.674	342,426	38.522	0.013	3.698	On Peak Load
11/10/2023 15:00	14.669	350,040	37.069	0.012	5.184	On Peak Load
11/10/2023 16:00	14.693	332,768	34.816	0.012	4.123	On Peak Load
11/10/2023 17:00	14.680	339,866	32.777	0.012	4.199	On Peak Load
11/10/2023 18:00	14.669	341,459	33.887	0.012	5.026	On Peak Load
11/10/2023 19:00	14.656	338,921	33.027	0.012	7.012	On Peak Load
11/10/2023 20:00	14.690	342,395	33.000	0.012	6.538	On Peak Load
11/10/2023 21:00	14.647	339,749	31.656	0.012	6.949	On Peak Load
11/10/2023 22:00	14.671	337,612	30.994	0.012	5.612	On Peak Load
11/10/2023 23:00	14.762	374,137	35.942	0.013	6.330	Off Peak Load GT11 SD Half Block
12/10/2023 00:00	14.730	358,260	33.054	0.013	6.875	Off Peak Load GT11 SD Half Block
12/10/2023 01:00	14.706	355,232	32.045	0.014	8.317	Off Peak Load GT11 SD Half Block
12/10/2023 02:00	14.717	363,974	31.672	0.014	9.256	Off Peak Load GT11 SD Half Block
12/10/2023 03:00	14.704	361,857	30.761	0.015	7.967	Off Peak Load GT11 SD Half Block
12/10/2023 04:00	14.747	367,147	32.664	0.015	6.181	Off Peak Load GT11 SD Half Block
12/10/2023 05:00	14.755	354,037	33.583	0.014	5.921	Off Peak Load GT11 SD Half Block
12/10/2023 06:00	14.746	357,332	34.201	0.012	6.651	Off Peak Load GT11 SD Half Block
12/10/2023 07:00	14.761	360,605	34.561	0.000	0.000	Off Peak Load GT11 SD Half Block
12/10/2023 08:00	14.784	359,377	34.560	0.008	8.210	Off Peak Load GT11 SD Half Block
12/10/2023 09:00	14.764	358,215	32.822	0.006	6.347	Off Peak Load GT11 SD Half Block
12/10/2023 10:00	14.756	366,449	36.840	0.005	5.939	Off Peak Load
12/10/2023 11:00	14.756	344,458	0.002	0.005	1.419	On Peak Load
12/10/2023 12:00	14.589	339,295	31.692	0.013	2.272	On Peak Load
12/10/2023 13:00	14.613	340,802	30.330	0.014	1.826	On Peak Load
12/10/2023 14:00	14.702	352,801	32.469	0.014	1.881	On Peak Load
12/10/2023 15:00	14.700	344,292	31.220	0.014	0.471	On Peak Load
12/10/2023 16:00	14.631	341,359	33.298	0.015	3.971	On Peak Load
12/10/2023 17:00	14.633	336,012	31.736	0.015	3.887	On Peak Load
12/10/2023 18:00	14.627	338,707	32.730	0.016	4.000	On Peak Load
12/10/2023 19:00	14.580	329,493	29.104	0.016	3.221	On Peak Load
12/10/2023 20:00	14.599	336,703	29.843	0.016	4.906	On Peak Load
12/10/2023 21:00	14.582	337,196	29.482	0.015	5.014	On Peak Load
12/10/2023 22:00	14.557	333,358	28.070	0.014	5.794	On Peak Load
12/10/2023 23:00	14.906	287,754	41.718	0.014	5.495	Off Peak Load
13/10/2023 00:00	14.744	296,788	30.974	0.013	5.793	Off Peak Load
13/10/2023 01:00	14.669	300,561	32.327	0.012	6.309	Off Peak Load
13/10/2023 02:00	14.642	304,343	32.967	0.012	5.577	Off Peak Load
13/10/2023 03:00	14.646	295,085	32.836	0.012	6.418	Off Peak Load
13/10/2023 04:00	14.668	293,593	31.008	0.012	9.175	Off Peak Load
13/10/2023 05:00	14.689	295,913	29.062	0.013	10.155	Off Peak Load
13/10/2023 06:00	14.722	292,679	30.120	0.013	8.870	Off Peak Load
13/10/2023 07:00	14.757	289,713	29.719	0.013	7.505	Off Peak Load
13/10/2023 08:00	14.854	292,083	28.268	0.014	6.998	Off Peak Load
13/10/2023 09:00	14.888	280,223	28.601	0.014	5.433	Off Peak Load
13/10/2023 10:00	14.892	277,752	29.487	0.014	4.441	Off Peak Load
13/10/2023 11:00	14.910	282,439	29.935	0.013	3.589	Off Peak Load
13/10/2023 12:00	14.853	290,134	27.812	0.013	2.761	Off Peak Load
13/10/2023 13:00	14.859	298,268	30.212	0.013	2.727	Off Peak Load
13/10/2023 14:00	14.901	289,690	29.715	0.012	2.709	Off Peak Load
13/10/2023 15:00	14.912	292,751	30.318	0.012	2.655	Off Peak Load
13/10/2023 16:00	14.870	296,278	30.696	0.000	0.000	Off Peak Load

Site Name: [illegible]
Stack Name: [illegible]
Periodically: [illegible]

	Actual Operation Condition		Emission Concentration for Standardization Comparison			
Date & Time	O2	FLOW @1 ATM 25C	HRSG1_NOx@7%O2	HRSG1_SOx@7%O2	HRSG1_Dust (7%O2)	Remark
	%	m3/hr	ppm	ppm	mg/m3	
13/10/2023 17:00	14.865	293,320	30.805	0.011	5.157	Off Peak Load
13/10/2023 18:00	14.808	297,585	30.931	0.013	5.219	Off Peak Load
13/10/2023 19:00	14.688	362,737	32.592	0.015	5.181	On Peak Load
13/10/2023 20:00	14.624	359,522	30.516	0.017	4.668	On Peak Load
13/10/2023 21:00	14.555	336,761	29.383	0.020	5.418	On Peak Load
13/10/2023 22:00	14.454	314,844	27.483	0.022	4.966	Off Peak Load
13/10/2023 23:00	Shutdown	Shutdown	Shutdown	Shutdown	Shutdown	Off Peak Load GT12 SD Half Block
14/10/2023 00:00	Shutdown	Shutdown	Shutdown	Shutdown	Shutdown	Off Peak Load GT12 SD Half Block
14/10/2023 01:00	Shutdown	Shutdown	Shutdown	Shutdown	Shutdown	Off Peak Load GT12 SD Half Block
14/10/2023 02:00	Shutdown	Shutdown	Shutdown	Shutdown	Shutdown	Off Peak Load GT12 SD Half Block
14/10/2023 03:00	Shutdown	Shutdown	Shutdown	Shutdown	Shutdown	Off Peak Load GT12 SD Half Block
14/10/2023 04:00	Shutdown	Shutdown	Shutdown	Shutdown	Shutdown	Off Peak Load GT12 SD Half Block
14/10/2023 05:00	Shutdown	Shutdown	Shutdown	Shutdown	Shutdown	Off Peak Load GT12 SD Half Block
14/10/2023 06:00	Shutdown	Shutdown	Shutdown	Shutdown	Shutdown	Off Peak Load GT12 SD Half Block
14/10/2023 07:00	Shutdown	Shutdown	Shutdown	Shutdown	Shutdown	Off Peak Load GT12 SD Half Block
14/10/2023 08:00	Shutdown	Shutdown	Shutdown	Shutdown	Shutdown	Off Peak Load GT12 SD Half Block
14/10/2023 09:00	Shutdown	Shutdown	Shutdown	Shutdown	Shutdown	Off Peak Load GT12 SD Half Block
14/10/2023 10:00	Shutdown	Shutdown	Shutdown	Shutdown	Shutdown	Off Peak Load GT12 SD Half Block
14/10/2023 11:00	14.623	316,384	35.247	0.012	3.105	On Peak Load
14/10/2023 12:00	14.660	317,236	35.391	0.012	3.022	On Peak Load
14/10/2023 13:00	14.679	294,884	34.503	0.012	2.514	On Peak Load
14/10/2023 14:00	14.672	315,950	36.643	0.012	2.599	On Peak Load
14/10/2023 15:00	14.712	329,489	35.736	0.013	2.843	On Peak Load
14/10/2023 16:00	14.734	322,400	38.464	0.013	3.175	On Peak Load
14/10/2023 17:00	14.643	342,038	37.027	0.013	2.205	On Peak Load
14/10/2023 18:00	14.592	335,656	34.040	0.013	2.282	On Peak Load
14/10/2023 19:00	14.569	334,788	34.164	0.012	2.576	On Peak Load
14/10/2023 20:00	14.552	331,487	33.510	0.011	3.084	On Peak Load
14/10/2023 21:00	14.622	333,003	31.637	0.011	3.615	On Peak Load
14/10/2023 22:00	14.577	330,583	29.961	0.010	4.794	On Peak Load
14/10/2023 23:00	14.911	287669.375	42.429	0.009	5.956	Off Peak Load
15/10/2023 00:00	14.804	294926.531	30.830	0.008	6.007	Off Peak Load
15/10/2023 01:00	14.798	294733.688	32.725	0.007	6.568	Off Peak Load
15/10/2023 02:00	14.854	292997.031	30.131	0.007	7.904	Off Peak Load
15/10/2023 03:00	14.847	288647.250	31.376	0.008	5.220	Off Peak Load
15/10/2023 04:00	14.804	291011.500	32.399	0.010	5.771	Off Peak Load
15/10/2023 05:00	14.802	296527.844	30.182	0.011	5.590	Off Peak Load
15/10/2023 06:00	14.825	293234.313	30.835	0.012	6.195	Off Peak Load
15/10/2023 07:00	14.853	290989.281	30.230	0.013	6.369	Off Peak Load
15/10/2023 08:00	14.881	288615.156	29.820	0.014	6.578	Off Peak Load
15/10/2023 09:00	14.762	290492.813	28.077	0.015	4.757	Off Peak Load
15/10/2023 10:00	14.818	292,452	30.550	0.016	3.791	Off Peak Load
15/10/2023 11:00	14.845	286,779	33.898	0.016	3.373	Off Peak Load
15/10/2023 12:00	14.802	287,772	32.168	0.015	2.820	Off Peak Load
15/10/2023 13:00	14.855	303,974	34.563	0.015	2.788	Off Peak Load
15/10/2023 14:00	14.820	303,373	34.117	0.015	2.228	Off Peak Load
15/10/2023 15:00	14.886	301,359	33.658	0.015	1.767	Off Peak Load
15/10/2023 16:00	14.734	309,075	29.605	0.015	2.517	Off Peak Load
15/10/2023 17:00	14.701	315,759	26.603	0.015	6.163	Off Peak Load
15/10/2023 18:00	14.686	306,490	26.417	0.015	7.054	Off Peak Load
15/10/2023 19:00	14.731	384,049	37.236	0.015	6.950	On Peak Load
15/10/2023 20:00	14.767	374,425	33.688	0.015	4.876	On Peak Load
15/10/2023 21:00	14.754	376,107	33.236	0.015	4.384	On Peak Load
15/10/2023 22:00	14.720	380,217	33.249	0.015	3.340	On Peak Load
15/10/2023 23:00	14.660	302,900	30.017	0.015	3.655	Off Peak Load
16/10/2023 00:00	14.705	297,486	31.086	0.015	3.286	Off Peak Load
16/10/2023 01:00	14.676	302,029	31.237	0.015	3.179	Off Peak Load
16/10/2023 02:00	14.653	302,104	27.764	0.015	5.741	Off Peak Load
16/10/2023 03:00	14.660	300,032	29.944	0.014	5.587	Off Peak Load
16/10/2023 04:00	14.721	299,672	33.376	0.014	3.743	Off Peak Load
16/10/2023 05:00	14.704	301,639	30.045	0.014	4.937	Off Peak Load
16/10/2023 06:00	14.676	301,358	30.805	0.013	5.137	Off Peak Load
16/10/2023 07:00	14.657	295,871	30.732	0.013	6.410	Off Peak Load
16/10/2023 08:00	14.681	294,424	29.528	0.012	6.789	Off Peak Load
16/10/2023 09:00	14.726	285,117	33.242	0.012	3.899	Off Peak Load
16/10/2023 10:00	14.726	286,986	33.284	0.012	3.876	Off Peak Load
16/10/2023 11:00	14.701	378,868	35.928	0.013	3.265	Off Peak Load
16/10/2023 12:00	14.618	328,440	28.905	0.013	2.208	On Peak Load
16/10/2023 13:00	14.641	334,076	32.043	0.014	2.269	On Peak Load
16/10/2023 14:00	14.669	336,254	31.292	0.014	2.277	On Peak Load
16/10/2023 15:00	14.670	342,178	30.392	0.015	2.205	On Peak Load
16/10/2023 16:00	14.707	345,672	31.925	0.015	2.108	On Peak Load
16/10/2023 17:00	14.655	333,748	31.102	0.016	5.771	On Peak Load
16/10/2023 18:00	14.650	337,291	32.305	0.015	3.864	On Peak Load
16/10/2023 19:00	14.634	342,006	29.630	0.015	3.744	On Peak Load
16/10/2023 20:00	14.574	334,574	30.821	0.014	3.722	On Peak Load

Site Name: [illegible]
Stack Name: [illegible]
Periodically: [illegible]

	Actual Operation Condition		Emission Concentration for Standardization Comparison			
Date & Time	O2	FLOW @1 ATM 25C	HRSG1_NOx@7%O2	HRSG1_SOx@7%O2	HRSG1_Dust (7%O2)	Remark
	%	m3/hr	ppm	ppm	mg/m3	
16/10/2023 21:00	14.587	343,332	28.208	0.013	3.420	On Peak Load
16/10/2023 22:00	14.556	335,755	28.208	0.013	3.201	On Peak Load
16/10/2023 23:00	14.931	284721.313	42.328	0.012	4.673	Off Peak Load
17/10/2023 00:00	14.613	297695.281	25.643	0.011	6.001	Off Peak Load
17/10/2023 01:00	14.594	310516.313	21.858	0.011	5.922	Off Peak Load
17/10/2023 02:00	14.589	305061.438	23.371	0.011	5.008	Off Peak Load
17/10/2023 03:00	14.573	297992.031	23.802	0.012	5.744	Off Peak Load
17/10/2023 04:00	14.609	297761.281	22.951	0.012	6.331	Off Peak Load
17/10/2023 05:00	14.587	296775.719	26.637	0.012	6.597	Off Peak Load
17/10/2023 06:00	14.612	290691.938	26.406	0.013	6.550	Off Peak Load
17/10/2023 07:00	14.627	304416.438	24.234	0.013	6.333	Off Peak Load
17/10/2023 08:00	14.746	305032.469	32.501	0.013	6.519	Off Peak Load
17/10/2023 09:00	14.665	311735.938	27.072	0.013	5.400	Off Peak Load
17/10/2023 10:00	14.946	289,993	42.257	0.014	5.734	Off Peak Load
17/10/2023 11:00	14.633	322,879	31.716	0.014	4.488	On Peak Load
17/10/2023 12:00	14.633	327,590	31.454	0.014	4.859	On Peak Load
17/10/2023 13:00	14.706	333,199	30.432	0.014	4.826	On Peak Load
17/10/2023 14:00	14.685	320,916	31.960	0.014	4.412	On Peak Load
17/10/2023 15:00	14.730	343,030	33.424	0.014	4.845	On Peak Load
17/10/2023 16:00	14.757	341,780	34.286	0.015	4.676	On Peak Load
17/10/2023 17:00	14.743	343,614	34.284	0.015	4.152	On Peak Load
17/10/2023 18:00	14.723	341,973	31.656	0.015	4.187	On Peak Load
17/10/2023 19:00	14.603	332,718	27.463	0.015	5.124	On Peak Load
17/10/2023 20:00	14.552	339,311	29.726	0.015	5.818	On Peak Load
17/10/2023 21:00	14.594	338,699	29.029	0.015	4.932	On Peak Load
17/10/2023 22:00	14.572	342,055	27.203	0.015	4.546	On Peak Load
17/10/2023 23:00	14.872	292,813	37.448	0.015	3.502	Off Peak Load
18/10/2023 00:00	14.572	313,333	22.455	0.015	3.062	Off Peak Load
18/10/2023 01:00	14.540	316,036	24.620	0.015	4.086	Off Peak Load
18/10/2023 02:00	14.516	318,511	24.885	0.015	3.776	Off Peak Load
18/10/2023 03:00	14.535	320,066	23.590	0.015	5.028	Off Peak Load
18/10/2023 04:00	14.546	322,572	27.514	0.015	3.782	Off Peak Load
18/10/2023 05:00	14.565	321,279	28.689	0.014	2.954	Off Peak Load
18/10/2023 06:00	14.546	321,366	27.583	0.014	4.102	Off Peak Load
18/10/2023 07:00	14.593	315,158	23.438	0.014	3.948	Off Peak Load
18/10/2023 08:00	14.613	313,191	22.945	0.014	4.160	Off Peak Load
18/10/2023 09:00	14.563	320,220	26.553	0.013	3.708	Off Peak Load
18/10/2023 10:00	14.986	286,619	43.647	0.012	4.534	Off Peak Load
18/10/2023 11:00	14.633	339,349	30.011	0.012	3.138	On Peak Load
18/10/2023 12:00	14.679	337,219	28.600	0.011	3.254	On Peak Load
18/10/2023 13:00	14.601	363,372	29.719	0.010	6.064	On Peak Load
18/10/2023 14:00	14.616	339,878	32.715	0.009	6.046	On Peak Load
18/10/2023 15:00	14.589	343,893	32.382	0.008	5.557	On Peak Load
18/10/2023 16:00	14.596	340,617	30.673	0.007	4.200	On Peak Load
18/10/2023 17:00	14.601	343,848	29.240	0.007	2.887	On Peak Load
18/10/2023 18:00	14.569	336,441	28.040	0.008	2.855	On Peak Load
18/10/2023 19:00	14.556	332,519	28.021	0.009	2.787	On Peak Load
18/10/2023 20:00	14.584	336,929	29.127	0.010	2.635	On Peak Load
18/10/2023 21:00	14.576	342,276	28.015	0.011	2.977	On Peak Load
18/10/2023 22:00	14.608	341,616	29.350	0.012	3.864	On Peak Load
18/10/2023 23:00	14.916	287,742	43.353	0.012	5.475	Off Peak Load
19/10/2023 00:00	14.562	316,063	24.532	0.013	4.402	Off Peak Load
19/10/2023 01:00	14.536	313,343	24.655	0.013	3.832	Off Peak Load
19/10/2023 02:00	14.580	308,295	21.537	0.013	3.830	Off Peak Load
19/10/2023 03:00	14.528	311,970	24.658	0.013	4.213	Off Peak Load
19/10/2023 04:00	14.517	308,757	24.096	0.013	3.148	Off Peak Load
19/10/2023 05:00	14.560	304,866	24.130	0.013	8.322	Off Peak Load
19/10/2023 06:00	14.603	304,308	22.103	0.012	9.053	Off Peak Load
19/10/2023 07:00	14.564	303,512	25.786	0.012	7.991	Off Peak Load
19/10/2023 08:00	14.622	298,767	27.721	0.012	6.685	Off Peak Load
19/10/2023 09:00	14.645	313,145	24.772	0.012	4.863	Off Peak Load
19/10/2023 10:00	15.016	289,692	46.570	0.012	4.325	Off Peak Load
19/10/2023 11:00	14.637	340,663	31.385	0.012	2.733	On Peak Load
19/10/2023 12:00	14.610	346,935	29.278	0.013	5.038	On Peak Load
19/10/2023 13:00	14.599	345,632	31.543	0.013	5.556	On Peak Load
19/10/2023 14:00	14.615	342,613	29.149	0.013	3.859	On Peak Load
19/10/2023 15:00	14.573	343,252	29.094	0.013	3.067	On Peak Load
19/10/2023 16:00	14.562	328,950	27.279	0.014	2.329	On Peak Load
19/10/2023 17:00	14.563	334,246	29.489	0.014	3.006	On Peak Load
19/10/2023 18:00	14.560	337,777	28.814	0.014	3.150	On Peak Load
19/10/2023 19:00	14.576	336,086	28.748	0.014	3.248	On Peak Load
19/10/2023 20:00	14.598	343,164	28.555	0.014	2.950	On Peak Load
19/10/2023 21:00	14.603	342,304	30.300	0.014	3.146	On Peak Load
19/10/2023 22:00	14.576	343,922	30.844	0.014	2.989	On Peak Load
19/10/2023 23:00	14.894	294590.969	38.284	0.014	3.441	Off Peak Load
20/10/2023 00:00	14.545	316628.156	22.734	0.014	3.564	Off Peak Load

Site Name: [illegible]
Stack Name: [illegible]
Periodically: [illegible]

	Actual Operation Condition		Emission Concentration for Standardization Comparison			
Date & Time	O2	FLOW @1 ATM 25C	HRSG1_NOx@7%O2	HRSG1_SOx@7%O2	HRSG1_Dust(7%O2)	Remark
	%	m3/hr	ppm	ppm	mg/m3	
20/10/2023 01:00	14.552	312865.500	23.333	0.014	4.512	Off Peak Load
20/10/2023 02:00	14.563	315271.625	23.308	0.000	0.000	Off Peak Load
20/10/2023 03:00	14.543	313270.219	23.782	0.015	5.849	Off Peak Load
20/10/2023 04:00	14.547	316682.375	23.333	0.015	5.462	Off Peak Load
20/10/2023 05:00	14.561	312717.656	23.839	0.015	6.877	Off Peak Load
20/10/2023 06:00	14.557	303708.656	22.869	0.015	6.832	Off Peak Load
20/10/2023 07:00	14.613	298975.781	25.636	0.015	8.102	Off Peak Load
20/10/2023 08:00	14.685	300864.344	29.959	0.015	7.157	Off Peak Load
20/10/2023 09:00	14.644	309887.188	21.544	0.015	4.229	Off Peak Load
20/10/2023 10:00	14.991	283,611	49.074	0.015	4.248	Off Peak Load
20/10/2023 11:00	14.599	325,680	27.143	0.000	0.000	On Peak Load
20/10/2023 12:00	14.648	326,382	28.515	0.015	2.593	On Peak Load
20/10/2023 13:00	14.673	337,655	31.568	0.015	2.566	On Peak Load
20/10/2023 14:00	14.707	344,833	30.352	0.015	2.039	On Peak Load
20/10/2023 15:00	14.652	337,708	28.922	0.014	3.014	On Peak Load
20/10/2023 16:00	14.616	332,068	30.386	0.014	7.310	On Peak Load
20/10/2023 17:00	14.559	332,901	28.998	0.013	5.725	On Peak Load
20/10/2023 18:00	14.581	341,478	29.385	0.012	4.998	On Peak Load
20/10/2023 19:00	14.588	343,446	28.778	0.010	6.159	On Peak Load
20/10/2023 20:00	14.589	343,889	28.850	0.009	4.014	On Peak Load
20/10/2023 21:00	14.616	349,978	28.811	0.008	3.444	On Peak Load
20/10/2023 22:00	14.627	348,448	28.466	0.007	2.810	On Peak Load
20/10/2023 23:00	14.863	296,177	41.457	0.005	3.058	Off Peak Load
21/10/2023 00:00	14.575	315,171	23.312	0.000	0.000	Off Peak Load
21/10/2023 01:00	14.577	307,139	24.735	0.004	3.055	Off Peak Load
21/10/2023 02:00	14.513	312,433	27.586	0.005	5.936	Off Peak Load
21/10/2023 03:00	14.520	294,514	26.171	0.005	7.700	Off Peak Load
21/10/2023 04:00	14.535	298,788	26.289	0.006	6.623	Off Peak Load
21/10/2023 05:00	14.560	296,782	25.149	0.006	6.851	Off Peak Load
21/10/2023 06:00	14.591	302,878	23.558	0.007	5.841	Off Peak Load
21/10/2023 07:00	14.611	303,708	22.040	0.007	8.212	Off Peak Load
21/10/2023 08:00	14.694	302,450	30.408	0.007	6.032	Off Peak Load
21/10/2023 09:00	14.673	303,185	26.387	0.007	4.659	Off Peak Load
21/10/2023 10:00	15.024	281,058	52.175	0.006	4.859	Off Peak Load
21/10/2023 11:00	14.595	321,286	29.688	0.005	3.495	On Peak Load
21/10/2023 12:00	14.569	340,496	28.565	0.004	2.769	On Peak Load
21/10/2023 13:00	14.617	339,792	27.856	0.004	2.107	On Peak Load
21/10/2023 14:00	14.705	345,245	32.769	0.003	1.337	On Peak Load
21/10/2023 15:00	14.593	335,695	29.857	0.002	6.146	On Peak Load
21/10/2023 16:00	14.574	332,654	26.596	0.001	4.795	On Peak Load
21/10/2023 17:00	14.578	324,853	27.548	0.003	4.404	On Peak Load
21/10/2023 18:00	14.569	319,437	29.603	0.004	3.745	On Peak Load
21/10/2023 19:00	14.563	331,996	27.489	0.005	6.495	On Peak Load
21/10/2023 20:00	14.560	325,873	27.990	0.007	7.907	On Peak Load
21/10/2023 21:00	14.532	322,921	27.940	0.000	0.000	On Peak Load
21/10/2023 22:00	14.617	301,047	29.673	0.009	9.360	On Peak Load
21/10/2023 23:00	14.662	381808.781	36.192	0.010	8.322	Off Peak Load GT11 SD Half Block
22/10/2023 00:00	14.661	370472.031	35.548	0.012	7.350	Off Peak Load GT11 SD Half Block
22/10/2023 01:00	14.661	373254.781	34.018	0.011	10.904	Off Peak Load GT11 SD Half Block
22/10/2023 02:00	14.660	371968.094	33.694	0.011	7.533	Off Peak Load GT11 SD Half Block
22/10/2023 03:00	14.660	376397.875	34.935	0.010	9.590	Off Peak Load GT11 SD Half Block
22/10/2023 04:00	14.659	369197.938	37.036	0.010	10.785	Off Peak Load GT11 SD Half Block
22/10/2023 05:00	14.658	369859.813	34.875	0.009	10.772	Off Peak Load GT11 SD Half Block
22/10/2023 06:00	14.658	377323.781	34.418	0.009	12.604	Off Peak Load GT11 SD Half Block
22/10/2023 07:00	14.658	376217.250	34.429	0.008	9.465	Off Peak Load GT11 SD Half Block
22/10/2023 08:00	14.664	375121.188	34.477	0.008	8.165	Off Peak Load GT11 SD Half Block
22/10/2023 09:00	14.670	377298.469	34.441	0.009	5.760	Off Peak Load GT11 SD Half Block
22/10/2023 10:00	14.677	382,927	34.662	0.010	4.844	Off Peak Load GT11 SD Half Block
22/10/2023 11:00	14.688	376,815	35.741	0.010	3.930	Off Peak Load GT11 SD Half Block
22/10/2023 12:00	14.707	376,019	36.210	0.011	3.100	Off Peak Load GT11 SD Half Block
22/10/2023 13:00	14.726	369,241	34.535	0.012	2.977	Off Peak Load GT11 SD Half Block
22/10/2023 14:00	14.752	377,880	36.263	0.000	0.000	Off Peak Load GT11 SD Half Block
22/10/2023 15:00	14.711	373,151	37.018	0.014	7.163	Off Peak Load GT11 SD Half Block
22/10/2023 16:00	14.655	385,887	33.581	0.014	6.159	Off Peak Load GT11 SD Half Block
22/10/2023 17:00	14.668	385,989	33.207	0.014	4.765	Off Peak Load GT11 SD Half Block
22/10/2023 18:00	14.683	366,917	37.284	0.014	3.674	Off Peak Load GT11 SD Half Block
22/10/2023 19:00	14.679	384,254	37.065	0.014	5.343	Off Peak Load GT11 SD Half Block
22/10/2023 20:00	14.674	384,536	33.998	0.013	6.503	Off Peak Load GT11 SD Half Block
22/10/2023 21:00	14.663	389,264	35.737	0.013	6.288	Off Peak Load GT11 SD Half Block
22/10/2023 22:00	14.652	386,878	35.914	0.013	5.709	Off Peak Load GT11 SD Half Block
22/10/2023 23:00	14.616	358,430	30.606	0.013	6.086	Off Peak Load GT11 SD Half Block
23/10/2023 00:00	14.639	358,092	30.589	0.013	9.687	Off Peak Load GT11 SD Half Block
23/10/2023 01:00	14.647	365,828	30.770	0.012	7.016	Off Peak Load GT11 SD Half Block
23/10/2023 02:00	14.656	363,622	29.995	0.012	4.905	Off Peak Load GT11 SD Half Block
23/10/2023 03:00	14.656	357,936	32.773	0.012	7.126	Off Peak Load GT11 SD Half Block
23/10/2023 04:00	14.624	352,143	30.439	0.011	9.860	Off Peak Load GT11 SD Half Block

Site Name: [illegible]
Stack Name: [illegible]
Periodically: [illegible]

	Actual Operation Condition		Emission Concentration for Standardization Comparison			
Date & Time	O2	FLOW @1 ATM 25C	HRSG1_NOx@7%O2	HRSG1_SOx@7%O2	HRSG1_Dust(7%O2)	Remark
	%	m3/hr	ppm	ppm	mg/m3	
23/10/2023 05:00	14.621	355,742	30.022	0.011	8.592	Off Peak Load GT11 SD Half Block
23/10/2023 06:00	14.637	356,364	30.648	0.011	7.570	Off Peak Load GT11 SD Half Block
23/10/2023 07:00	14.653	360,911	30.281	0.010	6.993	Off Peak Load GT11 SD Half Block
23/10/2023 08:00	14.662	361,192	31.069	0.011	7.004	Off Peak Load GT11 SD Half Block
23/10/2023 09:00	14.714	371,926	30.945	0.012	3.928	Off Peak Load GT11 SD Half Block
23/10/2023 10:00	14.763	365,153	34.683	0.012	3.535	Off Peak Load GT11 SD Half Block
23/10/2023 11:00	14.784	378,404	33.662	0.013	3.742	Off Peak Load GT11 SD Half Block
23/10/2023 12:00	14.816	378,704	34.608	0.014	2.470	Off Peak Load GT11 SD Half Block
23/10/2023 13:00	14.781	377,956	35.087	0.009	2.117	Off Peak Load GT11 SD Half Block
23/10/2023 14:00	14.800	363,293	32.574	0.010	3.117	Off Peak Load GT11 SD Half Block
23/10/2023 15:00	14.825	374,657	35.790	0.010	2.586	Off Peak Load GT11 SD Half Block
23/10/2023 16:00	14.818	379,004	32.562	0.011	2.172	Off Peak Load GT11 SD Half Block
23/10/2023 17:00	14.762	375,672	32.607	0.012	4.469	Off Peak Load GT11 SD Half Block
23/10/2023 18:00	14.724	373,188	31.365	0.012	6.128	Off Peak Load GT11 SD Half Block
23/10/2023 19:00	14.718	384,904	37.291	0.013	7.721	Off Peak Load GT11 SD Half Block
23/10/2023 20:00	14.701	387,474	34.369	0.014	7.513	Off Peak Load
23/10/2023 21:00	14.527	334,653	29.489	0.014	6.260	On Peak Load
23/10/2023 22:00	14.557	342,178	30.112	0.013	6.266	On Peak Load
23/10/2023 23:00	14.664	296,899	28.068	0.013	6.589	Off Peak Load
24/10/2023 00:00	14.697	292,135	29.095	0.012	6.026	Off Peak Load
24/10/2023 01:00	14.692	297,761	29.270	0.012	7.144	Off Peak Load
24/10/2023 02:00	14.700	300,540	28.789	0.011	6.019	Off Peak Load
24/10/2023 03:00	14.708	303,526	28.883	0.010	4.110	Off Peak Load
24/10/2023 04:00	14.715	296,603	29.297	0.010	5.231	Off Peak Load
24/10/2023 05:00	14.703	290,139	30.634	0.009	6.470	Off Peak Load
24/10/2023 06:00	14.709	300,054	30.917	0.010	6.955	Off Peak Load
24/10/2023 07:00	14.754	294,300	30.068	0.010	6.502	Off Peak Load
24/10/2023 08:00	14.768	300,960	31.378	0.011	4.904	Off Peak Load
24/10/2023 09:00	14.689	309,773	27.790	0.011	4.020	Off Peak Load
24/10/2023 10:00	15.030	274,871	52.590	0.012	3.962	Off Peak Load
24/10/2023 11:00	14.604	313,189	27.969	0.012	4.012	On Peak Load
24/10/2023 12:00	14.633	317,911	29.654	0.013	3.917	On Peak Load
24/10/2023 13:00	14.669	318,200	30.305	0.013	3.472	On Peak Load
24/10/2023 14:00	14.671	312,276	30.474	0.013	2.609	On Peak Load
24/10/2023 15:00	14.678	324,187	30.980	0.013	3.387	On Peak Load
24/10/2023 16:00	14.711	343,740	32.361	0.013	2.932	On Peak Load
24/10/2023 17:00	14.674	334,280	30.285	0.013	2.932	On Peak Load
24/10/2023 18:00	14.668	338,881	30.730	0.000	0.000	On Peak Load
24/10/2023 19:00	14.652	339,573	29.645	0.014	3.287	On Peak Load
24/10/2023 20:00	14.583	342,509	31.945	0.014	3.129	On Peak Load
24/10/2023 21:00	14.558	341,660	28.730	0.014	2.886	On Peak Load
24/10/2023 22:00	14.605	337,803	30.865	0.013	2.882	On Peak Load
24/10/2023 23:00	14.659	385,971	33.773	0.013	3.730	Off Peak Load GT11 SD Half Block
25/10/2023 00:00	14.670	360,893	31.058	0.012	3.402	Off Peak Load GT11 SD Half Block
25/10/2023 01:00	14.679	351,830	32.745	0.012	5.678	Off Peak Load GT11 SD Half Block
25/10/2023 02:00	14.665	363,686	32.716	0.011	5.416	Off Peak Load GT11 SD Half Block
25/10/2023 03:00	14.649	358,371	31.794	0.011	5.529	Off Peak Load GT11 SD Half Block
25/10/2023 04:00	14.662	357,176	32.603	0.011	7.245	Off Peak Load GT11 SD Half Block
25/10/2023 05:00	14.681	363,816	32.730	0.011	6.135	Off Peak Load GT11 SD Half Block
25/10/2023 06:00	14.666	349,964	32.716	0.000	0.000	Off Peak Load GT11 SD Half Block
25/10/2023 07:00	14.647	367,735	32.618	0.011	6.536	Off Peak Load GT11 SD Half Block
25/10/2023 08:00	14.672	368,486	29.722	0.012	5.832	Off Peak Load GT11 SD Half Block
25/10/2023 09:00	14.730	372,358	31.954	0.012	4.759	Off Peak Load GT11 SD Half Block
25/10/2023 10:00	14.729	375,770	32.147	0.012	3.467	Off Peak Load
25/10/2023 11:00	14.602	321,374	30.214	0.013	3.413	On Peak Load
25/10/2023 12:00	14.604	324,036	29.473	0.013	2.961	On Peak Load
25/10/2023 13:00	14.622	322,635	31.115	0.013	3.687	On Peak Load
25/10/2023 14:00	14.612	336,472	30.283	0.013	4.200	On Peak Load
25/10/2023 15:00	14.633	334,085	28.461	0.013	3.840	On Peak Load
25/10/2023 16:00	14.587	337,241	30.671	0.013	4.234	On Peak Load
25/10/2023 17:00	14.599	338,651	28.424	0.013	4.024	On Peak Load
25/10/2023 18:00	14.607	336,196	28.283	0.013	3.884	On Peak Load
25/10/2023 19:00	14.572	,332,189	29.352	0.013	3.788	On Peak Load
25/10/2023 20:00	14.576	335,259	27.213	0.013	4.118	On Peak Load
25/10/2023 21:00	14.515	332,230	27.047	0.013	4.200	On Peak Load
25/10/2023 22:00	14.543	334,726	28.066	0.000	0.000	On Peak Load
25/10/2023 23:00	14.693	387,886	32.453	0.011	5.174	Off Peak Load GT11 SD Half Block
26/10/2023 00:00	14.653	373,703	28.807	0.011	7.904	Off Peak Load GT11 SD Half Block
26/10/2023 01:00	14.619	376,439	29.701	0.012	8.080	Off Peak Load GT11 SD Half Block
26/10/2023 02:00	14.623	369,246	30.053	0.012	7.559	Off Peak Load GT11 SD Half Block
26/10/2023 03:00	14.610	369,968	29.446	0.012	8.399	Off Peak Load GT11 SD Half Block
26/10/2023 04:00	14.610	367,495	29.024	0.013	9.116	Off Peak Load GT11 SD Half Block
26/10/2023 05:00	14.615	364,617	30.612	0.013	8.597	Off Peak Load GT11 SD Half Block
26/10/2023 06:00	14.627	365,296	31.446	0.013	7.987	Off Peak Load GT11 SD Half Block
26/10/2023 07:00	14.651	368,329	29.751	0.014	6.306	Off Peak Load GT11 SD Half Block
26/10/2023 08:00	14.686	376,264	30.329	0.014	3.886	Off Peak Load GT11 SD Half Block

Site Name: [illegible]
Stack Name: [illegible]
Periodically: [illegible]

	Actual Operation Condition		Emission Concentration for Standardization Comparison			
Date & Time	O2	FLOW @1 ATM 25C	HRSG1_NOx@7%O2	HRSG1_SOx@7%O2	HRSG1_Dust(7%O2)	Remark
	%	m3/hr	ppm	ppm	mg/m3	
26/10/2023 09:00	14.744	373,719	32.566	0.014	3.152	Off Peak Load GT11 SD Half Block
26/10/2023 10:00	14.759	385,536	37.672	0.000	0.000	Off Peak Load
26/10/2023 11:00	14.608	339,169	28.048	0.014	3.172	On Peak Load
26/10/2023 12:00	14.603	329,473	27.861	0.014	2.412	On Peak Load
26/10/2023 13:00	14.634	333,490	29.508	0.014	2.273	On Peak Load
26/10/2023 14:00	14.599	319,958	25.968	0.014	2.694	On Peak Load
26/10/2023 15:00	14.642	330,300	27.157	0.015	3.268	On Peak Load
26/10/2023 16:00	14.657	340,106	28.720	0.014	3.445	On Peak Load
26/10/2023 17:00	14.618	334,193	29.766	0.014	4.957	On Peak Load
26/10/2023 18:00	14.607	325,702	27.542	0.014	5.765	On Peak Load
26/10/2023 19:00	14.612	332,381	29.254	0.014	6.641	On Peak Load
26/10/2023 20:00	14.603	331,596	27.131	0.014	6.628	On Peak Load
26/10/2023 21:00	14.570	335,080	28.585	0.014	7.198	On Peak Load
26/10/2023 22:00	14.560	339,686	28.941	0.014	6.968	On Peak Load
26/10/2023 23:00	Shutdown	Shutdown	Shutdown	Shutdown	Shutdown	Off Peak Load GT12 SD Half Block
27/10/2023 00:00	Shutdown	Shutdown	Shutdown	Shutdown	Shutdown	Off Peak Load GT12 SD Half Block
27/10/2023 01:00	Shutdown	Shutdown	Shutdown	Shutdown	Shutdown	Off Peak Load GT12 SD Half Block
27/10/2023 02:00	Shutdown	Shutdown	Shutdown	Shutdown	Shutdown	Off Peak Load GT12 SD Half Block
27/10/2023 03:00	Shutdown	Shutdown	Shutdown	Shutdown	Shutdown	Off Peak Load GT12 SD Half Block
27/10/2023 04:00	Shutdown	Shutdown	Shutdown	Shutdown	Shutdown	Off Peak Load GT12 SD Half Block
27/10/2023 05:00	Shutdown	Shutdown	Shutdown	Shutdown	Shutdown	Off Peak Load GT12 SD Half Block
27/10/2023 06:00	Shutdown	Shutdown	Shutdown	Shutdown	Shutdown	Off Peak Load GT12 SD Half Block
27/10/2023 07:00	Shutdown	Shutdown	Shutdown	Shutdown	Shutdown	Off Peak Load GT12 SD Half Block
27/10/2023 08:00	Shutdown	Shutdown	Shutdown	Shutdown	Shutdown	Off Peak Load GT12 SD Half Block
27/10/2023 09:00	Shutdown	Shutdown	Shutdown	Shutdown	Shutdown	Off Peak Load GT12 SD Half Block
27/10/2023 10:00	Shutdown	Shutdown	Shutdown	Shutdown	Shutdown	Off Peak Load GT12 SD Half Block
27/10/2023 11:00	14.592	340,115	28.253	0.019	3.063	On Peak Load
27/10/2023 12:00	14.593	329,135	28.273	0.018	2.905	On Peak Load
27/10/2023 13:00	14.632	334,646	29.077	0.017	3.633	On Peak Load
27/10/2023 14:00	14.595	325,745	29.802	0.016	3.149	On Peak Load
27/10/2023 15:00	14.621	336,126	28.301	0.016	3.774	On Peak Load
27/10/2023 16:00	14.690	341,494	30.736	0.015	4.215	On Peak Load
27/10/2023 17:00	14.634	338,238	30.039	0.014	4.195	On Peak Load
27/10/2023 18:00	14.606	329,128	28.991	0.013	4.431	On Peak Load
27/10/2023 19:00	14.605	332,809	30.369	0.012	6.554	On Peak Load
27/10/2023 20:00	14.571	333,061	28.494	0.011	8.468	On Peak Load
27/10/2023 21:00	14.546	336,586	29.513	0.010	9.312	On Peak Load
27/10/2023 22:00	14.550	339,670	28.949	0.010	8.509	On Peak Load
27/10/2023 23:00	14.678	387,764	32.542	0.009	8.704	Off Peak Load GT11 SD Half Block
28/10/2023 00:00	14.656	369,596	30.016	0.008	8.413	Off Peak Load GT11 SD Half Block
28/10/2023 01:00	14.629	368,477	30.057	0.007	8.668	Off Peak Load GT11 SD Half Block
28/10/2023 02:00	14.638	367,454	30.056	0.007	9.132	Off Peak Load GT11 SD Half Block
28/10/2023 03:00	14.634	372,541	29.659	0.007	8.821	Off Peak Load GT11 SD Half Block
28/10/2023 04:00	14.619	368,245	29.287	0.008	8.638	Off Peak Load GT11 SD Half Block
28/10/2023 05:00	14.637	371,411	29.842	0.008	5.616	Off Peak Load GT11 SD Half Block
28/10/2023 06:00	14.660	372,513	29.409	0.009	4.323	Off Peak Load GT11 SD Half Block
28/10/2023 07:00	14.642	364,677	27.531	0.009	6.468	Off Peak Load GT11 SD Half Block
28/10/2023 08:00	14.672	370,179	30.305	0.010	6.190	Off Peak Load GT11 SD Half Block
28/10/2023 09:00	14.700	374,588	32.186	0.010	3.425	Off Peak Load GT11 SD Half Block
28/10/2023 10:00	14.742	380,061	31.684	0.010	3.488	Off Peak Load
28/10/2023 11:00	14.612	341,226	29.693	0.000	0.000	On Peak Load
28/10/2023 12:00	14.652	335,582	29.409	0.010	2.276	On Peak Load
28/10/2023 13:00	14.670	339,667	28.393	0.010	2.733	On Peak Load
28/10/2023 14:00	14.623	349,375	30.402	0.010	2.298	On Peak Load
28/10/2023 15:00	14.576	378,842	30.277	0.010	6.320	On Peak Load
28/10/2023 16:00	14.566	332,882	27.935	0.010	8.935	On Peak Load
28/10/2023 17:00	14.561	327,133	29.106	0.010	8.355	On Peak Load
28/10/2023 18:00	14.576	330,600	28.940	0.010	7.774	On Peak Load
28/10/2023 19:00	14.563	341,812	28.006	0.010	7.686	On Peak Load
28/10/2023 20:00	14.541	334,416	26.414	0.010	7.622	On Peak Load
28/10/2023 21:00	14.529	325,691	27.161	0.011	6.303	On Peak Load
28/10/2023 22:00	14.537	313,821	28.684	0.011	6.109	On Peak Load
28/10/2023 23:00	14.973	286814.844	51.170	0.011	6.911	Off Peak Load
29/10/2023 00:00	14.601	307843.063	21.747	0.011	4.314	Off Peak Load
29/10/2023 01:00	14.592	311054.719	22.546	0.011	4.997	Off Peak Load
29/10/2023 02:00	14.576	312554.719	23.860	0.012	5.934	Off Peak Load
29/10/2023 03:00	14.595	306161.719	27.464	0.012	6.478	Off Peak Load
29/10/2023 04:00	14.598	305828.531	27.449	0.013	6.192	Off Peak Load
29/10/2023 05:00	14.649	298248.313	29.375	0.014	7.536	Off Peak Load
29/10/2023 06:00	14.665	308659.438	30.563	0.014	6.145	Off Peak Load
29/10/2023 07:00	14.625	303578.000	29.585	0.015	7.477	Off Peak Load
29/10/2023 08:00	14.708	300872.375	29.144	0.016	7.749	Off Peak Load
29/10/2023 09:00	14.747	304413.469	28.818	0.016	5.108	Off Peak Load
29/10/2023 10:00	14.814	304378.688	28.422	0.016	3.738	Off Peak Load
29/10/2023 11:00	14.736	307,066	30.571	0.015	3.509	Off Peak Load
29/10/2023 12:00	14.797	305,100	30.046	0.014	2.957	Off Peak Load

Site Name: [illegible]
Stack Name: [illegible]
Periodically: [illegible]

	Actual Operation Condition		Emission Concentration for Standardization Comparison			
Date & Time	O2	FLOW @1 ATM 25C	HRSG1_NOx@7%O2	HRSG1_SOx@7%O2	HRSG1_Dust(7%O2)	Remark
	%	m3/hr	ppm	ppm	mg/m3	
29/10/2023 13:00	14.694	294,140	30.696	0.014	3.039	Off Peak Load
29/10/2023 14:00	14.636	303,727	30.976	0.013	5.964	Off Peak Load
29/10/2023 15:00	14.734	293,990	29.816	0.012	5.755	Off Peak Load
29/10/2023 16:00	14.753	301,676	31.200	0.011	4.066	Off Peak Load
29/10/2023 17:00	14.749	301,380	28.799	0.011	3.579	Off Peak Load
29/10/2023 18:00	14.654	307,947	30.055	0.011	6.118	Off Peak Load
29/10/2023 19:00	14.697	382,859	30.774	0.000	0.000	On Peak Load
29/10/2023 20:00	14.670	385,225	30.871	0.012	6.093	On Peak Load
29/10/2023 21:00	14.535	325,285	24.356	0.012	3.378	On Peak Load
29/10/2023 22:00	14.615	360,524	27.245	0.012	6.762	Off Peak Load
29/10/2023 23:00	14.655	364006.500	29.208	0.012	8.483	Off Peak Load GT11 SD Half Block
30/10/2023 00:00	14.628	370079.844	29.016	0.013	5.438	Off Peak Load GT11 SD Half Block
30/10/2023 01:00	14.649	372600.594	27.720	0.013	5.876	Off Peak Load GT11 SD Half Block
30/10/2023 02:00	14.666	367663.250	29.180	0.013	5.689	Off Peak Load GT11 SD Half Block
30/10/2023 03:00	14.658	360992.531	29.681	0.012	5.543	Off Peak Load GT11 SD Half Block
30/10/2023 04:00	14.660	366739.875	31.421	0.012	5.827	Off Peak Load GT11 SD Half Block
30/10/2023 05:00	14.662	361865.375	29.045	0.012	6.683	Off Peak Load GT11 SD Half Block
30/10/2023 06:00	14.648	353120.281	29.039	0.012	6.821	Off Peak Load GT11 SD Half Block
30/10/2023 07:00	14.635	360958.406	29.074	0.012	7.812	Off Peak Load GT11 SD Half Block
30/10/2023 08:00	14.663	365166.125	27.938	0.012	6.927	Off Peak Load GT11 SD Half Block
30/10/2023 09:00	14.719	373102.500	32.134	0.012	4.489	Off Peak Load GT11 SD Half Block
30/10/2023 10:00	14.644	353,411	29.427	0.012	3.316	Off Peak Load
30/10/2023 11:00	14.604	331,279	29.207	0.012	2.877	On Peak Load
30/10/2023 12:00	14.599	320,627	28.140	0.011	2.649	On Peak Load
30/10/2023 13:00	14.681	323,458	24.006	0.011	2.005	On Peak Load
30/10/2023 14:00	14.666	325,940	24.787	0.011	2.190	On Peak Load
30/10/2023 15:00	14.629	294,658	26.333	0.011	2.095	On Peak Load
30/10/2023 16:00	14.557	331,648	26.553	0.011	6.768	On Peak Load
30/10/2023 17:00	14.548	315,116	25.801	0.011	7.376	On Peak Load
30/10/2023 18:00	14.535	325,046	25.107	0.012	5.632	On Peak Load
30/10/2023 19:00	14.515	319,480	24.611	0.012	6.586	On Peak Load
30/10/2023 20:00	14.488	320,262	23.853	0.012	4.356	On Peak Load
30/10/2023 21:00	14.494	315,206	24.142	0.013	5.735	On Peak Load
30/10/2023 22:00	14.488	310,708	23.885	0.013	9.186	On Peak Load
30/10/2023 23:00	Shutdown	Shutdown	Shutdown	Shutdown	Shutdown	Off Peak Load GT12 SD Half Block
31/10/2023 00:00	Shutdown	Shutdown	Shutdown	Shutdown	Shutdown	Off Peak Load GT12 SD Half Block
31/10/2023 01:00	Shutdown	Shutdown	Shutdown	Shutdown	Shutdown	Off Peak Load GT12 SD Half Block
31/10/2023 02:00	Shutdown	Shutdown	Shutdown	Shutdown	Shutdown	Off Peak Load GT12 SD Half Block
31/10/2023 03:00	Shutdown	Shutdown	Shutdown	Shutdown	Shutdown	Off Peak Load GT12 SD Half Block
31/10/2023 04:00	Shutdown	Shutdown	Shutdown	Shutdown	Shutdown	Off Peak Load GT12 SD Half Block
31/10/2023 05:00	Shutdown	Shutdown	Shutdown	Shutdown	Shutdown	Off Peak Load GT12 SD Half Block
31/10/2023 06:00	Shutdown	Shutdown	Shutdown	Shutdown	Shutdown	Off Peak Load GT12 SD Half Block
31/10/2023 07:00	Shutdown	Shutdown	Shutdown	Shutdown	Shutdown	Off Peak Load GT12 SD Half Block
31/10/2023 08:00	Shutdown	Shutdown	Shutdown	Shutdown	Shutdown	Off Peak Load GT12 SD Half Block
31/10/2023 09:00	Shutdown	Shutdown	Shutdown	Shutdown	Shutdown	Off Peak Load GT12 SD Half Block
31/10/2023 10:00	Shutdown	Shutdown	Shutdown	Shutdown	Shutdown	Off Peak Load GT12 SD Half Block
31/10/2023 11:00	14.547	309,720	27.339	0.019	3.539	On Peak Load
31/10/2023 12:00	14.599	300,045	27.662	0.017	3.810	On Peak Load
31/10/2023 13:00	14.595	310,310	27.546	0.016	3.675	On Peak Load
31/10/2023 14:00	14.512	312,499	27.095	0.014	3.644	On Peak Load
31/10/2023 15:00	14.589	323,403	28.105	0.012	3.669	On Peak Load
31/10/2023 16:00	14.606	316,230	28.298	0.011	3.734	On Peak Load
31/10/2023 17:00	14.602	321,081	27.473	0.009	4.176	On Peak Load
31/10/2023 18:00	14.571	312,068	27.581	0.008	4.832	On Peak Load
31/10/2023 19:00	14.569	315,412	27.977	0.009	5.462	On Peak Load
31/10/2023 20:00	14.559	314,528	26.290	0.010	6.506	On Peak Load
31/10/2023 21:00	14.547	309,208	27.884	0.010	8.251	On Peak Load
31/10/2023 22:00	14.561	311,835	26.170	0.011	8.932	On Peak Load
31/10/2023 23:00	15.032	272272.844	55.101	0.012	10.210	Off Peak Load
Minimum	14.45	272,273	0.00	0.00	0.00	
Maximum	15.20	389,264	55.10	0.43	16.54	
Avg	14.70	327,314	30.89	0.04	5.21	
SUM						
[illegible]			[illegible]	[illegible]	[illegible]	

Site Name: [illegible]
Stack Name: [illegible]
Periodically: [illegible]

	Actual Operation Condition		Emission Concentration for Standardization Comparison			
Date & Time	O2	FLOW @1 ATM 25C	HRSG1_NOx@7%O2	HRSG1_SOx@7%O2	HRSG1_Dust (7%O2)	Remark
	%	m3/hr	ppm	ppm	mg/m3	
01/11/2023 00:00	14.768	271,626	8.710	0.001	6.668	Off Peak Load
01/11/2023 01:00	14.766	276,411	0.688	0.001	6.426	Off Peak Load
01/11/2023 02:00	14.734	282,729	0.021	0.000	6.463	Off Peak Load
01/11/2023 03:00	14.722	284,654	3.295	0.000	6.487	Off Peak Load
01/11/2023 04:00	14.739	286,345	0.000	0.000	6.797	Off Peak Load
01/11/2023 05:00	14.715	285,410	2.252	0.000	6.728	Off Peak Load
01/11/2023 06:00	14.689	277,607	0.009	0.000	7.423	Off Peak Load
01/11/2023 07:00	14.722	283,525	0.000	0.000	7.616	Off Peak Load
01/11/2023 08:00	14.848	267,615	6.610	0.000	6.641	Off Peak Load
01/11/2023 09:00	14.847	272,194	9.125	0.000	5.559	Off Peak Load
01/11/2023 10:00	14.891	270,276	17.634	0.000	4.788	Off Peak Load
01/11/2023 11:00	14.890	273,567	12.767	0.000	3.854	Off Peak Load
01/11/2023 12:00	14.886	266,717	12.311	0.000	3.603	Off Peak Load
01/11/2023 13:00	14.821	284,959	0.005	0.000	3.338	Off Peak Load
01/11/2023 14:00	14.861	313,321	3.681	0.000	3.825	On Peak Load
01/11/2023 15:00	14.899	315,399	4.468	0.001	3.353	On Peak Load
01/11/2023 16:00	14.939	335,891	3.156	0.001	3.470	On Peak Load
01/11/2023 17:00	14.875	320,193	9.482	0.001	3.390	On Peak Load
01/11/2023 18:00	14.847	328,953	0.012	0.002	4.134	On Peak Load
01/11/2023 19:00	14.833	327,604	3.705	0.002	4.211	On Peak Load
01/11/2023 20:00	14.826	331,647	7.336	0.003	4.016	On Peak Load
01/11/2023 21:00	14.790	321,658	1.458	0.003	4.503	On Peak Load
01/11/2023 22:00	14.748	323,574	6.186	0.003	5.301	On Peak Load
01/11/2023 23:00	14.702	300286.438	0.000	0.002	5.687	Off Peak Load
02/11/2023 00:00	14.699	284626.813	0.000	0.002	6.128	Off Peak Load
02/11/2023 01:00	14.684	296415.469	1.985	0.002	6.431	Off Peak Load
02/11/2023 02:00	14.678	288839.531	0.000	0.002	6.190	Off Peak Load
02/11/2023 03:00	14.699	295361.375	3.129	0.001	5.987	Off Peak Load
02/11/2023 04:00	14.724	295887.969	0.000	0.001	5.389	Off Peak Load
02/11/2023 05:00	14.727	291249.875	7.050	0.001	5.049	Off Peak Load
02/11/2023 06:00	14.744	290811.969	13.259	0.001	6.010	Off Peak Load
02/11/2023 07:00	14.745	285391.031	17.757	0.000	4.874	Off Peak Load
02/11/2023 08:00	14.775	286131.938	17.311	0.000	4.276	Off Peak Load
02/11/2023 09:00	14.794	293654.781	18.647	0.000	4.554	Off Peak Load
02/11/2023 10:00	14.808	290732.688	20.338	0.000	4.027	Off Peak Load
02/11/2023 11:00	14.867	280491.219	18.625	0.000	3.702	Off Peak Load
02/11/2023 12:00	14.922	276214.156	20.509	0.000	3.570	Off Peak Load
02/11/2023 13:00	14.855	278,405	17.940	0.000	3.404	Off Peak Load
02/11/2023 14:00	14.921	311,932	20.437	0.000	3.565	On Peak Load
02/11/2023 15:00	14.989	325,701	21.698	0.000	3.425	On Peak Load
02/11/2023 16:00	15.000	334,529	21.588	0.001	2.880	On Peak Load
02/11/2023 17:00	14.959	326,788	21.197	0.001	3.298	On Peak Load
02/11/2023 18:00	14.923	326,187	20.004	0.002	3.975	On Peak Load
02/11/2023 19:00	14.915	333,381	19.611	0.002	4.019	On Peak Load
02/11/2023 20:00	14.753	284,938	18.229	0.003	3.500	On Peak Load
02/11/2023 21:00	14.904	332,005	12.018	0.003	3.692	On Peak Load
02/11/2023 22:00	14.939	253,152	19.198	0.004	3.601	Off Peak Load
02/11/2023 23:00	Shutdown	Shutdown	Shutdown	Shutdown	Shutdown	Off Peak Load GT11 SD Half Block
03/11/2023 00:00	Shutdown	Shutdown	Shutdown	Shutdown	Shutdown	Off Peak Load GT11 SD Half Block
03/11/2023 01:00	Shutdown	Shutdown	Shutdown	Shutdown	Shutdown	Off Peak Load GT11 SD Half Block
03/11/2023 02:00	Shutdown	Shutdown	Shutdown	Shutdown	Shutdown	Off Peak Load GT11 SD Half Block
03/11/2023 03:00	Shutdown	Shutdown	Shutdown	Shutdown	Shutdown	Off Peak Load GT11 SD Half Block
03/11/2023 04:00	Shutdown	Shutdown	Shutdown	Shutdown	Shutdown	Off Peak Load GT11 SD Half Block
03/11/2023 05:00	Shutdown	Shutdown	Shutdown	Shutdown	Shutdown	Off Peak Load GT11 SD Half Block
03/11/2023 06:00	Shutdown	Shutdown	Shutdown	Shutdown	Shutdown	Off Peak Load GT11 SD Half Block
03/11/2023 07:00	Shutdown	Shutdown	Shutdown	Shutdown	Shutdown	Off Peak Load GT11 SD Half Block
03/11/2023 08:00	Shutdown	Shutdown	Shutdown	Shutdown	Shutdown	Off Peak Load GT11 SD Half Block
03/11/2023 09:00	Shutdown	Shutdown	Shutdown	Shutdown	Shutdown	Off Peak Load GT11 SD Half Block
03/11/2023 10:00	Shutdown	Shutdown	Shutdown	Shutdown	Shutdown	Off Peak Load GT11 SD Half Block
03/11/2023 11:00	Shutdown	Shutdown	Shutdown	Shutdown	Shutdown	Off Peak Load GT11 SD Half Block
03/11/2023 12:00	Shutdown	Shutdown	Shutdown	Shutdown	Shutdown	Off Peak Load GT11 SD Half Block
03/11/2023 13:00	Shutdown	Shutdown	Shutdown	Shutdown	Shutdown	Off Peak Load GT11 SD Half Block
03/11/2023 14:00	14.913	332,202	15.051	0.002	4.096	On Peak Load
03/11/2023 15:00	15.003	336,174	14.950	0.001	4.350	On Peak Load
03/11/2023 16:00	14.900	323,277	11.249	0.000	4.758	On Peak Load
03/11/2023 17:00	14.852	328,825	7.296	0.000	5.346	On Peak Load
03/11/2023 18:00	14.832	324,203	10.706	0.000	5.759	On Peak Load
03/11/2023 19:00	14.851	321,488	17.082	0.000	7.070	On Peak Load
03/11/2023 20:00	14.896	371,632	26.369	0.000	4.894	On Peak Load
03/11/2023 21:00	14.903	372,042	26.319	0.000	7.386	On Peak Load
03/11/2023 22:00	14.770	323,103	20.739	0.000	5.921	On Peak Load
03/11/2023 23:00	14.738	297,457	18.776	0.000	5.241	Off Peak Load
04/11/2023 00:00	14.748	280,570	17.512	0.000	4.689	Off Peak Load
04/11/2023 01:00	14.750	298,543	18.892	0.000	4.927	Off Peak Load
04/11/2023 02:00	14.788	299,132	18.542	0.000	4.951	Off Peak Load
04/11/2023 03:00	14.722	285,524	18.453	0.001	4.585	Off Peak Load
04/11/2023 04:00	14.714	286,592	18.583	0.001	4.594	Off Peak Load

Site Name: [illegible]
Stack Name: [illegible]
Periodically: [illegible]

	Actual Operation Condition		Emission Concentration for Standardization Comparison			
Date & Time	O2	FLOW @1 ATM 25C	HRSG1_NOx@7%O2	HRSG1_SOx@7%O2	HRSG1_Dust (7%O2)	Remark
	%	m3/hr	ppm	ppm	mg/m3	
04/11/2023 05:00	14.725	292,867	18.376	0.002	5.210	Off Peak Load
04/11/2023 06:00	14.722	285,040	18.264	0.002	6.282	Off Peak Load
04/11/2023 07:00	14.690	287,788	18.653	0.002	8.429	Off Peak Load
04/11/2023 08:00	14.745	278,186	17.815	0.001	7.295	Off Peak Load
04/11/2023 09:00	14.772	283,456	15.779	0.001	5.947	Off Peak Load
04/11/2023 10:00	14.837	270,613	20.582	0.001	5.295	Off Peak Load
04/11/2023 11:00	14.910	274,317	17.697	0.001	4.312	Off Peak Load
04/11/2023 12:00	14.889	276,500	15.772	0.001	4.142	Off Peak Load
04/11/2023 13:00	14.817	284,462	16.267	0.000	4.978	Off Peak Load
04/11/2023 14:00	14.752	320,198	18.718	0.000	6.905	On Peak Load
04/11/2023 15:00	14.820	316,969	19.381	0.000	8.423	On Peak Load
04/11/2023 16:00	14.819	319,561	19.089	0.000	6.394	On Peak Load
04/11/2023 17:00	14.834	317,359	19.781	0.000	7.775	On Peak Load
04/11/2023 18:00	14.827	315,768	19.780	0.000	6.828	On Peak Load
04/11/2023 19:00	14.785	316,081	19.096	0.000	7.481	On Peak Load
04/11/2023 20:00	14.803	313,467	19.643	0.000	6.811	On Peak Load
04/11/2023 21:00	14.789	318,399	19.947	0.000	5.974	On Peak Load
04/11/2023 22:00	14.782	323,436	19.786	0.000	5.580	On Peak Load
04/11/2023 23:00	14.709	304,957	17.796	0.000	5.257	Off Peak Load
05/11/2023 00:00	14.712	282,543	17.508	0.000	5.285	Off Peak Load
05/11/2023 01:00	14.732	288,811	18.544	0.000	7.707	Off Peak Load
05/11/2023 02:00	14.735	300,379	18.814	0.000	5.164	Off Peak Load
05/11/2023 03:00	14.698	292,004	18.616	0.000	4.758	Off Peak Load
05/11/2023 04:00	14.701	284,653	19.217	0.000	5.070	Off Peak Load
05/11/2023 05:00	14.733	285,034	17.995	0.000	7.661	Off Peak Load
05/11/2023 06:00	14.735	282,759	17.197	0.000	8.493	Off Peak Load
05/11/2023 07:00	14.733	282,532	15.994	0.000	7.360	Off Peak Load
05/11/2023 08:00	14.806	270,236	29.976	0.000	7.742	Off Peak Load
05/11/2023 09:00	14.829	265,515	30.687	0.000	6.858	Off Peak Load
05/11/2023 10:00	14.874	268,119	30.389	0.000	5.965	Off Peak Load
05/11/2023 11:00	14.893	271,993	25.110	0.000	4.399	Off Peak Load
05/11/2023 12:00	14.882	272,289	19.442	0.000	3.980	Off Peak Load
05/11/2023 13:00	14.899	274,455	13.782	0.000	3.879	Off Peak Load
05/11/2023 14:00	14.907	272,282	15.097	0.000	4.052	Off Peak Load
05/11/2023 15:00	14.873	275,097	7.118	0.000	3.606	Off Peak Load
05/11/2023 16:00	14.788	275,100	11.697	0.000	3.478	Off Peak Load
05/11/2023 17:00	14.779	279,573	19.183	0.000	6.685	Off Peak Load
05/11/2023 18:00	15.075	248,318	47.053	0.000	7.679	Off Peak Load
05/11/2023 19:00	14.794	320,599	19.885	0.000	7.662	On Peak Load
05/11/2023 20:00	14.808	314,018	20.170	0.000	8.175	On Peak Load
05/11/2023 21:00	14.885	255,126	27.063	0.000	7.493	Off Peak Load
05/11/2023 22:00	Shutdown	Shutdown	Shutdown	Shutdown	Shutdown	Off Peak Load GT11 SD Half Block
05/11/2023 23:00	Shutdown	Shutdown	Shutdown	Shutdown	Shutdown	Off Peak Load GT11 SD Half Block
06/11/2023 00:00	Shutdown	Shutdown	Shutdown	Shutdown	Shutdown	Off Peak Load GT11 SD Half Block
06/11/2023 01:00	Shutdown	Shutdown	Shutdown	Shutdown	Shutdown	Off Peak Load GT11 SD Half Block
06/11/2023 02:00	Shutdown	Shutdown	Shutdown	Shutdown	Shutdown	Off Peak Load GT11 SD Half Block
06/11/2023 03:00	Shutdown	Shutdown	Shutdown	Shutdown	Shutdown	Off Peak Load GT11 SD Half Block
06/11/2023 04:00	Shutdown	Shutdown	Shutdown	Shutdown	Shutdown	Off Peak Load GT11 SD Half Block
06/11/2023 05:00	Shutdown	Shutdown	Shutdown	Shutdown	Shutdown	Off Peak Load GT11 SD Half Block
06/11/2023 06:00	Shutdown	Shutdown	Shutdown	Shutdown	Shutdown	Off Peak Load GT11 SD Half Block
06/11/2023 07:00	Shutdown	Shutdown	Shutdown	Shutdown	Shutdown	Off Peak Load GT11 SD Half Block
06/11/2023 08:00	Shutdown	Shutdown	Shutdown	Shutdown	Shutdown	Off Peak Load GT11 SD Half Block
06/11/2023 09:00	Shutdown	Shutdown	Shutdown	Shutdown	Shutdown	Off Peak Load GT11 SD Half Block
06/11/2023 10:00	Shutdown	Shutdown	Shutdown	Shutdown	Shutdown	Off Peak Load GT11 SD Half Block
06/11/2023 11:00	Shutdown	Shutdown	Shutdown	Shutdown	Shutdown	Off Peak Load GT11 SD Half Block
06/11/2023 12:00	Shutdown	Shutdown	Shutdown	Shutdown	Shutdown	Off Peak Load GT11 SD Half Block
06/11/2023 13:00	Shutdown	Shutdown	Shutdown	Shutdown	Shutdown	Off Peak Load GT11 SD Half Block
06/11/2023 14:00	14.834	314,679	15.007	0.000	3.997	On Peak Load
06/11/2023 15:00	14.796	311,363	14.418	0.000	4.851	On Peak Load
06/11/2023 16:00	14.796	311,236	8.103	0.000	6.120	On Peak Load
06/11/2023 17:00	14.801	317,127	11.222	0.000	5.740	On Peak Load
06/11/2023 18:00	14.780	322,243	2.287	0.000	5.383	On Peak Load
06/11/2023 19:00	14.767	318,549	0.007	0.000	5.322	On Peak Load
06/11/2023 20:00	14.765	319,463	1.496	0.000	5.030	On Peak Load
06/11/2023 21:00	14.780	319,563	0.000	0.000	5.196	On Peak Load
06/11/2023 22:00	14.809	369,903	4.513	0.001	5.791	Off Peak Load
06/11/2023 23:00	14.847	357,533	8.440	0.001	5.602	Off Peak Load GT12 SD Half Block
07/11/2023 00:00	14.843	356,450	3.792	0.001	6.324	Off Peak Load GT12 SD Half Block
07/11/2023 01:00	14.862	355,533	3.096	0.001	8.656	Off Peak Load GT12 SD Half Block
07/11/2023 02:00	14.857	354,266	7.963	0.001	7.991	Off Peak Load GT12 SD Half Block
07/11/2023 03:00	14.850	360,016	1.440	0.001	6.987	Off Peak Load GT12 SD Half Block
07/11/2023 04:00	14.842	353,422	2.459	0.000	7.312	Off Peak Load GT12 SD Half Block
07/11/2023 05:00	14.840	352,559	9.438	0.000	8.790	Off Peak Load GT12 SD Half Block
07/11/2023 06:00	14.852	354,219	7.828	0.000	9.366	Off Peak Load GT12 SD Half Block
07/11/2023 07:00	14.864	354,467	3.564	0.000	8.586	Off Peak Load GT12 SD Half Block
07/11/2023 08:00	14.876	354,587	6.484	0.000	8.253	Off Peak Load GT12 SD Half Block

Site Name: [illegible]
Stack Name: [illegible]
Periodically: [illegible]

	Actual Operation Condition		Emission Concentration for Standardization Comparison			
Date & Time	O2	FLOW @1 ATM 25C	HRSG1_NOx@7%O2	HRSG1_SOx@7%O2	HRSG1_Dust (7%O2)	Remark
	%	m3/hr	ppm	ppm	mg/m3	
07/11/2023 09:00	14.888	360,189	8.863	0.000	6.294	Off Peak Load GT12 SD Half Block
07/11/2023 10:00	14.910	361,146	7.336	0.000	5.401	Off Peak Load GT12 SD Half Block
07/11/2023 11:00	14.933	358,362	5.163	0.000	4.892	Off Peak Load GT12 SD Half Block
07/11/2023 12:00	14.962	362,233	10.859	0.000	4.533	Off Peak Load GT12 SD Half Block
07/11/2023 13:00	14.916	337,933	8.122	0.000	4.233	Off Peak Load
07/11/2023 14:00	14.828	319,764	5.206	0.000	4.686	On Peak Load
07/11/2023 15:00	14.763	313,213	4.171	0.001	6.987	On Peak Load
07/11/2023 16:00	14.779	316,848	0.014	0.001	7.776	On Peak Load
07/11/2023 17:00	14.775	319,387	9.036	0.001	8.429	On Peak Load
07/11/2023 18:00	14.756	317,282	7.045	0.001	10.078	On Peak Load
07/11/2023 19:00	14.770	320,572	7.040	0.001	11.132	On Peak Load
07/11/2023 20:00	14.765	320,860	1.882	0.001	8.693	On Peak Load
07/11/2023 21:00	14.762	317,415	0.380	0.001	9.581	On Peak Load
07/11/2023 22:00	14.766	368,593	6.071	0.002	8.324	Off Peak Load
07/11/2023 23:00	14.831	356,895	8.404	0.001	7.293	Off Peak Load GT12 SD Half Block
08/11/2023 00:00	14.822	354,325	8.906	0.001	6.040	Off Peak Load GT12 SD Half Block
08/11/2023 01:00	14.813	358,372	4.619	0.000	7.591	Off Peak Load GT12 SD Half Block
08/11/2023 02:00	14.804	357,436	8.319	0.000	9.185	Off Peak Load GT12 SD Half Block
08/11/2023 03:00	14.798	350,653	5.772	0.000	8.978	Off Peak Load GT12 SD Half Block
08/11/2023 04:00	14.811	354,773	1.007	0.000	8.544	Off Peak Load GT12 SD Half Block
08/11/2023 05:00	14.808	353,803	9.108	0.000	7.449	Off Peak Load GT12 SD Half Block
08/11/2023 06:00	14.805	350,189	7.558	0.000	8.180	Off Peak Load GT12 SD Half Block
08/11/2023 07:00	14.802	351,860	9.607	0.000	8.460	Off Peak Load GT12 SD Half Block
08/11/2023 08:00	14.848	356,137	10.279	0.000	7.865	Off Peak Load GT12 SD Half Block
08/11/2023 09:00	14.889	356,289	8.637	0.000	6.953	Off Peak Load GT12 SD Half Block
08/11/2023 10:00	14.918	359,361	5.232	0.000	5.911	Off Peak Load GT12 SD Half Block
08/11/2023 11:00	14.947	360,551	10.327	0.000	4.922	Off Peak Load GT12 SD Half Block
08/11/2023 12:00	21.244	360,269	0.000	Anayzer fail	0.000	Off Peak Load GT12 SD Half Block
08/11/2023 13:00	21.286	340,014	0.000	Anayzer fail	0.000	Off Peak Load
08/11/2023 14:00	21.286	315,351	0.000	Anayzer fail	0.000	On Peak Load
08/11/2023 15:00	21.385	326,972	0.000	Anayzer fail	0.000	On Peak Load
08/11/2023 16:00	21.474	325,454	0.000	Anayzer fail	0.000	On Peak Load
08/11/2023 17:00	21.237	322,314	0.000	Anayzer fail	0.000	On Peak Load
08/11/2023 18:00	14.814	318,728	0.000	Anayzer fail	7.481	On Peak Load
08/11/2023 19:00	14.808	315,809	0.001	Anayzer fail	7.203	On Peak Load
08/11/2023 20:00	14.802	321,443	0.000	Anayzer fail	6.134	On Peak Load
08/11/2023 21:00	14.796	317,330	0.003	Anayzer fail	4.955	On Peak Load
08/11/2023 22:00	15.518	210,124	0.018	Anayzer fail	5.728	Off Peak Load
08/11/2023 23:00	Shutdown	Shutdown	Shutdown	Shutdown	Shutdown	Off Peak Load GT11 SD Half Block
09/11/2023 00:00	Shutdown	Shutdown	Shutdown	Shutdown	Shutdown	Off Peak Load GT11 SD Half Block
09/11/2023 01:00	Shutdown	Shutdown	Shutdown	Shutdown	Shutdown	Off Peak Load GT11 SD Half Block
09/11/2023 02:00	Shutdown	Shutdown	Shutdown	Shutdown	Shutdown	Off Peak Load GT11 SD Half Block
09/11/2023 03:00	Shutdown	Shutdown	Shutdown	Shutdown	Shutdown	Off Peak Load GT11 SD Half Block
09/11/2023 04:00	Shutdown	Shutdown	Shutdown	Shutdown	Shutdown	Off Peak Load GT11 SD Half Block
09/11/2023 05:00	Shutdown	Shutdown	Shutdown	Shutdown	Shutdown	Off Peak Load GT11 SD Half Block
09/11/2023 06:00	Shutdown	Shutdown	Shutdown	Shutdown	Shutdown	Off Peak Load GT11 SD Half Block
09/11/2023 07:00	Shutdown	Shutdown	Shutdown	Shutdown	Shutdown	Off Peak Load GT11 SD Half Block
09/11/2023 08:00	Shutdown	Shutdown	Shutdown	Shutdown	Shutdown	Off Peak Load GT11 SD Half Block
09/11/2023 09:00	Shutdown	Shutdown	Shutdown	Shutdown	Shutdown	Off Peak Load GT11 SD Half Block
09/11/2023 10:00	Shutdown	Shutdown	Shutdown	Shutdown	Shutdown	Off Peak Load GT11 SD Half Block
09/11/2023 11:00	Shutdown	Shutdown	Shutdown	Shutdown	Shutdown	Off Peak Load GT11 SD Half Block
09/11/2023 12:00	Shutdown	Shutdown	Shutdown	Shutdown	Shutdown	Off Peak Load GT11 SD Half Block
09/11/2023 13:00	Shutdown	Shutdown	Shutdown	Shutdown	Shutdown	Off Peak Load GT11 SD Half Block
09/11/2023 14:00	14.873	324,144	0.000	Anayzer fail	5.798	On Peak Load
09/11/2023 15:00	14.894	325,756	0.007	Anayzer fail	6.005	On Peak Load
09/11/2023 16:00	14.898	323,065	0.015	Anayzer fail	6.458	On Peak Load
09/11/2023 17:00	14.874	324,751	0.004	Anayzer fail	4.960	On Peak Load
09/11/2023 18:00	14.842	318,750	0.011	Anayzer fail	6.010	On Peak Load
09/11/2023 19:00	14.833	317,292	0.000	Anayzer fail	5.894	On Peak Load
09/11/2023 20:00	14.822	313,604	0.012	Anayzer fail	4.512	On Peak Load
09/11/2023 21:00	14.803	323,390	0.014	Anayzer fail	7.103	On Peak Load
09/11/2023 22:00	14.836	371,172	0.010	Anayzer fail	9.391	Off Peak Load
09/11/2023 23:00	14.884	354,633	0.000	Anayzer fail	8.331	Off Peak Load GT12 SD Half Block
10/11/2023 00:00	14.883	356,254	0.004	Anayzer fail	7.936	Off Peak Load GT12 SD Half Block
10/11/2023 01:00	14.882	352,183	0.000	Anayzer fail	7.412	Off Peak Load GT12 SD Half Block
10/11/2023 02:00	14.881	356,234	0.008	Anayzer fail	7.656	Off Peak Load GT12 SD Half Block
10/11/2023 03:00	14.880	354,858	0.001	Anayzer fail	7.151	Off Peak Load GT12 SD Half Block
10/11/2023 04:00	14.879	351,356	0.010	Anayzer fail	6.026	Off Peak Load GT12 SD Half Block
10/11/2023 05:00	14.878	353,054	0.004	Anayzer fail	6.252	Off Peak Load GT12 SD Half Block
10/11/2023 06:00	14.877	354,204	0.003	Anayzer fail	7.880	Off Peak Load GT12 SD Half Block
10/11/2023 07:00	14.894	354,024	0.000	Anayzer fail	7.298	Off Peak Load GT12 SD Half Block
10/11/2023 08:00	14.924	356,645	0.012	Anayzer fail	7.305	Off Peak Load GT12 SD Half Block
10/11/2023 09:00	14.961	358,239	0.000	Anayzer fail	5.580	Off Peak Load GT12 SD Half Block
10/11/2023 10:00	15.006	360,944	0.005	Anayzer fail	5.224	Off Peak Load GT12 SD Half Block
10/11/2023 11:00	15.009	360,613	0.008	Anayzer fail	4.541	Off Peak Load GT12 SD Half Block
10/11/2023 12:00	14.989	359,711	0.005	Anayzer fail	4.521	Off Peak Load GT12 SD Half Block

Site Name: [illegible]
Stack Name: [illegible]
Periodically: [illegible]

	Actual Operation Condition		Emission Concentration for Standardization Comparison			
Date & Time	O2	FLOW @1 ATM 25C	HRSG1_NOx@7%O2	HRSG1_SOx@7%O2	HRSG1_Dust (7%O2)	Remark
	%	m3/hr	ppm	ppm	mg/m3	
10/11/2023 13:00	14.884	325,897	0.000	Anayzer fail	3.552	Off Peak Load
10/11/2023 14:00	14.837	325,599	0.000	Anayzer fail	4.561	On Peak Load
10/11/2023 15:00	14.830	323,977	0.000	Anayzer fail	6.047	On Peak Load
10/11/2023 16:00	14.792	317,031	0.003	Anayzer fail	6.520	On Peak Load
10/11/2023 17:00	14.799	318,869	0.000	0.001	5.078	On Peak Load
10/11/2023 18:00	14.774	238,474	0.002	0.000	6.746	On Peak Load
10/11/2023 19:00	14.728	238,491	0.009	0.000	7.194	On Peak Load
10/11/2023 20:00	14.742	238,508	0.001	0.000	6.082	On Peak Load
10/11/2023 21:00	14.798	238,524	0.007	0.000	7.283	On Peak Load
10/11/2023 22:00	14.795	238,541	0.000	0.000	8.621	Off Peak Load
10/11/2023 23:00	14.822	238,558	0.003	0.000	7.921	Off Peak Load GT12 SD Half Block
11/11/2023 00:00	14.814	238,575	0.000	0.000	9.305	Off Peak Load GT12 SD Half Block
11/11/2023 01:00	14.806	238,591	0.000	0.001	8.900	Off Peak Load GT12 SD Half Block
11/11/2023 02:00	14.818	238,583	0.006	0.001	8.662	Off Peak Load GT12 SD Half Block
11/11/2023 03:00	14.832	238,573	0.004	0.001	7.834	Off Peak Load GT12 SD Half Block
11/11/2023 04:00	14.830	238,564	0.000	0.002	8.735	Off Peak Load GT12 SD Half Block
11/11/2023 05:00	14.819	238,555	0.007	0.002	9.608	Off Peak Load GT12 SD Half Block
11/11/2023 06:00	14.807	238,545	0.006	0.002	8.651	Off Peak Load GT12 SD Half Block
11/11/2023 07:00	14.802	238,536	0.000	0.003	8.586	Off Peak Load GT12 SD Half Block
11/11/2023 08:00	14.811	238,527	0.006	0.002	9.317	Off Peak Load GT12 SD Half Block
11/11/2023 09:00	14.810	238,519	0.015	0.002	8.530	Off Peak Load GT12 SD Half Block
11/11/2023 10:00	14.839	238,525	0.000	0.001	6.066	Off Peak Load GT12 SD Half Block
11/11/2023 11:00	14.921	238,531	0.000	0.001	5.482	Off Peak Load GT12 SD Half Block
11/11/2023 12:00	14.975	238,536	0.000	0.000	4.620	Off Peak Load GT12 SD Half Block
11/11/2023 13:00	14.950	238,542	0.000	0.000	4.045	Off Peak Load GT12 SD Half Block
11/11/2023 14:00	14.926	238,548	0.014	0.000	4.153	On Peak Load
11/11/2023 15:00	14.909	238,553	0.000	0.000	3.827	On Peak Load
11/11/2023 16:00	14.897	238,559	0.000	0.000	4.079	On Peak Load
11/11/2023 17:00	14.883	238,562	0.016	0.000	3.794	On Peak Load
11/11/2023 18:00	14.842	238,559	0.017	0.000	4.107	On Peak Load
11/11/2023 19:00	14.797	238,557	0.016	0.000	4.400	On Peak Load
11/11/2023 20:00	14.797	238,554	0.000	0.000	4.168	On Peak Load
11/11/2023 21:00	14.790	238,551	0.000	0.000	6.241	On Peak Load
11/11/2023 22:00	15.001	238,549	0.000	0.000	6.865	Off Peak Load
11/11/2023 23:00	Shutdown	Shutdown	Shutdown	Shutdown	Shutdown	Off Peak Load GT11 SD Half Block
12/11/2023 00:00	Shutdown	Shutdown	Shutdown	Shutdown	Shutdown	Off Peak Load GT11 SD Half Block
12/11/2023 01:00	Shutdown	Shutdown	Shutdown	Shutdown	Shutdown	Off Peak Load GT11 SD Half Block
12/11/2023 02:00	Shutdown	Shutdown	Shutdown	Shutdown	Shutdown	Off Peak Load GT11 SD Half Block
12/11/2023 03:00	Shutdown	Shutdown	Shutdown	Shutdown	Shutdown	Off Peak Load GT11 SD Half Block
12/11/2023 04:00	Shutdown	Shutdown	Shutdown	Shutdown	Shutdown	Off Peak Load GT11 SD Half Block
12/11/2023 05:00	Shutdown	Shutdown	Shutdown	Shutdown	Shutdown	Off Peak Load GT11 SD Half Block
12/11/2023 06:00	Shutdown	Shutdown	Shutdown	Shutdown	Shutdown	Off Peak Load GT11 SD Half Block
12/11/2023 07:00	Shutdown	Shutdown	Shutdown	Shutdown	Shutdown	Off Peak Load GT11 SD Half Block
12/11/2023 08:00	Shutdown	Shutdown	Shutdown	Shutdown	Shutdown	Off Peak Load GT11 SD Half Block
12/11/2023 09:00	Shutdown	Shutdown	Shutdown	Shutdown	Shutdown	Off Peak Load GT11 SD Half Block
12/11/2023 10:00	Shutdown	Shutdown	Shutdown	Shutdown	Shutdown	Off Peak Load GT11 SD Half Block
12/11/2023 11:00	Shutdown	Shutdown	Shutdown	Shutdown	Shutdown	Off Peak Load GT11 SD Half Block
12/11/2023 12:00	Shutdown	Shutdown	Shutdown	Shutdown	Shutdown	Off Peak Load GT11 SD Half Block
12/11/2023 13:00	Shutdown	Shutdown	Shutdown	Shutdown	Shutdown	Off Peak Load GT11 SD Half Block
12/11/2023 14:00	Shutdown	Shutdown	Shutdown	Shutdown	Shutdown	Off Peak Load GT11 SD Half Block
12/11/2023 15:00	Shutdown	Shutdown	Shutdown	Shutdown	Shutdown	Off Peak Load GT11 SD Half Block
12/11/2023 16:00	Shutdown	Shutdown	Shutdown	Shutdown	Shutdown	Off Peak Load GT11 SD Half Block
12/11/2023 17:00	Shutdown	Shutdown	Shutdown	Shutdown	Shutdown	Off Peak Load GT11 SD Half Block
15/11/2023 16:00	14.967	325,985	18.503	0.060	3.794	On Peak Load
15/11/2023 17:00	14.911	328,757	14.839	0.000	3.811	On Peak Load
15/11/2023 18:00	14.899	322,351	18.069	0.004	3.871	On Peak Load
15/11/2023 19:00	14.832	321,474	12.358	0.014	3.763	On Peak Load
15/11/2023 20:00	14.859	322,278	14.830	0.002	4.684	On Peak Load
15/11/2023 21:00	14.825	328,328	20.239	0.928	5.145	On Peak Load
15/11/2023 22:00	14.810	323,583	17.953	0.000	5.171	On Peak Load
15/11/2023 23:00	14.698	282,594	12.775	0.002	4.919	Off Peak Load
16/11/2023 00:00	14.717	282,762	15.674	0.010	4.944	Off Peak Load
16/11/2023 01:00	14.722	286,334	17.689	0.095	5.490	Off Peak Load
16/11/2023 02:00	14.734	285,413	18.848	1.086	5.676	Off Peak Load
16/11/2023 03:00	14.726	286,673	6.508	0.004	5.818	Off Peak Load
16/11/2023 04:00	14.716	286,469	17.894	0.467	5.415	Off Peak Load
16/11/2023 05:00	14.747	284,685	17.421	0.480	5.120	Off Peak Load
16/11/2023 06:00	14.748	291,508	13.796	0.003	5.442	Off Peak Load
16/11/2023 07:00	14.740	278,504	18.021	1.040	5.526	Off Peak Load
16/11/2023 08:00	14.802	271,107	12.130	0.005	5.336	Off Peak Load
16/11/2023 09:00	14.796	278,460	15.137	0.011	4.619	Off Peak Load
16/11/2023 10:00	14.852	279,455	29.465	Anayzer fail	4.361	Off Peak Load
16/11/2023 11:00	14.902	276,216	30.380	Anayzer fail	3.865	Off Peak Load
16/11/2023 12:00	14.949	267,655	37.568	Anayzer fail	3.906	Off Peak Load
16/11/2023 13:00	14.943	272,487	35.776	Anayzer fail	3.555	Off Peak Load
16/11/2023 14:00	14.910	310,796	34.204	Anayzer fail	3.579	On Peak Load

Site Name: [illegible]
Stack Name: [illegible]
Periodically: [illegible]

Date & Time	Actual Operation Condition		Emission Concentration for Standardization Comparison			Remark
	O2	FLOW @1 ATM 25C	HRSG1_NOx@7%O2	HRSG1_SOx@7%O2	HRSG1_Dust (7%O2)	
	%	m3/hr	ppm	ppm	mg/m3	
16/11/2023 15:00	14.976	331,689	36.198	Anayzer fail	3.700	On Peak Load
16/11/2023 16:00	14.959	328,015	36.168	Anayzer fail	3.977	On Peak Load
16/11/2023 17:00	14.933	324,740	35.283	Anayzer fail	3.556	On Peak Load
16/11/2023 18:00	14.907	321,545	35.432	Anayzer fail	4.155	On Peak Load
16/11/2023 19:00	14.894	327,476	35.381	Anayzer fail	3.839	On Peak Load
16/11/2023 20:00	14.894	327,299	35.265	Anayzer fail	4.081	On Peak Load
16/11/2023 21:00	14.894	323,409	33.929	Anayzer fail	4.035	On Peak Load
16/11/2023 22:00	14.850	324,399	35.894	Anayzer fail	4.766	On Peak Load
16/11/2023 23:00	14.741	287576.938	32.974	Anayzer fail	4.718	Off Peak Load
17/11/2023 00:00	14.842	276378.313	30.757	Anayzer fail	4.047	Off Peak Load
17/11/2023 01:00	14.804	287267.813	32.968	Anayzer fail	3.958	Off Peak Load
17/11/2023 02:00	14.800	286513.281	33.081	Anayzer fail	4.612	Off Peak Load
17/11/2023 03:00	14.807	289557.000	34.073	Anayzer fail	4.670	Off Peak Load
17/11/2023 04:00	14.816	282628.375	34.697	Anayzer fail	4.288	Off Peak Load
17/11/2023 05:00	14.816	276512.906	34.605	Anayzer fail	4.183	Off Peak Load
17/11/2023 06:00	14.808	280656.688	34.524	Anayzer fail	4.343	Off Peak Load
17/11/2023 07:00	14.821	276535.969	34.861	Anayzer fail	4.121	Off Peak Load
17/11/2023 08:00	14.844	270094.156	42.559	Anayzer fail	4.446	Off Peak Load
17/11/2023 09:00	14.907	272059.125	42.229	Anayzer fail	4.257	Off Peak Load
17/11/2023 10:00	14.951	264,513	51.889	Anayzer fail	4.145	Off Peak Load
17/11/2023 11:00	14.987	260,858	51.797	Anayzer fail	4.244	Off Peak Load
17/11/2023 12:00	14.996	263,371	50.242	Anayzer fail	3.949	Off Peak Load
17/11/2023 13:00	14.967	311,905	36.412	Anayzer fail	4.018	Off Peak Load
17/11/2023 14:00	14.880	315,198	35.627	Anayzer fail	3.725	On Peak Load
17/11/2023 15:00	14.967	311,905	36.412	Anayzer fail	3.922	On Peak Load
17/11/2023 16:00	14.978	313,386	36.750	Anayzer fail	3.880	On Peak Load
17/11/2023 17:00	14.934	307,009	37.237	Anayzer fail	3.657	On Peak Load
17/11/2023 18:00	14.912	313,266	36.264	Anayzer fail	3.826	On Peak Load
17/11/2023 19:00	14.940	314,516	36.419	Anayzer fail	3.991	On Peak Load
17/11/2023 20:00	14.925	313,222	37.893	Anayzer fail	4.091	On Peak Load
17/11/2023 21:00	14.921	321,814	37.383	Anayzer fail	4.368	On Peak Load
17/11/2023 22:00	14.918	315,354	37.549	Anayzer fail	4.230	On Peak Load
17/11/2023 23:00	14.872	272,273	41.055	Anayzer fail	3.980	Off Peak Load
18/11/2023 00:00	14.915	265,403	48.790	Anayzer fail	4.182	Off Peak Load
18/11/2023 01:00	14.853	274,369	38.216	Anayzer fail	4.010	Off Peak Load
18/11/2023 02:00	14.872	277,546	38.739	Anayzer fail	4.161	Off Peak Load
18/11/2023 03:00	14.855	273,444	41.777	Anayzer fail	4.201	Off Peak Load
18/11/2023 04:00	14.873	275,650	42.936	Anayzer fail	4.303	Off Peak Load
18/11/2023 05:00	14.898	272,359	43.323	Anayzer fail	4.136	Off Peak Load
18/11/2023 06:00	14.879	274,513	45.002	Anayzer fail	4.213	Off Peak Load
18/11/2023 07:00	14.913	263,475	53.172	Anayzer fail	4.300	Off Peak Load
18/11/2023 08:00	14.934	261,977	56.146	Anayzer fail	4.437	Off Peak Load
18/11/2023 09:00	14.954	263,015	54.957	Anayzer fail	4.305	Off Peak Load
18/11/2023 10:00	14.980	258,641	56.574	Anayzer fail	4.433	Off Peak Load
18/11/2023 11:00	14.954	266,495	49.877	Anayzer fail	4.158	Off Peak Load
18/11/2023 12:00	15.019	259,316	53.720	Anayzer fail	4.259	Off Peak Load
18/11/2023 13:00	15.050	258,158	55.002	Anayzer fail	4.081	Off Peak Load
18/11/2023 14:00	14.886	309,134	27.610	Anayzer fail	3.923	On Peak Load
18/11/2023 15:00	14.930	314,604	28.483	Anayzer fail	4.072	On Peak Load
18/11/2023 16:00	14.960	313,365	26.243	Anayzer fail	3.886	On Peak Load
18/11/2023 17:00	14.911	310,945	23.282	2.791	3.962	On Peak Load
18/11/2023 18:00	14.899	309,383	23.520	2.854	3.872	On Peak Load
18/11/2023 19:00	14.868	311,823	22.486	1.928	4.116	On Peak Load
18/11/2023 20:00	14.832	312,763	10.279	0.005	4.207	On Peak Load
18/11/2023 21:00	14.830	312,996	16.851	0.002	4.322	On Peak Load
18/11/2023 22:00	14.789	311,190	11.684	0.009	4.512	On Peak Load
18/11/2023 23:00	14.755	279,472	16.333	0.539	4.041	Off Peak Load
19/11/2023 00:00	14.816	271,884	17.875	0.005	4.078	Off Peak Load
19/11/2023 01:00	14.813	272,272	15.239	0.005	4.160	Off Peak Load
19/11/2023 02:00	14.783	274,611	23.437	2.601	4.107	Off Peak Load
19/11/2023 03:00	14.820	269,886	22.216	0.207	4.112	Off Peak Load
19/11/2023 04:00	14.822	273,616	25.692	0.005	4.243	Off Peak Load
19/11/2023 05:00	14.857	265,982	34.586	2.799	4.268	Off Peak Load
19/11/2023 06:00	14.793	268,231	25.975	0.000	4.248	Off Peak Load
19/11/2023 07:00	14.851	266,245	38.349	3.007	4.577	Off Peak Load
19/11/2023 08:00	14.882	259,164	40.774	1.469	4.545	Off Peak Load
19/11/2023 09:00	14.966	254,852	47.572	3.839	4.518	Off Peak Load
19/11/2023 10:00	14.998	255,366	40.705	0.010	4.411	Off Peak Load
19/11/2023 11:00	14.957	259,874	38.246	2.312	4.094	Off Peak Load
19/11/2023 12:00	14.996	259,373	37.714	0.151	4.286	Off Peak Load
19/11/2023 13:00	15.008	258,954	38.797	2.449	4.198	Off Peak Load
19/11/2023 14:00	14.982	259,058	36.106	0.059	3.929	Off Peak Load
19/11/2023 15:00	14.955	265,536	31.974	0.463	3.523	Off Peak Load
19/11/2023 16:00	14.958	261,908	33.354	0.182	3.868	Off Peak Load
19/11/2023 17:00	14.881	264,175	31.971	1.430	3.805	Off Peak Load
19/11/2023 18:00	15.132	237,335	47.100	0.000	4.084	Off Peak Load

Site Name: [illegible]
Stack Name: [illegible]
Periodically: [illegible]

Date & Time	Actual Operation Condition		Emission Concentration for Standardization Comparison			Remark
	O2	FLOW @1 ATM 25C	HRSG1_NOx@7%O2	HRSG1_SOx@7%O2	HRSG1_Dust (7%O2)	
	%	m3/hr	ppm	ppm	mg/m3	
19/11/2023 19:00	14.829	311,647	22.256	2.414	3.943	On Peak Load
19/11/2023 20:00	14.827	312,232	22.164	1.621	3.888	On Peak Load
19/11/2023 21:00	14.899	370,611	26.937	1.482	4.734	On Peak Load
19/11/2023 22:00	14.915	348,134	23.005	1.280	4.510	Off Peak Load GT12 SD Half Block
19/11/2023 23:00	14.940	349718.938	25.395	2.787	4.622	Off Peak Load GT12 SD Half Block
20/11/2023 00:00	14.919	347793.781	21.345	0.428	4.565	Off Peak Load GT12 SD Half Block
20/11/2023 01:00	14.911	344785.531	21.612	0.738	4.531	Off Peak Load GT12 SD Half Block
20/11/2023 02:00	14.903	345480.438	24.568	3.142	4.745	Off Peak Load GT12 SD Half Block
20/11/2023 03:00	14.894	346087.688	23.344	2.191	4.684	Off Peak Load GT12 SD Half Block
20/11/2023 04:00	14.914	345259.219	19.860	0.003	4.826	Off Peak Load GT12 SD Half Block
20/11/2023 05:00	14.914	342259.563	19.804	0.002	4.894	Off Peak Load GT12 SD Half Block
20/11/2023 06:00	14.918	345972.063	18.523	0.003	4.890	Off Peak Load GT12 SD Half Block
20/11/2023 07:00	14.913	343218.188	19.409	0.009	5.334	Off Peak Load GT12 SD Half Block
20/11/2023 08:00	14.932	343511.563	26.744	4.830	5.317	Off Peak Load GT12 SD Half Block
20/11/2023 09:00	14.965	346017.406	21.650	0.512	4.701	Off Peak Load GT12 SD Half Block
20/11/2023 10:00	14.999	349,501	28.826	5.457	4.684	Off Peak Load GT12 SD Half Block
20/11/2023 11:00	15.020	350,103	20.432	0.000	4.588	Off Peak Load GT12 SD Half Block
20/11/2023 12:00	15.035	351,546	26.011	2.528	4.518	Off Peak Load GT12 SD Half Block
20/11/2023 13:00	15.008	360,163	24.839	1.104	4.589	Off Peak Load GT12 SD Half Block
20/11/2023 14:00	14.984	313,067	19.842	0.007	3.923	On Peak Load
20/11/2023 15:00	14.968	323,890	24.322	2.715	3.729	On Peak Load
20/11/2023 16:00	14.973	325,608	17.533	0.006	4.072	On Peak Load
20/11/2023 17:00	14.930	319,386	12.873	0.014	3.681	On Peak Load
20/11/2023 18:00	14.889	319,459	20.916	0.414	3.862	On Peak Load
20/11/2023 19:00	14.882	316,869	21.959	1.515	3.976	On Peak Load
20/11/2023 20:00	14.871	317,051	23.140	3.194	3.871	On Peak Load
20/11/2023 21:00	14.849	320,749	17.540	0.001	4.323	On Peak Load
20/11/2023 22:00	14.951	250,255	24.940	0.013	4.595	Off Peak Load
20/11/2023 23:00	Shutdown	Shutdown	Shutdown	Shutdown	Shutdown	Off Peak Load GT11 SD Half Block
21/11/2023 00:00	Shutdown	Shutdown	Shutdown	Shutdown	Shutdown	Off Peak Load GT11 SD Half Block
21/11/2023 01:00	Shutdown	Shutdown	Shutdown	Shutdown	Shutdown	Off Peak Load GT11 SD Half Block
21/11/2023 02:00	Shutdown	Shutdown	Shutdown	Shutdown	Shutdown	Off Peak Load GT11 SD Half Block
21/11/2023 03:00	Shutdown	Shutdown	Shutdown	Shutdown	Shutdown	Off Peak Load GT11 SD Half Block
21/11/2023 04:00	Shutdown	Shutdown	Shutdown	Shutdown	Shutdown	Off Peak Load GT11 SD Half Block
21/11/2023 05:00	Shutdown	Shutdown	Shutdown	Shutdown	Shutdown	Off Peak Load GT11 SD Half Block
21/11/2023 06:00	Shutdown	Shutdown	Shutdown	Shutdown	Shutdown	Off Peak Load GT11 SD Half Block
21/11/2023 07:00	Shutdown	Shutdown	Shutdown	Shutdown	Shutdown	Off Peak Load GT11 SD Half Block
21/11/2023 08:00	Shutdown	Shutdown	Shutdown	Shutdown	Shutdown	Off Peak Load GT11 SD Half Block
21/11/2023 09:00	Shutdown	Shutdown	Shutdown	Shutdown	Shutdown	Off Peak Load GT11 SD Half Block
21/11/2023 10:00	Shutdown	Shutdown	Shutdown	Shutdown	Shutdown	Off Peak Load GT11 SD Half Block
21/11/2023 11:00	Shutdown	Shutdown	Shutdown	Shutdown	Shutdown	Off Peak Load GT11 SD Half Block
21/11/2023 12:00	Shutdown	Shutdown	Shutdown	Shutdown	Shutdown	Off Peak Load GT11 SD Half Block
21/11/2023 13:00	Shutdown	Shutdown	Shutdown	Shutdown	Shutdown	Off Peak Load GT11 SD Half Block
21/11/2023 14:00	14.940	320,128	30.480	Anayzer fail	4.099	On Peak Load
21/11/2023 15:00	14.998	311,158	29.549	Anayzer fail	3.877	On Peak Load
21/11/2023 16:00	14.994	320,688	27.368	0.003	3.621	On Peak Load
21/11/2023 17:00	14.973	323,451	28.677	0.022	3.943	On Peak Load
21/11/2023 18:00	14.943	317,183	28.398	0.557	3.875	On Peak Load
21/11/2023 19:00	14.929	317,395	23.508	0.002	4.045	On Peak Load
21/11/2023 20:00	14.888	313,815	25.176	0.005	3.755	On Peak Load
21/11/2023 21:00	14.889	322,109	20.454	0.003	3.907	On Peak Load
21/11/2023 22:00	14.849	260,528	15.372	0.001	4.043	Off Peak Load
21/11/2023 23:00	Shutdown	Shutdown	Shutdown	Shutdown	Shutdown	Off Peak Load GT11 SD Half Block
22/11/2023 00:00	Shutdown	Shutdown	Shutdown	Shutdown	Shutdown	Off Peak Load GT11 SD Half Block
22/11/2023 01:00	Shutdown	Shutdown	Shutdown	Shutdown	Shutdown	Off Peak Load GT11 SD Half Block
22/11/2023 02:00	Shutdown	Shutdown	Shutdown	Shutdown	Shutdown	Off Peak Load GT11 SD Half Block
22/11/2023 03:00	Shutdown	Shutdown	Shutdown	Shutdown	Shutdown	Off Peak Load GT11 SD Half Block
22/11/2023 04:00	Shutdown	Shutdown	Shutdown	Shutdown	Shutdown	Off Peak Load GT11 SD Half Block
22/11/2023 05:00	Shutdown	Shutdown	Shutdown	Shutdown	Shutdown	Off Peak Load GT11 SD Half Block
22/11/2023 06:00	Shutdown	Shutdown	Shutdown	Shutdown	Shutdown	Off Peak Load GT11 SD Half Block
22/11/2023 07:00	Shutdown	Shutdown	Shutdown	Shutdown	Shutdown	Off Peak Load GT11 SD Half Block
22/11/2023 08:00	Shutdown	Shutdown	Shutdown	Shutdown	Shutdown	Off Peak Load GT11 SD Half Block
22/11/2023 09:00	Shutdown	Shutdown	Shutdown	Shutdown	Shutdown	Off Peak Load GT11 SD Half Block
22/11/2023 10:00	Shutdown	Shutdown	Shutdown	Shutdown	Shutdown	Off Peak Load GT11 SD Half Block
22/11/2023 11:00	Shutdown	Shutdown	Shutdown	Shutdown	Shutdown	Off Peak Load GT11 SD Half Block
22/11/2023 12:00	Shutdown	Shutdown	Shutdown	Shutdown	Shutdown	Off Peak Load GT11 SD Half Block
22/11/2023 13:00	Shutdown	Shutdown	Shutdown	Shutdown	Shutdown	Off Peak Load GT11 SD Half Block
22/11/2023 14:00	14.994	320,203	30.190	1.625	4.020	On Peak Load
22/11/2023 15:00	15.045	320,421	29.977	0.977	3.961	On Peak Load
22/11/2023 16:00	15.041	327,866	25.282	0.000	3.831	On Peak Load
22/11/2023 17:00	14.949	323,524	26.871	0.055	4.016	On Peak Load
22/11/2023 18:00	14.943	320,230	22.232	0.001	4.234	On Peak Load
22/11/2023 19:00	14.903	318,353	19.113	0.001	3.942	On Peak Load
22/11/2023 20:00	14.887	319,559	16.167	0.001	3.954	On Peak Load
22/11/2023 21:00	14.874	317,322	13.997	0.001	3.810	On Peak Load
22/11/2023 22:00	14.902	368,601	28.475	0.001	4.359	Off Peak Load

Site Name: [illegible]
Stack Name: [illegible]
Periodically: [illegible]

Date & Time	Actual Operation Condition		Emission Concentration for Standardization Comparison			Remark
	O2	FLOW @1 ATM 25C	HRSG1_NOx@7%O2	HRSG1_SOx@7%O2	HRSG1_Dust (7%O2)	
	%	m3/hr	ppm	ppm	mg/m3	
22/11/2023 23:00	14.933	349,957	18.356	0.001	4.010	Off Peak Load GT12 SD Half Block
23/11/2023 00:00	14.918	346,222	16.841	0.001	4.021	Off Peak Load GT12 SD Half Block
23/11/2023 01:00	14.914	351,038	19.292	0.000	4.183	Off Peak Load GT12 SD Half Block
23/11/2023 02:00	14.910	346,021	19.539	0.000	4.707	Off Peak Load GT12 SD Half Block
23/11/2023 03:00	14.897	350,021	19.755	0.001	4.976	Off Peak Load GT12 SD Half Block
23/11/2023 04:00	14.882	345,094	18.466	0.001	5.169	Off Peak Load GT12 SD Half Block
23/11/2023 05:00	14.874	349,876	19.103	0.002	5.691	Off Peak Load GT12 SD Half Block
23/11/2023 06:00	14.876	348,336	17.553	0.002	5.653	Off Peak Load GT12 SD Half Block
23/11/2023 07:00	14.899	345,744	13.947	0.003	5.721	Off Peak Load GT12 SD Half Block
23/11/2023 08:00	14.955	349,978	19.981	0.004	5.823	Off Peak Load GT12 SD Half Block
23/11/2023 09:00	15.011	348,989	22.056	0.004	4.796	Off Peak Load GT12 SD Half Block
23/11/2023 10:00	15.031	352,254	26.093	0.005	4.624	Off Peak Load GT12 SD Half Block
23/11/2023 11:00	15.064	354,177	20.429	0.004	4.447	Off Peak Load GT12 SD Half Block
23/11/2023 12:00	15.053	351,984	23.516	0.004	4.452	Off Peak Load GT12 SD Half Block
23/11/2023 13:00	15.008	332,627	23.770	0.004	4.087	Off Peak Load
23/11/2023 14:00	14.953	320,837	22.153	0.003	4.124	On Peak Load
23/11/2023 15:00	14.971	321,446	21.704	0.003	3.948	On Peak Load
23/11/2023 16:00	14.987	328,032	22.135	0.003	3.830	On Peak Load
23/11/2023 17:00	14.972	323,066	17.278	0.002	4.048	On Peak Load
23/11/2023 18:00	14.936	321,418	24.734	0.002	3.844	On Peak Load
23/11/2023 19:00	14.872	317,345	18.808	0.002	4.053	On Peak Load
23/11/2023 20:00	14.856	317,918	16.562	0.001	3.976	On Peak Load
23/11/2023 21:00	14.844	317,401	18.411	0.001	3.997	On Peak Load
23/11/2023 22:00	14.885	362,608	25.888	0.001	4.734	Off Peak Load
23/11/2023 23:00	14.939	349,117	19.956	0.001	4.050	Off Peak Load GT12 SD Half Block
24/11/2023 00:00	14.918	346,044	16.466	0.000	4.722	Off Peak Load GT12 SD Half Block
24/11/2023 01:00	14.904	347,267	20.923	0.000	4.746	Off Peak Load GT12 SD Half Block
24/11/2023 02:00	14.902	352,074	19.159	0.000	5.165	Off Peak Load GT12 SD Half Block
24/11/2023 03:00	14.901	345,148	11.965	0.000	4.810	Off Peak Load GT12 SD Half Block
24/11/2023 04:00	14.889	348,026	13.711	0.000	4.982	Off Peak Load GT12 SD Half Block
24/11/2023 05:00	14.883	344,357	11.364	0.001	5.556	Off Peak Load GT12 SD Half Block
24/11/2023 06:00	14.895	345,956	8.183	0.001	6.147	Off Peak Load GT12 SD Half Block
24/11/2023 07:00	14.917	347,087	13.449	0.001	6.025	Off Peak Load GT12 SD Half Block
24/11/2023 08:00	14.940	348,016	14.364	0.001	5.460	Off Peak Load GT12 SD Half Block
24/11/2023 09:00	14.962	350,373	17.211	0.001	4.826	Off Peak Load GT12 SD Half Block
24/11/2023 10:00	14.984	348,055	20.884	0.001	4.579	Off Peak Load GT12 SD Half Block
24/11/2023 11:00	15.007	351,590	19.871	0.001	4.229	Off Peak Load GT12 SD Half Block
24/11/2023 12:00	15.049	352,852	18.572	0.001	4.300	Off Peak Load GT12 SD Half Block
24/11/2023 13:00	15.000	327,860	20.183	0.001	3.922	Off Peak Load
24/11/2023 14:00	14.969	315,042	20.720	0.001	3.752	On Peak Load
24/11/2023 15:00	14.964	320,003	22.529	0.000	3.788	On Peak Load
24/11/2023 16:00	14.958	323,425	16.073	0.000	3.382	On Peak Load
24/11/2023 17:00	14.931	319,474	12.928	0.000	3.660	On Peak Load
24/11/2023 18:00	14.878	308,308	14.399	0.000	3.591	On Peak Load
24/11/2023 19:00	14.859	313,812	16.459	0.000	3.469	On Peak Load
24/11/2023 20:00	14.864	315,403	15.681	0.001	3.729	On Peak Load
24/11/2023 21:00	14.865	321,041	16.112	0.001	3.860	On Peak Load
24/11/2023 22:00	14.867	366,194	21.646	0.001	4.151	Off Peak Load
24/11/2023 23:00	14.946	347,351	12.917	0.002	4.104	Off Peak Load GT12 SD Half Block
25/11/2023 00:00	14.935	349,362	21.022	0.002	4.227	Off Peak Load GT12 SD Half Block
25/11/2023 01:00	14.919	347,324	15.697	0.002	4.252	Off Peak Load GT12 SD Half Block
25/11/2023 02:00	14.918	346,734	19.156	0.003	4.635	Off Peak Load GT12 SD Half Block
25/11/2023 03:00	14.928	346,332	12.520	0.003	4.639	Off Peak Load GT12 SD Half Block
25/11/2023 04:00	14.938	346,831	18.034	0.002	4.494	Off Peak Load GT12 SD Half Block
25/11/2023 05:00	14.947	345,999	17.611	0.002	4.557	Off Peak Load GT12 SD Half Block
25/11/2023 06:00	14.956	344,191	18.640	0.002	4.541	Off Peak Load GT12 SD Half Block
25/11/2023 07:00	14.950	344,524	20.201	0.002	4.901	Off Peak Load GT12 SD Half Block
25/11/2023 08:00	14.950	347,735	22.441	0.000	4.780	Off Peak Load GT12 SD Half Block
25/11/2023 09:00	14.950	350,973	17.516	0.001	4.519	Off Peak Load GT12 SD Half Block
25/11/2023 10:00	15.013	348,037	20.028	0.002	4.422	Off Peak Load GT12 SD Half Block
25/11/2023 11:00	15.030	351,202	23.539	0.002	4.470	Off Peak Load GT12 SD Half Block
25/11/2023 12:00	15.032	352,628	21.861	0.003	4.292	Off Peak Load GT12 SD Half Block
25/11/2023 13:00	15.006	334,195	19.097	0.004	3.935	Off Peak Load
25/11/2023 14:00	15.002	317,856	29.425	1.608	3.838	On Peak Load
25/11/2023 15:00	14.976	321,237	33.990	Anayzer fail	3.793	On Peak Load
25/11/2023 16:00	14.950	321,224	33.915	Anayzer fail	3.815	On Peak Load
25/11/2023 17:00	14.957	312,344	31.121	Anayzer fail	3.814	On Peak Load
25/11/2023 18:00	14.932	309,874	34.451	Anayzer fail	3.915	On Peak Load
25/11/2023 19:00	14.916	317,559	34.397	Anayzer fail	4.042	On Peak Load
25/11/2023 20:00	14.941	317,422	34.990	Anayzer fail	4.054	On Peak Load
25/11/2023 21:00	14.922	311,123	34.386	Anayzer fail	4.055	On Peak Load
25/11/2023 22:00	Shutdown	Shutdown	Shutdown	Shutdown	Shutdown	Off Peak Load GT11 SD Half Block
25/11/2023 23:00	Shutdown	Shutdown	Shutdown	Shutdown	Shutdown	Off Peak Load GT11 SD Half Block
26/11/2023 00:00	Shutdown	Shutdown	Shutdown	Shutdown	Shutdown	Off Peak Load GT11 SD Half Block
26/11/2023 01:00	Shutdown	Shutdown	Shutdown	Shutdown	Shutdown	Off Peak Load GT11 SD Half Block
26/11/2023 02:00	Shutdown	Shutdown	Shutdown	Shutdown	Shutdown	Off Peak Load GT11 SD Half Block

Site Name: [illegible]
Stack Name: [illegible]
Periodically: [illegible]

Date & Time	Actual Operation Condition		Emission Concentration for Standardization Comparison			Remark
	O2	FLOW @1 ATM 25C	HRSG1_NOx@7%O2	HRSG1_SOx@7%O2	HRSG1_Dust (7%O2)	
	%	m3/hr	ppm	ppm	mg/m3	
26/11/2023 03:00	Shutdown	Shutdown	Shutdown	Shutdown	Shutdown	Off Peak Load GT11 SD Half Block
26/11/2023 04:00	Shutdown	Shutdown	Shutdown	Shutdown	Shutdown	Off Peak Load GT11 SD Half Block
26/11/2023 05:00	Shutdown	Shutdown	Shutdown	Shutdown	Shutdown	Off Peak Load GT11 SD Half Block
26/11/2023 06:00	Shutdown	Shutdown	Shutdown	Shutdown	Shutdown	Off Peak Load GT11 SD Half Block
26/11/2023 07:00	Shutdown	Shutdown	Shutdown	Shutdown	Shutdown	Off Peak Load GT11 SD Half Block
26/11/2023 08:00	Shutdown	Shutdown	Shutdown	Shutdown	Shutdown	Off Peak Load GT11 SD Half Block
26/11/2023 09:00	Shutdown	Shutdown	Shutdown	Shutdown	Shutdown	Off Peak Load GT11 SD Half Block
26/11/2023 10:00	Shutdown	Shutdown	Shutdown	Shutdown	Shutdown	Off Peak Load GT11 SD Half Block
26/11/2023 11:00	Shutdown	Shutdown	Shutdown	Shutdown	Shutdown	Off Peak Load GT11 SD Half Block
26/11/2023 12:00	Shutdown	Shutdown	Shutdown	Shutdown	Shutdown	Off Peak Load GT11 SD Half Block
26/11/2023 13:00	Shutdown	Shutdown	Shutdown	Shutdown	Shutdown	Off Peak Load GT11 SD Half Block
26/11/2023 14:00	Shutdown	Shutdown	Shutdown	Shutdown	Shutdown	Off Peak Load GT11 SD Half Block
26/11/2023 15:00	Shutdown	Shutdown	Shutdown	Shutdown	Shutdown	Off Peak Load GT11 SD Half Block
26/11/2023 16:00	Shutdown	Shutdown	Shutdown	Shutdown	Shutdown	Off Peak Load GT11 SD Half Block
26/11/2023 17:00	Shutdown	Shutdown	Shutdown	Shutdown	Shutdown	Off Peak Load GT11 SD Half Block
26/11/2023 18:00	Shutdown	Shutdown	Shutdown	Shutdown	Shutdown	Off Peak Load GT11 SD Half Block
26/11/2023 19:00	14.922	322,601	34.765	Anayzer fail	3.699	On Peak Load
26/11/2023 20:00	14.935	317,949	35.426	Anayzer fail	3.299	On Peak Load
26/11/2023 21:00	14.877	314,833	34.073	Anayzer fail	3.698	On Peak Load
26/11/2023 22:00	14.874	270,057	31.230	Anayzer fail	3.785	Off Peak Load
26/11/2023 23:00	14.828	272,575	33.579	Anayzer fail	3.752	Off Peak Load
27/11/2023 00:00	14.818	265,334	41.201	Anayzer fail	5.365	Off Peak Load
27/11/2023 01:00	14.824	269,174	38.615	Anayzer fail	6.806	Off Peak Load
27/11/2023 02:00	14.828	271,073	32.158	Anayzer fail	8.550	Off Peak Load
27/11/2023 03:00	14.837	272,385	35.486	Anayzer fail	7.990	Off Peak Load
27/11/2023 04:00	14.847	272,307	34.795	Anayzer fail	7.456	Off Peak Load
27/11/2023 05:00	14.808	270,380	34.509	Anayzer fail	7.267	Off Peak Load
27/11/2023 06:00	14.851	266,802	42.516	Anayzer fail	7.279	Off Peak Load
27/11/2023 07:00	14.874	268,290	40.070	Anayzer fail	6.697	Off Peak Load
27/11/2023 08:00	14.880	268,071	37.941	Anayzer fail	6.567	Off Peak Load
27/11/2023 09:00	14.871	269,687	38.838	Anayzer fail	5.598	Off Peak Load
27/11/2023 10:00	14.889	272,748	35.277	Anayzer fail	4.932	Off Peak Load
27/11/2023 11:00	14.888	270,885	35.189	Anayzer fail	4.580	Off Peak Load
27/11/2023 12:00	14.977	261,181	44.896	Anayzer fail	4.834	Off Peak Load
27/11/2023 13:00	15.078	255,189	51.993	Anayzer fail	4.648	Off Peak Load
27/11/2023 14:00	14.904	313,907	33.792	Anayzer fail	4.421	On Peak Load
27/11/2023 15:00	14.926	317,158	35.464	Anayzer fail	4.172	On Peak Load
27/11/2023 16:00	14.948	321,467	35.970	Anayzer fail	4.317	On Peak Load
27/11/2023 17:00	14.949	318,584	35.010	Anayzer fail	4.237	On Peak Load
27/11/2023 18:00	14.933	320,567	35.603	Anayzer fail	4.349	On Peak Load
27/11/2023 19:00	14.917	317,796	34.962	Anayzer fail	4.463	On Peak Load
27/11/2023 20:00	14.930	314,316	34.898	Anayzer fail	5.032	On Peak Load
27/11/2023 21:00	14.938	321,444	34.406	Anayzer fail	4.928	On Peak Load
27/11/2023 22:00	14.876	317,479	33.495	Anayzer fail	4.907	On Peak Load
27/11/2023 23:00	14.790	278,626	25.829	Anayzer fail	4.552	Off Peak Load
28/11/2023 00:00	14.808	276,027	22.891	Anayzer fail	4.626	Off Peak Load
28/11/2023 01:00	14.824	282,785	22.810	0.001	4.673	Off Peak Load
28/11/2023 02:00	14.828	280,542	23.235	0.016	4.776	Off Peak Load
28/11/2023 03:00	14.766	284,496	14.632	0.004	4.863	Off Peak Load
28/11/2023 04:00	14.799	276,702	15.335	0.003	4.850	Off Peak Load
28/11/2023 05:00	14.813	272,792	15.414	0.003	4.855	Off Peak Load
28/11/2023 06:00	14.816	272,750	15.224	0.003	4.712	Off Peak Load
28/11/2023 07:00	14.793	284,384	14.789	0.003	4.916	Off Peak Load
28/11/2023 08:00	14.806	270,219	17.336	0.003	4.961	Off Peak Load
28/11/2023 09:00	14.886	272,492	19.224	0.002	4.925	Off Peak Load
28/11/2023 10:00	14.888	268,214	25.437	0.002	4.845	Off Peak Load
28/11/2023 11:00	14.906	263,188	27.686	0.002	4.789	Off Peak Load
28/11/2023 12:00	14.926	264,102	28.356	0.002	4.958	Off Peak Load
28/11/2023 13:00	15.048	250,928	35.446	0.002	4.652	Off Peak Load
28/11/2023 14:00	14.894	309,762	16.282	0.002	4.544	On Peak Load
28/11/2023 15:00	14.962	322,102	19.824	0.002	4.601	On Peak Load
28/11/2023 16:00	14.949	317,612	14.418	0.002	4.527	On Peak Load
28/11/2023 17:00	14.913	316,159	21.904	0.002	4.465	On Peak Load
28/11/2023 18:00	14.878	317,275	18.840	0.002	4.745	On Peak Load
28/11/2023 19:00	14.864	315,038	10.408	0.002	4.329	On Peak Load
28/11/2023 20:00	14.846	312,499	18.821	0.001	4.689	On Peak Load
28/11/2023 21:00	14.857	320,999	16.691	0.001	5.093	On Peak Load
28/11/2023 22:00	14.821	325,178	9.582	0.001	5.023	On Peak Load
28/11/2023 23:00	14.780	288704.594	16.375	0.001	4.802	Off Peak Load
29/11/2023 00:00	14.794	275681.813	14.263	0.001	4.611	Off Peak Load
29/11/2023 01:00	14.818	285590.063	9.451	0.001	4.574	Off Peak Load
29/11/2023 02:00	14.776	279812.344	9.304	0.001	4.754	Off Peak Load
29/11/2023 03:00	14.792	282612.031	17.418	0.000	5.159	Off Peak Load
29/11/2023 04:00	14.780	284705.875	11.898	0.000	5.243	Off Peak Load
29/11/2023 05:00	14.776	285051.375	10.522	0.000	5.486	Off Peak Load
29/11/2023 06:00	14.765	279939.906	10.001	0.000	5.486	Off Peak Load

Site Name: [illegible]
Stack Name: HRSG11
Periodically: [illegible]

	Actual Operation Condition		Emission Concentration for Standardization Comparison			
Date & Time	O2	FLOW @1 ATM 25C	HRSG1_NOx@7%O2	HRSG1_SOx@7%O2	HRSG1_Dust (7%O2)	Remark
	%	m3/hr	ppm	ppm	mg/m3	
29/11/2023 07:00	14.782	276156.219	14.695	0.000	5.971	Off Peak Load
29/11/2023 08:00	14.842	271325.531	23.437	0.000	5.946	Off Peak Load
29/11/2023 09:00	14.816	276500.938	15.982	0.000	5.461	Off Peak Load
29/11/2023 10:00	14.875	274336.875	6.878	0.000	5.129	Off Peak Load
29/11/2023 11:00	14.897	270,359	14.571	0.000	5.448	Off Peak Load
29/11/2023 12:00	14.955	272,304	20.908	0.000	5.306	Off Peak Load
29/11/2023 13:00	15.053	256,153	34.963	0.001	5.420	Off Peak Load
29/11/2023 14:00	14.948	321,703	14.084	0.001	5.502	On Peak Load
29/11/2023 15:00	14.979	323,676	21.932	0.002	5.202	On Peak Load
29/11/2023 16:00	14.991	328,510	18.268	0.002	5.409	On Peak Load
29/11/2023 17:00	14.937	323,375	13.083	0.002	4.907	On Peak Load
29/11/2023 18:00	14.941	324,791	16.387	0.003	5.570	On Peak Load
29/11/2023 19:00	14.886	323,771	17.165	0.002	5.366	On Peak Load
29/11/2023 20:00	14.862	320,222	14.495	0.002	5.112	On Peak Load
29/11/2023 21:00	14.861	325,931	11.142	0.002	5.237	On Peak Load
29/11/2023 22:00	14.824	319,539	14.475	0.001	5.679	On Peak Load
29/11/2023 23:00	14.753	290,950	11.049	0.001	5.643	Off Peak Load
30/11/2023 00:00	14.765	276,738	13.238	0.001	5.526	Off Peak Load
30/11/2023 01:00	14.762	287,955	12.688	0.000	5.583	Off Peak Load
30/11/2023 02:00	14.778	288,625	21.326	0.000	5.524	Off Peak Load
30/11/2023 03:00	14.751	289,384	10.053	0.000	5.902	Off Peak Load
30/11/2023 04:00	14.766	286,651	14.122	0.000	5.859	Off Peak Load
30/11/2023 05:00	14.793	279,030	11.104	0.001	5.581	Off Peak Load
30/11/2023 06:00	14.785	272,811	18.137	0.001	5.596	Off Peak Load
30/11/2023 07:00	14.885	262,048	33.501	0.001	5.975	Off Peak Load
30/11/2023 08:00	15.113	241,952	42.924	0.001	6.493	Off Peak Load
30/11/2023 09:00	15.062	246,009	39.419	0.002	6.094	Off Peak Load
30/11/2023 10:00	15.142	241,178	46.001	0.002	5.929	Off Peak Load
30/11/2023 11:00	15.190	239,973	46.354	0.002	5.800	Off Peak Load
30/11/2023 12:00	15.229	238,672	47.208	0.002	5.753	Off Peak Load
30/11/2023 13:00	15.183	240,860	49.699	0.002	5.514	Off Peak Load
30/11/2023 14:00	14.833	290,800	13.477	0.003	4.912	On Peak Load
30/11/2023 15:00	14.914	294,309	17.472	0.003	4.977	On Peak Load
30/11/2023 16:00	14.888	299,024	8.634	0.003	5.175	On Peak Load
30/11/2023 17:00	14.837	296,898	15.365	0.003	5.375	On Peak Load
30/11/2023 18:00	14.833	301,288	8.276	0.003	5.437	On Peak Load
30/11/2023 19:00	14.796	299,481	11.979	0.003	5.186	On Peak Load
30/11/2023 20:00	14.781	306,207	14.147	0.002	5.131	On Peak Load
30/11/2023 21:00	14.823	310,084	8.790	0.002	5.063	On Peak Load
30/11/2023 22:00	14.792	309,127	12.085	0.001	5.372	On Peak Load
30/11/2023 23:00	14.712	287,565	11.791	0.001	5.449	Off Peak Load
Minimum	14.66	210.124	0.00	0.00	0.00	
Maximum	21.47	372.042	56.67	5.46	11.13	
Avrg	14.93	289.922	16.55	0.17	5.20	
SUM						
			60	6	28	

Site Name: [illegible]
Stack Name: HRSG12
Periodically: [illegible]

	Actual Operation Condition		Emission Concentration for Standardization Comparison			
Date & Time	O2	FLOW @1 ATM 25C	HRSG1_NOx@7%O2	HRSG1_SOx@7%O2	HRSG1_Dust (7%O2)	Remark
	%	m3/hr	ppm	ppm	mg/m3	
01/11/2022 00:00	14.701	290,227	29.569	0.012	9.625	Off Peak Load
01/11/2022 01:00	14.690	291,824	26.062	0.013	9.533	Off Peak Load
01/11/2022 02:00	14.670	296,810	22.802	0.013	9.531	Off Peak Load
01/11/2022 03:00	14.618	296,910	23.129	0.012	9.545	Off Peak Load
01/11/2022 04:00	14.658	300,770	23.779	0.011	9.410	Off Peak Load
01/11/2022 05:00	14.611	299,671	23.480	0.010	9.357	Off Peak Load
01/11/2022 06:00	14.626	294,595	23.270	0.009	8.285	Off Peak Load
01/11/2022 07:00	14.655	298,814	23.289	0.008	6.056	Off Peak Load
01/11/2022 08:00	14.790	290,713	32.613	0.007	5.122	Off Peak Load
01/11/2022 09:00	14.758	300,109	30.882	0.006	4.260	Off Peak Load
01/11/2022 10:00	14.814	294,766	32.534	0.006	3.729	Off Peak Load
01/11/2022 11:00	14.769	310,438	30.693	0.007	3.659	Off Peak Load
01/11/2022 12:00	14.850	300,047	31.538	0.008	2.956	Off Peak Load
01/11/2022 13:00	14.694	306,288	23.993	0.010	2.936	Off Peak Load
01/11/2022 14:00	14.673	334,775	28.624	0.011	3.729	On Peak Load
01/11/2022 15:00	14.706	341,077	30.209	0.012	3.193	On Peak Load
01/11/2022 16:00	14.772	356,554	32.326	0.013	2.823	On Peak Load
01/11/2022 17:00	14.672	342,269	30.227	0.014	2.438	On Peak Load
01/11/2022 18:00	14.682	342,465	30.057	0.015	3.632	On Peak Load
01/11/2022 19:00	14.648	346,259	30.133	0.015	4.242	On Peak Load
01/11/2022 20:00	14.634	344,609	29.328	0.015	3.975	On Peak Load
01/11/2022 21:00	14.638	337,726	28.896	0.014	4.946	On Peak Load
01/11/2022 22:00	14.602	336,252	29.018	0.014	5.909	On Peak Load
01/11/2022 23:00	14.566	308,579	27.281	0.014	6.384	Off Peak Load
02/11/2022 00:00	14.617	299,528	23.343	0.014	8.096	Off Peak Load
02/11/2022 01:00	14.553	305,636	26.274	0.014	8.799	Off Peak Load
02/11/2022 02:00	14.567	303,011	25.543	0.013	9.422	Off Peak Load
02/11/2022 03:00	14.580	304,603	25.763	0.012	6.304	Off Peak Load
02/11/2022 04:00	14.562	311,137	27.038	0.011	6.135	Off Peak Load
02/11/2022 05:00	14.600	298,870	25.587	0.011	6.250	Off Peak Load
02/11/2022 06:00	14.614	320,712	27.298	0.010	6.140	Off Peak Load
02/11/2022 07:00	14.629	308,519	23.625	0.009	5.927	Off Peak Load
02/11/2022 08:00	14.648	310,371	25.834	0.008	5.745	Off Peak Load
02/11/2022 09:00	14.665	307,259	27.892	0.007	6.032	Off Peak Load
02/11/2022 10:00	14.645	305,429	27.760	0.007	5.804	Off Peak Load
02/11/2022 11:00	14.713	301,614	25.651	0.007	5.760	Off Peak Load
02/11/2022 12:00	14.754	298,834	27.628	0.007	5.154	Off Peak Load
02/11/2022 13:00	14.719	306,354	24.933	0.006	5.154	Off Peak Load
02/11/2022 14:00	14.633	341,592	30.264	0.006	5.320	On Peak Load
02/11/2022 15:00	14.751	354,490	31.950	0.006	4.919	On Peak Load
02/11/2022 16:00	14.758	359,609	32.282	0.006	4.186	On Peak Load
02/11/2022 17:00	14.764	359,456	32.514	0.006	4.366	On Peak Load
02/11/2022 18:00	14.708	354,280	30.825	0.006	5.609	On Peak Load
02/11/2022 19:00	14.698	357,533	31.239	0.006	5.581	On Peak Load
02/11/2022 20:00	14.735	392,587	36.812	0.006	5.508	On Peak Load
02/11/2022 21:00	14.643	350,477	30.387	0.006	4.897	On Peak Load
02/11/2022 22:00	14.659	399,209	35.847	0.006	4.839	Off Peak Load
02/11/2022 23:00	14.718	381014.063	30.533	0.006	4.796	Off Peak Load GT11 SD Half Block
03/11/2022 00:00	14.711	377932.938	31.504	0.006	5.803	Off Peak Load GT11 SD Half Block
03/11/2022 01:00	14.704	378725.563	31.282	0.006	5.411	Off Peak Load GT11 SD Half Block
03/11/2022 02:00	14.697	373066.969	28.858	0.007	6.028	Off Peak Load GT11 SD Half Block
03/11/2022 03:00	14.690	373729.031	29.680	0.008	6.315	Off Peak Load GT11 SD Half Block
03/11/2022 04:00	14.683	372608.000	29.436	0.008	5.671	Off Peak Load GT11 SD Half Block
03/11/2022 05:00	14.676	369653.938	30.165	0.009	6.554	Off Peak Load GT11 SD Half Block
03/11/2022 06:00	14.675	366512.688	30.629	0.010	5.737	Off Peak Load GT11 SD Half Block
03/11/2022 07:00	14.694	355554.406	30.406	0.011	6.089	Off Peak Load GT11 SD Half Block
03/11/2022 08:00	14.713	374226.969	31.210	0.012	6.741	Off Peak Load GT11 SD Half Block
03/11/2022 09:00	14.761	375897.344	31.573	0.013	3.962	Off Peak Load GT11 SD Half Block
03/11/2022 10:00	14.822	376,066	33.430	0.013	2.957	Off Peak Load GT11 SD Half Block
03/11/2022 11:00	14.836	362,673	34.831	0.013	3.268	Off Peak Load GT11 SD Half Block
03/11/2022 12:00	14.832	372,499	34.007	0.013	3.334	Off Peak Load GT11 SD Half Block
03/11/2022 13:00	14.776	368,489	32.099	0.012	2.725	Off Peak Load
03/11/2022 14:00	14.708	349,829	33.418	0.012	2.581	On Peak Load
03/11/2022 15:00	14.783	359,306	32.378	0.012	3.545	On Peak Load
03/11/2022 16:00	14.683	354,181	29.649	0.012	4.006	On Peak Load
03/11/2022 17:00	14.684	358,600	29.739	0.012	5.036	On Peak Load
03/11/2022 18:00	14.640	342,088	28.162	0.013	5.191	On Peak Load
03/11/2022 19:00	14.636	345,805	29.638	0.013	6.639	On Peak Load
03/11/2022 20:00	14.623	311,105	26.186	0.013	5.085	On Peak Load
03/11/2022 21:00	14.666	312,979	29.026	0.013	7.430	On Peak Load
03/11/2022 22:00	14.564	345454.719	30.313	0.013	8.037	On Peak Load
03/11/2022 23:00	14.514	323909.625	26.430	0.013	7.342	Off Peak Load
04/11/2022 00:00	14.618	317316.531	23.081	0.013	7.506	Off Peak Load
04/11/2022 01:00	14.561	332181.719	25.860	0.013	7.356	Off Peak Load
04/11/2022 02:00	14.556	327411.438	26.048	0.013	7.357	Off Peak Load
04/11/2022 03:00	14.552	317906.344	26.676	0.012	6.947	Off Peak Load
04/11/2022 04:00	14.541	320447.125	25.678	0.012	7.113	Off Peak Load

Site Name: [illegible]
Stack Name: [illegible]
Periodically: [illegible]

	Actual Operation Condition		Emission Concentration for Standardization Comparison			
Date & Time	O2	FLOW @1 ATM 25C	HRSG1_NOx@7%O2	HRSG1_SOx@7%O2	HRSG1_Dust (7%O2)	Remark
	%	m3/hr	ppm	ppm	mg/m3	
04/11/2022 05:00	14.568	321761.188	25.883	0.012	7.468	Off Peak Load
04/11/2022 06:00	14.584	311588.469	24.823	0.012	8.420	Off Peak Load
04/11/2022 07:00	14.570	322740.406	24.133	0.011	8.159	Off Peak Load
04/11/2022 08:00	14.600	312153.250	24.432	0.011	6.130	Off Peak Load
04/11/2022 09:00	14.625	319292.250	22.719	0.011	4.991	Off Peak Load
04/11/2022 10:00	14.729	318633.750	26.511	0.011	4.369	Off Peak Load
04/11/2022 11:00	14.751	315683.500	24.446	0.011	3.497	Off Peak Load
04/11/2022 12:00	14.729	316573.344	23.393	0.011	3.539	Off Peak Load
04/11/2022 13:00	14.665	352589.000	22.451	0.011	4.248	Off Peak Load
04/11/2022 14:00	14.569	345,464	28.456	0.012	4.962	On Peak Load
04/11/2022 15:00	14.587	337,713	29.502	0.012	6.532	On Peak Load
04/11/2022 16:00	14.576	332,763	29.079	0.011	4.598	On Peak Load
04/11/2022 17:00	14.564	340,356	28.344	0.011	6.410	On Peak Load
04/11/2022 18:00	14.583	337,885	27.866	0.011	5.228	On Peak Load
04/11/2022 19:00	14.592	336,026	27.476	0.011	6.073	On Peak Load
04/11/2022 20:00	14.588	337,589	27.993	0.010	5.345	On Peak Load
04/11/2022 21:00	14.570	343,346	29.617	0.010	4.584	On Peak Load
04/11/2022 22:00	14.563	345014.219	29.329	0.010	3.393	On Peak Load
04/11/2022 23:00	14.500	331732.031	25.414	0.010	3.295	Off Peak Load
05/11/2022 00:00	14.584	313234.938	24.989	0.010	3.766	Off Peak Load
05/11/2022 01:00	14.533	319704.438	26.675	0.011	6.632	Off Peak Load
05/11/2022 02:00	14.542	328294.969	27.650	0.011	3.541	Off Peak Load
05/11/2022 03:00	14.528	319406.688	24.861	0.011	3.124	Off Peak Load
05/11/2022 04:00	14.553	319299.563	25.939	0.012	3.838	Off Peak Load
05/11/2022 05:00	14.575	315219.656	23.703	0.012	6.190	Off Peak Load
05/11/2022 06:00	14.606	314016.281	22.591	0.013	7.609	Off Peak Load
05/11/2022 07:00	14.592	314689.594	21.947	0.013	6.326	Off Peak Load
05/11/2022 08:00	14.665	302017.156	29.385	0.012	6.514	Off Peak Load
05/11/2022 09:00	14.724	307885.438	30.185	0.011	6.036	Off Peak Load
05/11/2022 10:00	14.761	310489.813	29.442	0.010	5.358	Off Peak Load
05/11/2022 11:00	14.731	314703.875	30.029	0.009	3.525	Off Peak Load
05/11/2022 12:00	14.751	317001.000	28.630	0.008	3.290	Off Peak Load
05/11/2022 13:00	14.795	319126.375	26.360	0.007	3.492	Off Peak Load
05/11/2022 14:00	14.787	317,371	29.251	0.006	3.848	Off Peak Load
05/11/2022 15:00	14.734	321,478	23.249	0.005	3.329	Off Peak Load
05/11/2022 16:00	14.701	302,915	25.144	0.006	2.040	Off Peak Load
05/11/2022 17:00	14.682	294,436	27.700	0.007	6.201	Off Peak Load
05/11/2022 18:00	14.941	284,078	46.506	0.008	6.449	Off Peak Load
05/11/2022 19:00	14.583	333,576	30.086	0.009	6.395	On Peak Load
05/11/2022 20:00	14.553	335,628	28.760	0.010	6.977	On Peak Load
05/11/2022 21:00	14.709	390,304	30.681	0.011	6.244	Off Peak Load
05/11/2022 22:00	14.682	371,518	31.131	0.012	6.233	Off Peak Load GT11 SD Half Block
05/11/2022 23:00	14.684	371825.594	30.947	0.013	5.380	Off Peak Load GT11 SD Half Block
06/11/2022 00:00	14.686	368744.000	31.198	0.013	5.949	Off Peak Load GT11 SD Half Block
06/11/2022 01:00	14.689	374528.406	30.057	0.013	5.412	Off Peak Load GT11 SD Half Block
06/11/2022 02:00	14.691	370893.344	30.050	0.013	5.004	Off Peak Load GT11 SD Half Block
06/11/2022 03:00	14.693	371286.594	30.337	0.013	7.655	Off Peak Load GT11 SD Half Block
06/11/2022 04:00	14.695	371884.500	30.699	0.013	8.374	Off Peak Load GT11 SD Half Block
06/11/2022 05:00	14.697	364730.125	30.474	0.013	6.464	Off Peak Load GT11 SD Half Block
06/11/2022 06:00	14.691	369278.375	32.259	0.013	6.179	Off Peak Load GT11 SD Half Block
06/11/2022 07:00	14.683	371300.250	31.391	0.013	6.663	Off Peak Load GT11 SD Half Block
06/11/2022 08:00	14.676	376772.281	30.024	0.013	6.199	Off Peak Load GT11 SD Half Block
06/11/2022 09:00	14.730	378691.594	31.081	0.013	5.630	Off Peak Load GT11 SD Half Block
06/11/2022 10:00	14.796	387,312	33.154	0.013	4.436	Off Peak Load GT11 SD Half Block
06/11/2022 11:00	14.790	388,147	33.513	0.013	4.379	Off Peak Load GT11 SD Half Block
06/11/2022 12:00	14.823	390,437	34.034	0.013	3.359	Off Peak Load GT11 SD Half Block
06/11/2022 13:00	14.769	368,299	32.854	0.013	4.191	Off Peak Load
06/11/2022 14:00	14.633	339,140	29.904	0.013	3.204	On Peak Load
06/11/2022 15:00	14.609	338,317	28.763	0.013	4.648	On Peak Load
06/11/2022 16:00	14.609	339,598	30.005	0.014	7.072	On Peak Load
06/11/2022 17:00	14.591	341,041	28.836	0.014	6.861	On Peak Load
06/11/2022 18:00	14.604	349,156	28.489	0.015	6.389	On Peak Load
06/11/2022 19:00	14.582	349,767	29.529	0.015	6.561	On Peak Load
06/11/2022 20:00	14.591	347,247	27.630	0.016	5.880	On Peak Load
06/11/2022 21:00	14.566	344,776	28.791	0.017	6.088	On Peak Load
06/11/2022 22:00	Shutdown	Shutdown	Shutdown	Shutdown	Shutdown	Off Peak Load GT12 SD Half Block
06/11/2022 23:00	Shutdown	Shutdown	Shutdown	Shutdown	Shutdown	Off Peak Load GT12 SD Half Block
07/11/2022 00:00	Shutdown	Shutdown	Shutdown	Shutdown	Shutdown	Off Peak Load GT12 SD Half Block
07/11/2022 01:00	Shutdown	Shutdown	Shutdown	Shutdown	Shutdown	Off Peak Load GT12 SD Half Block
07/11/2022 02:00	Shutdown	Shutdown	Shutdown	Shutdown	Shutdown	Off Peak Load GT12 SD Half Block
07/11/2022 03:00	Shutdown	Shutdown	Shutdown	Shutdown	Shutdown	Off Peak Load GT12 SD Half Block
07/11/2022 04:00	Shutdown	Shutdown	Shutdown	Shutdown	Shutdown	Off Peak Load GT12 SD Half Block
07/11/2022 05:00	Shutdown	Shutdown	Shutdown	Shutdown	Shutdown	Off Peak Load GT12 SD Half Block
07/11/2022 06:00	Shutdown	Shutdown	Shutdown	Shutdown	Shutdown	Off Peak Load GT12 SD Half Block
07/11/2022 07:00	Shutdown	Shutdown	Shutdown	Shutdown	Shutdown	Off Peak Load GT12 SD Half Block
07/11/2022 08:00	Shutdown	Shutdown	Shutdown	Shutdown	Shutdown	Off Peak Load GT12 SD Half Block

Site Name: [illegible]
Stack Name: [illegible]
Periodically: [illegible]

	Actual Operation Condition		Emission Concentration for Standardization Comparison			
Date & Time	O2	FLOW @1 ATM 25C	HRSG1_NOx@7%O2	HRSG1_SOx@7%O2	HRSG1_Dust (7%O2)	Remark
	%	m3/hr	ppm	ppm	mg/m3	
07/11/2022 09:00	Shutdown	Shutdown	Shutdown	Shutdown	Shutdown	Off Peak Load GT12 SD Half Block
07/11/2022 10:00	Shutdown	Shutdown	Shutdown	Shutdown	Shutdown	Off Peak Load GT12 SD Half Block
07/11/2022 11:00	Shutdown	Shutdown	Shutdown	Shutdown	Shutdown	Off Peak Load GT12 SD Half Block
07/11/2022 12:00	Shutdown	Shutdown	Shutdown	Shutdown	Shutdown	Off Peak Load GT12 SD Half Block
07/11/2022 13:00	Shutdown	Shutdown	Shutdown	Shutdown	Shutdown	Off Peak Load GT12 SD Half Block
07/11/2022 14:00	14.563	348,428	33.486	0.012	3.973	On Peak Load
07/11/2022 15:00	14.592	338,906	34.993	0.011	6.724	On Peak Load
07/11/2022 16:00	14.581	315,886	36.015	0.012	6.642	On Peak Load
07/11/2022 17:00	14.597	335,598	30.608	0.013	6.077	On Peak Load
07/11/2022 18:00	14.558	335,247	29.724	0.013	9.494	On Peak Load
07/11/2022 19:00	14.578	338,503	30.489	0.014	13.911	On Peak Load
07/11/2022 20:00	14.571	334,041	31.418	0.015	7.430	On Peak Load
07/11/2022 21:00	14.583	331,265	31.065	0.016	9.337	On Peak Load
07/11/2022 22:00	Shutdown	Shutdown	Shutdown	Shutdown	Shutdown	Off Peak Load GT12 SD Half Block
07/11/2022 23:00	Shutdown	Shutdown	Shutdown	Shutdown	Shutdown	Off Peak Load GT12 SD Half Block
08/11/2022 00:00	Shutdown	Shutdown	Shutdown	Shutdown	Shutdown	Off Peak Load GT12 SD Half Block
08/11/2022 01:00	Shutdown	Shutdown	Shutdown	Shutdown	Shutdown	Off Peak Load GT12 SD Half Block
08/11/2022 02:00	Shutdown	Shutdown	Shutdown	Shutdown	Shutdown	Off Peak Load GT12 SD Half Block
08/11/2022 03:00	Shutdown	Shutdown	Shutdown	Shutdown	Shutdown	Off Peak Load GT12 SD Half Block
08/11/2022 04:00	Shutdown	Shutdown	Shutdown	Shutdown	Shutdown	Off Peak Load GT12 SD Half Block
08/11/2022 05:00	Shutdown	Shutdown	Shutdown	Shutdown	Shutdown	Off Peak Load GT12 SD Half Block
08/11/2022 06:00	Shutdown	Shutdown	Shutdown	Shutdown	Shutdown	Off Peak Load GT12 SD Half Block
08/11/2022 07:00	Shutdown	Shutdown	Shutdown	Shutdown	Shutdown	Off Peak Load GT12 SD Half Block
08/11/2022 08:00	Shutdown	Shutdown	Shutdown	Shutdown	Shutdown	Off Peak Load GT12 SD Half Block
08/11/2022 09:00	Shutdown	Shutdown	Shutdown	Shutdown	Shutdown	Off Peak Load GT12 SD Half Block
08/11/2022 10:00	Shutdown	Shutdown	Shutdown	Shutdown	Shutdown	Off Peak Load GT12 SD Half Block
08/11/2022 11:00	Shutdown	Shutdown	Shutdown	Shutdown	Shutdown	Off Peak Load GT12 SD Half Block
08/11/2022 12:00	Shutdown	Shutdown	Shutdown	Shutdown	Shutdown	Off Peak Load GT12 SD Half Block
08/11/2022 13:00	Shutdown	Shutdown	Shutdown	Shutdown	Shutdown	Off Peak Load GT12 SD Half Block
08/11/2022 14:00	14.708	349,513	33.559	0.015	4.168	On Peak Load
08/11/2022 15:00	14.677	412,093	34.542	0.015	2.573	On Peak Load
08/11/2022 16:00	14.659	345,876	35.744	0.015	5.687	On Peak Load
08/11/2022 17:00	14.653	340,023	34.580	0.015	9.158	On Peak Load
08/11/2022 18:00	14.650	340,554	28.996	0.014	8.086	On Peak Load
08/11/2022 19:00	14.649	335,740	29.042	0.014	6.302	On Peak Load
08/11/2022 20:00	14.612	343,348	29.531	0.014	5.449	On Peak Load
08/11/2022 21:00	14.634	341,558	29.976	0.013	3.884	On Peak Load
08/11/2022 22:00	14.744	395,394	35.384	0.013	4.551	Off Peak Load
08/11/2022 23:00	14.758	378,133	30.965	0.013	4.780	Off Peak Load GT11 SD Half Block
09/11/2022 00:00	14.751	371,494	30.298	0.013	6.197	Off Peak Load GT11 SD Half Block
09/11/2022 01:00	14.744	375,901	31.123	0.012	7.732	Off Peak Load GT11 SD Half Block
09/11/2022 02:00	14.736	378,628	30.934	0.012	8.689	Off Peak Load GT11 SD Half Block
09/11/2022 03:00	14.729	373,770	30.906	0.012	7.728	Off Peak Load GT11 SD Half Block
09/11/2022 04:00	14.725	370,377	30.962	0.012	9.293	Off Peak Load GT11 SD Half Block
09/11/2022 05:00	14.732	360,139	30.499	0.011	6.910	Off Peak Load GT11 SD Half Block
09/11/2022 06:00	14.738	357,247	30.558	0.011	8.451	Off Peak Load GT11 SD Half Block
09/11/2022 07:00	14.745	371,354	30.695	0.012	8.986	Off Peak Load GT11 SD Half Block
09/11/2022 08:00	14.752	373,697	29.834	0.012	8.087	Off Peak Load GT11 SD Half Block
09/11/2022 09:00	14.759	372,826	29.653	0.012	7.216	Off Peak Load GT11 SD Half Block
09/11/2022 10:00	14.787	363,737	31.422	0.012	5.841	Off Peak Load GT11 SD Half Block
09/11/2022 11:00	14.823	371,454	30.956	0.013	5.288	Off Peak Load GT11 SD Half Block
09/11/2022 12:00	14.835	371,850	33.008	0.013	4.486	Off Peak Load GT11 SD Half Block
09/11/2022 13:00	14.741	344,006	30.755	0.013	6.187	Off Peak Load
09/11/2022 14:00	14.685	350,003	29.108	0.013	6.858	On Peak Load
09/11/2022 15:00	14.708	354,788	30.816	0.012	5.829	On Peak Load
09/11/2022 16:00	14.683	352,197	28.872	0.012	9.410	On Peak Load
09/11/2022 17:00	14.655	350,591	28.378	0.011	0.000	On Peak Load
09/11/2022 18:00	14.664	340,836	28.318	0.011	9.795	On Peak Load
09/11/2022 19:00	14.642	343,795	27.790	0.010	10.248	On Peak Load
09/11/2022 20:00	14.645	335,831	28.120	0.010	9.045	On Peak Load
09/11/2022 21:00	14.610	336,072	28.698	0.010	7.486	On Peak Load
09/11/2022 22:00	15.209	277,215	46.724	0.021	8.867	Off Peak Load
09/11/2022 23:00	Shutdown	Shutdown	Shutdown	Shutdown	Shutdown	Off Peak Load GT12 SD Half Block
10/11/2022 00:00	Shutdown	Shutdown	Shutdown	Shutdown	Shutdown	Off Peak Load GT12 SD Half Block
10/11/2022 01:00	Shutdown	Shutdown	Shutdown	Shutdown	Shutdown	Off Peak Load GT12 SD Half Block
10/11/2022 02:00	Shutdown	Shutdown	Shutdown	Shutdown	Shutdown	Off Peak Load GT12 SD Half Block
10/11/2022 03:00	Shutdown	Shutdown	Shutdown	Shutdown	Shutdown	Off Peak Load GT12 SD Half Block
10/11/2022 04:00	Shutdown	Shutdown	Shutdown	Shutdown	Shutdown	Off Peak Load GT12 SD Half Block
10/11/2022 05:00	Shutdown	Shutdown	Shutdown	Shutdown	Shutdown	Off Peak Load GT12 SD Half Block
10/11/2022 06:00	Shutdown	Shutdown	Shutdown	Shutdown	Shutdown	Off Peak Load GT12 SD Half Block
10/11/2022 07:00	Shutdown	Shutdown	Shutdown	Shutdown	Shutdown	Off Peak Load GT12 SD Half Block
10/11/2022 08:00	Shutdown	Shutdown	Shutdown	Shutdown	Shutdown	Off Peak Load GT12 SD Half Block
10/11/2022 09:00	Shutdown	Shutdown	Shutdown	Shutdown	Shutdown	Off Peak Load GT12 SD Half Block
10/11/2022 10:00	Shutdown	Shutdown	Shutdown	Shutdown	Shutdown	Off Peak Load GT12 SD Half Block
10/11/2022 11:00	Shutdown	Shutdown	Shutdown	Shutdown	Shutdown	Off Peak Load GT12 SD Half Block
10/11/2022 12:00	Shutdown	Shutdown	Shutdown	Shutdown	Shutdown	Off Peak Load GT12 SD Half Block

Site Name: [illegible]
Stack Name: [illegible]
Periodically: [illegible]

	Actual Operation Condition		Emission Concentration for Standardization Comparison			
Date & Time	O2	FLOW @1 ATM 25C	HRSG1_NOx@7%O2	HRSG1_SOx@7%O2	HRSG1_Dust (7%O2)	Remark
	%	m3/hr	ppm	ppm	mg/m3	
10/11/2022 13:00	Shutdown	Shutdown	Shutdown	Shutdown	Shutdown	Off Peak Load GT12 SD Half Block
10/11/2022 14:00	14.631	363,864	30.655	0.016	4.999	On Peak Load
10/11/2022 15:00	14.649	344,829	33.656	0.015	5.307	On Peak Load
10/11/2022 16:00	14.656	339,615	27.887	0.014	5.871	On Peak Load
10/11/2022 17:00	14.656	353,491	28.780	0.013	4.015	On Peak Load
10/11/2022 18:00	14.646	340,086	28.782	0.013	5.401	On Peak Load
10/11/2022 19:00	14.626	336,024	27.960	0.012	6.999	On Peak Load
10/11/2022 20:00	14.614	333,837	27.020	0.011	5.521	On Peak Load
10/11/2022 21:00	14.626	338,266	27.429	0.010	6.569	On Peak Load
10/11/2022 22:00	14.990	288,624	28.036	0.018	7.912	Off Peak Load
10/11/2022 23:00	Shutdown	Shutdown	Shutdown	Shutdown	Shutdown	Off Peak Load GT12 SD Half Block
11/11/2022 00:00	Shutdown	Shutdown	Shutdown	Shutdown	Shutdown	Off Peak Load GT12 SD Half Block
11/11/2022 01:00	Shutdown	Shutdown	Shutdown	Shutdown	Shutdown	Off Peak Load GT12 SD Half Block
11/11/2022 02:00	Shutdown	Shutdown	Shutdown	Shutdown	Shutdown	Off Peak Load GT12 SD Half Block
11/11/2022 03:00	Shutdown	Shutdown	Shutdown	Shutdown	Shutdown	Off Peak Load GT12 SD Half Block
11/11/2022 04:00	Shutdown	Shutdown	Shutdown	Shutdown	Shutdown	Off Peak Load GT12 SD Half Block
11/11/2022 05:00	Shutdown	Shutdown	Shutdown	Shutdown	Shutdown	Off Peak Load GT12 SD Half Block
11/11/2022 06:00	Shutdown	Shutdown	Shutdown	Shutdown	Shutdown	Off Peak Load GT12 SD Half Block
11/11/2022 07:00	Shutdown	Shutdown	Shutdown	Shutdown	Shutdown	Off Peak Load GT12 SD Half Block
11/11/2022 08:00	Shutdown	Shutdown	Shutdown	Shutdown	Shutdown	Off Peak Load GT12 SD Half Block
11/11/2022 09:00	Shutdown	Shutdown	Shutdown	Shutdown	Shutdown	Off Peak Load GT12 SD Half Block
11/11/2022 10:00	Shutdown	Shutdown	Shutdown	Shutdown	Shutdown	Off Peak Load GT12 SD Half Block
11/11/2022 11:00	Shutdown	Shutdown	Shutdown	Shutdown	Shutdown	Off Peak Load GT12 SD Half Block
11/11/2022 12:00	Shutdown	Shutdown	Shutdown	Shutdown	Shutdown	Off Peak Load GT12 SD Half Block
11/11/2022 13:00	Shutdown	Shutdown	Shutdown	Shutdown	Shutdown	Off Peak Load GT12 SD Half Block
11/11/2022 14:00	14.730	364,294	33.519	0.015	3.765	On Peak Load
11/11/2022 15:00	14.719	355,107	35.156	0.015	3.128	On Peak Load
11/11/2022 16:00	14.761	355,744	35.774	0.015	3.404	On Peak Load
11/11/2022 17:00	14.717	358,811	35.593	0.015	2.864	On Peak Load
11/11/2022 18:00	14.680	348,697	34.480	0.014	2.871	On Peak Load
11/11/2022 19:00	14.668	350,373	35.034	0.014	4.415	On Peak Load
11/11/2022 20:00	14.608	345,918	33.964	0.014	4.706	On Peak Load
11/11/2022 21:00	14.658	346,766	29.901	0.014	6.351	On Peak Load
11/11/2022 22:00	14.763	389,339	36.321	0.014	8.551	Off Peak Load
11/11/2022 23:00	14.725	377,323	30.921	0.014	9.724	Off Peak Load GT11 SD Half Block
12/11/2022 00:00	14.723	377,273	31.273	0.013	10.393	Off Peak Load GT11 SD Half Block
12/11/2022 01:00	14.722	365,896	29.789	0.013	7.507	Off Peak Load GT11 SD Half Block
12/11/2022 02:00	14.721	354,150	31.189	0.012	9.463	Off Peak Load GT11 SD Half Block
12/11/2022 03:00	14.719	365,155	30.523	0.012	13.492	Off Peak Load GT11 SD Half Block
12/11/2022 04:00	14.718	369,644	29.737	0.011	10.923	Off Peak Load GT11 SD Half Block
12/11/2022 05:00	14.717	375,069	31.035	0.011	11.864	Off Peak Load GT11 SD Half Block
12/11/2022 06:00	14.715	371,330	31.509	0.011	12.224	Off Peak Load GT11 SD Half Block
12/11/2022 07:00	14.721	367,025	30.855	0.011	7.432	Off Peak Load GT11 SD Half Block
12/11/2022 08:00	14.744	367,797	29.913	0.012	7.757	Off Peak Load GT11 SD Half Block
12/11/2022 09:00	14.767	377,597	30.684	0.012	7.453	Off Peak Load GT11 SD Half Block
12/11/2022 10:00	14.783	372,921	31.514	0.013	5.660	Off Peak Load GT11 SD Half Block
12/11/2022 11:00	14.790	380,361	31.864	0.014	4.507	Off Peak Load GT11 SD Half Block
12/11/2022 12:00	14.797	385,827	31.054	0.014	4.600	Off Peak Load GT11 SD Half Block
12/11/2022 13:00	14.796	379,817	30.790	0.015	4.929	Off Peak Load GT11 SD Half Block
12/11/2022 14:00	14.795	383,722	30.962	0.015	5.071	Off Peak Load GT11 SD Half Block
12/11/2022 15:00	14.803	384,037	31.520	0.015	4.733	Off Peak Load GT11 SD Half Block
12/11/2022 16:00	14.829	390,905	31.443	0.015	4.751	Off Peak Load GT11 SD Half Block
12/11/2022 17:00	14.842	391,407	31.569	0.014	4.397	Off Peak Load GT11 SD Half Block
12/11/2022 18:00	14.761	404,396	32.090	0.014	4.315	Off Peak Load
12/11/2022 19:00	14.660	345,952	28.524	0.014	4.680	On Peak Load
12/11/2022 20:00	14.574	338,321	25.589	0.014	5.660	On Peak Load
12/11/2022 21:00	14.577	326,536	26.488	0.014	8.532	On Peak Load
12/11/2022 22:00	14.680	300,552	22.437	0.014	6.507	Off Peak Load
12/11/2022 23:00	14.699	302,860	29.085	0.014	7.343	Off Peak Load
13/11/2022 00:00	14.730	298,717	29.404	0.013	7.642	Off Peak Load
13/11/2022 01:00	14.689	293,098	28.906	0.013	7.279	Off Peak Load
13/11/2022 02:00	14.678	302,918	23.875	0.013	7.941	Off Peak Load
13/11/2022 03:00	14.696	308,451	21.810	0.013	6.600	Off Peak Load
13/11/2022 04:00	14.670	311,077	22.328	0.013	7.162	Off Peak Load
13/11/2022 05:00	14.686	301,545	27.355	0.012	6.949	Off Peak Load
13/11/2022 06:00	14.735	295,046	30.098	0.012	6.894	Off Peak Load
13/11/2022 07:00	14.671	305,520	24.253	0.011	8.301	Off Peak Load
13/11/2022 08:00	14.714	314,032	27.695	0.011	6.888	Off Peak Load
13/11/2022 09:00	14.665	312,820	21.855	0.010	5.934	Off Peak Load
13/11/2022 10:00	14.766	317,156	21.812	0.009	5.092	Off Peak Load
13/11/2022 11:00	14.710	328,910	25.309	0.009	4.453	Off Peak Load
13/11/2022 12:00	14.835	318,044	29.725	0.008	3.523	Off Peak Load
13/11/2022 13:00	14.839	323,279	30.075	0.008	3.170	Off Peak Load
13/11/2022 14:00	14.716	352,815	28.449	0.008	3.962	On Peak Load
13/11/2022 15:00	14.760	357,580	29.704	0.009	3.917	On Peak Load
13/11/2022 16:00	14.804	360,715	30.695	0.010	3.524	On Peak Load

Site Name: [illegible]
Stack Name: [illegible]
Periodically: [illegible]

	Actual Operation Condition		Emission Concentration for Standardization Comparison			
Date & Time	O2	FLOW @1 ATM 25C	HRSG1_NOx@7%O2	HRSG1_SOx@7%O2	HRSG1_Dust (7%O2)	Remark
	%	m3/hr	ppm	ppm	mg/m3	
13/11/2022 17:00	14.797	363,329	29.292	0.010	3.253	On Peak Load
13/11/2022 18:00	14.707	349,641	29.247	0.011	3.418	On Peak Load
13/11/2022 19:00	14.689	354,106	28.590	0.012	5.612	On Peak Load
13/11/2022 20:00	14.678	355,315	27.366	0.012	4.775	On Peak Load
13/11/2022 21:00	14.708	354,515	28.754	0.013	4.392	On Peak Load
13/11/2022 22:00	14.618	358,408	27.420	0.013	5.703	On Peak Load
13/11/2022 23:00	14.591	328721.469	24.657	0.012	6.651	Off Peak Load
14/11/2022 00:00	14.619	307029.156	23.262	0.012	6.421	Off Peak Load
14/11/2022 01:00	14.576	321453.250	24.666	0.012	6.702	Off Peak Load
14/11/2022 02:00	14.570	324945.875	24.241	0.012	4.886	Off Peak Load
14/11/2022 03:00	14.586	317403.844	25.024	0.012	5.678	Off Peak Load
14/11/2022 04:00	14.609	314819.531	25.319	0.012	6.156	Off Peak Load
14/11/2022 05:00	14.605	323132.125	24.780	0.012	5.189	Off Peak Load
14/11/2022 06:00	14.624	313546.063	23.394	0.012	5.318	Off Peak Load
14/11/2022 07:00	14.643	323602.500	25.197	0.012	5.839	Off Peak Load
14/11/2022 08:00	14.659	315076.938	22.483	0.012	5.623	Off Peak Load
14/11/2022 09:00	14.679	317363.938	24.731	0.012	5.746	Off Peak Load
14/11/2022 10:00	14.761	323351.563	26.060	0.012	4.093	Off Peak Load
14/11/2022 11:00	14.716	318277.594	21.915	0.012	4.315	Off Peak Load
14/11/2022 12:00	14.804	317665.781	26.208	0.012	4.882	Off Peak Load
14/11/2022 13:00	14.782	311836.063	21.930	0.013	3.312	Off Peak Load
14/11/2022 14:00	14.727	344634.625	28.461	0.013	3.723	On Peak Load
14/11/2022 15:00	14.779	360512.281	29.503	0.013	4.147	On Peak Load
14/11/2022 16:00	14.777	353003.594	29.851	0.013	3.784	On Peak Load
14/11/2022 17:00	14.739	359944.594	29.282	0.014	4.250	On Peak Load
14/11/2022 18:00	14.716	346556.625	28.346	0.014	4.683	On Peak Load
14/11/2022 19:00	14.697	343,679	27.365	0.014	5.210	On Peak Load
14/11/2022 20:00	14.727	341,298	27.910	0.014	6.412	On Peak Load
14/11/2022 21:00	14.699	339,778	27.969	0.014	0.000	On Peak Load
14/11/2022 22:00	14.638	343,312	26.906	0.013	7.747	On Peak Load
14/11/2022 23:00	14.602	317066.688	24.581	0.012	8.689	Off Peak Load
15/11/2022 00:00	14.609	314968.375	22.149	0.010	9.344	Off Peak Load
15/11/2022 01:00	14.597	311989.344	24.995	0.009	10.105	Off Peak Load
15/11/2022 02:00	14.605	307825.281	22.419	0.008	10.162	Off Peak Load
15/11/2022 03:00	14.602	307764.313	23.637	0.007	10.192	Off Peak Load
15/11/2022 04:00	14.636	314906.531	22.063	0.006	9.540	Off Peak Load
15/11/2022 05:00	14.637	309021.063	24.956	0.005	7.416	Off Peak Load
15/11/2022 06:00	14.659	310961.438	23.658	0.006	7.078	Off Peak Load
15/11/2022 07:00	14.657	314734.469	22.677	0.007	7.104	Off Peak Load
15/11/2022 08:00	14.661	312610.656	23.972	0.008	6.748	Off Peak Load
15/11/2022 09:00	14.648	313950.250	23.910	0.009	6.837	Off Peak Load
15/11/2022 10:00	14.675	324,158	24.982	0.010	6.759	Off Peak Load
15/11/2022 11:00	14.645	321,228	18.196	0.011	6.510	Off Peak Load
15/11/2022 12:00	14.819	326,884	39.503	0.012	5.668	Off Peak Load
15/11/2022 13:00	14.892	326,585	32.246	0.012	5.723	Off Peak Load
15/11/2022 14:00	14.704	341,678	34.056	0.012	5.304	On Peak Load
15/11/2022 15:00	14.763	337,283	34.160	0.012	5.798	On Peak Load
15/11/2022 16:00	14.782	363,340	34.811	0.013	5.803	On Peak Load
15/11/2022 17:00	14.794	358,189	34.349	0.013	5.714	On Peak Load
15/11/2022 18:00	14.736	357,064	33.981	0.013	5.595	On Peak Load
15/11/2022 19:00	14.680	349,994	32.730	0.013	5.381	On Peak Load
15/11/2022 20:00	14.722	344,409	32.179	0.013	6.032	On Peak Load
15/11/2022 21:00	14.697	341,956	33.180	0.013	6.656	On Peak Load
15/11/2022 22:00	14.654	338,518	31.736	0.012	6.678	On Peak Load
15/11/2022 23:00	14.607	313,815	27.139	0.012	6.801	Off Peak Load
16/11/2022 00:00	14.640	307,089	27.539	0.012	6.781	Off Peak Load
16/11/2022 01:00	14.642	307,921	29.352	0.011	6.895	Off Peak Load
16/11/2022 02:00	14.632	312,136	29.162	0.011	6.943	Off Peak Load
16/11/2022 03:00	14.627	314,758	30.414	0.011	6.824	Off Peak Load
16/11/2022 04:00	14.607	320,790	28.850	0.010	6.787	Off Peak Load
16/11/2022 05:00	14.663	320,958	30.322	0.010	6.711	Off Peak Load
16/11/2022 06:00	14.632	323,809	29.245	0.011	0.000	Off Peak Load
16/11/2022 07:00	14.667	315,265	28.219	0.012	6.885	Off Peak Load
16/11/2022 08:00	14.711	317,008	28.079	0.012	7.077	Off Peak Load
16/11/2022 09:00	14.725	315,118	26.984	0.012	6.437	Off Peak Load
16/11/2022 10:00	14.748	327,690	27.656	0.012	6.856	Off Peak Load
16/11/2022 11:00	14.785	335,702	27.123	0.012	6.256	Off Peak Load
16/11/2022 12:00	14.850	331,327	32.444	0.012	6.126	Off Peak Load
16/11/2022 13:00	14.812	322,747	31.497	0.012	5.224	Off Peak Load
16/11/2022 14:00	14.715	351,322	31.557	0.012	5.299	On Peak Load
16/11/2022 15:00	14.786	362,827	33.531	0.012	5.434	On Peak Load
16/11/2022 16:00	14.809	366,555	33.753	0.013	5.937	On Peak Load
16/11/2022 17:00	14.769	357,450	31.628	0.013	5.098	On Peak Load
16/11/2022 18:00	14.729	351,822	33.188	0.013	5.900	On Peak Load
16/11/2022 19:00	14.703	354,002	32.507	0.013	5.856	On Peak Load
16/11/2022 20:00	14.730	351,964	31.806	0.014	0.000	On Peak Load

Site Name: [illegible]
Stack Name: [illegible]
Periodically: [illegible]

	Actual Operation Condition		Emission Concentration for Standardization Comparison			
Date & Time	O2	FLOW @1 ATM 25C	HRSG1_NOx@7%O2	HRSG1_SOx@7%O2	HRSG1_Dust (7%O2)	Remark
	%	m3/hr	ppm	ppm	mg/m3	
16/11/2022 21:00	14.687	341,256	31.558	0.014	5.451	On Peak Load
16/11/2022 22:00	14.678	346,097	32.977	0.014	6.186	On Peak Load
16/11/2022 23:00	14.652	322390.531	25.905	0.014	0.000	Off Peak Load
17/11/2022 00:00	14.701	317846.063	27.324	0.014	6.117	Off Peak Load
17/11/2022 01:00	14.655	323525.563	28.680	0.013	6.074	Off Peak Load
17/11/2022 02:00	14.637	313086.125	29.660	0.011	6.163	Off Peak Load
17/11/2022 03:00	14.664	324211.781	30.667	0.010	6.290	Off Peak Load
17/11/2022 04:00	14.671	318508.188	30.874	0.009	5.997	Off Peak Load
17/11/2022 05:00	14.669	311034.844	30.733	0.008	5.851	Off Peak Load
17/11/2022 06:00	14.707	307198.000	31.065	0.007	6.105	Off Peak Load
17/11/2022 07:00	14.722	306119.438	30.477	0.005	5.969	Off Peak Load
17/11/2022 08:00	14.771	296555.906	37.689	0.006	6.265	Off Peak Load
17/11/2022 09:00	14.833	315228.906	37.835	0.007	6.383	Off Peak Load
17/11/2022 10:00	14.881	322,996	39.335	0.008	6.313	Off Peak Load
17/11/2022 11:00	14.857	304,705	38.599	0.009	6.244	Off Peak Load
17/11/2022 12:00	14.885	338,967	38.451	0.010	5.991	Off Peak Load
17/11/2022 13:00	14.972	298,532	36.948	0.011	5.686	Off Peak Load
17/11/2022 14:00	14.691	329,162	32.656	0.012	5.330	On Peak Load
17/11/2022 15:00	14.738	339,024	33.289	0.013	5.922	On Peak Load
17/11/2022 16:00	14.761	345,018	34.000	0.011	5.813	On Peak Load
17/11/2022 17:00	14.731	338,938	34.544	0.009	5.379	On Peak Load
17/11/2022 18:00	14.721	337,759	34.508	0.007	5.341	On Peak Load
17/11/2022 19:00	14.740	342,934	33.273	0.008	5.563	On Peak Load
17/11/2022 20:00	14.750	339,073	34.493	0.008	5.684	On Peak Load
17/11/2022 21:00	14.749	340,409	34.139	0.009	6.149	On Peak Load
17/11/2022 22:00	14.693	337,884	35.713	0.010	6.293	On Peak Load
17/11/2022 23:00	14.763	303,848	36.877	0.010	5.957	Off Peak Load
18/11/2022 00:00	14.824	302,226	40.332	0.011	6.093	Off Peak Load
18/11/2022 01:00	14.752	310,232	33.901	0.011	5.808	Off Peak Load
18/11/2022 02:00	14.753	302,897	33.856	0.012	5.965	Off Peak Load
18/11/2022 03:00	14.765	306,322	36.978	0.012	6.008	Off Peak Load
18/11/2022 04:00	14.737	306,835	39.395	0.012	6.080	Off Peak Load
18/11/2022 05:00	14.791	307,365	39.350	0.011	6.135	Off Peak Load
18/11/2022 06:00	14.772	305,884	41.085	0.011	6.096	Off Peak Load
18/11/2022 07:00	14.797	301,925	41.153	0.011	6.097	Off Peak Load
18/11/2022 08:00	14.870	299,734	40.187	0.011	6.148	Off Peak Load
18/11/2022 09:00	14.845	303,422	39.340	0.011	6.398	Off Peak Load
18/11/2022 10:00	14.896	301,672	39.420	0.011	6.404	Off Peak Load
18/11/2022 11:00	14.840	306,188	40.308	0.010	6.292	Off Peak Load
18/11/2022 12:00	14.893	305,805	38.130	0.009	6.352	Off Peak Load
18/11/2022 13:00	14.944	315,859	37.349	0.009	6.004	Off Peak Load
18/11/2022 14:00	14.690	347,847	33.005	0.008	5.739	On Peak Load
18/11/2022 15:00	14.750	345,471	34.524	0.007	6.102	On Peak Load
18/11/2022 16:00	14.745	342,086	35.153	0.007	5.744	On Peak Load
18/11/2022 17:00	14.768	338,324	34.290	0.006	5.869	On Peak Load
18/11/2022 18:00	14.754	334,785	33.305	0.006	5.762	On Peak Load
18/11/2022 19:00	14.734	341,753	34.455	0.006	6.210	On Peak Load
18/11/2022 20:00	14.683	341,071	33.394	0.006	6.210	On Peak Load
18/11/2022 21:00	14.669	335,674	33.170	0.006	6.457	On Peak Load
18/11/2022 22:00	14.663	341,550	32.684	0.006	6.280	On Peak Load
18/11/2022 23:00	14.683	313,479	28.510	0.006	6.296	Off Peak Load
19/11/2022 00:00	14.768	309,155	35.225	0.007	6.401	Off Peak Load
19/11/2022 01:00	14.713	311,845	33.189	0.007	6.295	Off Peak Load
19/11/2022 02:00	14.721	311,043	32.239	0.007	6.258	Off Peak Load
19/11/2022 03:00	14.763	309,102	34.712	0.008	6.267	Off Peak Load
19/11/2022 04:00	14.760	311,486	39.261	0.009	6.382	Off Peak Load
19/11/2022 05:00	14.760	305,396	39.908	0.010	6.264	Off Peak Load
19/11/2022 06:00	14.762	306,107	40.557	0.011	6.345	Off Peak Load
19/11/2022 07:00	14.807	303,958	40.885	0.011	6.598	Off Peak Load
19/11/2022 08:00	14.865	300,740	40.633	0.012	6.577	Off Peak Load
19/11/2022 09:00	14.944	298,606	38.460	0.013	6.732	Off Peak Load
19/11/2022 10:00	14.915	300,851	39.061	0.013	6.642	Off Peak Load
19/11/2022 11:00	14.863	296,858	39.579	0.013	6.487	Off Peak Load
19/11/2022 12:00	14.913	309,593	38.547	0.013	6.297	Off Peak Load
19/11/2022 13:00	14.926	321,565	38.565	0.013	6.123	Off Peak Load
19/11/2022 14:00	14.918	323,270	36.815	0.013	6.229	Off Peak Load
19/11/2022 15:00	14.898	311,274	38.149	0.012	5.524	Off Peak Load
19/11/2022 16:00	14.920	313,266	38.585	0.012	5.856	Off Peak Load
19/11/2022 17:00	14.844	313,438	38.852	0.012	6.061	Off Peak Load
19/11/2022 18:00	14.920	313,266	38.585	0.011	0.000	Off Peak Load
19/11/2022 19:00	14.710	348,078	33.436	0.011	5.878	On Peak Load
19/11/2022 20:00	14.701	346,408	34.326	0.010	5.494	On Peak Load
19/11/2022 21:00	14.805	309,413	38.462	0.009	5.952	On Peak Load
19/11/2022 22:00	Shutdown	Shutdown	Shutdown	Shutdown	Shutdown	Off Peak Load GT12 SD Half Block
19/11/2022 23:00	Shutdown	Shutdown	Shutdown	Shutdown	Shutdown	Off Peak Load GT12 SD Half Block
20/11/2022 00:00	Shutdown	Shutdown	Shutdown	Shutdown	Shutdown	Off Peak Load GT12 SD Half Block

Site Name: [illegible]
Stack Name: [illegible]
Periodically: [illegible]

	Actual Operation Condition		Emission Concentration for Standardization Comparison			
Date & Time	O2	FLOW @1 ATM 25C	HRSG1_NOx@7%O2	HRSG1_SOx@7%O2	HRSG1_Dust (7%O2)	Remark
	%	m3/hr	ppm	ppm	mg/m3	
20/11/2022 01:00	Shutdown	Shutdown	Shutdown	Shutdown	Shutdown	Off Peak Load GT12 SD Half Block
20/11/2022 02:00	Shutdown	Shutdown	Shutdown	Shutdown	Shutdown	Off Peak Load GT12 SD Half Block
20/11/2022 03:00	Shutdown	Shutdown	Shutdown	Shutdown	Shutdown	Off Peak Load GT12 SD Half Block
20/11/2022 04:00	Shutdown	Shutdown	Shutdown	Shutdown	Shutdown	Off Peak Load GT12 SD Half Block
20/11/2022 05:00	Shutdown	Shutdown	Shutdown	Shutdown	Shutdown	Off Peak Load GT12 SD Half Block
20/11/2022 06:00	Shutdown	Shutdown	Shutdown	Shutdown	Shutdown	Off Peak Load GT12 SD Half Block
20/11/2022 07:00	Shutdown	Shutdown	Shutdown	Shutdown	Shutdown	Off Peak Load GT12 SD Half Block
20/11/2022 08:00	Shutdown	Shutdown	Shutdown	Shutdown	Shutdown	Off Peak Load GT12 SD Half Block
20/11/2022 09:00	Shutdown	Shutdown	Shutdown	Shutdown	Shutdown	Off Peak Load GT12 SD Half Block
20/11/2022 10:00	Shutdown	Shutdown	Shutdown	Shutdown	Shutdown	Off Peak Load GT12 SD Half Block
20/11/2022 11:00	Shutdown	Shutdown	Shutdown	Shutdown	Shutdown	Off Peak Load GT12 SD Half Block
20/11/2022 12:00	Shutdown	Shutdown	Shutdown	Shutdown	Shutdown	Off Peak Load GT12 SD Half Block
20/11/2022 13:00	Shutdown	Shutdown	Shutdown	Shutdown	Shutdown	Off Peak Load GT12 SD Half Block
20/11/2022 14:00	14.732	364,682	39.724	0.020	6.069	On Peak Load
20/11/2022 15:00	14.776	369,354	42.539	0.016	5.498	On Peak Load
20/11/2022 16:00	14.805	380,332	43.177	0.013	6.343	On Peak Load
20/11/2022 17:00	14.751	367,468	42.180	0.011	5.496	On Peak Load
20/11/2022 18:00	14.764	355,619	41.772	0.011	5.728	On Peak Load
20/11/2022 19:00	14.702	354,941	40.264	0.011	5.972	On Peak Load
20/11/2022 20:00	14.706	356,522	41.492	0.011	6.000	On Peak Load
20/11/2022 21:00	14.705	358,585	41.211	0.011	0.000	On Peak Load
20/11/2022 22:00	14.751	408,871	39.621	0.010	7.199	Off Peak Load
20/11/2022 23:00	14.811	384,539	37.277	0.010	6.769	Off Peak Load GT11 SD Half Block
21/11/2022 00:00	14.809	388,950	37.374	0.010	7.344	Off Peak Load GT11 SD Half Block
21/11/2022 01:00	14.790	380,839	36.629	0.010	7.317	Off Peak Load GT11 SD Half Block
21/11/2022 02:00	14.770	379,801	37.893	0.010	7.257	Off Peak Load GT11 SD Half Block
21/11/2022 03:00	14.769	379,962	37.966	0.009	7.333	Off Peak Load GT11 SD Half Block
21/11/2022 04:00	14.773	383,013	37.704	0.009	7.416	Off Peak Load GT11 SD Half Block
21/11/2022 05:00	14.777	383,476	38.490	0.009	7.412	Off Peak Load GT11 SD Half Block
21/11/2022 06:00	14.781	381,417	37.632	0.009	7.582	Off Peak Load GT11 SD Half Block
21/11/2022 07:00	14.785	379,572	37.311	0.008	7.408	Off Peak Load GT11 SD Half Block
21/11/2022 08:00	14.789	398,406	37.763	0.008	7.764	Off Peak Load GT11 SD Half Block
21/11/2022 09:00	14.809	391,591	37.937	0.008	7.399	Off Peak Load GT11 SD Half Block
21/11/2022 10:00	14.832	393,397	39.180	0.009	7.025	Off Peak Load GT11 SD Half Block
21/11/2022 11:00	14.855	413,106	38.861	0.010	7.085	Off Peak Load GT11 SD Half Block
21/11/2022 12:00	14.888	417,775	40.046	0.011	7.124	Off Peak Load GT11 SD Half Block
21/11/2022 13:00	14.845	386,603	38.026	0.011	6.245	Off Peak Load
21/11/2022 14:00	14.754	368,213	36.764	0.012	6.201	On Peak Load
21/11/2022 15:00	14.775	368,392	35.478	0.013	6.336	On Peak Load
21/11/2022 16:00	14.829	364,683	36.143	0.014	5.607	On Peak Load
21/11/2022 17:00	14.802	374,276	36.028	0.014	5.937	On Peak Load
21/11/2022 18:00	14.744	369,342	35.104	0.014	5.697	On Peak Load
21/11/2022 19:00	14.747	373,879	33.802	0.014	6.421	On Peak Load
21/11/2022 20:00	14.708	361,847	34.659	0.014	5.489	On Peak Load
21/11/2022 21:00	14.704	370,525	33.838	0.014	6.221	On Peak Load
21/11/2022 22:00	14.757	421,219	38.175	0.013	6.739	Off Peak Load
21/11/2022 23:00	14.799	396401.781	36.289	0.013	7.108	Off Peak Load GT11 SD Half Block
22/11/2022 00:00	14.798	394839.719	35.686	0.013	7.204	Off Peak Load GT11 SD Half Block
22/11/2022 01:00	14.796	388771.188	35.701	0.013	6.801	Off Peak Load GT11 SD Half Block
22/11/2022 02:00	14.794	383138.406	36.365	0.013	0.000	Off Peak Load GT11 SD Half Block
22/11/2022 03:00	14.792	384642.063	35.973	0.013	6.929	Off Peak Load GT11 SD Half Block
22/11/2022 04:00	14.790	392483.125	35.743	0.012	7.491	Off Peak Load GT11 SD Half Block
22/11/2022 05:00	14.788	389420.125	35.620	0.012	7.438	Off Peak Load GT11 SD Half Block
22/11/2022 06:00	14.786	388088.938	35.189	0.012	7.402	Off Peak Load GT11 SD Half Block
22/11/2022 07:00	14.785	391084.188	35.137	0.012	7.441	Off Peak Load GT11 SD Half Block
22/11/2022 08:00	14.783	398444.781	34.226	0.011	7.542	Off Peak Load GT11 SD Half Block
22/11/2022 09:00	14.804	403630.438	36.450	0.011	7.463	Off Peak Load GT11 SD Half Block
22/11/2022 10:00	14.830	409,335	37.056	0.012	7.473	Off Peak Load GT11 SD Half Block
22/11/2022 11:00	14.856	410,141	37.269	0.012	6.747	Off Peak Load GT11 SD Half Block
22/11/2022 12:00	14.879	418,593	38.151	0.012	7.018	Off Peak Load GT11 SD Half Block
22/11/2022 13:00	14.828	380,454	37.046	0.012	5.701	Off Peak Load
22/11/2022 14:00	14.777	377,438	36.323	0.013	5.862	On Peak Load
22/11/2022 15:00	14.844	382,405	36.171	0.013	6.410	On Peak Load
22/11/2022 16:00	14.802	386,467	34.424	0.013	5.688	On Peak Load
22/11/2022 17:00	14.752	384,268	33.578	0.012	6.315	On Peak Load
22/11/2022 18:00	14.741	378,513	32.916	0.011	5.926	On Peak Load
22/11/2022 19:00	14.732	374,362	32.836	0.010	5.960	On Peak Load
22/11/2022 20:00	14.685	381,163	33.092	0.009	6.024	On Peak Load
22/11/2022 21:00	14.699	371,573	32.403	0.008	5.408	On Peak Load
22/11/2022 22:00	14.976	309,910	33.239	0.007	5.722	Off Peak Load
22/11/2022 23:00	Shutdown	Shutdown	Shutdown	Shutdown	Shutdown	Off Peak Load GT12 SD Half Block
23/11/2022 00:00	Shutdown	Shutdown	Shutdown	Shutdown	Shutdown	Off Peak Load GT12 SD Half Block
23/11/2022 01:00	Shutdown	Shutdown	Shutdown	Shutdown	Shutdown	Off Peak Load GT12 SD Half Block
23/11/2022 02:00	Shutdown	Shutdown	Shutdown	Shutdown	Shutdown	Off Peak Load GT12 SD Half Block
23/11/2022 03:00	Shutdown	Shutdown	Shutdown	Shutdown	Shutdown	Off Peak Load GT12 SD Half Block
23/11/2022 04:00	Shutdown	Shutdown	Shutdown	Shutdown	Shutdown	Off Peak Load GT12 SD Half Block

Site Name: [illegible]
Stack Name: [illegible]
Periodically: [illegible]

	Actual Operation Condition		Emission Concentration for Standardization Comparison			
Date & Time	O2	FLOW @1 ATM 25C	HRSG1_NOx@7%O2	HRSG1_SOx@7%O2	HRSG1_Dust (7% O2)	Remark
	%	m3/hr	ppm	ppm	mg/m3	
23/11/2022 05:00	Shutdown	Shutdown	Shutdown	Shutdown	Shutdown	Off Peak Load GT12 SD Half Block
23/11/2022 06:00	Shutdown	Shutdown	Shutdown	Shutdown	Shutdown	Off Peak Load GT12 SD Half Block
23/11/2022 07:00	Shutdown	Shutdown	Shutdown	Shutdown	Shutdown	Off Peak Load GT12 SD Half Block
23/11/2022 08:00	Shutdown	Shutdown	Shutdown	Shutdown	Shutdown	Off Peak Load GT12 SD Half Block
23/11/2022 09:00	Shutdown	Shutdown	Shutdown	Shutdown	Shutdown	Off Peak Load GT12 SD Half Block
23/11/2022 10:00	Shutdown	Shutdown	Shutdown	Shutdown	Shutdown	Off Peak Load GT12 SD Half Block
23/11/2022 11:00	Shutdown	Shutdown	Shutdown	Shutdown	Shutdown	Off Peak Load GT12 SD Half Block
23/11/2022 12:00	Shutdown	Shutdown	Shutdown	Shutdown	Shutdown	Off Peak Load GT12 SD Half Block
23/11/2022 13:00	Shutdown	Shutdown	Shutdown	Shutdown	Shutdown	Off Peak Load GT12 SD Half Block
23/11/2022 14:00	14.714	369,749	38.145	0.020	3.792	On Peak Load
23/11/2022 15:00	14.769	374,943	39.745	0.017	4.321	On Peak Load
23/11/2022 16:00	14.784	377,447	41.201	0.015	3.933	On Peak Load
23/11/2022 17:00	14.781	374,322	40.596	0.015	4.065	On Peak Load
23/11/2022 18:00	14.745	370,102	38.679	0.015	0.000	On Peak Load
23/11/2022 19:00	14.679	368,579	39.506	0.014	4.121	On Peak Load
23/11/2022 20:00	14.688	366,526	38.877	0.014	3.940	On Peak Load
23/11/2022 21:00	14.661	370,796	38.130	0.014	3.881	On Peak Load
23/11/2022 22:00	14.986	309,943	40.005	0.013	4.132	Off Peak Load
23/11/2022 23:00	Shutdown	Shutdown	Shutdown	Shutdown	Shutdown	Off Peak Load GT12 SD Half Block
24/11/2022 00:00	Shutdown	Shutdown	Shutdown	Shutdown	Shutdown	Off Peak Load GT12 SD Half Block
24/11/2022 01:00	Shutdown	Shutdown	Shutdown	Shutdown	Shutdown	Off Peak Load GT12 SD Half Block
24/11/2022 02:00	Shutdown	Shutdown	Shutdown	Shutdown	Shutdown	Off Peak Load GT12 SD Half Block
24/11/2022 03:00	Shutdown	Shutdown	Shutdown	Shutdown	Shutdown	Off Peak Load GT12 SD Half Block
24/11/2022 04:00	Shutdown	Shutdown	Shutdown	Shutdown	Shutdown	Off Peak Load GT12 SD Half Block
24/11/2022 05:00	Shutdown	Shutdown	Shutdown	Shutdown	Shutdown	Off Peak Load GT12 SD Half Block
24/11/2022 06:00	Shutdown	Shutdown	Shutdown	Shutdown	Shutdown	Off Peak Load GT12 SD Half Block
24/11/2022 07:00	Shutdown	Shutdown	Shutdown	Shutdown	Shutdown	Off Peak Load GT12 SD Half Block
24/11/2022 08:00	Shutdown	Shutdown	Shutdown	Shutdown	Shutdown	Off Peak Load GT12 SD Half Block
24/11/2022 09:00	Shutdown	Shutdown	Shutdown	Shutdown	Shutdown	Off Peak Load GT12 SD Half Block
24/11/2022 10:00	Shutdown	Shutdown	Shutdown	Shutdown	Shutdown	Off Peak Load GT12 SD Half Block
24/11/2022 11:00	Shutdown	Shutdown	Shutdown	Shutdown	Shutdown	Off Peak Load GT12 SD Half Block
24/11/2022 12:00	Shutdown	Shutdown	Shutdown	Shutdown	Shutdown	Off Peak Load GT12 SD Half Block
24/11/2022 13:00	Shutdown	Shutdown	Shutdown	Shutdown	Shutdown	Off Peak Load GT12 SD Half Block
24/11/2022 14:00	14.710	383,671	37.365	0.015	3.905	On Peak Load
24/11/2022 15:00	14.774	380,924	40.010	0.011	4.208	On Peak Load
24/11/2022 16:00	14.749	372,174	39.992	0.011	3.536	On Peak Load
24/11/2022 17:00	14.732	375,671	40.409	0.011	3.346	On Peak Load
24/11/2022 18:00	14.711	367,221	38.619	0.011	3.481	On Peak Load
24/11/2022 19:00	14.696	361,470	38.372	0.011	3.383	On Peak Load
24/11/2022 20:00	14.680	367,547	38.263	0.011	3.821	On Peak Load
24/11/2022 21:00	14.665	365,245	38.235	0.011	3.677	On Peak Load
24/11/2022 22:00	Shutdown	Shutdown	Shutdown	Shutdown	Shutdown	Off Peak Load GT12 SD Half Block
24/11/2022 23:00	Shutdown	Shutdown	Shutdown	Shutdown	Shutdown	Off Peak Load GT12 SD Half Block
25/11/2022 00:00	Shutdown	Shutdown	Shutdown	Shutdown	Shutdown	Off Peak Load GT12 SD Half Block
25/11/2022 01:00	Shutdown	Shutdown	Shutdown	Shutdown	Shutdown	Off Peak Load GT12 SD Half Block
25/11/2022 02:00	Shutdown	Shutdown	Shutdown	Shutdown	Shutdown	Off Peak Load GT12 SD Half Block
25/11/2022 03:00	Shutdown	Shutdown	Shutdown	Shutdown	Shutdown	Off Peak Load GT12 SD Half Block
25/11/2022 04:00	Shutdown	Shutdown	Shutdown	Shutdown	Shutdown	Off Peak Load GT12 SD Half Block
25/11/2022 05:00	Shutdown	Shutdown	Shutdown	Shutdown	Shutdown	Off Peak Load GT12 SD Half Block
25/11/2022 06:00	Shutdown	Shutdown	Shutdown	Shutdown	Shutdown	Off Peak Load GT12 SD Half Block
25/11/2022 07:00	Shutdown	Shutdown	Shutdown	Shutdown	Shutdown	Off Peak Load GT12 SD Half Block
25/11/2022 08:00	Shutdown	Shutdown	Shutdown	Shutdown	Shutdown	Off Peak Load GT12 SD Half Block
25/11/2022 09:00	Shutdown	Shutdown	Shutdown	Shutdown	Shutdown	Off Peak Load GT12 SD Half Block
25/11/2022 10:00	Shutdown	Shutdown	Shutdown	Shutdown	Shutdown	Off Peak Load GT12 SD Half Block
25/11/2022 11:00	Shutdown	Shutdown	Shutdown	Shutdown	Shutdown	Off Peak Load GT12 SD Half Block
25/11/2022 12:00	Shutdown	Shutdown	Shutdown	Shutdown	Shutdown	Off Peak Load GT12 SD Half Block
25/11/2022 13:00	Shutdown	Shutdown	Shutdown	Shutdown	Shutdown	Off Peak Load GT12 SD Half Block
25/11/2022 14:00	14.695	379,251	37.573	0.008	5.992	On Peak Load
25/11/2022 15:00	14.736	376,582	39.587	0.008	6.048	On Peak Load
25/11/2022 16:00	14.735	370,785	38.959	0.009	5.653	On Peak Load
25/11/2022 17:00	14.715	369,506	37.747	0.009	5.873	On Peak Load
25/11/2022 18:00	14.708	365,774	38.096	0.010	6.136	On Peak Load
25/11/2022 19:00	14.703	368,930	37.639	0.011	6.124	On Peak Load
25/11/2022 20:00	14.718	365,326	38.488	0.011	6.285	On Peak Load
25/11/2022 21:00	14.706	356,434	33.333	0.012	6.382	On Peak Load
25/11/2022 22:00	14.815	419,988	40.008	0.012	7.087	Off Peak Load
25/11/2022 23:00	14.812	403,259	35.737	0.012	6.960	Off Peak Load GT11 SD Half Block
26/11/2022 00:00	14.809	401,029	36.117	0.012	6.987	Off Peak Load GT11 SD Half Block
26/11/2022 01:00	14.806	399,873	35.926	0.012	7.135	Off Peak Load GT11 SD Half Block
26/11/2022 02:00	14.803	399,281	35.478	0.012	7.203	Off Peak Load GT11 SD Half Block
26/11/2022 03:00	14.799	392,457	36.570	0.012	7.317	Off Peak Load GT11 SD Half Block
26/11/2022 04:00	14.796	400,568	36.435	0.012	7.366	Off Peak Load GT11 SD Half Block
26/11/2022 05:00	14.797	407,006	35.355	0.012	7.558	Off Peak Load GT11 SD Half Block
26/11/2022 06:00	14.804	397,844	35.795	0.012	7.528	Off Peak Load GT11 SD Half Block
26/11/2022 07:00	14.811	402,709	37.081	0.012	7.179	Off Peak Load GT11 SD Half Block
26/11/2022 08:00	14.818	407,970	36.692	0.012	7.493	Off Peak Load GT11 SD Half Block

Site Name: [illegible]
Stack Name: [illegible]
Periodically: [illegible]

	Actual Operation Condition		Emission Concentration for Standardization Comparison			
Date & Time	O2	FLOW @1 ATM 25C	HRSG1_NOx@7%O2	HRSG1_SOx@7%O2	HRSG1_Dust (7%O2)	Remark
	%	m3/hr	ppm	ppm	mg/m3	
26/11/2022 09:00	14.825	392,955	36.978	0.013	6.981	Off Peak Load GT11 SD Half Block
26/11/2022 10:00	14.833	407,967	36.774	0.013	7.104	Off Peak Load GT11 SD Half Block
26/11/2022 11:00	14.840	412,800	36.671	0.013	6.928	Off Peak Load GT11 SD Half Block
26/11/2022 12:00	14.847	421,660	36.328	0.013	7.141	Off Peak Load GT11 SD Half Block
26/11/2022 13:00	14.869	420,726	35.364	0.014	6.850	Off Peak Load GT11 SD Half Block
26/11/2022 14:00	14.891	428,305	36.219	0.012	6.597	Off Peak Load GT11 SD Half Block
26/11/2022 15:00	14.893	433,050	36.674	0.012	6.375	Off Peak Load GT11 SD Half Block
26/11/2022 16:00	14.900	430,364	35.363	0.011	6.138	Off Peak Load GT11 SD Half Block
26/11/2022 17:00	14.853	430,727	36.206	0.011	6.036	Off Peak Load GT11 SD Half Block
26/11/2022 18:00	14.847	435,808	37.411	0.011	6.319	Off Peak Load
26/11/2022 19:00	14.699	384,141	31.750	0.010	6.006	On Peak Load
26/11/2022 20:00	14.708	374,898	31.349	0.009	5.092	On Peak Load
26/11/2022 21:00	14.621	370,511	29.926	0.008	6.029	On Peak Load
26/11/2022 22:00	14.720	339,846	25.880	0.006	6.223	Off Peak Load
26/11/2022 23:00	14.730	338,429	26.639	0.005	6.466	Off Peak Load
27/11/2022 00:00	14.731	329,970	31.562	0.004	8.226	Off Peak Load
27/11/2022 01:00	14.698	329,358	30.575	0.003	8.104	Off Peak Load
27/11/2022 02:00	14.672	324,181	26.230	0.001	8.320	Off Peak Load
27/11/2022 03:00	14.663	325,282	28.483	0.001	7.939	Off Peak Load
27/11/2022 04:00	14.689	327,979	27.125	0.003	7.323	Off Peak Load
27/11/2022 05:00	14.710	327,319	29.369	0.005	6.289	Off Peak Load
27/11/2022 06:00	14.735	322,440	33.868	0.007	6.302	Off Peak Load
27/11/2022 07:00	14.743	329,408	33.538	0.009	5.765	Off Peak Load
27/11/2022 08:00	14.722	327,999	31.421	0.011	5.605	Off Peak Load
27/11/2022 09:00	14.753	328,742	30.584	0.012	4.759	Off Peak Load
27/11/2022 10:00	14.752	333,536	30.028	0.011	4.250	Off Peak Load
27/11/2022 11:00	14.732	333,697	28.476	0.010	4.396	Off Peak Load
27/11/2022 12:00	14.833	322,820	32.110	0.009	5.216	Off Peak Load
27/11/2022 13:00	14.925	323,396	32.273	0.008	5.217	Off Peak Load
27/11/2022 14:00	14.664	386,358	29.763	0.007	4.860	On Peak Load
27/11/2022 15:00	14.718	379,729	30.984	0.006	4.384	On Peak Load
27/11/2022 16:00	14.717	374,589	32.129	0.005	4.843	On Peak Load
27/11/2022 17:00	14.704	373,582	30.876	0.005	4.482	On Peak Load
27/11/2022 18:00	14.703	374,269	30.977	0.005	4.693	On Peak Load
27/11/2022 19:00	14.703	369,365	30.025	0.006	4.843	On Peak Load
27/11/2022 20:00	14.697	370,448	30.618	0.006	5.558	On Peak Load
27/11/2022 21:00	14.683	375,278	31.608	0.007	5.946	On Peak Load
27/11/2022 22:00	14.655	371,027	29.745	0.007	6.140	On Peak Load
27/11/2022 23:00	14.660	339,092	26.563	0.008	5.968	Off Peak Load
28/11/2022 00:00	14.711	334,131	25.951	0.008	5.904	Off Peak Load
28/11/2022 01:00	14.673	337,805	27.597	0.009	6.150	Off Peak Load
28/11/2022 02:00	14.674	335,605	28.054	0.009	6.169	Off Peak Load
28/11/2022 03:00	14.658	336,443	27.342	0.010	6.148	Off Peak Load
28/11/2022 04:00	14.666	334,886	26.552	0.010	6.207	Off Peak Load
28/11/2022 05:00	14.748	331,105	29.684	0.011	6.239	Off Peak Load
28/11/2022 06:00	14.712	331,302	27.947	0.011	6.260	Off Peak Load
28/11/2022 07:00	14.690	336,328	27.991	0.012	6.237	Off Peak Load
28/11/2022 08:00	14.757	325,596	34.826	0.012	6.526	Off Peak Load
28/11/2022 09:00	14.762	333,165	34.936	0.012	6.728	Off Peak Load
28/11/2022 10:00	14.779	338,409	34.475	0.012	6.333	Off Peak Load
28/11/2022 11:00	14.831	333,204	37.933	0.011	6.252	Off Peak Load
28/11/2022 12:00	14.862	331,060	36.387	0.011	6.077	Off Peak Load
28/11/2022 13:00	14.974	335,650	34.329	0.011	5.712	Off Peak Load
28/11/2022 14:00	14.678	378,644	30.471	0.010	5.520	On Peak Load
28/11/2022 15:00	14.771	392,054	32.995	0.010	5.864	On Peak Load
28/11/2022 16:00	14.754	384,035	32.933	0.010	5.484	On Peak Load
28/11/2022 17:00	14.707	374,752	32.697	0.010	5.427	On Peak Load
28/11/2022 18:00	14.699	383,612	32.756	0.010	5.923	On Peak Load
28/11/2022 19:00	14.715	371,581	32.317	0.010	5.474	On Peak Load
28/11/2022 20:00	14.709	368,124	31.840	0.011	5.887	On Peak Load
28/11/2022 21:00	14.692	374,889	31.667	0.011	6.135	On Peak Load
28/11/2022 22:00	14.658	364,322	31.061	0.011	6.536	On Peak Load
28/11/2022 23:00	14.624	338998.375	27.297	0.011	6.274	Off Peak Load
29/11/2022 00:00	14.717	331565.438	27.239	0.012	6.269	Off Peak Load
29/11/2022 01:00	14.671	341570.500	29.766	0.012	6.146	Off Peak Load
29/11/2022 02:00	14.656	338091.938	29.234	0.011	6.186	Off Peak Load
29/11/2022 03:00	14.660	336104.594	29.446	0.011	6.658	Off Peak Load
29/11/2022 04:00	14.639	337927.625	29.801	0.011	6.998	Off Peak Load
29/11/2022 05:00	14.636	340546.031	29.155	0.011	7.146	Off Peak Load
29/11/2022 06:00	14.632	339215.188	28.317	0.011	7.614	Off Peak Load
29/11/2022 07:00	14.666	334429.656	26.084	0.010	7.849	Off Peak Load
29/11/2022 08:00	14.723	335216.063	31.438	0.010	8.257	Off Peak Load
29/11/2022 09:00	14.682	340911.344	27.838	0.010	8.360	Off Peak Load
29/11/2022 10:00	14.766	342250.781	27.746	0.009	7.604	Off Peak Load
29/11/2022 11:00	14.773	338,064	26.954	0.009	7.661	Off Peak Load
29/11/2022 12:00	14.846	352,007	34.834	0.008	7.305	Off Peak Load

Site Name: [illegible]
Stack Name: [illegible]
Periodically: [illegible]

	Actual Operation Condition		Emission Concentration for Standardization Comparison			
Date & Time	O2	FLOW @1 ATM 25C	HRSG1_NOx@7%O2	HRSG1_SOx@7%O2	HRSG1_Dust (7% O2)	Remark
	%	m3/hr	ppm	ppm	mg/m3	
29/11/2022 13:00	14.968	334,587	35.235	0.008	7.293	Off Peak Load
29/11/2022 14:00	14.720	380,755	32.295	0.007	7.462	On Peak Load
29/11/2022 15:00	14.801	390,841	33.924	0.007	6.874	On Peak Load
29/11/2022 16:00	14.836	393,304	33.677	0.006	7.567	On Peak Load
29/11/2022 17:00	14.765	378,686	33.222	0.007	6.373	On Peak Load
29/11/2022 18:00	14.748	394,648	32.793	0.008	7.671	On Peak Load
29/11/2022 19:00	14.726	390,278	31.393	0.008	7.097	On Peak Load
29/11/2022 20:00	14.702	387,913	31.351	0.009	7.019	On Peak Load
29/11/2022 21:00	14.706	389,303	31.353	0.010	6.862	On Peak Load
29/11/2022 22:00	14.652	375,092	31.989	0.010	7.398	On Peak Load
29/11/2022 23:00	14.603	350252.438	28.046	0.011	7.732	Off Peak Load
30/11/2022 00:00	14.675	337715.094	26.070	0.012	7.718	Off Peak Load
30/11/2022 01:00	14.627	345972.844	28.903	0.012	7.872	Off Peak Load
30/11/2022 02:00	14.613	345910.938	29.134	0.013	8.016	Off Peak Load
30/11/2022 03:00	14.628	350092.938	28.496	0.013	8.183	Off Peak Load
30/11/2022 04:00	14.615	343295.875	25.970	0.013	8.304	Off Peak Load
30/11/2022 05:00	14.675	341567.313	26.038	0.014	8.327	Off Peak Load
30/11/2022 06:00	14.677	333234.188	28.527	0.014	8.074	Off Peak Load
30/11/2022 07:00	14.777	327577.000	33.401	0.015	8.784	Off Peak Load
30/11/2022 08:00	15.036	316090.469	50.004	0.015	9.133	Off Peak Load
30/11/2022 09:00	14.992	320180.000	37.918	0.015	8.709	Off Peak Load
30/11/2022 10:00	15.051	320,699	43.852	0.014	8.440	Off Peak Load
30/11/2022 11:00	15.093	321,297	43.452	0.013	8.211	Off Peak Load
30/11/2022 12:00	15.147	321,927	53.698	0.013	8.034	Off Peak Load
30/11/2022 13:00	15.132	326,313	44.567	0.012	7.799	Off Peak Load
30/11/2022 14:00	14.656	360,424	28.629	0.012	6.852	On Peak Load
30/11/2022 15:00	14.731	369,697	30.497	0.011	7.266	On Peak Load
30/11/2022 16:00	14.669	364,335	29.221	0.011	7.641	On Peak Load
30/11/2022 17:00	14.680	368,731	28.228	0.011	7.873	On Peak Load
30/11/2022 18:00	14.677	375,325	28.505	0.011	7.743	On Peak Load
30/11/2022 19:00	14.635	366,485	27.436	0.011	7.683	On Peak Load
30/11/2022 20:00	14.635	368,609	27.826	0.012	7.143	On Peak Load
30/11/2022 21:00	14.637	366,773	27.720	0.012	7.323	On Peak Load
30/11/2022 22:00	14.631	365,361	29.179	0.012	7.836	On Peak Load
30/11/2022 23:00	14.615	345,958	26.774	0.012	7.542	Off Peak Load
Minimum	14.50	277,215	18.20	0.00	0.00	
Maximum	15.21	435,808	53.70	0.02	13.91	
Avg	14.72	346,547	31.63	0.01	6.08	
SUM						
[illegible]			60	8	28	

Site Name: [illegible]
Stack Name: [illegible]
Periodically: [illegible]

	Actual Operation Condition		Emission Concentration for Standardization Comparison			
Date & Time	O2	FLOW @1 ATM 25C	HRSG1_NOx@7%O2	HRSG1_SOx@7%O2	HRSG1_Dust (7%O2)	Remark
	%	m3/hr	ppm	ppm	mg/m3	
01/12/2022 00:00	14.780	281,235	7.519	0.000	5.431	Off Peak Load
01/12/2022 01:00	14.767	282,633	9.334	0.000	5.684	Off Peak Load
01/12/2022 02:00	14.754	284,925	12.446	0.000	5.966	Off Peak Load
01/12/2022 03:00	14.747	280,908	11.213	0.000	5.728	Off Peak Load
01/12/2022 04:00	14.764	278,540	11.931	0.000	5.687	Off Peak Load
01/12/2022 05:00	14.768	287,637	7.775	0.000	5.848	Off Peak Load
01/12/2022 06:00	14.774	294,871	13.082	0.000	5.998	Off Peak Load
01/12/2022 07:00	14.732	283,787	4.544	0.000	5.915	Off Peak Load
01/12/2022 08:00	14.772	279,253	11.329	0.000	6.082	Off Peak Load
01/12/2022 09:00	14.787	280,121	8.347	0.000	5.887	Off Peak Load
01/12/2022 10:00	14.847	278,212	14.239	0.000	5.593	Off Peak Load
01/12/2022 11:00	14.836	275,562	9.596	0.000	5.517	Off Peak Load
01/12/2022 12:00	14.867	270,199	17.337	0.000	5.751	Off Peak Load
01/12/2022 13:00	14.891	268,487	13.741	0.000	5.580	Off Peak Load
01/12/2022 14:00	14.881	332,774	14.709	0.001	5.725	On Peak Load
01/12/2022 15:00	14.879	331,610	10.806	0.001	5.768	On Peak Load
01/12/2022 16:00	14.831	325,555	10.531	0.002	6.850	On Peak Load
01/12/2022 17:00	14.856	321,428	9.411	0.002	4.981	On Peak Load
01/12/2022 18:00	14.828	324,089	9.210	0.003	4.612	On Peak Load
01/12/2022 19:00	14.848	323,619	13.026	0.002	4.196	On Peak Load
01/12/2022 20:00	14.831	315,320	16.069	0.002	4.506	On Peak Load
01/12/2022 21:00	14.841	321,600	9.719	0.002	5.331	On Peak Load
01/12/2022 22:00	14.798	325,982	15.594	0.001	6.118	On Peak Load
01/12/2022 23:00	14.780	296799.031	12.851	0.001	5.910	Off Peak Load
02/12/2022 00:00	14.739	283231.031	15.583	0.000	6.047	Off Peak Load
02/12/2022 01:00	14.754	288794.813	14.532	0.000	7.047	Off Peak Load
02/12/2022 02:00	14.769	295051.281	8.635	0.000	7.056	Off Peak Load
02/12/2022 03:00	14.736	295654.156	13.739	0.000	6.691	Off Peak Load
02/12/2022 04:00	14.710	287792.969	9.283	0.000	7.042	Off Peak Load
02/12/2022 05:00	14.752	279978.063	12.502	0.000	6.098	Off Peak Load
02/12/2022 06:00	14.785	276581.750	16.221	0.000	5.436	Off Peak Load
02/12/2022 07:00	14.761	281350.500	8.185	0.000	5.483	Off Peak Load
02/12/2022 08:00	14.791	271323.156	19.832	0.000	5.506	Off Peak Load
02/12/2022 09:00	14.790	277550.250	12.294	0.000	4.753	Off Peak Load
02/12/2022 10:00	14.843	276226.719	14.197	0.000	4.354	Off Peak Load
02/12/2022 11:00	14.869	276396.406	8.076	0.000	4.350	Off Peak Load
02/12/2022 12:00	14.922	268804.438	15.688	0.000	4.105	Off Peak Load
02/12/2022 13:00	14.942	272,077	18.760	0.000	3.805	Off Peak Load
02/12/2022 14:00	14.900	319,483	20.782	0.000	4.024	On Peak Load
02/12/2022 15:00	14.974	321,700	15.791	0.000	4.481	On Peak Load
02/12/2022 16:00	14.969	321,503	17.385	0.000	4.301	On Peak Load
02/12/2022 17:00	14.965	318,592	18.182	0.000	4.250	On Peak Load
02/12/2022 18:00	14.944	320,106	15.261	0.000	3.713	On Peak Load
02/12/2022 19:00	14.928	318,768	16.503	0.000	4.230	On Peak Load
02/12/2022 20:00	14.885	315,726	16.575	0.003	4.118	On Peak Load
02/12/2022 21:00	14.896	321,534	23.730	0.007	4.141	On Peak Load
02/12/2022 22:00	14.912	362,617	35.481	analyzer fail	5.195	Off Peak Load
02/12/2022 23:00	14.914	359985.844	37.152	analyzer fail	5.136	Off Peak Load GT12 SD Half Block
03/12/2022 00:00	14.916	362329.500	37.929	analyzer fail	5.240	Off Peak Load GT12 SD Half Block
03/12/2022 01:00	14.918	366220.063	37.485	analyzer fail	5.564	Off Peak Load GT12 SD Half Block
03/12/2022 02:00	14.976	355708.094	35.052	analyzer fail	6.079	Off Peak Load GT12 SD Half Block
03/12/2022 03:00	14.984	351458.250	35.603	analyzer fail	5.608	Off Peak Load GT12 SD Half Block
03/12/2022 04:00	14.986	354149.313	35.335	analyzer fail	5.350	Off Peak Load GT12 SD Half Block
03/12/2022 05:00	14.984	351342.281	36.303	analyzer fail	5.181	Off Peak Load GT12 SD Half Block
03/12/2022 06:00	14.981	352060.781	35.162	analyzer fail	5.522	Off Peak Load GT12 SD Half Block
03/12/2022 07:00	14.993	346072.563	36.012	analyzer fail	5.641	Off Peak Load GT12 SD Half Block
03/12/2022 08:00	15.006	345561.375	35.271	analyzer fail	5.564	Off Peak Load GT12 SD Half Block
03/12/2022 09:00	15.020	356235.906	36.609	analyzer fail	5.278	Off Peak Load GT12 SD Half Block
03/12/2022 10:00	15.032	354863.625	37.408	analyzer fail	5.155	Off Peak Load GT12 SD Half Block
03/12/2022 11:00	15.045	355310.813	36.569	analyzer fail	4.890	Off Peak Load GT12 SD Half Block
03/12/2022 12:00	15.057	357923.406	37.225	analyzer fail	4.955	Off Peak Load GT12 SD Half Block
03/12/2022 13:00	15.042	354,081	39.339	analyzer fail	4.657	Off Peak Load GT12 SD Half Block
03/12/2022 14:00	15.056	354,170	38.966	analyzer fail	4.374	Off Peak Load GT12 SD Half Block
03/12/2022 15:00	15.068	354,254	37.603	analyzer fail	4.655	Off Peak Load GT12 SD Half Block
03/12/2022 16:00	15.047	354,159	37.554	analyzer fail	4.327	Off Peak Load GT12 SD Half Block
03/12/2022 17:00	15.022	352,173	37.427	analyzer fail	4.762	Off Peak Load GT12 SD Half Block
03/12/2022 18:00	14.988	350,298	35.634	analyzer fail	4.209	Off Peak Load GT12 SD Half Block
03/12/2022 19:00	14.937	362,326	38.885	analyzer fail	4.499	Off Peak Load GT12 SD Half Block
03/12/2022 20:00	14.954	361,594	37.821	analyzer fail	4.409	Off Peak Load GT12 SD Half Block
03/12/2022 21:00	14.962	360,448	38.097	analyzer fail	4.798	Off Peak Load GT12 SD Half Block
03/12/2022 22:00	14.999	350,593	34.971	analyzer fail	4.303	Off Peak Load GT12 SD Half Block
03/12/2022 23:00	14.961	353,384	34.576	analyzer fail	4.558	Off Peak Load GT12 SD Half Block
04/12/2022 00:00	14.951	348,255	34.335	analyzer fail	4.700	Off Peak Load GT12 SD Half Block
04/12/2022 01:00	14.970	352,690	34.506	analyzer fail	4.649	Off Peak Load GT12 SD Half Block
04/12/2022 02:00	14.990	349,709	34.920	analyzer fail	4.670	Off Peak Load GT12 SD Half Block
04/12/2022 03:00	14.963	351,195	34.437	analyzer fail	4.946	Off Peak Load GT12 SD Half Block
04/12/2022 04:00	14.960	350,515	33.448	analyzer fail	5.814	Off Peak Load GT12 SD Half Block

Site Name: [illegible]
Stack Name: [illegible]
Periodically: [illegible]

	Actual Operation Condition		Emission Concentration for Standardization Comparison			
Date & Time	O2	FLOW @1 ATM 25C	HRSG1_NOx@7%O2	HRSG1_SOx@7%O2	HRSG1_Dust (7%O2)	Remark
	%	m3/hr	ppm	ppm	mg/m3	
04/12/2023 05:00	14.957	350,471	34.312	analyzer fail	5.902	Off Peak Load GT12 SD Half Block
04/12/2023 06:00	14.957	349,314	33.970	analyzer fail	4.977	Off Peak Load GT12 SD Half Block
04/12/2023 07:00	14.961	348,181	34.065	analyzer fail	4.714	Off Peak Load GT12 SD Half Block
04/12/2023 08:00	14.973	350,121	35.044	analyzer fail	4.268	Off Peak Load GT12 SD Half Block
04/12/2023 09:00	14.987	350,088	35.457	analyzer fail	4.594	Off Peak Load GT12 SD Half Block
04/12/2023 10:00	15.001	350,999	35.184	analyzer fail	4.729	Off Peak Load GT12 SD Half Block
04/12/2023 11:00	15.016	354,198	37.033	analyzer fail	4.529	Off Peak Load GT12 SD Half Block
04/12/2023 12:00	15.031	355,103	36.891	analyzer fail	4.336	Off Peak Load GT12 SD Half Block
04/12/2023 13:00	15.045	353,000	37.348	analyzer fail	4.752	Off Peak Load GT12 SD Half Block
04/12/2023 14:00	15.001	356,204	38.727	analyzer fail	4.333	Off Peak Load GT12 SD Half Block
04/12/2023 15:00	15.014	358,791	38.891	analyzer fail	4.451	Off Peak Load GT12 SD Half Block
04/12/2023 16:00	14.999	357,140	37.330	analyzer fail	4.146	Off Peak Load GT12 SD Half Block
04/12/2023 17:00	14.958	360,204	37.190	analyzer fail	4.213	Off Peak Load GT12 SD Half Block
04/12/2023 18:00	14.880	365,693	38.657	analyzer fail	13.910	Off Peak Load GT12 SD Half Block
04/12/2023 19:00	14.895	365,731	38.353	analyzer fail	4.146	Off Peak Load
04/12/2023 20:00	14.830	266,767	42.445	analyzer fail	6.171	On Peak Load
04/12/2023 21:00	14.892	363,562	37.089	analyzer fail	6.694	Off Peak Load GT12 SD Half Block
04/12/2023 22:00	14.877	363,949	37.330	analyzer fail	7.529	Off Peak Load GT12 SD Half Block
04/12/2023 23:00	14.958	352,128	34.255	analyzer fail	6.650	Off Peak Load GT12 SD Half Block
05/12/2023 00:00	14.957	352,081	34.209	analyzer fail	6.388	Off Peak Load GT12 SD Half Block
05/12/2023 01:00	14.956	350,153	33.606	analyzer fail	6.890	Off Peak Load GT12 SD Half Block
05/12/2023 02:00	14.954	350,376	34.782	analyzer fail	6.297	Off Peak Load GT12 SD Half Block
05/12/2023 03:00	14.943	350,289	34.131	analyzer fail	6.247	Off Peak Load GT12 SD Half Block
05/12/2023 04:00	14.932	347,933	33.555	analyzer fail	5.857	Off Peak Load GT12 SD Half Block
05/12/2023 05:00	14.921	352,101	33.700	analyzer fail	5.690	Off Peak Load GT12 SD Half Block
05/12/2023 06:00	14.911	348,367	34.192	analyzer fail	6.173	Off Peak Load GT12 SD Half Block
05/12/2023 07:00	14.933	350,802	34.790	analyzer fail	7.121	Off Peak Load GT12 SD Half Block
05/12/2023 08:00	14.941	350,133	33.421	analyzer fail	8.464	Off Peak Load GT12 SD Half Block
05/12/2023 09:00	14.959	351,016	33.731	analyzer fail	6.572	Off Peak Load GT12 SD Half Block
05/12/2023 10:00	15.011	356,168	35.264	analyzer fail	5.189	Off Peak Load GT12 SD Half Block
05/12/2023 11:00	15.033	355,126	30.754	analyzer fail	4.820	Off Peak Load GT12 SD Half Block
05/12/2023 12:00	15.071	354,113	30.947	analyzer fail	4.640	Off Peak Load GT12 SD Half Block
05/12/2023 13:00	15.048	354,377	30.236	analyzer fail	4.416	Off Peak Load GT12 SD Half Block
05/12/2023 14:00	15.016	351,428	29.780	analyzer fail	4.316	Off Peak Load GT12 SD Half Block
05/12/2023 15:00	14.983	356,183	27.673	analyzer fail	4.718	Off Peak Load GT12 SD Half Block
05/12/2023 16:00	14.932	354,815	20.107	analyzer fail	4.418	Off Peak Load GT12 SD Half Block
05/12/2023 17:00	14.868	359,338	24.609	analyzer fail	6.044	Off Peak Load GT12 SD Half Block
05/12/2023 18:00	14.848	363,937	18.989	analyzer fail	7.110	Off Peak Load GT12 SD Half Block
05/12/2023 19:00	14.851	362,971	20.535	analyzer fail	6.930	Off Peak Load GT12 SD Half Block
05/12/2023 20:00	14.888	363,957	28.651	analyzer fail	6.309	Off Peak Load GT12 SD Half Block
05/12/2023 21:00	14.874	363,189	34.891	analyzer fail	6.377	Off Peak Load GT12 SD Half Block
05/12/2023 22:00	14.860	364657.281	36.221	analyzer fail	6.631	Off Peak Load GT12 SD Half Block
05/12/2023 23:00	14.921	352788.281	33.615	analyzer fail	6.792	Off Peak Load GT12 SD Half Block
06/12/2023 00:00	14.921	350128.969	34.236	analyzer fail	6.840	Off Peak Load GT12 SD Half Block
06/12/2023 01:00	14.921	346052.688	33.997	analyzer fail	6.497	Off Peak Load GT12 SD Half Block
06/12/2023 02:00	14.922	351028.313	33.609	analyzer fail	6.708	Off Peak Load GT12 SD Half Block
06/12/2023 03:00	14.922	349700.906	33.147	analyzer fail	6.138	Off Peak Load GT12 SD Half Block
06/12/2023 04:00	14.923	351160.094	33.355	analyzer fail	7.546	Off Peak Load GT12 SD Half Block
06/12/2023 05:00	14.923	348139.344	33.866	analyzer fail	6.806	Off Peak Load GT12 SD Half Block
06/12/2023 06:00	14.924	347673.875	33.427	analyzer fail	7.288	Off Peak Load GT12 SD Half Block
06/12/2023 07:00	14.930	349669.563	33.407	analyzer fail	6.834	Off Peak Load GT12 SD Half Block
06/12/2023 08:00	14.937	350044.281	33.434	analyzer fail	7.321	Off Peak Load GT12 SD Half Block
06/12/2023 09:00	14.965	352152.250	28.949	analyzer fail	6.190	Off Peak Load GT12 SD Half Block
06/12/2023 10:00	14.999	352561.375	29.344	analyzer fail	6.180	Off Peak Load GT12 SD Half Block
06/12/2023 11:00	15.033	353042.250	28.406	analyzer fail	5.920	Off Peak Load GT12 SD Half Block
06/12/2023 12:00	15.035	354544.563	28.718	analyzer fail	6.104	Off Peak Load GT12 SD Half Block
06/12/2023 13:00	15.046	351442.563	25.703	analyzer fail	5.619	Off Peak Load GT12 SD Half Block
06/12/2023 14:00	14.986	355,803	26.161	analyzer fail	5.632	Off Peak Load GT12 SD Half Block
06/12/2023 15:00	21.649	351,774	0.053	analyzer fail	0.000	Off Peak Load GT12 SD Half Block
06/12/2023 16:00	14.916	353,073	26.711	analyzer fail	5.623	Off Peak Load GT12 SD Half Block
06/12/2023 17:00	14.882	357,701	22.635	analyzer fail	5.768	Off Peak Load GT12 SD Half Block
06/12/2023 18:00	14.844	356,829	17.427	analyzer fail	6.124	Off Peak Load GT12 SD Half Block
06/12/2023 19:00	14.805	359,412	17.922	analyzer fail	7.040	Off Peak Load GT12 SD Half Block
06/12/2023 20:00	14.835	360,571	15.528	analyzer fail	6.254	Off Peak Load GT12 SD Half Block
06/12/2023 21:00	14.805	359,054	19.177	analyzer fail	5.688	Off Peak Load GT12 SD Half Block
06/12/2023 22:00	14.801	365,857	12.433	analyzer fail	5.949	Off Peak Load GT12 SD Half Block
06/12/2023 23:00	14.817	348,231	10.075	analyzer fail	5.524	Off Peak Load GT12 SD Half Block
07/12/2023 00:00	14.813	348,976	13.106	analyzer fail	5.989	Off Peak Load GT12 SD Half Block
07/12/2023 01:00	14.828	350,126	11.971	analyzer fail	6.085	Off Peak Load GT12 SD Half Block
07/12/2023 02:00	14.798	350,091	12.778	analyzer fail	6.942	Off Peak Load GT12 SD Half Block
07/12/2023 03:00	14.823	352,096	16.099	analyzer fail	7.198	Off Peak Load GT12 SD Half Block
07/12/2023 04:00	14.812	348,834	12.674	analyzer fail	7.348	Off Peak Load GT12 SD Half Block
07/12/2023 05:00	14.811	350,053	12.458	analyzer fail	6.267	Off Peak Load GT12 SD Half Block
07/12/2023 06:00	14.779	350,116	12.640	analyzer fail	9.079	Off Peak Load GT12 SD Half Block
07/12/2023 07:00	14.809	348,127	14.378	analyzer fail	8.492	Off Peak Load GT12 SD Half Block
07/12/2023 08:00	14.788	347,186	8.510	analyzer fail	7.079	Off Peak Load GT12 SD Half Block

Site Name: [illegible]
Stack Name: [illegible]
Periodically: [illegible]

	Actual Operation Condition		Emission Concentration for Standardization Comparison			
Date & Time	O2	FLOW @1 ATM 25C	HRSG1_NOx@7%O2	HRSG1_SOx@7%O2	HRSG1_Dust (7%O2)	Remark
	%	m3/hr	ppm	ppm	mg/m3	
07/12/2023 09:00	14.897	349,179	15.213	analyzer fail	5.418	Off Peak Load GT12 SD Half Block
07/12/2023 10:00	14.950	350,507	18.387	analyzer fail	4.875	Off Peak Load GT12 SD Half Block
07/12/2023 11:00	14.946	356,176	21.539	analyzer fail	5.074	Off Peak Load GT12 SD Half Block
07/12/2023 12:00	14.972	354,178	23.443	analyzer fail	4.752	Off Peak Load GT12 SD Half Block
07/12/2023 13:00	14.960	356,137	24.237	analyzer fail	4.698	Off Peak Load GT12 SD Half Block
07/12/2023 14:00	14.937	354,184	25.099	analyzer fail	4.117	Off Peak Load GT12 SD Half Block
07/12/2023 15:00	14.901	353,310	15.920	analyzer fail	4.613	Off Peak Load GT12 SD Half Block
07/12/2023 16:00	14.897	354,169	21.362	analyzer fail	4.651	Off Peak Load GT12 SD Half Block
07/12/2023 17:00	14.863	354,126	20.240	analyzer fail	4.839	Off Peak Load GT12 SD Half Block
07/12/2023 18:00	14.805	358,263	17.618	analyzer fail	5.467	Off Peak Load
07/12/2023 19:00	14.690	276,868	16.607	analyzer fail	6.840	On Peak Load
07/12/2023 20:00	14.810	327,065	23.342	analyzer fail	6.794	On Peak Load
07/12/2023 21:00	14.775	327,755	29.223	analyzer fail	6.548	On Peak Load
07/12/2023 22:00	14.713	320,325	28.777	analyzer fail	6.949	On Peak Load
07/12/2023 23:00	14.681	282,741	28.860	analyzer fail	6.769	Off Peak Load
08/12/2023 00:00	14.723	280,925	29.174	analyzer fail	7.031	Off Peak Load
08/12/2023 01:00	14.742	273,062	33.622	analyzer fail	6.978	Off Peak Load
08/12/2023 02:00	14.712	279,024	29.150	analyzer fail	6.567	Off Peak Load
08/12/2023 03:00	14.699	283,771	30.105	analyzer fail	6.945	Off Peak Load
08/12/2023 04:00	14.725	284,613	28.621	analyzer fail	6.534	Off Peak Load
08/12/2023 05:00	14.731	281,280	29.627	analyzer fail	6.298	Off Peak Load
08/12/2023 06:00	14.739	284,603	29.644	analyzer fail	6.536	Off Peak Load
08/12/2023 07:00	14.762	277,147	31.272	analyzer fail	6.800	Off Peak Load
08/12/2023 08:00	14.766	271,381	34.691	analyzer fail	6.620	Off Peak Load
08/12/2023 09:00	14.844	270,174	36.960	analyzer fail	6.212	Off Peak Load
08/12/2023 10:00	14.911	271,580	33.517	analyzer fail	5.961	Off Peak Load
08/12/2023 11:00	14.961	267,264	38.266	analyzer fail	5.845	Off Peak Load
08/12/2023 12:00	14.967	266,108	42.278	analyzer fail	5.735	Off Peak Load
08/12/2023 13:00	15.240	243,487	33.517	analyzer fail	6.013	Off Peak Load
08/12/2023 14:00	14.959	333,732	33.237	analyzer fail	5.250	On Peak Load
08/12/2023 15:00	15.010	334,208	33.151	analyzer fail	5.355	On Peak Load
08/12/2023 16:00	14.962	328,631	32.958	analyzer fail	5.799	On Peak Load
08/12/2023 17:00	14.920	323,882	34.052	analyzer fail	5.889	On Peak Load
08/12/2023 18:00	14.937	330,683	34.690	1.219	6.197	On Peak Load
08/12/2023 19:00	14.921	331,778	35.016	1.932	6.215	On Peak Load
08/12/2023 20:00	14.886	327,855	33.259	1.175	6.242	On Peak Load
08/12/2023 21:00	14.850	325,308	33.642	2.254	6.175	On Peak Load
08/12/2023 22:00	14.850	348,720	33.087	2.016	6.200	On Peak Load
08/12/2023 23:00	14.869	352,079	34.758	2.147	6.465	Off Peak Load GT12 SD Half Block
09/12/2023 00:00	14.856	350,897	33.545	1.690	6.377	Off Peak Load GT12 SD Half Block
09/12/2023 01:00	14.846	349,978	33.646	2.650	6.282	Off Peak Load GT12 SD Half Block
09/12/2023 02:00	14.845	348,600	33.933	3.066	6.533	Off Peak Load GT12 SD Half Block
09/12/2023 03:00	14.844	348,090	33.349	2.960	6.306	Off Peak Load GT12 SD Half Block
09/12/2023 04:00	14.843	350,652	33.415	3.089	6.093	Off Peak Load GT12 SD Half Block
09/12/2023 05:00	14.842	347,217	33.186	2.276	5.822	Off Peak Load GT12 SD Half Block
09/12/2023 06:00	14.841	342,929	33.711	3.005	5.915	Off Peak Load GT12 SD Half Block
09/12/2023 07:00	14.840	349,140	34.031	3.158	6.400	Off Peak Load GT12 SD Half Block
09/12/2023 08:00	14.849	348,070	32.725	2.509	6.996	Off Peak Load GT12 SD Half Block
09/12/2023 09:00	14.934	353,085	33.708	2.930	6.537	Off Peak Load GT12 SD Half Block
09/12/2023 10:00	14.986	350,116	35.745	2.874	6.265	Off Peak Load GT12 SD Half Block
09/12/2023 11:00	15.037	360,732	36.888	3.004	6.211	Off Peak Load GT12 SD Half Block
09/12/2023 12:00	15.018	354,322	37.583	2.392	6.029	Off Peak Load GT12 SD Half Block
09/12/2023 13:00	15.013	336,264	34.243	1.990	5.463	Off Peak Load
09/12/2023 14:00	14.933	321,158	32.236	1.498	5.304	On Peak Load
09/12/2023 15:00	14.954	330,163	32.924	1.812	5.945	On Peak Load
09/12/2023 16:00	14.918	330,705	32.751	1.449	5.751	On Peak Load
09/12/2023 17:00	14.915	325,438	32.780	1.174	5.916	On Peak Load
09/12/2023 18:00	14.861	328,378	33.937	2.497	6.207	On Peak Load
09/12/2023 19:00	14.844	322,333	32.061	1.452	5.484	On Peak Load
09/12/2023 20:00	14.826	323,781	32.739	2.305	6.115	On Peak Load
09/12/2023 21:00	14.829	329,048	31.882	2.215	5.537	On Peak Load
09/12/2023 22:00	Shutdown	Shutdown	Shutdown	Shutdown	Shutdown	Off Peak Load GT11 SD Half Block
09/12/2023 23:00	Shutdown	Shutdown	Shutdown	Shutdown	Shutdown	Off Peak Load GT11 SD Half Block
10/12/2023 00:00	Shutdown	Shutdown	Shutdown	Shutdown	Shutdown	Off Peak Load GT11 SD Half Block
10/12/2023 01:00	Shutdown	Shutdown	Shutdown	Shutdown	Shutdown	Off Peak Load GT11 SD Half Block
10/12/2023 02:00	Shutdown	Shutdown	Shutdown	Shutdown	Shutdown	Off Peak Load GT11 SD Half Block
10/12/2023 03:00	Shutdown	Shutdown	Shutdown	Shutdown	Shutdown	Off Peak Load GT11 SD Half Block
10/12/2023 04:00	Shutdown	Shutdown	Shutdown	Shutdown	Shutdown	Off Peak Load GT11 SD Half Block
10/12/2023 05:00	Shutdown	Shutdown	Shutdown	Shutdown	Shutdown	Off Peak Load GT11 SD Half Block
10/12/2023 06:00	Shutdown	Shutdown	Shutdown	Shutdown	Shutdown	Off Peak Load GT11 SD Half Block
10/12/2023 07:00	Shutdown	Shutdown	Shutdown	Shutdown	Shutdown	Off Peak Load GT11 SD Half Block
10/12/2023 08:00	Shutdown	Shutdown	Shutdown	Shutdown	Shutdown	Off Peak Load GT11 SD Half Block
10/12/2023 09:00	Shutdown	Shutdown	Shutdown	Shutdown	Shutdown	Off Peak Load GT11 SD Half Block
10/12/2023 10:00	Shutdown	Shutdown	Shutdown	Shutdown	Shutdown	Off Peak Load GT11 SD Half Block
10/12/2023 11:00	Shutdown	Shutdown	Shutdown	Shutdown	Shutdown	Off Peak Load GT11 SD Half Block
10/12/2023 12:00	Shutdown	Shutdown	Shutdown	Shutdown	Shutdown	Off Peak Load GT11 SD Half Block

Site Name: [illegible]
Stack Name: [illegible]
Periodically: [illegible]

	Actual Operation Condition		Emission Concentration for Standardization Comparison			
Date & Time	O2	FLOW @1 ATM 25C	HRSG1_NOx@7%O2	HRSG1_SOx@7%O2	HRSG1_Dust (7%O2)	Remark
	%	m3/hr	ppm	ppm	mg/m3	
10/12/2023 13:00	Shutdown	Shutdown	Shutdown	Shutdown	Shutdown	Off Peak Load GT11 SD Half Block
10/12/2023 14:00	Shutdown	Shutdown	Shutdown	Shutdown	Shutdown	Off Peak Load GT11 SD Half Block
10/12/2023 15:00	Shutdown	Shutdown	Shutdown	Shutdown	Shutdown	Off Peak Load GT11 SD Half Block
10/12/2023 16:00	Shutdown	Shutdown	Shutdown	Shutdown	Shutdown	Off Peak Load GT11 SD Half Block
10/12/2023 17:00	Shutdown	Shutdown	Shutdown	Shutdown	Shutdown	Off Peak Load GT11 SD Half Block
10/12/2023 18:00	Shutdown	Shutdown	Shutdown	Shutdown	Shutdown	Off Peak Load GT11 SD Half Block
10/12/2023 19:00	14.838	315,867	33.104	2.000	5.715	On Peak Load
10/12/2023 20:00	14.862	321,980	33.800	2.266	6.167	On Peak Load
10/12/2023 21:00	14.819	324,042	33.486	2.741	6.019	On Peak Load
10/12/2023 22:00	14.855	262,036	43.461	1.780	4.408	Off Peak Load
10/12/2023 23:00	14.901	255,564	48.502	2.869	4.772	Off Peak Load
11/12/2023 00:00	14.899	260,087	44.818	2.652	4.495	Off Peak Load
11/12/2023 01:00	14.825	258,941	42.792	1.624	4.354	Off Peak Load
11/12/2023 02:00	14.857	256,830	45.413	2.475	4.433	Off Peak Load
11/12/2023 03:00	14.866	257,280	46.198	3.260	4.450	Off Peak Load
11/12/2023 04:00	14.891	256,370	48.318	3.190	4.429	Off Peak Load
11/12/2023 05:00	14.867	258,954	44.905	3.146	4.317	Off Peak Load
11/12/2023 06:00	14.886	254,803	47.781	3.249	4.480	Off Peak Load
11/12/2023 07:00	14.864	257,689	46.079	2.328	8.849	Off Peak Load
11/12/2023 08:00	14.855	255,140	47.994	3.612	8.379	Off Peak Load
11/12/2023 09:00	14.757	269,473	36.441	2.629	5.849	Off Peak Load
11/12/2023 10:00	14.827	270,791	33.701	2.889	4.793	Off Peak Load
11/12/2023 11:00	14.901	274,320	29.407	2.727	4.584	Off Peak Load
11/12/2023 12:00	14.938	268,476	33.117	2.577	4.281	Off Peak Load
11/12/2023 13:00	15.054	256,965	48.780	2.355	4.212	Off Peak Load
11/12/2023 14:00	14.963	338,774	31.799	1.960	4.438	On Peak Load
11/12/2023 15:00	14.970	325,653	32.790	1.888	4.709	On Peak Load
11/12/2023 16:00	14.959	330,703	33.524	1.971	4.954	On Peak Load
11/12/2023 17:00	14.915	331,715	33.794	2.135	5.015	On Peak Load
11/12/2023 18:00	14.898	327,669	32.986	1.282	4.975	On Peak Load
11/12/2023 19:00	14.834	323,924	32.152	2.165	5.177	On Peak Load
11/12/2023 20:00	14.851	329,737	32.286	2.065	5.809	On Peak Load
11/12/2023 21:00	14.856	368,576	35.566	1.878	6.674	On Peak Load
11/12/2023 22:00	14.774	327,059	31.299	2.750	6.383	On Peak Load
11/12/2023 23:00	14.642	280,638	27.606	1.594	6.580	Off Peak Load
12/12/2023 00:00	14.686	281,983	28.979	2.481	6.868	Off Peak Load
12/12/2023 01:00	14.730	282,605	28.234	1.705	7.027	Off Peak Load
12/12/2023 02:00	14.716	285,502	28.896	2.592	6.217	Off Peak Load
12/12/2023 03:00	14.731	291,954	29.054	2.731	6.176	Off Peak Load
12/12/2023 04:00	14.685	292,869	29.412	2.871	5.986	Off Peak Load
12/12/2023 05:00	14.698	290,195	29.743	3.110	6.440	Off Peak Load
12/12/2023 06:00	14.708	289,941	30.559	3.181	6.053	Off Peak Load
12/12/2023 07:00	14.721	288,993	29.515	2.513	6.692	Off Peak Load
12/12/2023 08:00	14.692	288,750	29.254	3.229	7.156	Off Peak Load
12/12/2023 09:00	14.673	285,408	23.219	0.006	7.126	Off Peak Load
12/12/2023 10:00	14.759	284,349	22.115	0.005	5.070	Off Peak Load
12/12/2023 11:00	14.817	286,574	22.180	0.005	4.836	Off Peak Load
12/12/2023 12:00	14.843	273,653	20.046	0.004	4.062	Off Peak Load
12/12/2023 13:00	14.883	279,230	16.982	0.004	4.014	Off Peak Load
12/12/2023 14:00	14.954	335,752	17.674	0.003	4.509	On Peak Load
12/12/2023 15:00	14.935	330,090	19.835	0.003	3.857	On Peak Load
12/12/2023 16:00	14.923	328,465	17.278	0.002	4.283	On Peak Load
12/12/2023 17:00	14.864	331,790	14.623	0.002	4.595	On Peak Load
12/12/2023 18:00	14.843	334,308	8.899	0.001	5.159	On Peak Load
12/12/2023 19:00	14.809	332,931	7.961	0.001	5.225	On Peak Load
12/12/2023 20:00	14.800	330,690	8.452	0.000	5.085	On Peak Load
12/12/2023 21:00	14.785	333,025	13.602	0.000	4.920	On Peak Load
12/12/2023 22:00	14.807	322,743	13.987	0.000	4.655	On Peak Load
12/12/2023 23:00	14.692	301,141	13.092	0.000	4.374	Off Peak Load
13/12/2023 00:00	14.670	286,271	13.894	0.000	4.646	Off Peak Load
13/12/2023 01:00	14.692	299,568	12.910	0.000	4.484	Off Peak Load
13/12/2023 02:00	14.711	309,073	4.904	0.000	4.564	Off Peak Load
13/12/2023 03:00	14.711	305,022	10.026	0.000	4.732	Off Peak Load
13/12/2023 04:00	14.700	302,357	3.712	0.000	7.410	Off Peak Load
13/12/2023 05:00	14.708	301,121	7.087	0.000	8.979	Off Peak Load
13/12/2023 06:00	14.645	293,027	8.812	0.000	7.791	Off Peak Load
13/12/2023 07:00	14.634	289,132	12.759	0.000	8.037	Off Peak Load
13/12/2023 08:00	14.636	285,746	5.980	0.000	7.611	Off Peak Load
13/12/2023 09:00	14.659	286,985	9.816	0.000	6.415	Off Peak Load
13/12/2023 10:00	14.773	290,003	12.313	0.000	5.195	Off Peak Load
13/12/2023 11:00	14.785	290,755	15.710	0.001	4.485	Off Peak Load
13/12/2023 12:00	14.790	286,705	12.784	0.001	3.986	Off Peak Load
13/12/2023 13:00	14.859	277,885	12.557	0.001	4.702	Off Peak Load
13/12/2023 14:00	14.933	337,760	16.139	0.001	4.794	On Peak Load
13/12/2023 15:00	14.975	338,097	18.287	0.001	4.558	On Peak Load
13/12/2023 16:00	14.980	335,001	12.229	0.002	4.276	On Peak Load

Site Name: [illegible]
Stack Name: [illegible]
Periodically: [illegible]

	Actual Operation Condition		Emission Concentration for Standardization Comparison			
Date & Time	O2	FLOW @1 ATM 25C	HRSG1_NOx@7%O2	HRSG1_SOx@7%O2	HRSG1_Dust (7%O2)	Remark
	%	m3/hr	ppm	ppm	mg/m3	
13/12/2023 17:00	14.894	330,126	13.665	0.002	3.947	On Peak Load
13/12/2023 18:00	14.864	332,783	11.243	0.001	5.445	On Peak Load
13/12/2023 19:00	14.833	338,603	8.499	0.001	6.069	On Peak Load
13/12/2023 20:00	14.830	329,623	12.800	0.001	5.726	On Peak Load
13/12/2023 21:00	14.863	328,157	28.664	0.001	5.772	On Peak Load
13/12/2023 22:00	14.873	332,830	30.991	0.001	5.860	On Peak Load
13/12/2023 23:00	14.790	302,007	28.111	0.001	5.690	Off Peak Load
14/12/2023 00:00	14.796	298,029	29.738	0.949	5.559	Off Peak Load
14/12/2023 01:00	14.757	293,006	29.957	1.636	5.687	Off Peak Load
14/12/2023 02:00	14.801	305,070	29.015	0.612	5.741	Off Peak Load
14/12/2023 03:00	14.796	291,254	30.120	2.374	5.652	Off Peak Load
14/12/2023 04:00	14.823	301,163	29.825	1.882	5.868	Off Peak Load
14/12/2023 05:00	14.809	303,019	30.346	2.396	5.910	Off Peak Load
14/12/2023 06:00	14.785	296,883	30.254	2.822	6.567	Off Peak Load
14/12/2023 07:00	14.767	292,452	31.208	3.398	6.911	Off Peak Load
14/12/2023 08:00	14.753	287,089	29.641	1.852	6.903	Off Peak Load
14/12/2023 09:00	14.786	290,861	30.368	2.073	6.645	Off Peak Load
14/12/2023 10:00	14.829	278,370	25.493	0.005	6.371	Off Peak Load
14/12/2023 11:00	14.894	282,804	30.697	1.971	6.265	Off Peak Load
14/12/2023 12:00	14.903	278,176	29.661	2.032	6.154	Off Peak Load
14/12/2023 13:00	14.920	279,353	29.828	1.933	6.037	Off Peak Load
14/12/2023 14:00	14.979	337,825	32.989	1.536	6.457	On Peak Load
14/12/2023 15:00	15.041	331,506	34.299	1.668	6.442	On Peak Load
14/12/2023 16:00	14.985	340,980	33.620	1.348	6.190	On Peak Load
14/12/2023 17:00	14.945	341,515	33.097	0.671	6.655	On Peak Load
14/12/2023 18:00	14.914	331,584	33.754	2.295	6.344	On Peak Load
14/12/2023 19:00	14.886	331,793	32.553	1.257	6.416	On Peak Load
14/12/2023 20:00	14.889	327,701	32.023	1.897	6.249	On Peak Load
14/12/2023 21:00	14.867	334,308	32.239	2.208	6.336	On Peak Load
14/12/2023 22:00	14.819	333,925	31.385	1.124	6.458	On Peak Load
14/12/2023 23:00	14.804	303844.188	29.383	2.043	6.060	Off Peak Load
15/12/2023 00:00	14.796	292890.188	29.233	1.437	6.081	Off Peak Load
15/12/2023 01:00	14.781	301329.094	29.650	2.128	5.880	Off Peak Load
15/12/2023 02:00	14.807	302002.750	29.447	2.173	6.046	Off Peak Load
15/12/2023 03:00	14.787	302515.031	28.563	1.788	5.968	Off Peak Load
15/12/2023 04:00	14.797	295423.938	29.685	2.835	6.208	Off Peak Load
15/12/2023 05:00	14.752	287958.125	29.732	2.670	6.519	Off Peak Load
15/12/2023 06:00	14.752	291753.094	29.650	1.831	6.902	Off Peak Load
15/12/2023 07:00	14.722	287220.875	24.835	0.000	6.421	Off Peak Load
15/12/2023 08:00	14.792	275341.313	21.611	0.000	6.488	Off Peak Load
15/12/2023 09:00	14.819	268265.219	25.620	0.000	6.643	Off Peak Load
15/12/2023 10:00	14.889	264,119	30.316	0.000	6.694	Off Peak Load
15/12/2023 11:00	14.938	271,299	24.951	0.000	6.370	Off Peak Load
15/12/2023 12:00	14.960	265,456	29.245	0.000	6.394	Off Peak Load
15/12/2023 13:00	15.041	259,130	30.431	0.000	6.264	Off Peak Load
15/12/2023 14:00	14.899	314,438	18.159	0.000	5.893	On Peak Load
15/12/2023 15:00	14.853	299,495	16.729	0.000	5.341	On Peak Load
15/12/2023 16:00	14.854	305,165	13.186	0.000	6.108	On Peak Load
15/12/2023 17:00	14.831	297,608	9.710	0.000	6.088	On Peak Load
15/12/2023 18:00	14.814	305,018	10.369	0.001	6.174	On Peak Load
15/12/2023 19:00	14.794	300,993	14.372	0.001	6.407	On Peak Load
15/12/2023 20:00	14.826	303,310	24.345	0.002	6.217	On Peak Load
15/12/2023 21:00	14.775	300,710	26.221	0.003	6.120	On Peak Load
15/12/2023 22:00	14.743	302,632	27.788	0.000	6.210	On Peak Load
15/12/2023 23:00	14.751	278,647	26.050	1.387	5.955	Off Peak Load
16/12/2023 00:00	14.792	275,812	30.407	1.880	6.047	Off Peak Load
16/12/2023 01:00	14.774	272,304	30.737	2.517	6.003	Off Peak Load
16/12/2023 02:00	14.769	274,332	27.681	2.198	6.018	Off Peak Load
16/12/2023 03:00	14.796	271,136	30.534	0.568	6.080	Off Peak Load
16/12/2023 04:00	14.780	272,952	24.353	0.002	6.290	Off Peak Load
16/12/2023 05:00	14.764	270,675	27.407	0.000	7.428	Off Peak Load
16/12/2023 06:00	14.755	270,299	33.827	1.272	8.251	Off Peak Load
16/12/2023 07:00	14.770	270,455	34.237	2.015	7.453	Off Peak Load
16/12/2023 08:00	14.847	258,455	45.071	1.689	6.821	Off Peak Load
16/12/2023 09:00	14.834	268,716	34.860	2.585	6.118	Off Peak Load
16/12/2023 10:00	14.849	275,959	28.053	2.325	4.825	Off Peak Load
16/12/2023 11:00	14.861	284,158	30.138	2.122	4.622	Off Peak Load
16/12/2023 12:00	14.907	270,519	30.122	2.036	4.245	Off Peak Load
16/12/2023 13:00	14.997	263,085	41.936	1.855	4.340	Off Peak Load
16/12/2023 14:00	14.964	320,577	32.539	1.782	4.547	On Peak Load
16/12/2023 15:00	14.984	339,261	33.455	1.748	4.626	On Peak Load
16/12/2023 16:00	14.982	327,198	33.085	1.437	4.883	On Peak Load
16/12/2023 17:00	14.915	324,024	32.754	1.298	4.867	On Peak Load
16/12/2023 18:00	14.884	317,366	32.580	1.706	5.475	On Peak Load
16/12/2023 19:00	14.872	317,345	32.150	1.057	5.539	On Peak Load
16/12/2023 20:00	14.832	322,435	31.800	1.540	5.156	On Peak Load

Site Name: [illegible]
Stack Name: [illegible]
Periodically: [illegible]

Date & Time	Actual Operation Condition		Emission Concentration for Standardization Comparison			Remark
	O2	FLOW @1 ATM 25C	HRSG1_NOx@7%O2	HRSG1_SOx@7%O2	HRSG1_Dust (7%O2)	
	%	m3/hr	ppm	ppm	mg/m3	
16/12/2023 21:00	14.839	318,083	30.917	1.863	4.832	On Peak Load
16/12/2023 22:00	14.801	319,634	30.131	1.075	4.960	On Peak Load
16/12/2023 23:00	14.710	285188.375	27.875	2.289	4.766	Off Peak Load
17/12/2023 00:00	14.734	273158.156	30.467	1.944	4.878	Off Peak Load
17/12/2023 01:00	14.727	284027.656	27.602	1.300	4.852	Off Peak Load
17/12/2023 02:00	14.715	294782.094	28.454	1.806	5.099	Off Peak Load
17/12/2023 03:00	14.721	287318.156	28.528	2.778	6.023	Off Peak Load
17/12/2023 04:00	14.714	292113.625	28.476	2.211	6.925	Off Peak Load
17/12/2023 05:00	14.674	288711.313	28.097	2.505	7.394	Off Peak Load
17/12/2023 06:00	14.710	285051.969	27.630	1.769	6.980	Off Peak Load
17/12/2023 07:00	14.683	283570.531	28.091	1.665	6.401	Off Peak Load
17/12/2023 08:00	14.763	271729.656	30.679	2.875	6.349	Off Peak Load
17/12/2023 09:00	14.837	272416.188	28.538	2.193	5.422	Off Peak Load
17/12/2023 10:00	14.924	266,666	36.738	2.463	4.763	Off Peak Load
17/12/2023 11:00	14.877	276,473	28.432	2.133	4.415	Off Peak Load
17/12/2023 12:00	14.890	271,875	28.910	2.093	4.035	Off Peak Load
17/12/2023 13:00	14.917	276,345	28.608	1.698	4.440	Off Peak Load
17/12/2023 14:00	14.968	272,408	29.142	1.604	3.984	Off Peak Load
17/12/2023 15:00	14.915	277,930	29.972	1.446	3.976	Off Peak Load
17/12/2023 16:00	14.898	276,454	30.037	1.465	3.391	Off Peak Load
17/12/2023 17:00	14.884	280,998	29.854	1.592	3.827	Off Peak Load
17/12/2023 18:00	15.204	239,228	29.972	0.626	4.402	Off Peak Load
17/12/2023 19:00	14.901	321,863	33.090	1.901	4.490	On Peak Load
17/12/2023 20:00	14.920	318,156	33.249	2.095	4.355	On Peak Load
17/12/2023 21:00	14.867	260,574	28.666	0.923	4.185	Off Peak Load
17/12/2023 22:00	Shutdown	Shutdown	Shutdown	Shutdown	Shutdown	Off Peak Load GT11 SD Half Block
17/12/2023 23:00	Shutdown	Shutdown	Shutdown	Shutdown	Shutdown	Off Peak Load GT11 SD Half Block
18/12/2023 00:00	Shutdown	Shutdown	Shutdown	Shutdown	Shutdown	Off Peak Load GT11 SD Half Block
18/12/2023 01:00	Shutdown	Shutdown	Shutdown	Shutdown	Shutdown	Off Peak Load GT11 SD Half Block
18/12/2023 02:00	Shutdown	Shutdown	Shutdown	Shutdown	Shutdown	Off Peak Load GT11 SD Half Block
18/12/2023 03:00	Shutdown	Shutdown	Shutdown	Shutdown	Shutdown	Off Peak Load GT11 SD Half Block
18/12/2023 04:00	Shutdown	Shutdown	Shutdown	Shutdown	Shutdown	Off Peak Load GT11 SD Half Block
18/12/2023 05:00	Shutdown	Shutdown	Shutdown	Shutdown	Shutdown	Off Peak Load GT11 SD Half Block
18/12/2023 06:00	Shutdown	Shutdown	Shutdown	Shutdown	Shutdown	Off Peak Load GT11 SD Half Block
18/12/2023 07:00	Shutdown	Shutdown	Shutdown	Shutdown	Shutdown	Off Peak Load GT11 SD Half Block
18/12/2023 08:00	Shutdown	Shutdown	Shutdown	Shutdown	Shutdown	Off Peak Load GT11 SD Half Block
18/12/2023 09:00	Shutdown	Shutdown	Shutdown	Shutdown	Shutdown	Off Peak Load GT11 SD Half Block
18/12/2023 10:00	Shutdown	Shutdown	Shutdown	Shutdown	Shutdown	Off Peak Load GT11 SD Half Block
18/12/2023 11:00	Shutdown	Shutdown	Shutdown	Shutdown	Shutdown	Off Peak Load GT11 SD Half Block
18/12/2023 12:00	Shutdown	Shutdown	Shutdown	Shutdown	Shutdown	Off Peak Load GT11 SD Half Block
18/12/2023 13:00	Shutdown	Shutdown	Shutdown	Shutdown	Shutdown	Off Peak Load GT11 SD Half Block
18/12/2023 14:00	Shutdown	Shutdown	Shutdown	Shutdown	Shutdown	Off Peak Load GT11 SD Half Block
18/12/2023 15:00	14.955	321,455	34.049	1.766	4.583	On Peak Load
18/12/2023 16:00	15.037	327,525	35.382	1.651	5.163	On Peak Load
18/12/2023 17:00	14.994	327,535	35.097	1.895	4.916	On Peak Load
18/12/2023 18:00	14.942	323,543	32.780	1.467	4.810	On Peak Load
18/12/2023 19:00	14.927	324,965	32.337	1.607	5.180	On Peak Load
18/12/2023 20:00	14.894	323,504	33.213	1.990	4.963	On Peak Load
18/12/2023 21:00	14.902	321,174	32.077	1.252	4.857	On Peak Load
18/12/2023 22:00	14.859	364,354	39.671	2.151	5.395	Off Peak Load
18/12/2023 23:00	14.934	347,768	34.000	1.611	5.202	Off Peak Load GT12 SD Half Block
19/12/2023 00:00	14.926	350,463	34.397	2.650	5.416	Off Peak Load GT12 SD Half Block
19/12/2023 01:00	14.917	345,998	32.984	1.709	5.445	Off Peak Load GT12 SD Half Block
19/12/2023 02:00	14.909	348,123	32.886	1.657	5.727	Off Peak Load GT12 SD Half Block
19/12/2023 03:00	14.901	347,912	33.022	1.355	5.759	Off Peak Load GT12 SD Half Block
19/12/2023 04:00	14.893	346,183	28.319	0.007	5.825	Off Peak Load GT12 SD Half Block
19/12/2023 05:00	14.884	345,974	25.228	0.006	5.840	Off Peak Load GT12 SD Half Block
19/12/2023 06:00	14.876	346,414	21.553	0.006	5.751	Off Peak Load GT12 SD Half Block
19/12/2023 07:00	14.890	346,675	20.810	0.005	5.793	Off Peak Load GT12 SD Half Block
19/12/2023 08:00	14.923	347,822	25.294	0.004	6.134	Off Peak Load GT12 SD Half Block
19/12/2023 09:00	14.957	350,004	21.126	0.003	5.955	Off Peak Load GT12 SD Half Block
19/12/2023 10:00	14.990	352,221	23.732	0.002	6.090	Off Peak Load GT12 SD Half Block
19/12/2023 11:00	15.017	356,198	22.738	0.001	6.049	Off Peak Load GT12 SD Half Block
19/12/2023 12:00	15.003	356,214	23.564	0.001	5.623	Off Peak Load GT12 SD Half Block
19/12/2023 13:00	14.963	337,762	16.459	0.001	5.491	Off Peak Load
19/12/2023 14:00	14.923	317,770	15.328	0.001	5.045	On Peak Load
19/12/2023 15:00	14.964	319,413	16.385	0.001	5.110	On Peak Load
19/12/2023 16:00	14.991	324,557	21.636	0.001	4.936	On Peak Load
19/12/2023 17:00	14.871	322,588	13.069	0.001	5.062	On Peak Load
19/12/2023 18:00	14.842	313,277	3.076	0.001	5.315	On Peak Load
19/12/2023 19:00	14.826	314,992	19.813	0.001	5.509	On Peak Load
19/12/2023 20:00	14.797	307,973	18.325	0.001	5.525	On Peak Load
19/12/2023 21:00	14.759	311,110	11.572	0.000	5.195	On Peak Load
19/12/2023 22:00	14.728	365,237	21.470	0.000	5.622	Off Peak Load
19/12/2023 23:00	14.832	348005.656	15.296	0.000	5.428	Off Peak Load GT12 SD Half Block
20/12/2023 00:00	14.838	349018.000	4.154	0.000	5.544	Off Peak Load GT12 SD Half Block

Site Name: [illegible]
Stack Name: [illegible]
Periodically: [illegible]

Date & Time	Actual Operation Condition		Emission Concentration for Standardization Comparison			Remark
	O2	FLOW @1 ATM 25C	HRSG1_NOx@7%O2	HRSG1_SOx@7%O2	HRSG1_Dust (7%O2)	
	%	m3/hr	ppm	ppm	mg/m3	
20/12/2023 01:00	14.844	348343.156	17.504	0.000	5.457	Off Peak Load GT12 SD Half Block
20/12/2023 02:00	14.844	351820.406	15.033	0.000	5.560	Off Peak Load GT12 SD Half Block
20/12/2023 03:00	14.841	349480.031	12.358	0.000	5.568	Off Peak Load GT12 SD Half Block
20/12/2023 04:00	14.838	348879.063	12.211	0.000	5.618	Off Peak Load GT12 SD Half Block
20/12/2023 05:00	14.849	351575.219	16.486	0.000	5.568	Off Peak Load GT12 SD Half Block
20/12/2023 06:00	14.860	346046.531	14.909	0.000	5.531	Off Peak Load GT12 SD Half Block
20/12/2023 07:00	14.871	346407.781	15.573	0.000	5.712	Off Peak Load GT12 SD Half Block
20/12/2023 08:00	14.896	349947.844	10.472	0.000	5.935	Off Peak Load GT12 SD Half Block
20/12/2023 09:00	14.935	349284.813	17.573	0.001	5.919	Off Peak Load GT12 SD Half Block
20/12/2023 10:00	14.966	354,128	21.136	0.002	5.830	Off Peak Load GT12 SD Half Block
20/12/2023 11:00	14.980	354,146	20.768	0.002	5.766	Off Peak Load GT12 SD Half Block
20/12/2023 12:00	14.993	354,934	15.848	0.002	5.920	Off Peak Load GT12 SD Half Block
20/12/2023 13:00	14.997	322,625	18.807	0.002	5.679	Off Peak Load
20/12/2023 14:00	14.922	301,275	14.002	0.002	5.132	On Peak Load
20/12/2023 15:00	14.930	307,260	12.723	0.001	5.110	On Peak Load
20/12/2023 16:00	14.920	307,003	14.873	0.001	5.227	On Peak Load
20/12/2023 17:00	14.852	303,777	4.035	0.001	5.142	On Peak Load
20/12/2023 18:00	14.804	305,979	13.753	0.001	5.274	On Peak Load
20/12/2023 19:00	14.757	295,480	13.542	0.001	5.632	On Peak Load
20/12/2023 20:00	14.774	300,959	20.735	0.001	5.240	On Peak Load
20/12/2023 21:00	14.832	301,872	25.088	0.001	4.591	On Peak Load
20/12/2023 22:00	Shutdown	Shutdown	Shutdown	Shutdown	Shutdown	Off Peak Load GT11 SD Half Block
20/12/2023 23:00	Shutdown	Shutdown	Shutdown	Shutdown	Shutdown	Off Peak Load GT11 SD Half Block
21/12/2023 00:00	Shutdown	Shutdown	Shutdown	Shutdown	Shutdown	Off Peak Load GT11 SD Half Block
21/12/2023 01:00	Shutdown	Shutdown	Shutdown	Shutdown	Shutdown	Off Peak Load GT11 SD Half Block
21/12/2023 02:00	Shutdown	Shutdown	Shutdown	Shutdown	Shutdown	Off Peak Load GT11 SD Half Block
21/12/2023 03:00	Shutdown	Shutdown	Shutdown	Shutdown	Shutdown	Off Peak Load GT11 SD Half Block
21/12/2023 04:00	Shutdown	Shutdown	Shutdown	Shutdown	Shutdown	Off Peak Load GT11 SD Half Block
21/12/2023 05:00	Shutdown	Shutdown	Shutdown	Shutdown	Shutdown	Off Peak Load GT11 SD Half Block
21/12/2023 06:00	Shutdown	Shutdown	Shutdown	Shutdown	Shutdown	Off Peak Load GT11 SD Half Block
21/12/2023 07:00	Shutdown	Shutdown	Shutdown	Shutdown	Shutdown	Off Peak Load GT11 SD Half Block
21/12/2023 08:00	Shutdown	Shutdown	Shutdown	Shutdown	Shutdown	Off Peak Load GT11 SD Half Block
21/12/2023 09:00	Shutdown	Shutdown	Shutdown	Shutdown	Shutdown	Off Peak Load GT11 SD Half Block
21/12/2023 10:00	Shutdown	Shutdown	Shutdown	Shutdown	Shutdown	Off Peak Load GT11 SD Half Block
21/12/2023 11:00	Shutdown	Shutdown	Shutdown	Shutdown	Shutdown	Off Peak Load GT11 SD Half Block
21/12/2023 12:00	Shutdown	Shutdown	Shutdown	Shutdown	Shutdown	Off Peak Load GT11 SD Half Block
21/12/2023 13:00	Shutdown	Shutdown	Shutdown	Shutdown	Shutdown	Off Peak Load GT11 SD Half Block
21/12/2023 14:00	14.833	295,082	33.232	1.642	5.220	On Peak Load
21/12/2023 15:00	14.807	295,655	32.696	1.697	5.276	On Peak Load
21/12/2023 16:00	14.910	300,780	32.486	1.382	5.330	On Peak Load
21/12/2023 17:00	14.942	301,004	32.939	1.494	5.209	On Peak Load
21/12/2023 18:00	14.926	303,452	32.016	0.753	5.167	On Peak Load
21/12/2023 19:00	14.884	301,402	32.883	1.823	4.949	On Peak Load
21/12/2023 20:00	14.835	294,148	32.355	1.822	5.167	On Peak Load
21/12/2023 21:00	14.831	300,926	31.539	0.728	5.297	On Peak Load
21/12/2023 22:00	14.985	366,552	34.042	1.239	5.790	Off Peak Load
21/12/2023 23:00	14.995	350829.438	36.870	1.770	5.735	Off Peak Load GT12 SD Half Block
22/12/2023 00:00	14.990	347868.969	37.018	2.415	5.645	Off Peak Load GT12 SD Half Block
22/12/2023 01:00	14.985	344715.719	36.675	2.639	5.643	Off Peak Load GT12 SD Half Block
22/12/2023 02:00	14.980	343992.656	36.525	2.713	5.708	Off Peak Load GT12 SD Half Block
22/12/2023 03:00	14.975	347885.000	36.714	2.276	5.976	Off Peak Load GT12 SD Half Block
22/12/2023 04:00	14.970	345140.750	36.252	2.049	5.777	Off Peak Load GT12 SD Half Block
22/12/2023 05:00	14.965	346065.000	36.702	3.193	5.751	Off Peak Load GT12 SD Half Block
22/12/2023 06:00	14.959	342675.406	35.623	1.961	5.808	Off Peak Load GT12 SD Half Block
22/12/2023 07:00	14.958	345732.406	36.939	3.333	5.882	Off Peak Load GT12 SD Half Block
22/12/2023 08:00	14.958	343934.094	36.305	2.169	6.054	Off Peak Load GT12 SD Half Block
22/12/2023 09:00	14.957	346103.094	38.217	3.667	6.076	Off Peak Load GT12 SD Half Block
22/12/2023 10:00	14.984	347,908	36.812	1.735	6.060	Off Peak Load GT12 SD Half Block
22/12/2023 11:00	15.011	347,987	37.848	2.575	5.920	Off Peak Load GT12 SD Half Block
22/12/2023 12:00	15.038	348,080	38.148	2.294	5.878	Off Peak Load GT12 SD Half Block
22/12/2023 13:00	15.019	343,389	35.780	2.210	5.949	Off Peak Load
22/12/2023 14:00	14.875	286,932	34.156	1.948	5.411	On Peak Load
22/12/2023 15:00	14.890	290,748	33.425	2.120	5.277	On Peak Load
22/12/2023 16:00	14.918	298,341	33.513	1.751	5.339	On Peak Load
22/12/2023 17:00	14.891	294,805	32.949	1.540	5.437	On Peak Load
22/12/2023 18:00	14.857	289,121	33.837	2.089	5.345	On Peak Load
22/12/2023 19:00	14.863	301,382	32.931	1.379	5.475	On Peak Load
22/12/2023 20:00	14.858	293,853	32.634	1.395	5.399	On Peak Load
22/12/2023 21:00	14.870	299,181	32.801	1.478	5.448	On Peak Load
22/12/2023 22:00	14.972	372,197	40.903	1.736	6.191	Off Peak Load
22/12/2023 23:00	14.968	344,180	37.974	2.564	5.717	Off Peak Load GT12 SD Half Block
23/12/2023 00:00	14.962	345,992	38.249	2.826	5.778	Off Peak Load GT12 SD Half Block
23/12/2023 01:00	14.956	345,823	36.958	1.927	5.640	Off Peak Load GT12 SD Half Block
23/12/2023 02:00	14.951	341,958	37.741	2.860	5.787	Off Peak Load GT12 SD Half Block
23/12/2023 03:00	14.945	345,733	38.010	3.122	5.812	Off Peak Load GT12 SD Half Block
23/12/2023 04:00	14.939	343,911	36.161	2.095	5.814	Off Peak Load GT12 SD Half Block

Site Name: [illegible]
Stack Name: [illegible]
Periodically: [illegible]

Date & Time	Actual Operation Condition		Emission Concentration for Standardization Comparison			Remark
	O2	FLOW @1 ATM 25C	HRSG1_NOx@7%O2	HRSG1_SOx@7%O2	HRSG1_Dust (7%O2)	
	%	m3/hr	ppm	ppm	mg/m3	
23/12/2023 05:00	14.933	342,156	36.465	2.396	5.818	Off Peak Load GT12 SD Half Block
23/12/2023 06:00	14.935	345,219	36.536	2.185	5.772	Off Peak Load GT12 SD Half Block
23/12/2023 07:00	14.951	343,345	36.898	3.164	5.945	Off Peak Load GT12 SD Half Block
23/12/2023 08:00	14.967	343,948	37.112	2.364	6.031	Off Peak Load GT12 SD Half Block
23/12/2023 09:00	14.983	341,935	32.710	0.016	6.107	Off Peak Load GT12 SD Half Block
23/12/2023 10:00	14.999	346,973	37.325	2.183	6.156	Off Peak Load GT12 SD Half Block
23/12/2023 11:00	15.027	346,812	37.528	2.351	6.094	Off Peak Load GT12 SD Half Block
23/12/2023 12:00	15.054	347,274	37.904	2.182	6.023	Off Peak Load GT12 SD Half Block
23/12/2023 13:00	15.019	335,354	35.435	2.124	5.890	Off Peak Load
23/12/2023 14:00	14.894	284,537	32.898	1.573	5.380	On Peak Load
23/12/2023 15:00	14.878	284,620	33.161	1.500	5.594	On Peak Load
23/12/2023 16:00	14.873	284,937	32.258	1.453	5.281	On Peak Load
23/12/2023 17:00	14.873	289,371	33.439	1.701	5.351	On Peak Load
23/12/2023 18:00	14.875	292,065	33.234	2.090	5.288	On Peak Load
23/12/2023 19:00	14.874	292,205	33.454	1.824	5.517	On Peak Load
23/12/2023 20:00	14.836	282,160	31.663	1.151	5.467	On Peak Load
23/12/2023 21:00	14.841	285,258	31.804	1.408	5.553	On Peak Load
23/12/2023 22:00	Shutdown	Shutdown	Shutdown	Shutdown	Shutdown	Off Peak Load GT11 SD Half Block
23/12/2023 23:00	Shutdown	Shutdown	Shutdown	Shutdown	Shutdown	Off Peak Load GT11 SD Half Block
24/12/2023 00:00	Shutdown	Shutdown	Shutdown	Shutdown	Shutdown	Off Peak Load GT11 SD Half Block
24/12/2023 01:00	Shutdown	Shutdown	Shutdown	Shutdown	Shutdown	Off Peak Load GT11 SD Half Block
24/12/2023 02:00	Shutdown	Shutdown	Shutdown	Shutdown	Shutdown	Off Peak Load GT11 SD Half Block
24/12/2023 03:00	Shutdown	Shutdown	Shutdown	Shutdown	Shutdown	Off Peak Load GT11 SD Half Block
24/12/2023 04:00	Shutdown	Shutdown	Shutdown	Shutdown	Shutdown	Off Peak Load GT11 SD Half Block
24/12/2023 05:00	Shutdown	Shutdown	Shutdown	Shutdown	Shutdown	Off Peak Load GT11 SD Half Block
24/12/2023 06:00	Shutdown	Shutdown	Shutdown	Shutdown	Shutdown	Off Peak Load GT11 SD Half Block
24/12/2023 07:00	Shutdown	Shutdown	Shutdown	Shutdown	Shutdown	Off Peak Load GT11 SD Half Block
24/12/2023 08:00	Shutdown	Shutdown	Shutdown	Shutdown	Shutdown	Off Peak Load GT11 SD Half Block
24/12/2023 09:00	Shutdown	Shutdown	Shutdown	Shutdown	Shutdown	Off Peak Load GT11 SD Half Block
24/12/2023 10:00	Shutdown	Shutdown	Shutdown	Shutdown	Shutdown	Off Peak Load GT11 SD Half Block
24/12/2023 11:00	Shutdown	Shutdown	Shutdown	Shutdown	Shutdown	Off Peak Load GT11 SD Half Block
24/12/2023 12:00	Shutdown	Shutdown	Shutdown	Shutdown	Shutdown	Off Peak Load GT11 SD Half Block
24/12/2023 13:00	Shutdown	Shutdown	Shutdown	Shutdown	Shutdown	Off Peak Load GT11 SD Half Block
24/12/2023 14:00	Shutdown	Shutdown	Shutdown	Shutdown	Shutdown	Off Peak Load GT11 SD Half Block
24/12/2023 15:00	Shutdown	Shutdown	Shutdown	Shutdown	Shutdown	Off Peak Load GT11 SD Half Block
24/12/2023 16:00	Shutdown	Shutdown	Shutdown	Shutdown	Shutdown	Off Peak Load GT11 SD Half Block
24/12/2023 17:00	Shutdown	Shutdown	Shutdown	Shutdown	Shutdown	Off Peak Load GT11 SD Half Block
24/12/2023 18:00	Shutdown	Shutdown	Shutdown	Shutdown	Shutdown	Off Peak Load GT11 SD Half Block
24/12/2023 19:00	14.791	289,509	32.065	0.826	5.442	On Peak Load
24/12/2023 20:00	14.852	281,533	32.957	1.636	5.383	On Peak Load
24/12/2023 21:00	14.794	286,829	33.057	1.894	5.434	On Peak Load
24/12/2023 22:00	14.974	258,530	analyzer fail	1.756	5.751	Off Peak Load
24/12/2023 23:00	14.965	260,131	analyzer fail	1.840	5.755	Off Peak Load
25/12/2023 00:00	15.017	250,954	analyzer fail	1.817	5.931	Off Peak Load
25/12/2023 01:00	15.041	250,067	analyzer fail	2.067	5.895	Off Peak Load
25/12/2023 02:00	14.931	255,804	analyzer fail	2.144	5.840	Off Peak Load
25/12/2023 03:00	15.007	252,733	analyzer fail	1.971	5.981	Off Peak Load
25/12/2023 04:00	15.023	257,321	analyzer fail	1.881	5.770	Off Peak Load
25/12/2023 05:00	15.003	251,601	analyzer fail	1.917	5.834	Off Peak Load
25/12/2023 06:00	15.002	250,875	analyzer fail	0.935	5.892	Off Peak Load
25/12/2023 07:00	14.987	254,502	analyzer fail	2.174	5.786	Off Peak Load
25/12/2023 08:00	14.980	255,196	analyzer fail	1.965	5.956	Off Peak Load
25/12/2023 09:00	14.956	256,955	analyzer fail	0.805	5.889	Off Peak Load
25/12/2023 10:00	15.015	257,515	analyzer fail	0.003	6.091	Off Peak Load
25/12/2023 11:00	15.052	246,725	analyzer fail	0.004	6.110	Off Peak Load
25/12/2023 12:00	15.017	247,151	50.741	0.003	6.146	Off Peak Load
25/12/2023 13:00	15.063	241,570	51.829	0.003	5.983	Off Peak Load
25/12/2023 14:00	14.770	286,019	22.357	0.002	5.397	On Peak Load
25/12/2023 15:00	14.889	288,852	21.199	0.001	5.394	On Peak Load
25/12/2023 16:00	14.852	292,723	22.180	0.001	5.256	On Peak Load
25/12/2023 17:00	14.856	293,501	17.419	0.000	5.287	On Peak Load
25/12/2023 18:00	14.824	292,061	16.926	0.000	5.299	On Peak Load
25/12/2023 19:00	14.832	288,812	15.780	0.000	5.341	On Peak Load
25/12/2023 20:00	14.829	290,741	15.072	0.000	5.433	On Peak Load
25/12/2023 21:00	14.819	289,715	20.235	0.000	5.405	On Peak Load
25/12/2023 22:00	14.799	294,891	13.084	0.000	5.441	On Peak Load
25/12/2023 23:00	14.891	260,820	37.470	0.000	5.782	Off Peak Load
26/12/2023 00:00	14.917	257,121	35.889	0.000	5.724	Off Peak Load
26/12/2023 01:00	14.909	261,829	41.631	0.000	5.691	Off Peak Load
26/12/2023 02:00	14.877	264,551	34.087	0.000	5.632	Off Peak Load
26/12/2023 03:00	14.891	264,980	32.500	0.001	5.670	Off Peak Load
26/12/2023 04:00	14.875	262,191	34.039	0.001	5.662	Off Peak Load
26/12/2023 05:00	14.888	258,545	36.116	0.002	5.752	Off Peak Load
26/12/2023 06:00	14.854	260,945	33.543	0.002	5.787	Off Peak Load
26/12/2023 07:00	14.885	261,131	34.658	0.003	5.727	Off Peak Load
26/12/2023 08:00	14.922	254,470	39.339	0.003	5.848	Off Peak Load

Site Name: [illegible]
Stack Name: [illegible]
Periodically: [illegible]

Date & Time	Actual Operation Condition		Emission Concentration for Standardization Comparison			Remark
	O2	FLOW @1 ATM 25C	HRSG1_NOx@7%O2	HRSG1_SOx@7%O2	HRSG1_Dust (7%O2)	
	%	m3/hr	ppm	ppm	mg/m3	
26/12/2023 09:00	14.923	256,881	35.314	0.004	5.866	Off Peak Load
26/12/2023 10:00	14.971	251,530	32.723	0.004	5.843	Off Peak Load
26/12/2023 11:00	15.005	257,281	41.087	0.004	6.000	Off Peak Load
26/12/2023 12:00	15.028	253,003	43.586	0.004	5.876	Off Peak Load
26/12/2023 13:00	15.008	256,595	34.724	0.004	5.912	Off Peak Load
26/12/2023 14:00	14.773	285,438	13.512	0.004	5.207	On Peak Load
26/12/2023 15:00	14.827	290,742	12.247	0.004	5.215	On Peak Load
26/12/2023 16:00	14.844	287,077	13.272	0.004	4.916	On Peak Load
26/12/2023 17:00	14.836	296,265	8.173	0.004	5.103	On Peak Load
26/12/2023 18:00	14.822	292,853	14.523	0.003	5.076	On Peak Load
26/12/2023 19:00	14.800	286,745	12.850	0.003	5.172	On Peak Load
26/12/2023 20:00	14.803	293,035	15.089	0.002	5.264	On Peak Load
26/12/2023 21:00	14.776	296,433	9.568	0.000	5.298	On Peak Load
26/12/2023 22:00	14.735	290,632	8.647	0.000	5.499	On Peak Load
26/12/2023 23:00	14.835	267,659	28.741	0.000	5.519	Off Peak Load
27/12/2023 00:00	14.915	259,344	32.014	0.000	5.676	Off Peak Load
27/12/2023 01:00	14.851	263,088	31.543	0.000	5.649	Off Peak Load
27/12/2023 02:00	14.834	270,141	24.222	0.000	5.550	Off Peak Load
27/12/2023 03:00	14.845	264,765	31.347	0.000	5.604	Off Peak Load
27/12/2023 04:00	14.880	270,931	25.072	0.000	5.408	Off Peak Load
27/12/2023 05:00	14.894	262,099	31.608	0.000	5.555	Off Peak Load
27/12/2023 06:00	14.867	262,179	28.353	0.000	5.559	Off Peak Load
27/12/2023 07:00	14.858	257,667	30.268	0.000	5.684	Off Peak Load
27/12/2023 08:00	14.955	252,574	41.437	0.000	6.145	Off Peak Load
27/12/2023 09:00	14.980	259,865	37.185	0.000	6.015	Off Peak Load
27/12/2023 10:00	15.017	258,510	41.522	0.000	5.984	Off Peak Load
27/12/2023 11:00	15.043	256,214	42.044	0.000	5.858	Off Peak Load
27/12/2023 12:00	15.080	251,965	42.642	0.000	5.752	Off Peak Load
27/12/2023 13:00	15.025	251,592	35.145	0.000	5.628	Off Peak Load
27/12/2023 14:00	14.780	282,649	11.781	0.000	5.139	On Peak Load
27/12/2023 15:00	14.851	286,698	16.273	0.000	4.894	On Peak Load
27/12/2023 16:00	14.874	287,582	12.045	0.001	5.023	On Peak Load
27/12/2023 17:00	14.887	291,878	12.031	0.001	5.064	On Peak Load
27/12/2023 18:00	14.839	291,031	13.379	0.002	4.763	On Peak Load
27/12/2023 19:00	14.784	288,288	17.381	0.001	5.159	On Peak Load
27/12/2023 20:00	14.785	291,950	22.353	0.001	5.295	On Peak Load
27/12/2023 21:00	14.773	288,730	27.623	0.000	5.076	On Peak Load
27/12/2023 22:00	14.775	290,225	28.208	0.103	5.213	On Peak Load
27/12/2023 23:00	14.920	258,108	46.714	0.003	5.356	Off Peak Load
28/12/2023 00:00	15.000	255,362	analyzer fail	0.795	5.458	Off Peak Load
28/12/2023 01:00	14.982	256,013	analyzer fail	1.458	5.585	Off Peak Load
28/12/2023 02:00	14.950	260,947	analyzer fail	2.040	5.591	Off Peak Load
28/12/2023 03:00	14.987	258,960	analyzer fail	2.334	5.643	Off Peak Load
28/12/2023 04:00	15.003	250,046	analyzer fail	1.854	5.894	Off Peak Load
28/12/2023 05:00	14.938	251,738	analyzer fail	1.992	5.682	Off Peak Load
28/12/2023 06:00	14.973	246,030	analyzer fail	2.909	5.965	Off Peak Load
28/12/2023 07:00	15.027	244,288	analyzer fail	1.760	6.002	Off Peak Load
28/12/2023 08:00	15.138	235,953	analyzer fail	1.852	6.366	Off Peak Load
28/12/2023 09:00	15.221	233,920	analyzer fail	2.853	6.265	Off Peak Load
28/12/2023 10:00	15.205	235,427	analyzer fail	2.882	6.518	Off Peak Load
28/12/2023 11:00	15.199	239,354	analyzer fail	2.219	5.951	Off Peak Load
28/12/2023 12:00	Shutdown	Shutdown	Shutdown	Shutdown	Shutdown	Off Peak Load GT11 SD Half Block
28/12/2023 13:00	Shutdown	Shutdown	Shutdown	Shutdown	Shutdown	Off Peak Load GT11 SD Half Block
28/12/2023 14:00	Shutdown	Shutdown	Shutdown	Shutdown	Shutdown	Off Peak Load GT11 SD Half Block
28/12/2023 15:00	Shutdown	Shutdown	Shutdown	Shutdown	Shutdown	Off Peak Load GT11 SD Half Block
28/12/2023 16:00	Shutdown	Shutdown	Shutdown	Shutdown	Shutdown	Off Peak Load GT11 SD Half Block
28/12/2023 17:00	Shutdown	Shutdown	Shutdown	Shutdown	Shutdown	Off Peak Load GT11 SD Half Block
28/12/2023 18:00	Shutdown	Shutdown	Shutdown	Shutdown	Shutdown	Off Peak Load GT11 SD Half Block
28/12/2023 19:00	14.829	286,974	30.993	1.643	5.034	On Peak Load
28/12/2023 20:00	14.792	289,842	29.076	0.821	4.909	On Peak Load
28/12/2023 21:00	14.847	367,290	37.553	2.062	5.610	Off Peak Load
28/12/2023 22:00	14.934	365,517	36.354	1.345	5.553	Off Peak Load GT12 SD Half Block
28/12/2023 23:00	14.935	365691.938	36.560	2.106	5.773	Off Peak Load GT12 SD Half Block
29/12/2023 00:00	14.935	366028.375	36.217	1.566	5.667	Off Peak Load GT12 SD Half Block
29/12/2023 01:00	14.935	366004.438	36.704	2.331	5.800	Off Peak Load GT12 SD Half Block
29/12/2023 02:00	14.935	370614.063	36.327	2.337	5.992	Off Peak Load GT12 SD Half Block
29/12/2023 03:00	14.935	368176.344	36.184	2.229	5.777	Off Peak Load GT12 SD Half Block
29/12/2023 04:00	14.936	366613.313	35.836	1.538	5.952	Off Peak Load GT12 SD Half Block
29/12/2023 05:00	14.936	367571.531	36.387	1.636	6.003	Off Peak Load GT12 SD Half Block
29/12/2023 06:00	14.949	364849.563	36.821	1.788	6.008	Off Peak Load GT12 SD Half Block
29/12/2023 07:00	14.964	366477.250	36.933	2.144	6.112	Off Peak Load GT12 SD Half Block
29/12/2023 08:00	14.979	366332.188	37.482	2.403	6.321	Off Peak Load GT12 SD Half Block
29/12/2023 09:00	14.994	364155.031	37.437	2.431	6.071	Off Peak Load GT12 SD Half Block
29/12/2023 10:00	15.010	361438.844	37.204	2.338	5.873	Off Peak Load GT12 SD Half Block
29/12/2023 11:00	15.025	358,075	36.974	2.150	5.919	Off Peak Load GT12 SD Half Block
29/12/2023 12:00	15.047	356,453	37.602	2.572	5.643	Off Peak Load GT12 SD Half Block

Site Name: [illegible]
Stack Name: [illegible]
Periodically: [illegible]

	Actual Operation Condition		Emission Concentration for Standardization Comparison			
Date & Time	O2	FLOW @1 ATM 25C	HRSG1_NOx@7%O2	HRSG1_SOx@7%O2	HRSG1_Dust (7%O2)	Remark
	%	m3/hr	ppm	ppm	mg/m3	
29/12/2023 13:00	15.043	354,604	37.561	1.880	5.602	Off Peak Load GT12 SD Half Block
29/12/2023 14:00	15.031	358,119	36.425	0.897	5.591	Off Peak Load GT12 SD Half Block
29/12/2023 15:00	15.019	352,961	34.629	0.002	5.615	Off Peak Load GT12 SD Half Block
29/12/2023 16:00	15.007	355,151	28.655	0.002	5.311	Off Peak Load GT12 SD Half Block
29/12/2023 17:00	14.989	356,218	28.263	0.001	5.413	Off Peak Load GT12 SD Half Block
29/12/2023 18:00	14.956	337,620	32.054	0.375	5.492	Off Peak Load
29/12/2023 19:00	14.835	289,630	29.689	0.628	5.389	On Peak Load
29/12/2023 20:00	14.797	286,070	29.053	1.311	5.189	On Peak Load
29/12/2023 21:00	15.143	238,486	49.758	0.478	5.736	On Peak Load
29/12/2023 22:00	Shutdown	Shutdown	Shutdown	Shutdown	Shutdown	Off Peak Load GT11 SD Half Block
29/12/2023 23:00	Shutdown	Shutdown	Shutdown	Shutdown	Shutdown	Off Peak Load GT11 SD Half Block
30/12/2023 00:00	Shutdown	Shutdown	Shutdown	Shutdown	Shutdown	Off Peak Load GT11 SD Half Block
30/12/2023 01:00	Shutdown	Shutdown	Shutdown	Shutdown	Shutdown	Off Peak Load GT11 SD Half Block
30/12/2023 02:00	Shutdown	Shutdown	Shutdown	Shutdown	Shutdown	Off Peak Load GT11 SD Half Block
30/12/2023 03:00	Shutdown	Shutdown	Shutdown	Shutdown	Shutdown	Off Peak Load GT11 SD Half Block
30/12/2023 04:00	Shutdown	Shutdown	Shutdown	Shutdown	Shutdown	Off Peak Load GT11 SD Half Block
30/12/2023 05:00	Shutdown	Shutdown	Shutdown	Shutdown	Shutdown	Off Peak Load GT11 SD Half Block
30/12/2023 06:00	Shutdown	Shutdown	Shutdown	Shutdown	Shutdown	Off Peak Load GT11 SD Half Block
30/12/2023 07:00	Shutdown	Shutdown	Shutdown	Shutdown	Shutdown	Off Peak Load GT11 SD Half Block
30/12/2023 08:00	Shutdown	Shutdown	Shutdown	Shutdown	Shutdown	Off Peak Load GT11 SD Half Block
30/12/2023 09:00	Shutdown	Shutdown	Shutdown	Shutdown	Shutdown	Off Peak Load GT11 SD Half Block
30/12/2023 10:00	Shutdown	Shutdown	Shutdown	Shutdown	Shutdown	Off Peak Load GT11 SD Half Block
30/12/2023 11:00	Shutdown	Shutdown	Shutdown	Shutdown	Shutdown	Off Peak Load GT11 SD Half Block
30/12/2023 12:00	Shutdown	Shutdown	Shutdown	Shutdown	Shutdown	Off Peak Load GT11 SD Half Block
30/12/2023 13:00	Shutdown	Shutdown	Shutdown	Shutdown	Shutdown	Off Peak Load GT11 SD Half Block
30/12/2023 14:00	Shutdown	Shutdown	Shutdown	Shutdown	Shutdown	Off Peak Load GT11 SD Half Block
30/12/2023 15:00	Shutdown	Shutdown	Shutdown	Shutdown	Shutdown	Off Peak Load GT11 SD Half Block
30/12/2023 16:00	Shutdown	Shutdown	Shutdown	Shutdown	Shutdown	Off Peak Load GT11 SD Half Block
30/12/2023 17:00	Shutdown	Shutdown	Shutdown	Shutdown	Shutdown	Off Peak Load GT11 SD Half Block
30/12/2023 18:00	Shutdown	Shutdown	Shutdown	Shutdown	Shutdown	Off Peak Load GT11 SD Half Block
30/12/2023 19:00	14.803	287,308	31.045	1.530	5.144	On Peak Load
30/12/2023 20:00	14.794	288,738	29.898	0.901	5.107	On Peak Load
30/12/2023 21:00	14.991	359,293	31.408	1.610	5.504	On Peak Load
30/12/2023 22:00	14.922	367,037	36.243	1.976	5.295	Off Peak Load GT12 SD Half Block
30/12/2023 23:00	14.918	364,338	35.979	1.688	5.640	Off Peak Load GT12 SD Half Block
31/12/2023 00:00	14.915	366,519	35.458	1.350	5.783	Off Peak Load GT12 SD Half Block
31/12/2023 01:00	14.911	363,065	36.432	2.149	5.855	Off Peak Load GT12 SD Half Block
31/12/2023 02:00	14.907	368,601	35.281	2.197	6.067	Off Peak Load GT12 SD Half Block
31/12/2023 03:00	14.904	368,555	35.170	2.044	5.907	Off Peak Load GT12 SD Half Block
31/12/2023 04:00	14.900	366,717	35.385	2.106	6.036	Off Peak Load GT12 SD Half Block
31/12/2023 05:00	14.897	366,556	36.393	2.067	6.108	Off Peak Load GT12 SD Half Block
31/12/2023 06:00	14.912	366,782	35.978	1.920	6.184	Off Peak Load GT12 SD Half Block
31/12/2023 07:00	14.931	368,316	35.491	1.614	6.233	Off Peak Load GT12 SD Half Block
31/12/2023 08:00	14.893	366,594	34.774	1.503	6.289	Off Peak Load GT12 SD Half Block
31/12/2023 09:00	14.926	361,572	32.294	0.000	6.080	Off Peak Load GT12 SD Half Block
31/12/2023 10:00	14.976	356,228	29.962	0.003	6.068	Off Peak Load GT12 SD Half Block
31/12/2023 11:00	15.026	356,197	34.846	0.005	5.990	Off Peak Load GT12 SD Half Block
31/12/2023 12:00	15.067	355,272	35.785	0.347	5.923	Off Peak Load GT12 SD Half Block
31/12/2023 13:00	15.085	352,171	37.556	1.283	5.607	Off Peak Load GT12 SD Half Block
31/12/2023 14:00	15.078	355,816	36.530	1.171	5.616	Off Peak Load GT12 SD Half Block
31/12/2023 15:00	15.024	354,140	34.105	0.772	4.660	Off Peak Load GT12 SD Half Block
31/12/2023 16:00	14.997	356,101	34.574	0.727	5.635	Off Peak Load GT12 SD Half Block
31/12/2023 17:00	14.975	354,674	35.783	0.937	5.551	Off Peak Load GT12 SD Half Block
31/12/2023 18:00	14.952	357,321	36.040	0.967	5.713	Off Peak Load GT12 SD Half Block
31/12/2023 19:00	14.930	358,213	36.311	1.654	5.960	Off Peak Load GT12 SD Half Block
31/12/2023 20:00	14.937	362,976	35.214	0.414	5.843	Off Peak Load GT12 SD Half Block
31/12/2023 21:00	14.930	363,301	35.384	1.277	5.656	Off Peak Load GT12 SD Half Block
31/12/2023 22:00	14.923	364,003	34.813	1.273	5.617	Off Peak Load GT12 SD Half Block
31/12/2023 23:00	14.917	364448.500	35.197	1.798	5.584	Off Peak Load GT12 SD Half Block
Minimum	14.63	233.920	0.05	0.00	0.00	
Maximum	21.85	372.197	51.83	3.67	13.91	
Avg	14.90	314.826	28.09	1.12	5.66	
SUM						
			60	6	28	

Site Name: [illegible]
Stack Name: [illegible]
Periodically: [illegible]

	Actual Operation Condition		Emission Concentration for Standardization Comparison			
Date & Time	O2	FLOW @1 ATM 25C	HRSG1_NOx@7%O2	HRSG1_SOx@7%O2	HRSG1_Dust (7%O2)	Remark
	%	m3/hr	ppm	ppm	mg/m3	
01/12/2022 00:00	14.682	349,797	25.816	0.013	8.116	Off Peak Load
01/12/2022 01:00	14.630	343,050	26.057	0.012	8.158	Off Peak Load
01/12/2022 02:00	14.607	343,329	25.784	0.012	8.629	Off Peak Load
01/12/2022 03:00	14.628	349,400	25.745	0.012	8.590	Off Peak Load
01/12/2022 04:00	14.659	344,313	24.231	0.012	8.511	Off Peak Load
01/12/2022 05:00	14.625	347,023	25.581	0.012	8.765	Off Peak Load
01/12/2022 06:00	14.629	353,112	26.810	0.012	8.683	Off Peak Load
01/12/2022 07:00	14.661	348,409	25.848	0.012	8.863	Off Peak Load
01/12/2022 08:00	14.687	345,977	25.530	0.012	9.005	Off Peak Load
01/12/2022 09:00	14.669	354,034	25.259	0.013	9.123	Off Peak Load
01/12/2022 10:00	14.723	341,382	25.405	0.013	8.551	Off Peak Load
01/12/2022 11:00	14.722	343,929	23.729	0.014	8.497	Off Peak Load
01/12/2022 12:00	14.746	336,378	28.834	0.014	8.553	Off Peak Load
01/12/2022 13:00	14.791	339,735	25.694	0.015	8.306	Off Peak Load
01/12/2022 14:00	14.711	390,982	29.508	0.016	8.208	On Peak Load
01/12/2022 15:00	14.703	398,412	28.633	0.015	8.400	On Peak Load
01/12/2022 16:00	14.646	395,240	28.200	0.014	9.087	On Peak Load
01/12/2022 17:00	14.668	393,829	28.355	0.013	6.510	On Peak Load
01/12/2022 18:00	14.677	396,700	27.854	0.012	5.610	On Peak Load
01/12/2022 19:00	14.677	392,804	28.555	0.011	5.433	On Peak Load
01/12/2022 20:00	14.659	378,236	28.545	0.010	5.652	On Peak Load
01/12/2022 21:00	14.633	378,804	28.722	0.009	6.442	On Peak Load
01/12/2022 22:00	14.614	388,745	29.108	0.008	7.182	On Peak Load
01/12/2022 23:00	14.573	362,144	25.500	0.009	7.131	Off Peak Load
02/12/2022 00:00	14.612	345,339	25.148	0.009	6.956	Off Peak Load
02/12/2022 01:00	14.566	353,357	24.849	0.009	6.801	Off Peak Load
02/12/2022 02:00	14.577	357,355	26.531	0.010	6.447	Off Peak Load
02/12/2022 03:00	14.590	358,665	26.337	0.010	6.110	Off Peak Load
02/12/2022 04:00	14.562	349,488	25.670	0.011	7.139	Off Peak Load
02/12/2022 05:00	14.630	339,912	24.057	0.011	5.754	Off Peak Load
02/12/2022 06:00	14.685	345,967	23.508	0.011	5.383	Off Peak Load
02/12/2022 07:00	14.663	350,303	26.945	0.011	5.411	Off Peak Load
02/12/2022 08:00	14.712	341,066	26.976	0.011	5.393	Off Peak Load
02/12/2022 09:00	14.717	346,522	24.260	0.011	4.213	Off Peak Load
02/12/2022 10:00	14.732	347,875	25.268	0.011	3.920	Off Peak Load
02/12/2022 11:00	14.753	347,150	24.393	0.011	4.389	Off Peak Load
02/12/2022 12:00	14.806	344,582	24.465	0.011	3.812	Off Peak Load
02/12/2022 13:00	14.820	351,513	28.620	0.011	3.588	Off Peak Load
02/12/2022 14:00	14.716	383,185	29.669	0.015	3.632	On Peak Load
02/12/2022 15:00	14.760	391,150	31.181	0.000	4.222	On Peak Load
02/12/2022 16:00	14.789	395,177	31.461	0.010	3.855	On Peak Load
02/12/2022 17:00	14.774	394,296	31.540	0.010	3.636	On Peak Load
02/12/2022 18:00	14.737	388,374	30.801	0.010	2.686	On Peak Load
02/12/2022 19:00	14.715	389,196	31.074	0.010	3.863	On Peak Load
02/12/2022 20:00	14.725	383,679	30.237	0.010	3.798	On Peak Load
02/12/2022 21:00	14.689	382,957	30.795	0.014	3.971	On Peak Load
02/12/2022 22:00	Shutdown	Shutdown	Shutdown	Shutdown	Shutdown	Off Peak Load GT12 SD Half Block
02/12/2022 23:00	Shutdown	Shutdown	Shutdown	Shutdown	Shutdown	Off Peak Load GT12 SD Half Block
03/12/2022 00:00	Shutdown	Shutdown	Shutdown	Shutdown	Shutdown	Off Peak Load GT12 SD Half Block
03/12/2022 01:00	Shutdown	Shutdown	Shutdown	Shutdown	Shutdown	Off Peak Load GT12 SD Half Block
03/12/2022 02:00	Shutdown	Shutdown	Shutdown	Shutdown	Shutdown	Off Peak Load GT12 SD Half Block
03/12/2022 03:00	Shutdown	Shutdown	Shutdown	Shutdown	Shutdown	Off Peak Load GT12 SD Half Block
03/12/2022 04:00	Shutdown	Shutdown	Shutdown	Shutdown	Shutdown	Off Peak Load GT12 SD Half Block
03/12/2022 05:00	Shutdown	Shutdown	Shutdown	Shutdown	Shutdown	Off Peak Load GT12 SD Half Block
03/12/2022 06:00	Shutdown	Shutdown	Shutdown	Shutdown	Shutdown	Off Peak Load GT12 SD Half Block
03/12/2022 07:00	Shutdown	Shutdown	Shutdown	Shutdown	Shutdown	Off Peak Load GT12 SD Half Block
03/12/2022 08:00	Shutdown	Shutdown	Shutdown	Shutdown	Shutdown	Off Peak Load GT12 SD Half Block
03/12/2022 09:00	Shutdown	Shutdown	Shutdown	Shutdown	Shutdown	Off Peak Load GT12 SD Half Block
03/12/2022 10:00	Shutdown	Shutdown	Shutdown	Shutdown	Shutdown	Off Peak Load GT12 SD Half Block
03/12/2022 11:00	Shutdown	Shutdown	Shutdown	Shutdown	Shutdown	Off Peak Load GT12 SD Half Block
03/12/2022 12:00	Shutdown	Shutdown	Shutdown	Shutdown	Shutdown	Off Peak Load GT12 SD Half Block
03/12/2022 13:00	Shutdown	Shutdown	Shutdown	Shutdown	Shutdown	Off Peak Load GT12 SD Half Block
03/12/2022 14:00	Shutdown	Shutdown	Shutdown	Shutdown	Shutdown	Off Peak Load GT12 SD Half Block
03/12/2022 15:00	Shutdown	Shutdown	Shutdown	Shutdown	Shutdown	Off Peak Load GT12 SD Half Block
03/12/2022 16:00	Shutdown	Shutdown	Shutdown	Shutdown	Shutdown	Off Peak Load GT12 SD Half Block
03/12/2022 17:00	Shutdown	Shutdown	Shutdown	Shutdown	Shutdown	Off Peak Load GT12 SD Half Block
03/12/2022 18:00	Shutdown	Shutdown	Shutdown	Shutdown	Shutdown	Off Peak Load GT12 SD Half Block
03/12/2022 19:00	Shutdown	Shutdown	Shutdown	Shutdown	Shutdown	Off Peak Load GT12 SD Half Block
03/12/2022 20:00	Shutdown	Shutdown	Shutdown	Shutdown	Shutdown	Off Peak Load GT12 SD Half Block
03/12/2022 21:00	Shutdown	Shutdown	Shutdown	Shutdown	Shutdown	Off Peak Load GT12 SD Half Block
03/12/2022 22:00	Shutdown	Shutdown	Shutdown	Shutdown	Shutdown	Off Peak Load GT12 SD Half Block
03/12/2022 23:00	Shutdown	Shutdown	Shutdown	Shutdown	Shutdown	Off Peak Load GT12 SD Half Block
04/12/2022 00:00	Shutdown	Shutdown	Shutdown	Shutdown	Shutdown	Off Peak Load GT12 SD Half Block
04/12/2022 01:00	Shutdown	Shutdown	Shutdown	Shutdown	Shutdown	Off Peak Load GT12 SD Half Block
04/12/2022 02:00	Shutdown	Shutdown	Shutdown	Shutdown	Shutdown	Off Peak Load GT12 SD Half Block
04/12/2022 03:00	Shutdown	Shutdown	Shutdown	Shutdown	Shutdown	Off Peak Load GT12 SD Half Block
04/12/2022 04:00	Shutdown	Shutdown	Shutdown	Shutdown	Shutdown	Off Peak Load GT12 SD Half Block

Site Name: [illegible]
Stack Name: [illegible]
Periodically: [illegible]

	Actual Operation Condition		Emission Concentration for Standardization Comparison			
Date & Time	O2	FLOW @1 ATM 25C	HRSG1_NOx@7%O2	HRSG1_SOx@7%O2	HRSG1_Dust (7%O2)	Remark
	%	m3/hr	ppm	ppm	mg/m3	
04/12/2022 05:00	Shutdown	Shutdown	Shutdown	Shutdown	Shutdown	Off Peak Load GT12 SD Half Block
04/12/2022 06:00	Shutdown	Shutdown	Shutdown	Shutdown	Shutdown	Off Peak Load GT12 SD Half Block
04/12/2022 07:00	Shutdown	Shutdown	Shutdown	Shutdown	Shutdown	Off Peak Load GT12 SD Half Block
04/12/2022 08:00	Shutdown	Shutdown	Shutdown	Shutdown	Shutdown	Off Peak Load GT12 SD Half Block
04/12/2022 09:00	Shutdown	Shutdown	Shutdown	Shutdown	Shutdown	Off Peak Load GT12 SD Half Block
04/12/2022 10:00	Shutdown	Shutdown	Shutdown	Shutdown	Shutdown	Off Peak Load GT12 SD Half Block
04/12/2022 11:00	Shutdown	Shutdown	Shutdown	Shutdown	Shutdown	Off Peak Load GT12 SD Half Block
04/12/2022 12:00	Shutdown	Shutdown	Shutdown	Shutdown	Shutdown	Off Peak Load GT12 SD Half Block
04/12/2022 13:00	Shutdown	Shutdown	Shutdown	Shutdown	Shutdown	Off Peak Load GT12 SD Half Block
04/12/2022 14:00	Shutdown	Shutdown	Shutdown	Shutdown	Shutdown	Off Peak Load GT12 SD Half Block
04/12/2022 15:00	Shutdown	Shutdown	Shutdown	Shutdown	Shutdown	Off Peak Load GT12 SD Half Block
04/12/2022 16:00	Shutdown	Shutdown	Shutdown	Shutdown	Shutdown	Off Peak Load GT12 SD Half Block
04/12/2022 17:00	Shutdown	Shutdown	Shutdown	Shutdown	Shutdown	Off Peak Load GT12 SD Half Block
04/12/2022 18:00	Shutdown	Shutdown	Shutdown	Shutdown	Shutdown	Off Peak Load GT12 SD Half Block
04/12/2022 19:00	Shutdown	Shutdown	Shutdown	Shutdown	Shutdown	Off Peak Load GT12 SD Half Block
04/12/2022 20:00	Shutdown	Shutdown	Shutdown	Shutdown	Shutdown	Off Peak Load GT12 SD Half Block
04/12/2022 21:00	Shutdown	Shutdown	Shutdown	Shutdown	Shutdown	Off Peak Load GT12 SD Half Block
04/12/2022 22:00	Shutdown	Shutdown	Shutdown	Shutdown	Shutdown	Off Peak Load GT12 SD Half Block
04/12/2022 23:00	Shutdown	Shutdown	Shutdown	Shutdown	Shutdown	Off Peak Load GT12 SD Half Block
05/12/2022 00:00	Shutdown	Shutdown	Shutdown	Shutdown	Shutdown	Off Peak Load GT12 SD Half Block
05/12/2022 01:00	Shutdown	Shutdown	Shutdown	Shutdown	Shutdown	Off Peak Load GT12 SD Half Block
05/12/2022 02:00	Shutdown	Shutdown	Shutdown	Shutdown	Shutdown	Off Peak Load GT12 SD Half Block
05/12/2022 03:00	Shutdown	Shutdown	Shutdown	Shutdown	Shutdown	Off Peak Load GT12 SD Half Block
05/12/2022 04:00	Shutdown	Shutdown	Shutdown	Shutdown	Shutdown	Off Peak Load GT12 SD Half Block
05/12/2022 05:00	Shutdown	Shutdown	Shutdown	Shutdown	Shutdown	Off Peak Load GT12 SD Half Block
05/12/2022 06:00	Shutdown	Shutdown	Shutdown	Shutdown	Shutdown	Off Peak Load GT12 SD Half Block
05/12/2022 07:00	Shutdown	Shutdown	Shutdown	Shutdown	Shutdown	Off Peak Load GT12 SD Half Block
05/12/2022 08:00	Shutdown	Shutdown	Shutdown	Shutdown	Shutdown	Off Peak Load GT12 SD Half Block
05/12/2022 09:00	Shutdown	Shutdown	Shutdown	Shutdown	Shutdown	Off Peak Load GT12 SD Half Block
05/12/2022 10:00	Shutdown	Shutdown	Shutdown	Shutdown	Shutdown	Off Peak Load GT12 SD Half Block
05/12/2022 11:00	Shutdown	Shutdown	Shutdown	Shutdown	Shutdown	Off Peak Load GT12 SD Half Block
05/12/2022 12:00	Shutdown	Shutdown	Shutdown	Shutdown	Shutdown	Off Peak Load GT12 SD Half Block
05/12/2022 13:00	Shutdown	Shutdown	Shutdown	Shutdown	Shutdown	Off Peak Load GT12 SD Half Block
05/12/2022 14:00	Shutdown	Shutdown	Shutdown	Shutdown	Shutdown	Off Peak Load GT12 SD Half Block
05/12/2022 15:00	Shutdown	Shutdown	Shutdown	Shutdown	Shutdown	Off Peak Load GT12 SD Half Block
05/12/2022 16:00	Shutdown	Shutdown	Shutdown	Shutdown	Shutdown	Off Peak Load GT12 SD Half Block
05/12/2022 17:00	Shutdown	Shutdown	Shutdown	Shutdown	Shutdown	Off Peak Load GT12 SD Half Block
05/12/2022 18:00	Shutdown	Shutdown	Shutdown	Shutdown	Shutdown	Off Peak Load GT12 SD Half Block
05/12/2022 19:00	Shutdown	Shutdown	Shutdown	Shutdown	Shutdown	Off Peak Load GT12 SD Half Block
05/12/2022 20:00	Shutdown	Shutdown	Shutdown	Shutdown	Shutdown	Off Peak Load GT12 SD Half Block
05/12/2022 21:00	Shutdown	Shutdown	Shutdown	Shutdown	Shutdown	Off Peak Load GT12 SD Half Block
05/12/2022 22:00	Shutdown	Shutdown	Shutdown	Shutdown	Shutdown	Off Peak Load GT12 SD Half Block
05/12/2022 23:00	Shutdown	Shutdown	Shutdown	Shutdown	Shutdown	Off Peak Load GT12 SD Half Block
06/12/2022 00:00	Shutdown	Shutdown	Shutdown	Shutdown	Shutdown	Off Peak Load GT12 SD Half Block
06/12/2022 01:00	Shutdown	Shutdown	Shutdown	Shutdown	Shutdown	Off Peak Load GT12 SD Half Block
06/12/2022 02:00	Shutdown	Shutdown	Shutdown	Shutdown	Shutdown	Off Peak Load GT12 SD Half Block
06/12/2022 03:00	Shutdown	Shutdown	Shutdown	Shutdown	Shutdown	Off Peak Load GT12 SD Half Block
06/12/2022 04:00	Shutdown	Shutdown	Shutdown	Shutdown	Shutdown	Off Peak Load GT12 SD Half Block
06/12/2022 05:00	Shutdown	Shutdown	Shutdown	Shutdown	Shutdown	Off Peak Load GT12 SD Half Block
06/12/2022 06:00	Shutdown	Shutdown	Shutdown	Shutdown	Shutdown	Off Peak Load GT12 SD Half Block
06/12/2022 07:00	Shutdown	Shutdown	Shutdown	Shutdown	Shutdown	Off Peak Load GT12 SD Half Block
06/12/2022 08:00	Shutdown	Shutdown	Shutdown	Shutdown	Shutdown	Off Peak Load GT12 SD Half Block
06/12/2022 09:00	Shutdown	Shutdown	Shutdown	Shutdown	Shutdown	Off Peak Load GT12 SD Half Block
06/12/2022 10:00	Shutdown	Shutdown	Shutdown	Shutdown	Shutdown	Off Peak Load GT12 SD Half Block
06/12/2022 11:00	Shutdown	Shutdown	Shutdown	Shutdown	Shutdown	Off Peak Load GT12 SD Half Block
06/12/2022 12:00	Shutdown	Shutdown	Shutdown	Shutdown	Shutdown	Off Peak Load GT12 SD Half Block
06/12/2022 13:00	Shutdown	Shutdown	Shutdown	Shutdown	Shutdown	Off Peak Load GT12 SD Half Block
06/12/2022 14:00	Shutdown	Shutdown	Shutdown	Shutdown	Shutdown	Off Peak Load GT12 SD Half Block
06/12/2022 15:00	Shutdown	Shutdown	Shutdown	Shutdown	Shutdown	Off Peak Load GT12 SD Half Block
06/12/2022 16:00	Shutdown	Shutdown	Shutdown	Shutdown	Shutdown	Off Peak Load GT12 SD Half Block
06/12/2022 17:00	Shutdown	Shutdown	Shutdown	Shutdown	Shutdown	Off Peak Load GT12 SD Half Block
06/12/2022 18:00	Shutdown	Shutdown	Shutdown	Shutdown	Shutdown	Off Peak Load GT12 SD Half Block
06/12/2022 19:00	Shutdown	Shutdown	Shutdown	Shutdown	Shutdown	Off Peak Load GT12 SD Half Block
06/12/2022 20:00	Shutdown	Shutdown	Shutdown	Shutdown	Shutdown	Off Peak Load GT12 SD Half Block
06/12/2022 21:00	Shutdown	Shutdown	Shutdown	Shutdown	Shutdown	Off Peak Load GT12 SD Half Block
06/12/2022 22:00	Shutdown	Shutdown	Shutdown	Shutdown	Shutdown	Off Peak Load GT12 SD Half Block
06/12/2022 23:00	Shutdown	Shutdown	Shutdown	Shutdown	Shutdown	Off Peak Load GT12 SD Half Block
07/12/2022 00:00	Shutdown	Shutdown	Shutdown	Shutdown	Shutdown	Off Peak Load GT12 SD Half Block
07/12/2022 01:00	Shutdown	Shutdown	Shutdown	Shutdown	Shutdown	Off Peak Load GT12 SD Half Block
07/12/2022 02:00	Shutdown	Shutdown	Shutdown	Shutdown	Shutdown	Off Peak Load GT12 SD Half Block
07/12/2022 03:00	Shutdown	Shutdown	Shutdown	Shutdown	Shutdown	Off Peak Load GT12 SD Half Block
07/12/2022 04:00	Shutdown	Shutdown	Shutdown	Shutdown	Shutdown	Off Peak Load GT12 SD Half Block
07/12/2022 05:00	Shutdown	Shutdown	Shutdown	Shutdown	Shutdown	Off Peak Load GT12 SD Half Block
07/12/2022 06:00	Shutdown	Shutdown	Shutdown	Shutdown	Shutdown	Off Peak Load GT12 SD Half Block
07/12/2022 07:00	Shutdown	Shutdown	Shutdown	Shutdown	Shutdown	Off Peak Load GT12 SD Half Block
07/12/2022 08:00	Shutdown	Shutdown	Shutdown	Shutdown	Shutdown	Off Peak Load GT12 SD Half Block

Site Name: [illegible]
Stack Name: [illegible]
Periodically: [illegible]

	Actual Operation Condition		Emission Concentration for Standardization Comparison			
Date & Time	O2	FLOW @1 ATM 25C	HRSG1_NOx@7%O2	HRSG1_SOx@7%O2	HRSG1_Dust (7%O2)	Remark
	%	m3/hr	ppm	ppm	mg/m3	
07/12/2022 09:00	Shutdown	Shutdown	Shutdown	Shutdown	Shutdown	Off Peak Load GT12 SD Half Block
07/12/2022 10:00	Shutdown	Shutdown	Shutdown	Shutdown	Shutdown	Off Peak Load GT12 SD Half Block
07/12/2022 11:00	Shutdown	Shutdown	Shutdown	Shutdown	Shutdown	Off Peak Load GT12 SD Half Block
07/12/2022 12:00	Shutdown	Shutdown	Shutdown	Shutdown	Shutdown	Off Peak Load GT12 SD Half Block
07/12/2022 13:00	Shutdown	Shutdown	Shutdown	Shutdown	Shutdown	Off Peak Load GT12 SD Half Block
07/12/2022 14:00	Shutdown	Shutdown	Shutdown	Shutdown	Shutdown	Off Peak Load GT12 SD Half Block
07/12/2022 15:00	Shutdown	Shutdown	Shutdown	Shutdown	Shutdown	Off Peak Load GT12 SD Half Block
07/12/2022 16:00	Shutdown	Shutdown	Shutdown	Shutdown	Shutdown	Off Peak Load GT12 SD Half Block
07/12/2022 17:00	Shutdown	Shutdown	Shutdown	Shutdown	Shutdown	Off Peak Load GT12 SD Half Block
07/12/2022 18:00	Shutdown	Shutdown	Shutdown	Shutdown	Shutdown	Off Peak Load GT12 SD Half Block
07/12/2022 19:00	14.685	429531.313	40.136	1.418	9.585	On Peak Load
07/12/2022 20:00	14.552	374955.156	30.486	1.254	10.506	On Peak Load
07/12/2022 21:00	14.605	379707.844	29.146	1.361	9.863	On Peak Load
07/12/2022 22:00	14.586	366406.781	28.916	1.375	10.292	On Peak Load
07/12/2022 23:00	14.579	337400.000	24.669	1.435	9.829	Off Peak Load
08/12/2022 00:00	14.611	332879.250	23.276	1.420	8.573	Off Peak Load
08/12/2022 01:00	14.639	326726.531	27.950	1.519	7.931	Off Peak Load
08/12/2022 02:00	14.618	327433.000	24.587	1.599	7.625	Off Peak Load
08/12/2022 03:00	14.558	335907.188	25.663	1.689	7.021	Off Peak Load
08/12/2022 04:00	14.603	334351.938	24.599	1.711	5.835	Off Peak Load
08/12/2022 05:00	14.605	332994.219	25.539	1.708	5.213	Off Peak Load
08/12/2022 06:00	14.631	338629.500	25.859	1.700	5.239	Off Peak Load
08/12/2022 07:00	14.628	327349.500	25.960	1.743	5.201	Off Peak Load
08/12/2022 08:00	14.682	328145.094	28.619	1.700	5.117	Off Peak Load
08/12/2022 09:00	14.749	335047.750	30.685	1.504	4.804	Off Peak Load
08/12/2022 10:00	14.758	336902.094	29.303	1.326	3.835	Off Peak Load
08/12/2022 11:00	14.807	337111.344	33.121	1.186	3.361	Off Peak Load
08/12/2022 12:00	14.849	336915.000	34.015	1.104	3.172	Off Peak Load
08/12/2022 13:00	15.103	318702.531	48.290	1.091	3.085	Off Peak Load
08/12/2022 14:00	14.757	387130.688	30.950	0.916	2.464	On Peak Load
08/12/2022 15:00	14.781	388100.875	30.706	0.848	2.793	On Peak Load
08/12/2022 16:00	14.777	389964.531	30.914	0.779	3.740	On Peak Load
08/12/2022 17:00	14.743	381803.406	30.327	0.831	4.055	On Peak Load
08/12/2022 18:00	14.770	383949.406	29.809	0.840	4.295	On Peak Load
08/12/2022 19:00	14.745	392010.938	31.173	1.006	5.002	On Peak Load
08/12/2022 20:00	14.701	386570.156	28.435	0.945	4.704	On Peak Load
08/12/2022 21:00	14.666	381250.125	29.555	1.131	4.545	On Peak Load
08/12/2022 22:00	14.571	349782.906	26.466	1.125	3.608	On Peak Load
08/12/2022 23:00	Shutdown	Shutdown	Shutdown	Shutdown	Shutdown	Off Peak Load GT12 SD Half Block
09/12/2022 00:00	Shutdown	Shutdown	Shutdown	Shutdown	Shutdown	Off Peak Load GT12 SD Half Block
09/12/2022 01:00	Shutdown	Shutdown	Shutdown	Shutdown	Shutdown	Off Peak Load GT12 SD Half Block
09/12/2022 02:00	Shutdown	Shutdown	Shutdown	Shutdown	Shutdown	Off Peak Load GT12 SD Half Block
09/12/2022 03:00	Shutdown	Shutdown	Shutdown	Shutdown	Shutdown	Off Peak Load GT12 SD Half Block
09/12/2022 04:00	Shutdown	Shutdown	Shutdown	Shutdown	Shutdown	Off Peak Load GT12 SD Half Block
09/12/2022 05:00	Shutdown	Shutdown	Shutdown	Shutdown	Shutdown	Off Peak Load GT12 SD Half Block
09/12/2022 06:00	Shutdown	Shutdown	Shutdown	Shutdown	Shutdown	Off Peak Load GT12 SD Half Block
09/12/2022 07:00	Shutdown	Shutdown	Shutdown	Shutdown	Shutdown	Off Peak Load GT12 SD Half Block
09/12/2022 08:00	Shutdown	Shutdown	Shutdown	Shutdown	Shutdown	Off Peak Load GT12 SD Half Block
09/12/2022 09:00	Shutdown	Shutdown	Shutdown	Shutdown	Shutdown	Off Peak Load GT12 SD Half Block
09/12/2022 10:00	Shutdown	Shutdown	Shutdown	Shutdown	Shutdown	Off Peak Load GT12 SD Half Block
09/12/2022 11:00	Shutdown	Shutdown	Shutdown	Shutdown	Shutdown	Off Peak Load GT12 SD Half Block
09/12/2022 12:00	Shutdown	Shutdown	Shutdown	Shutdown	Shutdown	Off Peak Load GT12 SD Half Block
09/12/2022 13:00	Shutdown	Shutdown	Shutdown	Shutdown	Shutdown	Off Peak Load GT12 SD Half Block
09/12/2022 14:00	14.664	378031.219	32.680	1.210	3.406	On Peak Load
09/12/2022 15:00	14.698	382285.063	34.106	1.119	4.836	On Peak Load
09/12/2022 16:00	14.734	384843.344	35.168	1.108	5.293	On Peak Load
09/12/2022 17:00	14.698	375753.250	34.702	1.171	5.263	On Peak Load
09/12/2022 18:00	14.656	386518.969	33.696	1.150	8.348	On Peak Load
09/12/2022 19:00	14.662	377395.344	33.052	1.229	8.192	On Peak Load
09/12/2022 20:00	14.661	381313.125	28.802	1.214	8.387	On Peak Load
09/12/2022 21:00	14.611	388719.375	27.766	1.210	8.787	On Peak Load
09/12/2022 22:00	14.734	438145.313	33.700	1.350	8.576	Off Peak Load
09/12/2022 23:00	14.703	419049.875	29.143	1.370	7.935	Off Peak Load GT11 SD Half Block
10/12/2022 00:00	14.704	412425.688	29.468	1.431	7.607	Off Peak Load GT11 SD Half Block
10/12/2022 01:00	14.704	409479.438	29.722	1.507	7.913	Off Peak Load GT11 SD Half Block
10/12/2022 02:00	14.705	411024.125	30.477	1.629	7.971	Off Peak Load GT11 SD Half Block
10/12/2022 03:00	14.706	410681.688	29.717	1.679	6.685	Off Peak Load GT11 SD Half Block
10/12/2022 04:00	14.707	405019.719	29.018	1.682	6.042	Off Peak Load GT11 SD Half Block
10/12/2022 05:00	14.708	408400.500	28.936	1.697	5.247	Off Peak Load GT11 SD Half Block
10/12/2022 06:00	14.708	414611.406	29.506	1.747	5.332	Off Peak Load GT11 SD Half Block
10/12/2022 07:00	14.712	411905.688	29.021	1.742	5.318	Off Peak Load GT11 SD Half Block
10/12/2022 08:00	14.719	412689.406	30.657	1.825	5.995	Off Peak Load GT11 SD Half Block
10/12/2022 09:00	14.741	436395.313	34.247	1.632	5.953	Off Peak Load GT11 SD Half Block
10/12/2022 10:00	14.762	439287.094	34.729	1.495	5.526	Off Peak Load GT11 SD Half Block
10/12/2022 11:00	14.783	431857.875	36.121	1.267	5.843	Off Peak Load GT11 SD Half Block
10/12/2022 12:00	14.797	436472.219	35.236	1.188	5.135	Off Peak Load GT11 SD Half Block

Site Name: [illegible]
Stack Name: [illegible]
Periodically: [illegible]

Date & Time	Actual Operation Condition: O2 (%)	Actual Operation Condition: FLOW @1 ATM 25C (m3/hr)	Emission Concentration for Standardization Comparison: HRSG1_NOx@7%O2 (ppm)	HRSG1_SOx@7%O2 (ppm)	HRSG1_Dust (7%O2) (mg/m3)	Remark
10/12/2022 13:00	14.802	434187.938	35.892	1.136	5.255	Off Peak Load GT11 SD Half Block
10/12/2022 14:00	14.814	429673.594	34.569	1.084	5.427	Off Peak Load GT11 SD Half Block
10/12/2022 15:00	14.794	428720.750	35.585	0.997	5.711	Off Peak Load GT11 SD Half Block
10/12/2022 16:00	14.781	426725.438	35.033	0.915	5.524	Off Peak Load GT11 SD Half Block
10/12/2022 17:00	14.768	428633.906	34.557	1.056	5.956	Off Peak Load GT11 SD Half Block
10/12/2022 18:00	14.755	428757.000	33.948	1.101	6.403	Off Peak Load
10/12/2022 19:00	14.662	373850.469	27.316	1.128	6.215	On Peak Load
10/12/2022 20:00	14.638	379652.438	28.650	1.249	5.810	On Peak Load
10/12/2022 21:00	14.614	382873.906	27.395	1.233	5.742	On Peak Load
10/12/2022 22:00	14.727	335014.313	29.009	1.359	4.661	Off Peak Load
10/12/2022 23:00	14.815	326780.406	28.133	1.431	4.683	Off Peak Load
11/12/2022 00:00	14.770	325800.625	28.502	1.482	4.828	Off Peak Load
11/12/2022 01:00	14.749	326236.563	30.073	1.561	4.320	Off Peak Load
11/12/2022 02:00	14.760	328160.313	29.444	1.661	4.356	Off Peak Load
11/12/2022 03:00	14.758	327716.750	29.177	1.710	4.689	Off Peak Load
11/12/2022 04:00	14.783	323113.938	29.127	1.750	4.898	Off Peak Load
11/12/2022 05:00	14.779	327518.063	29.355	1.768	5.630	Off Peak Load
11/12/2022 06:00	14.768	327622.563	26.963	1.755	5.753	Off Peak Load
11/12/2022 07:00	14.774	326678.031	29.266	1.827	10.917	Off Peak Load
11/12/2022 08:00	14.764	323413.344	25.620	1.696	9.608	Off Peak Load
11/12/2022 09:00	14.656	339763.781	27.954	1.542	5.896	Off Peak Load
11/12/2022 10:00	14.733	337745.875	27.841	1.451	4.709	Off Peak Load
11/12/2022 11:00	14.714	346392.750	23.774	1.237	4.672	Off Peak Load
11/12/2022 12:00	14.770	345205.406	28.315	1.179	4.402	Off Peak Load
11/12/2022 13:00	14.933	334370.250	31.495	1.131	4.145	Off Peak Load
11/12/2022 14:00	14.723	395875.156	28.531	1.052	4.401	On Peak Load
11/12/2022 15:00	14.742	388493.000	29.375	0.965	5.000	On Peak Load
11/12/2022 16:00	14.726	390050.031	29.242	0.871	5.332	On Peak Load
11/12/2022 17:00	14.728	396836.719	29.546	0.990	5.767	On Peak Load
11/12/2022 18:00	14.667	387818.313	29.268	1.031	5.327	On Peak Load
11/12/2022 19:00	14.631	382235.656	27.544	1.025	6.523	On Peak Load
11/12/2022 20:00	14.638	386536.656	27.700	1.132	7.845	On Peak Load
11/12/2022 21:00	14.586	345361.750	22.213	1.161	9.108	On Peak Load
11/12/2022 22:00	14.558	376245.469	27.237	1.300	10.118	On Peak Load
11/12/2022 23:00	14.541	344802.219	22.697	1.297	9.107	Off Peak Load
12/12/2022 00:00	14.551	347131.281	22.812	1.371	6.471	Off Peak Load
12/12/2022 01:00	14.576	346173.625	21.205	1.374	6.313	Off Peak Load
12/12/2022 02:00	14.543	349865.031	22.112	1.518	4.381	Off Peak Load
12/12/2022 03:00	14.556	355933.375	25.260	1.589	4.311	Off Peak Load
12/12/2022 04:00	14.514	351973.563	23.708	1.604	3.594	Off Peak Load
12/12/2022 05:00	14.543	350161.625	24.261	1.658	6.414	Off Peak Load
12/12/2022 06:00	14.557	348004.719	24.549	1.690	4.894	Off Peak Load
12/12/2022 07:00	14.544	351379.406	22.160	1.638	6.325	Off Peak Load
12/12/2022 08:00	14.569	350998.563	22.979	1.639	6.556	Off Peak Load
12/12/2022 09:00	14.583	349776.188	22.003	1.510	8.950	Off Peak Load
12/12/2022 10:00	14.646	350364.969	22.657	1.382	5.202	Off Peak Load
12/12/2022 11:00	14.651	352870.563	24.579	1.170	5.076	Off Peak Load
12/12/2022 12:00	14.731	348150.563	22.925	1.160	3.664	Off Peak Load
12/12/2022 13:00	14.759	348687.531	23.370	1.025	3.244	Off Peak Load
12/12/2022 14:00	14.782	397701.500	29.322	0.996	3.875	On Peak Load
12/12/2022 15:00	14.739	393,755	29.128	0.950	3.062	On Peak Load
12/12/2022 16:00	14.747	387,855	28.872	0.857	4.097	On Peak Load
12/12/2022 17:00	14.733	386,633	28.183	0.902	5.323	On Peak Load
12/12/2022 18:00	14.706	386,938	28.495	0.968	6.208	On Peak Load
12/12/2022 19:00	14.676	395,329	28.211	1.021	7.517	On Peak Load
12/12/2022 20:00	14.638	391,283	27.305	1.142	6.940	On Peak Load
12/12/2022 21:00	14.676	393,147	27.263	1.168	6.750	On Peak Load
12/12/2022 22:00	14.623	390,332	27.818	1.257	6.600	On Peak Load
12/12/2022 23:00	14.532	371,765	24.882	1.317	6.417	Off Peak Load
13/12/2022 00:00	14.559	359,379	24.886	1.335	6.445	Off Peak Load
13/12/2022 01:00	14.562	364,859	22.706	1.328	6.702	Off Peak Load
13/12/2022 02:00	14.528	373,427	23.667	1.414	6.540	Off Peak Load
13/12/2022 03:00	14.554	364,925	26.158	1.525	5.985	Off Peak Load
13/12/2022 04:00	14.565	357,608	24.732	1.558	7.604	Off Peak Load
13/12/2022 05:00	14.560	355,272	23.796	1.550	11.914	Off Peak Load
13/12/2022 06:00	14.544	350,045	23.550	1.535	9.244	Off Peak Load
13/12/2022 07:00	14.540	349,694	21.636	1.531	9.363	Off Peak Load
13/12/2022 08:00	14.525	349,805	23.440	1.596	8.926	Off Peak Load
13/12/2022 09:00	14.546	351,765	24.143	1.471	6.779	Off Peak Load
13/12/2022 10:00	14.616	353,755	25.690	1.341	4.848	Off Peak Load
13/12/2022 11:00	14.639	352,314	26.613	1.192	4.449	Off Peak Load
13/12/2022 12:00	14.695	354,058	24.893	1.095	3.288	Off Peak Load
13/12/2022 13:00	14.742	345,997	24.224	1.049	4.687	Off Peak Load
13/12/2022 14:00	14.794	403,116	30.195	0.951	4.821	On Peak Load
13/12/2022 15:00	14.831	406,516	32.076	0.863	4.170	On Peak Load
13/12/2022 16:00	14.811	397,338	31.834	0.891	3.646	On Peak Load

Site Name: [illegible]
Stack Name: [illegible]
Periodically: [illegible]

Date & Time	Actual Operation Condition: O2 (%)	Actual Operation Condition: FLOW @1 ATM 25C (m3/hr)	Emission Concentration for Standardization Comparison: HRSG1_NOx@7%O2 (ppm)	HRSG1_SOx@7%O2 (ppm)	HRSG1_Dust (7%O2) (mg/m3)	Remark
13/12/2022 17:00	14.754	397,744	28.064	0.842	3.247	On Peak Load
13/12/2022 18:00	14.717	396,770	29.168	0.932	6.212	On Peak Load
13/12/2022 19:00	14.701	402,682	28.789	1.033	7.495	On Peak Load
13/12/2022 20:00	14.655	391,221	28.193	1.090	6.527	On Peak Load
13/12/2022 21:00	14.692	387,072	29.013	1.154	6.369	On Peak Load
13/12/2022 22:00	14.649	385,426	30.301	1.321	6.483	On Peak Load
13/12/2022 23:00	14.565	360006.094	25.610	1.229	6.276	Off Peak Load
14/12/2022 00:00	14.612	356941.219	27.249	1.320	6.213	Off Peak Load
14/12/2022 01:00	14.571	348220.438	25.155	1.338	6.271	Off Peak Load
14/12/2022 02:00	14.625	366397.188	26.883	1.478	6.509	Off Peak Load
14/12/2022 03:00	14.599	351097.063	26.923	1.501	6.674	Off Peak Load
14/12/2022 04:00	14.643	356399.563	27.787	1.571	6.820	Off Peak Load
14/12/2022 05:00	14.608	356322.063	27.674	1.610	6.868	Off Peak Load
14/12/2022 06:00	14.602	354625.875	26.618	1.603	8.235	Off Peak Load
14/12/2022 07:00	14.580	352840.063	26.720	1.620	9.795	Off Peak Load
14/12/2022 08:00	14.585	350488.906	25.156	1.568	10.440	Off Peak Load
14/12/2022 09:00	14.608	355419.063	25.543	1.455	11.130	Off Peak Load
14/12/2022 10:00	14.732	349191.313	24.691	1.263	10.183	Off Peak Load
14/12/2022 11:00	14.746	344639.875	26.654	1.184	9.783	Off Peak Load
14/12/2022 12:00	14.755	345579.531	24.328	0.998	9.205	Off Peak Load
14/12/2022 13:00	14.775	354403.875	24.987	0.900	9.102	Off Peak Load
14/12/2022 14:00	14.770	408560.875	30.612	0.846	9.460	On Peak Load
14/12/2022 15:00	14.818	403371.625	32.290	0.834	10.146	On Peak Load
14/12/2022 16:00	14.782	404739.156	30.607	0.740	9.577	On Peak Load
14/12/2022 17:00	14.791	405253.125	30.519	0.828	10.241	On Peak Load
14/12/2022 18:00	14.730	391050.594	28.350	0.733	9.664	On Peak Load
14/12/2022 19:00	14.694	394,280	29.604	0.896	10.197	On Peak Load
14/12/2022 20:00	14.688	387,855	28.907	0.971	10.022	On Peak Load
14/12/2022 21:00	14.682	395,680	28.570	1.079	9.967	On Peak Load
14/12/2022 22:00	14.636	398,297	28.355	1.104	10.521	On Peak Load
14/12/2022 23:00	14.599	371285.125	26.410	1.245	9.825	Off Peak Load
15/12/2022 00:00	14.579	358235.531	25.262	1.219	9.508	Off Peak Load
15/12/2022 01:00	14.566	364375.281	27.025	1.330	9.246	Off Peak Load
15/12/2022 02:00	14.600	374527.813	27.155	1.408	9.223	Off Peak Load
15/12/2022 03:00	14.566	369289.813	25.867	1.444	9.064	Off Peak Load
15/12/2022 04:00	14.561	358406.313	25.167	1.430	10.072	Off Peak Load
15/12/2022 05:00	14.532	353517.938	25.043	1.458	10.520	Off Peak Load
15/12/2022 06:00	14.598	350519.969	25.974	1.507	10.807	Off Peak Load
15/12/2022 07:00	14.585	349198.625	25.978	1.541	10.620	Off Peak Load
15/12/2022 08:00	14.646	344315.719	24.250	1.557	10.641	Off Peak Load
15/12/2022 09:00	14.747	344467.563	27.631	1.392	10.953	Off Peak Load
15/12/2022 10:00	14.799	343,970	32.706	1.293	10.783	Off Peak Load
15/12/2022 11:00	14.789	344,013	28.027	1.111	9.961	Off Peak Load
15/12/2022 12:00	14.860	343,948	32.747	0.983	10.196	Off Peak Load
15/12/2022 13:00	14.947	342,077	32.369	0.932	9.368	Off Peak Load
15/12/2022 14:00	14.730	382,334	28.374	0.763	9.196	On Peak Load
15/12/2022 15:00	14.718	367,800	27.295	0.805	8.080	On Peak Load
15/12/2022 16:00	14.718	377,089	27.183	0.769	9.952	On Peak Load
15/12/2022 17:00	14.674	366,502	27.040	0.774	9.956	On Peak Load
15/12/2022 18:00	14.666	373,179	26.324	0.808	9.553	On Peak Load
15/12/2022 19:00	14.628	373,691	26.839	0.898	10.268	On Peak Load
15/12/2022 20:00	14.606	372,478	25.940	0.909	10.094	On Peak Load
15/12/2022 21:00	14.613	369,789	24.849	0.965	9.332	On Peak Load
15/12/2022 22:00	14.570	374,743	25.754	1.058	9.733	On Peak Load
15/12/2022 23:00	14.610	351,193	20.449	1.173	9.420	Off Peak Load
16/12/2022 00:00	14.702	349,310	24.756	1.242	9.296	Off Peak Load
16/12/2022 01:00	14.656	348,173	24.022	1.255	9.334	Off Peak Load
16/12/2022 02:00	14.652	346,735	22.484	1.289	9.116	Off Peak Load
16/12/2022 03:00	14.655	345,662	26.492	1.387	9.126	Off Peak Load
16/12/2022 04:00	14.632	344,508	25.198	1.447	10.080	Off Peak Load
16/12/2022 05:00	14.663	341,180	29.326	1.528	7.638	Off Peak Load
16/12/2022 06:00	14.666	338,022	27.660	1.528	8.722	Off Peak Load
16/12/2022 07:00	14.630	334,323	28.439	1.563	8.020	Off Peak Load
16/12/2022 08:00	14.751	331,005	27.740	1.571	6.768	Off Peak Load
16/12/2022 09:00	14.717	342,661	28.130	1.414	6.215	Off Peak Load
16/12/2022 10:00	14.717	348,789	22.588	1.300	4.562	Off Peak Load
16/12/2022 11:00	14.740	357,822	24.481	1.066	4.537	Off Peak Load
16/12/2022 12:00	14.777	349,172	25.874	1.018	3.665	Off Peak Load
16/12/2022 13:00	14.855	340,933	31.636	0.976	3.604	Off Peak Load
16/12/2022 14:00	14.747	391,593	29.576	0.872	4.135	On Peak Load
16/12/2022 15:00	14.771	406,192	29.352	0.827	4.543	On Peak Load
16/12/2022 16:00	14.759	392,758	29.244	0.839	4.711	On Peak Load
16/12/2022 17:00	14.736	388,488	28.747	0.819	4.937	On Peak Load
16/12/2022 18:00	14.694	382,375	28.068	0.873	5.406	On Peak Load
16/12/2022 19:00	14.667	382,138	26.705	0.888	6.162	On Peak Load
16/12/2022 20:00	14.633	390,931	26.593	0.967	5.944	On Peak Load

Site Name: [illegible]
Stack Name: [illegible]
Periodically: [illegible]

Date & Time	Actual Operation Condition: O2 (%)	Actual Operation Condition: FLOW @1 ATM 25C (m3/hr)	Emission Concentration for Standardization Comparison: HRSG1_NOx@7%O2 (ppm)	HRSG1_SOx@7%O2 (ppm)	HRSG1_Dust (7%O2) (mg/m3)	Remark
16/12/2022 21:00	14.632	386,812	27.273	1.102	5.210	On Peak Load
16/12/2022 22:00	14.596	388,052	26.191	1.147	5.586	On Peak Load
16/12/2022 23:00	14.557	359587.000	22.849	1.273	4.974	Off Peak Load
17/12/2022 00:00	14.623	348223.063	23.750	1.313	4.723	Off Peak Load
17/12/2022 01:00	14.567	358102.250	23.300	1.348	5.109	Off Peak Load
17/12/2022 02:00	14.530	360145.656	23.933	1.369	5.661	Off Peak Load
17/12/2022 03:00	14.532	351998.594	22.561	1.416	9.264	Off Peak Load
17/12/2022 04:00	14.541	353562.688	22.245	1.423	7.544	Off Peak Load
17/12/2022 05:00	14.526	349071.375	19.877	1.472	7.958	Off Peak Load
17/12/2022 06:00	14.520	353728.469	22.031	1.481	7.226	Off Peak Load
17/12/2022 07:00	14.545	350922.719	21.678	1.464	6.356	Off Peak Load
17/12/2022 08:00	14.643	344025.719	24.693	1.575	6.233	Off Peak Load
17/12/2022 09:00	14.685	347443.594	22.736	1.365	5.148	Off Peak Load
17/12/2022 10:00	14.782	344,505	30.245	1.270	4.545	Off Peak Load
17/12/2022 11:00	14.728	354,072	24.323	1.139	4.401	Off Peak Load
17/12/2022 12:00	14.728	346,715	24.107	0.980	3.724	Off Peak Load
17/12/2022 13:00	14.763	347,888	22.780	0.890	4.286	Off Peak Load
17/12/2022 14:00	14.757	349,148	23.663	0.819	3.437	Off Peak Load
17/12/2022 15:00	14.754	351,339	23.813	0.769	3.613	Off Peak Load
17/12/2022 16:00	14.761	351,027	24.241	0.700	2.679	Off Peak Load
17/12/2022 17:00	14.795	358,000	24.664	0.783	3.421	Off Peak Load
17/12/2022 18:00	15.068	318,163	50.298	0.931	3.962	Off Peak Load
17/12/2022 19:00	14.726	400,397	29.498	0.909	4.296	On Peak Load
17/12/2022 20:00	14.701	389,402	30.196	0.994	3.966	On Peak Load
17/12/2022 21:00	14.788	450,790	30.340	1.007	4.563	Off Peak Load
17/12/2022 22:00	14.799	427,458	32.832	1.168	4.397	Off Peak Load GT11 SD Half Block
17/12/2022 23:00	14.768	428,713	30.392	1.187	4.284	Off Peak Load GT11 SD Half Block
18/12/2022 00:00	14.736	424,317	30.333	1.232	3.392	Off Peak Load GT11 SD Half Block
18/12/2022 01:00	14.731	418,759	31.943	1.357	5.681	Off Peak Load GT11 SD Half Block
18/12/2022 02:00	14.733	417,766	30.473	1.409	5.958	Off Peak Load GT11 SD Half Block
18/12/2022 03:00	14.716	417,690	30.841	1.411	5.688	Off Peak Load GT11 SD Half Block
18/12/2022 04:00	14.709	414,227	29.996	1.459	5.791	Off Peak Load GT11 SD Half Block
18/12/2022 05:00	14.710	410,813	30.247	1.444	5.982	Off Peak Load GT11 SD Half Block
18/12/2022 06:00	14.710	406,210	28.893	1.434	6.734	Off Peak Load GT11 SD Half Block
18/12/2022 07:00	14.723	407,943	30.265	1.527	7.002	Off Peak Load GT11 SD Half Block
18/12/2022 08:00	14.751	414,222	31.629	1.545	7.350	Off Peak Load GT11 SD Half Block
18/12/2022 09:00	14.779	423,706	30.734	1.337	7.229	Off Peak Load GT11 SD Half Block
18/12/2022 10:00	14.807	421,927	31.820	1.200	6.858	Off Peak Load GT11 SD Half Block
18/12/2022 11:00	14.835	437,823	32.761	1.051	6.590	Off Peak Load GT11 SD Half Block
18/12/2022 12:00	14.844	430,134	33.247	0.978	6.036	Off Peak Load GT11 SD Half Block
18/12/2022 13:00	14.854	446,112	34.549	0.896	6.288	Off Peak Load GT11 SD Half Block
18/12/2022 14:00	14.847	442,182	36.852	0.789	5.951	Off Peak Load
18/12/2022 15:00	14.733	389,955	31.009	0.722	5.398	On Peak Load
18/12/2022 16:00	14.799	399,165	30.208	0.667	6.018	On Peak Load
18/12/2022 17:00	14.793	400,823	30.614	0.754	5.523	On Peak Load
18/12/2022 18:00	14.728	398,518	26.998	0.717	4.975	On Peak Load
18/12/2022 19:00	14.714	407,192	28.415	0.842	6.397	On Peak Load
18/12/2022 20:00	14.686	395,854	28.829	0.948	5.599	On Peak Load
18/12/2022 21:00	14.678	397,620	29.463	1.039	5.567	On Peak Load
18/12/2022 22:00	14.809	329,806	27.333	1.077	5.143	Off Peak Load
18/12/2022 23:00	Shutdown	Shutdown	Shutdown	Shutdown	Shutdown	Off Peak Load GT12 SD Half Block
19/12/2022 00:00	Shutdown	Shutdown	Shutdown	Shutdown	Shutdown	Off Peak Load GT12 SD Half Block
19/12/2022 01:00	Shutdown	Shutdown	Shutdown	Shutdown	Shutdown	Off Peak Load GT12 SD Half Block
19/12/2022 02:00	Shutdown	Shutdown	Shutdown	Shutdown	Shutdown	Off Peak Load GT12 SD Half Block
19/12/2022 03:00	Shutdown	Shutdown	Shutdown	Shutdown	Shutdown	Off Peak Load GT12 SD Half Block
19/12/2022 04:00	Shutdown	Shutdown	Shutdown	Shutdown	Shutdown	Off Peak Load GT12 SD Half Block
19/12/2022 05:00	Shutdown	Shutdown	Shutdown	Shutdown	Shutdown	Off Peak Load GT12 SD Half Block
19/12/2022 06:00	Shutdown	Shutdown	Shutdown	Shutdown	Shutdown	Off Peak Load GT12 SD Half Block
19/12/2022 07:00	Shutdown	Shutdown	Shutdown	Shutdown	Shutdown	Off Peak Load GT12 SD Half Block
19/12/2022 08:00	Shutdown	Shutdown	Shutdown	Shutdown	Shutdown	Off Peak Load GT12 SD Half Block
19/12/2022 09:00	Shutdown	Shutdown	Shutdown	Shutdown	Shutdown	Off Peak Load GT12 SD Half Block
19/12/2022 10:00	Shutdown	Shutdown	Shutdown	Shutdown	Shutdown	Off Peak Load GT12 SD Half Block
19/12/2022 11:00	Shutdown	Shutdown	Shutdown	Shutdown	Shutdown	Off Peak Load GT12 SD Half Block
19/12/2022 12:00	Shutdown	Shutdown	Shutdown	Shutdown	Shutdown	Off Peak Load GT12 SD Half Block
19/12/2022 13:00	Shutdown	Shutdown	Shutdown	Shutdown	Shutdown	Off Peak Load GT12 SD Half Block
19/12/2022 14:00	14.699	395,908	34.583	1.118	6.790	On Peak Load
19/12/2022 15:00	14.755	394,817	36.563	1.129	7.044	On Peak Load
19/12/2022 16:00	14.774	401,177	37.247	1.104	6.780	On Peak Load
19/12/2022 17:00	14.710	399,039	35.098	1.092	7.040	On Peak Load
19/12/2022 18:00	14.673	385,890	34.047	1.187	7.608	On Peak Load
19/12/2022 19:00	14.655	391,473	34.241	1.193	7.884	On Peak Load
19/12/2022 20:00	14.602	388,590	32.725	1.208	8.030	On Peak Load
19/12/2022 21:00	14.590	391,746	32.485	1.271	7.148	On Peak Load
19/12/2022 22:00	14.957	323,694	28.412	1.326	7.341	Off Peak Load
19/12/2022 23:00	Shutdown	Shutdown	Shutdown	Shutdown	Shutdown	Off Peak Load GT12 SD Half Block
20/12/2022 00:00	Shutdown	Shutdown	Shutdown	Shutdown	Shutdown	Off Peak Load GT12 SD Half Block

Site Name: [illegible]
Stack Name: [illegible]
Periodically: [illegible]

Date & Time	Actual Operation Condition: O2 (%)	Actual Operation Condition: FLOW @1 ATM 25C (m3/hr)	Emission Concentration for Standardization Comparison: HRSG1_NOx@7%O2 (ppm)	HRSG1_SOx@7%O2 (ppm)	HRSG1_Dust (7%O2) (mg/m3)	Remark
20/12/2022 01:00	Shutdown	Shutdown	Shutdown	Shutdown	Shutdown	Off Peak Load GT12 SD Half Block
20/12/2022 02:00	Shutdown	Shutdown	Shutdown	Shutdown	Shutdown	Off Peak Load GT12 SD Half Block
20/12/2022 03:00	Shutdown	Shutdown	Shutdown	Shutdown	Shutdown	Off Peak Load GT12 SD Half Block
20/12/2022 04:00	Shutdown	Shutdown	Shutdown	Shutdown	Shutdown	Off Peak Load GT12 SD Half Block
20/12/2022 05:00	Shutdown	Shutdown	Shutdown	Shutdown	Shutdown	Off Peak Load GT12 SD Half Block
20/12/2022 06:00	Shutdown	Shutdown	Shutdown	Shutdown	Shutdown	Off Peak Load GT12 SD Half Block
20/12/2022 07:00	Shutdown	Shutdown	Shutdown	Shutdown	Shutdown	Off Peak Load GT12 SD Half Block
20/12/2022 08:00	Shutdown	Shutdown	Shutdown	Shutdown	Shutdown	Off Peak Load GT12 SD Half Block
20/12/2022 09:00	Shutdown	Shutdown	Shutdown	Shutdown	Shutdown	Off Peak Load GT12 SD Half Block
20/12/2022 10:00	Shutdown	Shutdown	Shutdown	Shutdown	Shutdown	Off Peak Load GT12 SD Half Block
20/12/2022 11:00	Shutdown	Shutdown	Shutdown	Shutdown	Shutdown	Off Peak Load GT12 SD Half Block
20/12/2022 12:00	Shutdown	Shutdown	Shutdown	Shutdown	Shutdown	Off Peak Load GT12 SD Half Block
20/12/2022 13:00	Shutdown	Shutdown	Shutdown	Shutdown	Shutdown	Off Peak Load GT12 SD Half Block
20/12/2022 14:00	14.668	385,370	33.679	1.137	7.889	On Peak Load
20/12/2022 15:00	14.767	380,645	36.419	1.108	7.851	On Peak Load
20/12/2022 16:00	14.777	385,875	35.981	0.986	8.286	On Peak Load
20/12/2022 17:00	14.664	384,108	32.386	1.015	7.955	On Peak Load
20/12/2022 18:00	14.655	379,461	33.186	1.070	8.377	On Peak Load
20/12/2022 19:00	14.614	376,853	31.743	1.124	8.893	On Peak Load
20/12/2022 20:00	14.594	379,801	31.935	1.253	8.378	On Peak Load
20/12/2022 21:00	14.625	368,591	26.210	0.993	7.320	On Peak Load
20/12/2022 22:00	14.750	442,889	35.417	1.154	9.260	Off Peak Load
20/12/2022 23:00	14.738	420,807	30.581	1.187	9.044	Off Peak Load GT11 SD Half Block
21/12/2022 00:00	14.739	420,475	31.179	1.263	9.062	Off Peak Load GT11 SD Half Block
21/12/2022 01:00	14.740	420,577	32.211	1.313	8.811	Off Peak Load GT11 SD Half Block
21/12/2022 02:00	14.741	423,359	32.508	1.439	8.849	Off Peak Load GT11 SD Half Block
21/12/2022 03:00	14.742	417,085	32.234	1.424	9.277	Off Peak Load GT11 SD Half Block
21/12/2022 04:00	14.743	414,287	31.082	1.465	9.324	Off Peak Load GT11 SD Half Block
21/12/2022 05:00	14.744	413,153	31.657	1.465	9.409	Off Peak Load GT11 SD Half Block
21/12/2022 06:00	14.745	414,516	31.925	1.550	9.593	Off Peak Load GT11 SD Half Block
21/12/2022 07:00	14.753	409,757	32.288	1.555	9.992	Off Peak Load GT11 SD Half Block
21/12/2022 08:00	14.766	412,843	33.426	1.609	9.773	Off Peak Load GT11 SD Half Block
21/12/2022 09:00	14.778	414,131	34.173	1.469	9.793	Off Peak Load GT11 SD Half Block
21/12/2022 10:00	14.790	418,651	33.574	1.290	9.782	Off Peak Load GT11 SD Half Block
21/12/2022 11:00	14.803	428,547	33.489	1.142	9.279	Off Peak Load GT11 SD Half Block
21/12/2022 12:00	14.815	429,341	34.072	1.011	9.705	Off Peak Load GT11 SD Half Block
21/12/2022 13:00	14.784	416,564	32.553	0.922	8.411	Off Peak Load
21/12/2022 14:00	14.666	362,321	29.098	0.818	7.872	On Peak Load
21/12/2022 15:00	14.689	366,352	28.739	0.669	8.125	On Peak Load
21/12/2022 16:00	14.716	378,241	29.118	0.602	8.321	On Peak Load
21/12/2022 17:00	14.719	377,808	30.043	0.721	8.108	On Peak Load
21/12/2022 18:00	14.729	372,885	28.915	0.780	7.909	On Peak Load
21/12/2022 19:00	14.674	369,558	28.392	0.822	7.551	On Peak Load
21/12/2022 20:00	14.649	367,051	28.978	0.965	7.812	On Peak Load
21/12/2022 21:00	14.664	368,117	29.099	1.047	8.143	On Peak Load
21/12/2022 22:00	14.928	321,558	33.370	1.180	8.811	Off Peak Load
21/12/2022 23:00	Shutdown	Shutdown	Shutdown	Shutdown	Shutdown	Off Peak Load GT12 SD Half Block
22/12/2022 00:00	Shutdown	Shutdown	Shutdown	Shutdown	Shutdown	Off Peak Load GT12 SD Half Block
22/12/2022 01:00	Shutdown	Shutdown	Shutdown	Shutdown	Shutdown	Off Peak Load GT12 SD Half Block
22/12/2022 02:00	Shutdown	Shutdown	Shutdown	Shutdown	Shutdown	Off Peak Load GT12 SD Half Block
22/12/2022 03:00	Shutdown	Shutdown	Shutdown	Shutdown	Shutdown	Off Peak Load GT12 SD Half Block
22/12/2022 04:00	Shutdown	Shutdown	Shutdown	Shutdown	Shutdown	Off Peak Load GT12 SD Half Block
22/12/2022 05:00	Shutdown	Shutdown	Shutdown	Shutdown	Shutdown	Off Peak Load GT12 SD Half Block
22/12/2022 06:00	Shutdown	Shutdown	Shutdown	Shutdown	Shutdown	Off Peak Load GT12 SD Half Block
22/12/2022 07:00	Shutdown	Shutdown	Shutdown	Shutdown	Shutdown	Off Peak Load GT12 SD Half Block
22/12/2022 08:00	Shutdown	Shutdown	Shutdown	Shutdown	Shutdown	Off Peak Load GT12 SD Half Block
22/12/2022 09:00	Shutdown	Shutdown	Shutdown	Shutdown	Shutdown	Off Peak Load GT12 SD Half Block
22/12/2022 10:00	Shutdown	Shutdown	Shutdown	Shutdown	Shutdown	Off Peak Load GT12 SD Half Block
22/12/2022 11:00	Shutdown	Shutdown	Shutdown	Shutdown	Shutdown	Off Peak Load GT12 SD Half Block
22/12/2022 12:00	Shutdown	Shutdown	Shutdown	Shutdown	Shutdown	Off Peak Load GT12 SD Half Block
22/12/2022 13:00	Shutdown	Shutdown	Shutdown	Shutdown	Shutdown	Off Peak Load GT12 SD Half Block
22/12/2022 14:00	14.581	358,802	33.704	1.416	8.658	On Peak Load
22/12/2022 15:00	14.689	359,867	35.926	1.337	8.705	On Peak Load
22/12/2022 16:00	14.716	364,597	36.701	1.257	8.828	On Peak Load
22/12/2022 17:00	14.702	365,237	37.133	1.304	8.792	On Peak Load
22/12/2022 18:00	14.648	356,342	35.595	1.207	8.572	On Peak Load
22/12/2022 19:00	14.688	366,903	36.923	1.442	8.873	On Peak Load
22/12/2022 20:00	14.652	358,894	30.996	1.269	8.547	On Peak Load
22/12/2022 21:00	14.696	366,293	31.368	1.252	8.635	On Peak Load
22/12/2022 22:00	Shutdown	Shutdown	Shutdown	Shutdown	Shutdown	Off Peak Load GT12 SD Half Block
22/12/2022 23:00	Shutdown	Shutdown	Shutdown	Shutdown	Shutdown	Off Peak Load GT12 SD Half Block
23/12/2022 00:00	Shutdown	Shutdown	Shutdown	Shutdown	Shutdown	Off Peak Load GT12 SD Half Block
23/12/2022 01:00	Shutdown	Shutdown	Shutdown	Shutdown	Shutdown	Off Peak Load GT12 SD Half Block
23/12/2022 02:00	Shutdown	Shutdown	Shutdown	Shutdown	Shutdown	Off Peak Load GT12 SD Half Block
23/12/2022 03:00	Shutdown	Shutdown	Shutdown	Shutdown	Shutdown	Off Peak Load GT12 SD Half Block
23/12/2022 04:00	Shutdown	Shutdown	Shutdown	Shutdown	Shutdown	Off Peak Load GT12 SD Half Block

Site Name: [illegible]
Stack Name: [illegible]
Periodically: [illegible]

Date & Time	Actual Operation Condition		Emission Concentration for Standardization Comparison			Remark
	O2	FLOW @ 1 ATM 25C	HRSG1_NOx@7%O2	HRSG1_SOx@7%O2	HRSG1_Dust (7%O2)	
	%	m3/hr	ppm	ppm	mg/m3	
23/12/2022 05:00	Shutdown	Shutdown	Shutdown	Shutdown	Shutdown	Off Peak Load GT12 SD Half Block
23/12/2022 06:00	Shutdown	Shutdown	Shutdown	Shutdown	Shutdown	Off Peak Load GT12 SD Half Block
23/12/2022 07:00	Shutdown	Shutdown	Shutdown	Shutdown	Shutdown	Off Peak Load GT12 SD Half Block
23/12/2022 08:00	Shutdown	Shutdown	Shutdown	Shutdown	Shutdown	Off Peak Load GT12 SD Half Block
23/12/2022 09:00	Shutdown	Shutdown	Shutdown	Shutdown	Shutdown	Off Peak Load GT12 SD Half Block
23/12/2022 10:00	Shutdown	Shutdown	Shutdown	Shutdown	Shutdown	Off Peak Load GT12 SD Half Block
23/12/2022 11:00	Shutdown	Shutdown	Shutdown	Shutdown	Shutdown	Off Peak Load GT12 SD Half Block
23/12/2022 12:00	Shutdown	Shutdown	Shutdown	Shutdown	Shutdown	Off Peak Load GT12 SD Half Block
23/12/2022 13:00	Shutdown	Shutdown	Shutdown	Shutdown	Shutdown	Off Peak Load GT12 SD Half Block
23/12/2022 14:00	14.611	352,850	34.580	1.487	8.747	On Peak Load
23/12/2022 15:00	14.670	352,532	35.330	1.342	9.252	On Peak Load
23/12/2022 16:00	14.658	358,318	35.510	1.273	8.913	On Peak Load
23/12/2022 17:00	14.701	355,135	37.700	1.382	8.853	On Peak Load
23/12/2022 18:00	14.660	357,506	36.585	1.351	8.822	On Peak Load
23/12/2022 19:00	14.659	352,927	36.039	1.330	8.864	On Peak Load
23/12/2022 20:00	14.658	347,721	35.772	1.437	8.617	On Peak Load
23/12/2022 21:00	14.663	348,371	31.653	1.316	8.765	On Peak Load
23/12/2022 22:00	14.820	441,585	40.932	1.441	10.029	Off Peak Load
23/12/2022 23:00	14.814	406,455	37.479	1.422	9.586	Off Peak Load GT11 SD Half Block
24/12/2022 00:00	14.806	406,333	36.605	1.491	9.548	Off Peak Load GT11 SD Half Block
24/12/2022 01:00	14.798	408,922	36.956	1.546	9.548	Off Peak Load GT11 SD Half Block
24/12/2022 02:00	14.790	409,193	36.344	1.591	9.663	Off Peak Load GT11 SD Half Block
24/12/2022 03:00	14.781	408,938	37.202	1.611	9.430	Off Peak Load GT11 SD Half Block
24/12/2022 04:00	14.773	409,613	35.139	1.562	9.670	Off Peak Load GT11 SD Half Block
24/12/2022 05:00	14.765	409,966	35.265	1.673	9.520	Off Peak Load GT11 SD Half Block
24/12/2022 06:00	14.757	414,914	35.945	1.700	9.569	Off Peak Load GT11 SD Half Block
24/12/2022 07:00	14.762	407,162	34.342	1.628	9.647	Off Peak Load GT11 SD Half Block
24/12/2022 08:00	14.772	404,162	35.811	1.701	9.596	Off Peak Load GT11 SD Half Block
24/12/2022 09:00	14.782	402,432	36.197	1.733	9.707	Off Peak Load GT11 SD Half Block
24/12/2022 10:00	14.793	409,345	34.157	1.608	10.066	Off Peak Load GT11 SD Half Block
24/12/2022 11:00	14.803	415,462	34.830	1.557	10.019	Off Peak Load GT11 SD Half Block
24/12/2022 12:00	14.775	408,974	33.545	1.560	9.800	Off Peak Load GT11 SD Half Block
24/12/2022 13:00	14.801	412,211	34.916	1.624	9.803	Off Peak Load GT11 SD Half Block
24/12/2022 14:00	14.780	415,466	35.094	1.555	9.846	Off Peak Load GT11 SD Half Block
24/12/2022 15:00	14.817	409,306	36.129	1.626	9.555	Off Peak Load GT11 SD Half Block
24/12/2022 16:00	14.811	405,546	34.451	1.513	9.743	Off Peak Load GT11 SD Half Block
24/12/2022 17:00	14.793	405,018	36.318	1.597	9.672	Off Peak Load GT11 SD Half Block
24/12/2022 18:00	14.702	379,582	31.811	1.531	9.285	Off Peak Load
24/12/2022 19:00	14.634	350,984	29.138	1.535	9.118	On Peak Load
24/12/2022 20:00	14.685	346,187	29.210	1.546	9.188	On Peak Load
24/12/2022 21:00	14.665	349,301	27.864	1.530	8.995	On Peak Load
24/12/2022 22:00	14.881	327,451	34.084	1.563	9.405	Off Peak Load
24/12/2022 23:00	14.863	327,648	35.322	1.544	9.389	Off Peak Load
25/12/2022 00:00	14.891	319,723	35.023	1.618	9.410	Off Peak Load
25/12/2022 01:00	14.966	319,767	37.083	1.656	9.630	Off Peak Load
25/12/2022 02:00	14.864	325,516	35.225	1.681	9.386	Off Peak Load
25/12/2022 03:00	14.907	323,247	34.501	1.687	9.476	Off Peak Load
25/12/2022 04:00	14.872	326,630	34.286	1.683	9.396	Off Peak Load
25/12/2022 05:00	14.910	324,558	31.231	1.654	9.633	Off Peak Load
25/12/2022 06:00	14.886	321,206	32.180	1.604	9.513	Off Peak Load
25/12/2022 07:00	14.867	321,752	33.884	1.616	9.385	Off Peak Load
25/12/2022 08:00	14.855	324,058	30.491	1.526	9.620	Off Peak Load
25/12/2022 09:00	14.816	327,519	30.125	1.577	9.519	Off Peak Load
25/12/2022 10:00	14.870	325,337	32.554	1.528	9.819	Off Peak Load
25/12/2022 11:00	14.956	320,238	30.004	1.373	9.817	Off Peak Load
25/12/2022 12:00	14.899	321,379	27.385	1.190	9.856	Off Peak Load
25/12/2022 13:00	14.973	318,364	35.929	1.080	9.737	Off Peak Load
25/12/2022 14:00	14.614	349,193	22.512	0.865	9.019	On Peak Load
25/12/2022 15:00	14.682	359,772	26.821	0.798	9.179	On Peak Load
25/12/2022 16:00	14.686	354,426	27.400	0.667	9.021	On Peak Load
25/12/2022 17:00	14.692	357,878	26.715	0.726	8.906	On Peak Load
25/12/2022 18:00	14.665	364,934	25.409	0.756	8.933	On Peak Load
25/12/2022 19:00	14.658	351,779	24.623	0.784	9.039	On Peak Load
25/12/2022 20:00	14.649	354,480	24.806	0.838	9.067	On Peak Load
25/12/2022 21:00	14.668	350,423	25.141	0.878	9.125	On Peak Load
25/12/2022 22:00	14.635	357,010	26.093	0.993	9.116	On Peak Load
25/12/2022 23:00	14.797	328,404	31.181	1.089	9.272	Off Peak Load
26/12/2022 00:00	14.858	327,976	32.031	1.124	9.305	Off Peak Load
26/12/2022 01:00	14.800	328,664	31.345	1.174	9.339	Off Peak Load
26/12/2022 02:00	14.739	334,487	30.121	1.272	9.346	Off Peak Load
26/12/2022 03:00	14.773	333,225	32.513	1.274	9.451	Off Peak Load
26/12/2022 04:00	14.797	331,769	31.487	1.318	9.242	Off Peak Load
26/12/2022 05:00	14.793	327,622	29.997	1.308	9.474	Off Peak Load
26/12/2022 06:00	14.790	331,383	32.647	1.386	9.499	Off Peak Load
26/12/2022 07:00	14.779	335,500	31.231	1.374	9.637	Off Peak Load
26/12/2022 08:00	14.865	327,084	31.599	1.417	9.820	Off Peak Load

Site Name: [illegible]
Stack Name: [illegible]
Periodically: [illegible]

Date & Time	Actual Operation Condition		Emission Concentration for Standardization Comparison			Remark
	O2	FLOW @ 1 ATM 25C	HRSG1_NOx@7%O2	HRSG1_SOx@7%O2	HRSG1_Dust (7%O2)	
	%	m3/hr	ppm	ppm	mg/m3	
26/12/2022 09:00	14.845	327,665	29.767	1.340	9.870	Off Peak Load
26/12/2022 10:00	14.888	327,175	28.692	1.328	10.000	Off Peak Load
26/12/2022 11:00	14.912	331,206	29.946	1.227	10.037	Off Peak Load
26/12/2022 12:00	14.939	322,806	29.409	1.081	9.928	Off Peak Load
26/12/2022 13:00	14.910	334,303	25.620	0.921	9.870	Off Peak Load
26/12/2022 14:00	14.635	358,729	21.833	0.763	9.088	On Peak Load
26/12/2022 15:00	14.654	356,297	24.437	0.712	9.274	On Peak Load
26/12/2022 16:00	14.707	360,961	26.105	0.751	8.701	On Peak Load
26/12/2022 17:00	14.667	367,124	25.650	0.692	8.918	On Peak Load
26/12/2022 18:00	14.664	362,769	25.743	0.785	8.877	On Peak Load
26/12/2022 19:00	14.660	356,572	23.103	0.778	9.059	On Peak Load
26/12/2022 20:00	14.658	358,807	25.091	0.852	9.184	On Peak Load
26/12/2022 21:00	14.629	362,183	23.725	0.849	9.227	On Peak Load
26/12/2022 22:00	14.629	355,475	22.516	0.918	9.223	On Peak Load
26/12/2022 23:00	14.733	338,693	27.489	0.994	9.511	Off Peak Load
27/12/2022 00:00	14.816	327,044	27.206	1.148	9.496	Off Peak Load
27/12/2022 01:00	14.775	333,735	28.907	1.152	9.600	Off Peak Load
27/12/2022 02:00	14.659	339,017	30.355	1.178	9.488	Off Peak Load
27/12/2022 03:00	14.745	342,155	30.887	1.200	9.577	Off Peak Load
27/12/2022 04:00	14.764	339,686	31.171	1.247	9.567	Off Peak Load
27/12/2022 05:00	14.807	334,736	28.655	1.383	9.404	Off Peak Load
27/12/2022 06:00	14.777	332,147	29.762	1.332	9.558	Off Peak Load
27/12/2022 07:00	14.768	326,261	28.562	1.332	9.751	Off Peak Load
27/12/2022 08:00	14.891	329,415	28.410	1.362	10.041	Off Peak Load
27/12/2022 09:00	14.889	329,254	28.635	1.199	10.140	Off Peak Load
27/12/2022 10:00	14.920	331,345	29.981	1.027	10.100	Off Peak Load
27/12/2022 11:00	14.915	337,625	28.537	0.884	9.981	Off Peak Load
27/12/2022 12:00	14.975	333,611	27.533	0.711	9.739	Off Peak Load
27/12/2022 13:00	14.941	330,988	24.437	0.562	9.374	Off Peak Load
27/12/2022 14:00	14.660	354,509	21.295	0.478	8.869	On Peak Load
27/12/2022 15:00	14.731	364,514	23.025	0.374	8.691	On Peak Load
27/12/2022 16:00	14.718	368,629	24.036	0.298	9.002	On Peak Load
27/12/2022 17:00	14.737	374,453	25.453	0.364	9.130	On Peak Load
27/12/2022 18:00	14.652	368,418	22.625	0.373	8.642	On Peak Load
27/12/2022 19:00	14.663	364,276	23.688	0.495	9.156	On Peak Load
27/12/2022 20:00	14.590	367,374	20.164	0.516	9.021	On Peak Load
27/12/2022 21:00	14.599	363,998	21.797	0.676	8.790	On Peak Load
27/12/2022 22:00	14.597	362,530	21.836	0.745	8.895	On Peak Load
27/12/2022 23:00	14.799	331,304	24.715	0.843	9.072	Off Peak Load
28/12/2022 00:00	14.884	324,069	25.846	0.954	9.499	Off Peak Load
28/12/2022 01:00	14.852	327,392	26.686	0.963	9.584	Off Peak Load
28/12/2022 02:00	14.818	326,249	27.846	1.090	9.401	Off Peak Load
28/12/2022 03:00	14.842	324,207	27.200	1.144	9.597	Off Peak Load
28/12/2022 04:00	14.854	322,267	26.731	1.197	9.558	Off Peak Load
28/12/2022 05:00	14.820	321,343	24.171	1.301	9.474	Off Peak Load
28/12/2022 06:00	14.838	314,045	25.772	1.261	9.773	Off Peak Load
28/12/2022 07:00	14.885	311,320	34.967	1.348	9.946	Off Peak Load
28/12/2022 08:00	15.010	308,445	49.589	1.391	10.567	Off Peak Load
28/12/2022 09:00	15.085	309,059	49.085	1.310	10.744	Off Peak Load
28/12/2022 10:00	15.068	311,857	48.223	1.007	10.668	Off Peak Load
28/12/2022 11:00	15.048	325,212	45.046	0.817	10.382	Off Peak Load
28/12/2022 12:00	14.780	442,513	29.609	0.589	10.082	Off Peak Load GT11 SD Half Block
28/12/2022 13:00	14.812	448,442	31.983	0.515	10.192	Off Peak Load GT11 SD Half Block
28/12/2022 14:00	14.845	445,991	31.900	0.399	9.624	Off Peak Load GT11 SD Half Block
28/12/2022 15:00	14.841	448,248	33.717	0.368	9.930	Off Peak Load GT11 SD Half Block
28/12/2022 16:00	14.834	439,045	33.170	0.270	8.791	Off Peak Load GT11 SD Half Block
28/12/2022 17:00	14.827	447,598	32.281	0.335	9.484	Off Peak Load GT11 SD Half Block
28/12/2022 18:00	14.691	381,395	26.057	0.382	8.086	Off Peak Load
28/12/2022 19:00	14.659	363,652	22.913	0.467	8.991	On Peak Load
28/12/2022 20:00	14.613	357,651	18.466	0.477	8.587	On Peak Load
28/12/2022 21:00	15.173	301,103	42.878	0.746	10.027	Off Peak Load
28/12/2022 22:00	Shutdown	Shutdown	Shutdown	Shutdown	Shutdown	Off Peak Load GT12 SD Half Block
28/12/2022 23:00	Shutdown	Shutdown	Shutdown	Shutdown	Shutdown	Off Peak Load GT12 SD Half Block
29/12/2022 00:00	Shutdown	Shutdown	Shutdown	Shutdown	Shutdown	Off Peak Load GT12 SD Half Block
29/12/2022 01:00	Shutdown	Shutdown	Shutdown	Shutdown	Shutdown	Off Peak Load GT12 SD Half Block
29/12/2022 02:00	Shutdown	Shutdown	Shutdown	Shutdown	Shutdown	Off Peak Load GT12 SD Half Block
29/12/2022 03:00	Shutdown	Shutdown	Shutdown	Shutdown	Shutdown	Off Peak Load GT12 SD Half Block
29/12/2022 04:00	Shutdown	Shutdown	Shutdown	Shutdown	Shutdown	Off Peak Load GT12 SD Half Block
29/12/2022 05:00	Shutdown	Shutdown	Shutdown	Shutdown	Shutdown	Off Peak Load GT12 SD Half Block
29/12/2022 06:00	Shutdown	Shutdown	Shutdown	Shutdown	Shutdown	Off Peak Load GT12 SD Half Block
29/12/2022 07:00	Shutdown	Shutdown	Shutdown	Shutdown	Shutdown	Off Peak Load GT12 SD Half Block
29/12/2022 08:00	Shutdown	Shutdown	Shutdown	Shutdown	Shutdown	Off Peak Load GT12 SD Half Block
29/12/2022 09:00	Shutdown	Shutdown	Shutdown	Shutdown	Shutdown	Off Peak Load GT12 SD Half Block
29/12/2022 10:00	Shutdown	Shutdown	Shutdown	Shutdown	Shutdown	Off Peak Load GT12 SD Half Block
29/12/2022 11:00	Shutdown	Shutdown	Shutdown	Shutdown	Shutdown	Off Peak Load GT12 SD Half Block
29/12/2022 12:00	Shutdown	Shutdown	Shutdown	Shutdown	Shutdown	Off Peak Load GT12 SD Half Block

Site Name: [illegible]
Stack Name: [illegible]
Periodically: [illegible]

Date & Time	Actual Operation Condition		Emission Concentration for Standardization Comparison			Remark
	O2	FLOW @ 1 ATM 25C	HRSG1_NOx@7%O2	HRSG1_SOx@7%O2	HRSG1_Dust (7%O2)	
	%	m3/hr	ppm	ppm	mg/m3	
29/12/2022 13:00	Shutdown	Shutdown	Shutdown	Shutdown	Shutdown	Off Peak Load GT12 SD Half Block
29/12/2022 14:00	Shutdown	Shutdown	Shutdown	Shutdown	Shutdown	Off Peak Load GT12 SD Half Block
29/12/2022 15:00	Shutdown	Shutdown	Shutdown	Shutdown	Shutdown	Off Peak Load GT12 SD Half Block
29/12/2022 16:00	Shutdown	Shutdown	Shutdown	Shutdown	Shutdown	Off Peak Load GT12 SD Half Block
29/12/2022 17:00	Shutdown	Shutdown	Shutdown	Shutdown	Shutdown	Off Peak Load GT12 SD Half Block
29/12/2022 18:00	Shutdown	Shutdown	Shutdown	Shutdown	Shutdown	Off Peak Load GT12 SD Half Block
29/12/2022 19:00	14.622	361,204	26.646	0.527	9.443	On Peak Load
29/12/2022 20:00	14.616	363,732	25.053	0.481	9.136	On Peak Load
29/12/2022 21:00	14.744	430,670	22.977	0.683	9.463	On Peak Load
29/12/2022 22:00	14.780	451,972	29.240	0.693	9.837	Off Peak Load GT11 SD Half Block
29/12/2022 23:00	14.779	435268.906	30.772	0.800	9.730	Off Peak Load GT11 SD Half Block
30/12/2022 00:00	14.779	435112.781	31.776	0.863	10.458	Off Peak Load GT11 SD Half Block
30/12/2022 01:00	14.779	433960.313	29.031	0.815	10.356	Off Peak Load GT11 SD Half Block
30/12/2022 02:00	14.778	431034.844	31.100	0.911	10.084	Off Peak Load GT11 SD Half Block
30/12/2022 03:00	14.778	429132.563	32.023	1.010	10.297	Off Peak Load GT11 SD Half Block
30/12/2022 04:00	14.777	433965.813	32.730	1.066	9.990	Off Peak Load GT11 SD Half Block
30/12/2022 05:00	14.777	429736.375	33.357	1.078	10.544	Off Peak Load GT11 SD Half Block
30/12/2022 06:00	14.784	428315.125	32.369	1.105	10.610	Off Peak Load GT11 SD Half Block
30/12/2022 07:00	14.793	424708.375	31.818	1.134	10.511	Off Peak Load GT11 SD Half Block
30/12/2022 08:00	14.802	432828.719	32.670	1.152	10.700	Off Peak Load GT11 SD Half Block
30/12/2022 09:00	14.811	440421.156	32.450	1.012	11.388	Off Peak Load GT11 SD Half Block
30/12/2022 10:00	14.820	429,850	32.729	0.785	10.647	Off Peak Load GT11 SD Half Block
30/12/2022 11:00	14.829	429,463	32.467	0.636	10.830	Off Peak Load GT11 SD Half Block
30/12/2022 12:00	14.842	426,291	31.889	0.438	10.434	Off Peak Load GT11 SD Half Block
30/12/2022 13:00	14.854	423,958	31.383	0.361	10.210	Off Peak Load GT11 SD Half Block
30/12/2022 14:00	14.822	435,924	30.952	0.313	9.570	Off Peak Load GT11 SD Half Block
30/12/2022 15:00	14.826	427,566	34.806	0.472	10.075	Off Peak Load GT11 SD Half Block
30/12/2022 16:00	14.819	434,023	36.171	0.553	10.721	Off Peak Load GT11 SD Half Block
30/12/2022 17:00	14.821	435,068	37.674	0.663	10.401	Off Peak Load GT11 SD Half Block
30/12/2022 18:00	14.717	376,648	31.671	0.681	9.449	Off Peak Load
30/12/2022 19:00	14.632	356,903	27.616	0.714	9.047	On Peak Load
30/12/2022 20:00	14.641	354,241	24.994	0.774	9.221	On Peak Load
30/12/2022 21:00	15.065	311,341	28.207	1.026	9.766	On Peak Load
30/12/2022 22:00	Shutdown	Shutdown	Shutdown	Shutdown	Shutdown	Off Peak Load GT12 SD Half Block
30/12/2022 23:00	Shutdown	Shutdown	Shutdown	Shutdown	Shutdown	Off Peak Load GT12 SD Half Block
31/12/2022 00:00	Shutdown	Shutdown	Shutdown	Shutdown	Shutdown	Off Peak Load GT12 SD Half Block
31/12/2022 01:00	Shutdown	Shutdown	Shutdown	Shutdown	Shutdown	Off Peak Load GT12 SD Half Block
31/12/2022 02:00	Shutdown	Shutdown	Shutdown	Shutdown	Shutdown	Off Peak Load GT12 SD Half Block
31/12/2022 03:00	Shutdown	Shutdown	Shutdown	Shutdown	Shutdown	Off Peak Load GT12 SD Half Block
31/12/2022 04:00	Shutdown	Shutdown	Shutdown	Shutdown	Shutdown	Off Peak Load GT12 SD Half Block
31/12/2022 05:00	Shutdown	Shutdown	Shutdown	Shutdown	Shutdown	Off Peak Load GT12 SD Half Block
31/12/2022 06:00	Shutdown	Shutdown	Shutdown	Shutdown	Shutdown	Off Peak Load GT12 SD Half Block
31/12/2022 07:00	Shutdown	Shutdown	Shutdown	Shutdown	Shutdown	Off Peak Load GT12 SD Half Block
31/12/2022 08:00	Shutdown	Shutdown	Shutdown	Shutdown	Shutdown	Off Peak Load GT12 SD Half Block
31/12/2022 09:00	Shutdown	Shutdown	Shutdown	Shutdown	Shutdown	Off Peak Load GT12 SD Half Block
31/12/2022 10:00	Shutdown	Shutdown	Shutdown	Shutdown	Shutdown	Off Peak Load GT12 SD Half Block
31/12/2022 11:00	Shutdown	Shutdown	Shutdown	Shutdown	Shutdown	Off Peak Load GT12 SD Half Block
31/12/2022 12:00	Shutdown	Shutdown	Shutdown	Shutdown	Shutdown	Off Peak Load GT12 SD Half Block
31/12/2022 13:00	Shutdown	Shutdown	Shutdown	Shutdown	Shutdown	Off Peak Load GT12 SD Half Block
31/12/2022 14:00	Shutdown	Shutdown	Shutdown	Shutdown	Shutdown	Off Peak Load GT12 SD Half Block
31/12/2022 15:00	Shutdown	Shutdown	Shutdown	Shutdown	Shutdown	Off Peak Load GT12 SD Half Block
31/12/2022 16:00	Shutdown	Shutdown	Shutdown	Shutdown	Shutdown	Off Peak Load GT12 SD Half Block
31/12/2022 17:00	Shutdown	Shutdown	Shutdown	Shutdown	Shutdown	Off Peak Load GT12 SD Half Block
31/12/2022 18:00	Shutdown	Shutdown	Shutdown	Shutdown	Shutdown	Off Peak Load GT12 SD Half Block
31/12/2022 19:00	Shutdown	Shutdown	Shutdown	Shutdown	Shutdown	Off Peak Load GT12 SD Half Block
31/12/2022 20:00	Shutdown	Shutdown	Shutdown	Shutdown	Shutdown	Off Peak Load GT12 SD Half Block
31/12/2022 21:00	Shutdown	Shutdown	Shutdown	Shutdown	Shutdown	Off Peak Load GT12 SD Half Block
31/12/2022 22:00	Shutdown	Shutdown	Shutdown	Shutdown	Shutdown	Off Peak Load GT12 SD Half Block
31/12/2022 23:00	Shutdown	Shutdown	Shutdown	Shutdown	Shutdown	Off Peak Load GT12 SD Half Block
Minimum	14.61	301,103	18.47	0.00	2.46	
Maximum	15.17	451,972	50.30	1.83	11.91	
Avg	14.72	371,113	29.28	1.07	7.87	
SUM			0	0	0	

ภาคผนวก ค-3

ผลการตรวจสอบความถูกต้องของ CEMS

ประจำปี พ.ศ. 2566

Analysis / Test Report

Client : Gulf NLL2 Co., Ltd.
339 Moo 3, Nong La Lork, Ban Khai, Rayong Thailand 21120
P/O :
Project Name : Monitoring EIA
Project Location : GNLL2

Lot ID: 2356184
Date Received : May 30, 2023
Date Reported : Jun 28, 2023
Report Number : 2653964-1

Sample Number 2356184-1
Sampled Date May 30, 2023
Sample Description Emission from Stationary Source
Location ปล่อง HRSG 11
Parameter NOx

Relative Accuracy Test Audit Report

Run No.	Date	Time		Raw Data at Actual O2		Corrected Value at 7% O2		Difference
		Start	Stop	CEMs (ppm)	RM (ppm)	CEMs (ppm)	RM (ppm)	
1*	30 May 23	11:20	11:40	11.79	11.80	27.19	26.80	-0.39
2	30 May 23	11:41	12:01	11.83	11.81	27.27	26.88	-0.38
3	30 May 23	12:02	12:22	11.77	11.80	27.12	26.87	-0.25
4	30 May 23	12:23	12:43	11.73	11.94	27.08	27.23	0.15
5	30 May 23	12:44	13:04	11.76	11.84	27.23	27.12	-0.11
6	30 May 23	13:05	13:25	11.86	12.03	27.49	27.59	0.10
7	30 May 23	13:26	13:46	11.71	11.97	27.13	27.40	0.28
8	30 May 23	13:47	14:07	11.74	12.08	27.40	27.69	0.29
9	30 May 23	14:08	14:28	11.76	12.00	27.44	27.43	-0.02
10*	30 May 23	14:29	14:49	11.78	11.79	27.32	26.68	-0.64
11*	30 May 23	14:50	15:10	11.74	11.77	27.16	26.58	-0.58
12	30 May 23	15:11	15:31	11.76	11.94	27.32	27.09	-0.23
	Average					27.28	27.25	-0.02
	Confidence Coefficient (CC)							0.19
	Relative Accuracy (Compared with Emission Standard : 60 ppm) (%)							0.34
	Relative Accuracy Criteria 1/ (Compared with Emission Standard)							≤ 10%

Reference Method : US EPA Method 7E

Remark: * Sample with * is a rejected data

1/ Relative Accuracy Criteria of NOx is refer to 40 CFR Part 60 Appendix B : Performance Specification Test 2 (PS-2) compared with Emission Standard 60 ppm at 7%O2

RA Result is within Criteria

Technical Management
Wichan Choonharat
Manager
ทะเบียนเลขที่ ว-204-ค-6113

Approved by
Sarayuth Jittranont
Assistant General Manager
ทะเบียนเลขที่ ว-204-ค-4702

The above results are valid only for the analyzed/tested sample(s) as indicated in this report. No part of this report or certificate may be reproduced in any form without written consent from the Laboratory. ALS Laboratory Group (Thailand) strongly recommends that this report is not reproduced except in full.

Analysis / Test Report

Client : Gulf NLL2 Co., Ltd.
339 Moo 3, Nong La Lork, Ban Khai, Rayong Thailand 21120
P/O :
Project Name : Monitoring EIA
Project Location : GNLL2

Lot ID: 2356184
Date Received : May 30, 2023
Date Reported : Jun 28, 2023
Report Number : 2653964-1

Sample Number 2356184-1
Sampled Date May 30, 2023
Sample Description Emission from Stationary Source
Location ปล่อง HRSG 11
Parameter SO2

Relative Accuracy Test Audit Report

Run No.	Date	Time		Raw Data at Actual O2		Corrected Value at 7% O2		Difference
		Start	Stop	CEMs (ppm)	RM (ppm)	CEMs (ppm)	RM (ppm)	
1*	30 May 23	11:20	11:40	0.01	0.12	0.02	0.27	0.25
2	30 May 23	11:41	12:01	0.01	0.11	0.02	0.25	0.23
3	30 May 23	12:02	12:22	0.01	0.11	0.02	0.24	0.23
4	30 May 23	12:23	12:43	0.01	0.09	0.01	0.22	0.20
5	30 May 23	12:44	13:04	0.01	0.12	0.01	0.27	0.25
6	30 May 23	13:05	13:25	0.01	0.11	0.01	0.24	0.23
7	30 May 23	13:26	13:46	0.01	0.10	0.01	0.24	0.23
8	30 May 23	13:47	14:07	0.01	0.11	0.01	0.24	0.23
9*	30 May 23	14:08	14:28	0.00	0.13	0.01	0.30	0.29
10	30 May 23	14:29	14:49	0.00	0.11	0.01	0.26	0.25
11*	30 May 23	14:50	15:10	0.00	0.12	0.01	0.26	0.25
12	30 May 23	15:11	15:31	0.00	0.10	0.01	0.23	0.22
	Average					0.01	0.24	0.23
	Confidence Coefficient (CC)							0.01
	Relative Accuracy (Compared with Emission Standard : 6 ppm) (%)							4.02
	Relative Accuracy Criteria 1/ (Compared with Emission Standard)							≤ 10%

Reference Method : US EPA Method 6C

Remark: * Sample with * is a rejected data

1/ Relative Accuracy Criteria of SO2 is refer to 40 CFR Part 60 Appendix B : Performance Specification Test 2 (PS-2) compared with Emission Standard 6 ppm at 7%O2

RA Result is within Criteria

Technical Management
Wichan Choonharat
Manager
ทะเบียนเลขที่ ว-204-ค-6113

Approved by
Sarayuth Jittranont
Assistant General Manager
ทะเบียนเลขที่ ว-204-ค-4702

The above results are valid only for the analyzed/tested sample(s) as indicated in this report. No part of this report or certificate may be reproduced in any form without written consent from the Laboratory. ALS Laboratory Group (Thailand) strongly recommends that this report is not reproduced except in full.

Analysis / Test Report

Client : Gulf NLL2 Co., Ltd.
339 Moo 3, Nong La Lork, Ban Khai, Rayong Thailand 21120
P/O :
Project Name : Monitoring EIA
Project Location : GNLL2

Lot ID: 2356184
Date Received : May 30, 2023
Date Reported : Jun 28, 2023
Report Number : 2653964-1

Sample Number	2356184-1
Sampled Date	May 30, 2023
Sample Description	Emission from Stationary Source
Location	ปล่อง HRSG 11
Parameter	O2

Relative Accuracy Test Audit Report

Run No.	Date	Time		Raw Data at Actual		Difference
		Start	Stop	CEMs (%)	RM (%)	
1	30 May 23	11:20	11:40	14.87	14.78	-0.09
2	30 May 23	11:41	12:01	14.87	14.80	-0.07
3	30 May 23	12:02	12:22	14.87	14.80	-0.07
4	30 May 23	12:23	12:43	14.88	14.80	-0.07
5	30 May 23	12:44	13:04	14.90	14.83	-0.07
6	30 May 23	13:05	13:25	14.90	14.84	-0.06
7	30 May 23	13:26	13:46	14.90	14.83	-0.07
8	30 May 23	13:47	14:07	14.95	14.84	-0.11
9	30 May 23	14:08	14:28	14.94	14.82	-0.12
10*	30 May 23	14:29	14:49	14.91	14.76	-0.15
11*	30 May 23	14:50	15:10	14.89	14.75	-0.15
12*	30 May 23	15:11	15:31	14.92	14.77	-0.14
	Average			14.90	14.81	-0.08
	Confidence Coefficient (CC)					-
	Relative Accuracy (Compared in Actual) (%)					0.08
	Relative Accuracy Criteria (%)					≤ 1%

Reference Method : US EPA Method 3A

Remark: * Sample with * is a rejected data

[1/] Relative Accuracy Criteria of O2 is refer to 40 CFR Part 60 Appendix B : Performance Specification Test 3 (PS-3)

RA Result is within Criteria

Sampled By : Sathapron Thakarw

Technical Management Wichan Choonharat
Manager
ทะเบียนเลขที่ ว-204-ค-6113

Approved by Sarayuth Jittranont
Assistant General Manager
ทะเบียนเลขที่ ว-204-ค-4702

The above results are valid only for the analyzed/tested sample(s) as indicated in this report. No part of this report or certificate may be reproduced in any form without written consent from the Laboratory. ALS Laboratory Group (Thailand) strongly recommends that this report is not reproduced except in full.

ADDRESS 104 Phatthanakan 40, Phatthanakan Rd., Khwaeng Phatthanakan, Khet Suan Luang, Bangkok 10250 Thailand PHONE +66 0 2760 3000 FAX +66 0 2760 3197
ALS LABORATORY GROUP (THAILAND) CO., LTD. Part of the ALS Group

Analysis / Test Report

Client : Gulf NLL2 Co., Ltd.
399 Moo 3, Nong La Lork, Ban Khai, Rayong Thailand 21120
P/O :
Project Name : Monitoring EIA
Project Location : GNLL2

Lot ID: 2356190
Date Received: May 30, 2023
Date Reported: Jun 28, 2023
Report Number: 2653975-2

Sample Number	2356190-1
Sampled Date	May 30, 2023
Sample Description	Emission from Stationary Source
Location	HRSG 11
Parameter	Relative Response Audit

Relative Response Audit Test Report

No Sample	Date	Time		CEMS Values		RM Values	Allowable Range		Criterion
		Start	Stop	(%Opacity)	(mg/m³)	(mg/m³)	Minimum	Maximum	
1	30-May-23	11:00	11:54	2.14	1.59	0.13	-5.41	8.59	Pass
2	30-May-23	12:00	12:54	2.14	1.59	0.09	-5.41	8.59	Pass
3	30-May-23	13:00	13:54	2.14	1.59	0.14	-5.41	8.59	Pass
4	30-May-23	14:00	14:54	2.14	1.59	0.14	-5.41	8.59	Pass
5	30-May-23	15:00	15:54	2.14	1.59	0.18	-5.41	8.59	Pass

Remark: -Relative Response Audit is refer to 40 CFR Part 60 Appendix B : Performance Specification 11 : Specifications and Test Procedures for Particulate Matter Continuous Emission Monitoring Systems at Stationary Source (PS-11)

- K Factor =354

-Emission limit 28 mg/m3 from Environmental Impact Assessment Report of Gulf NLL2 Co.,Ltd.

Technical Management Wichan Choonharat
Manager
ทะเบียนเลขที่ ว-204-ค-6113

Approved by Sarayuth Jittranont
Assistant General Manager
ทะเบียนเลขที่ ว-204-ค-4702

The above results are valid only for the analyzed/tested sample(s) as indicated in this report. No part of this report or certificate may be reproduced in any from without written consent from the Laboratory. ALS Laboratory Group (Thailand) strongly recommends that this report is not reproduced except in full.

ADDRESS 104 Phatthanakan 40, Phatthanakan Rd., Khwaeng Phatthanakan, Khet Suan Luang, Bangkok 10250 Thailand PHONE +66 0 2760 3000 FAX +66 0 2760 3197
ALS LABORATORY GROUP (THAILAND) CO., LTD. Part of the ALS Group

Analysis / Test Report

Client : Gulf NLL2 Co., Ltd.
399 Moo 3, Nong La Lork, Ban Khai, Rayong Thailand 21120

P/O :

Project Name : Monitoring EIA

Project Location : GNLL2

Lot ID: 2356190

Date Received: May 30, 2023

Date Reported: Jun 28, 2023

Report Number: 2653975-2

Sample Number	2356190-1
Sampled Date	May 30, 2023
Sample Description	Emission from Stationary Source
Location	HRSG 11
Parameter	Relative Response Audit

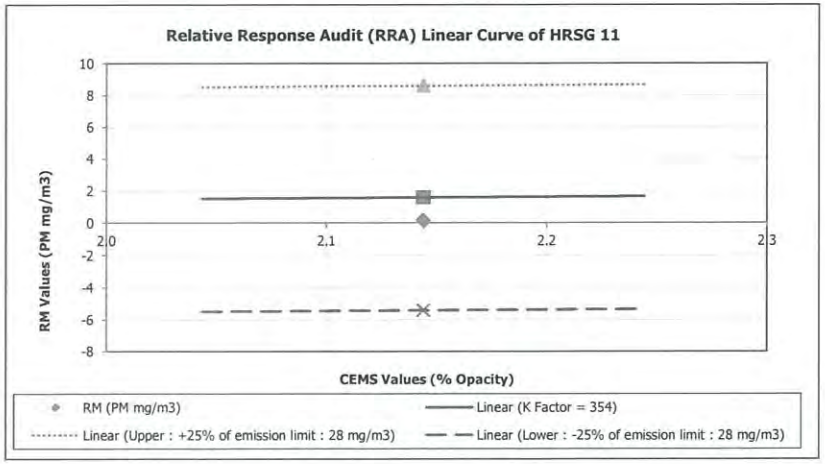

Sampled By : Thitipong Buadaeng

Technical Management

Wichan Choonharat
Manager
ทะเบียนเลขที่ ว-204-ค-6113

Approved by

Sarayuth Jittranont
Assistant General Manager
ทะเบียนเลขที่ ว-204-ค-4702

The above results are valid only for the analyzed/tested sample(s) as indicated in this report. No part of this report or certificate may be reproduced in any from without written consent from the Laboratory. ALS Laboratory Group (Thailand) strongly recommends that this report is not reproduced except in full.

ADDRESS 104 Phatthanakan 40, Phatthanakan Rd., Khwaeng Phatthanakan, Khet Suan Luang, Bangkok 10250 Thailand | PHONE +66 0 2760 3000 | FAX +66 0 2760 3197
ALS LABORATORY GROUP (THAILAND) CO., LTD. Part of the ALS Group

Analysis / Test Report

Client : Gulf NLL2 Co., Ltd.
339 Moo 3, Nong La Lork, Ban Khai, Rayong Thailand 21120

P/O :

Project Name : Monitoring EIA

Project Location : GNLL2

Lot ID: 2356188

Date Received : May 29, 2023

Date Reported : Jun 28, 2023

Report Number : 2653974-1

Sample Number	2356188-1
Sampled Date	May 29, 2023
Sample Description	Emission from Stationary Source
Location	ปล่อง HRSG 12
Parameter	NOx

Relative Accuracy Test Audit Report

Run No.	Date	Time		Raw Data at Actual O2		Corrected Value at 7% O2		Difference
		Start	Stop	CEMs (ppm)	RM (ppm)	CEMs (ppm)	RM (ppm)	
1	29 May 23	11:20	11:40	15.76	16.34	35.05	36.79	1.74
2	29 May 23	11:41	12:01	15.28	16.16	34.00	36.25	2.25
3	29 May 23	12:02	12:22	15.24	16.15	33.95	36.25	2.30
4*	29 May 23	12:23	12:43	15.30	16.28	34.23	36.60	2.37
5	29 May 23	12:44	13:04	15.37	16.23	34.36	36.46	2.10
6*	29 May 23	13:05	13:25	15.44	16.38	34.46	36.84	2.38
7*	29 May 23	13:26	13:46	15.01	16.14	33.37	36.04	2.67
8	29 May 23	13:47	14:07	15.19	16.10	33.83	35.63	1.80
9	29 May 23	14:08	14:28	15.32	16.18	34.15	35.73	1.58
10	29 May 23	14:29	14:49	15.32	16.34	34.13	36.06	1.92
11	29 May 23	14:50	15:10	15.31	16.36	34.12	36.15	2.03
12	29 May 23	15:11	15:31	15.31	16.41	34.10	36.22	2.12
	Average					34.19	36.17	1.98
	Confidence Coefficient (CC)							0.17
	Relative Accuracy (Compared with RM) (%)							5.96
	Relative Accuracy Criteria 1/ (Compared with RM)							≤ 20%

Reference Method : US EPA Method 7E

Remark: * Sample with * is a rejected data

1/ Relative Accuracy Criteria of NOx is refer to 40 CFR Part 60 Appendix B : Performance Specification Test 2 (PS-2

RA Result is within Criteria

Technical Management

Wichan Choonharat
Manager
ทะเบียนเลขที่ ว-204-ค-6113

Approved by

Sarayuth Jittranont
Assistant General Manager
ทะเบียนเลขที่ ว-204-ค-4702

The above results are valid only for the analyzed/tested sample(s) as indicated in this report. No part of this report or certificate may be reproduced in any form without written consent from the Laboratory. ALS Laboratory Group (Thailand) strongly recommends that this report is not reproduced except in full.

ADDRESS 104 Phatthanakan 40, Phatthanakan Rd., Khwaeng Phatthanakan, Khet Suan Luang, Bangkok 10250 Thailand | PHONE +66 0 2760 3000 | FAX +66 0 2760 3197
ALS LABORATORY GROUP (THAILAND) CO., LTD. Part of the ALS Group

Analysis / Test Report

Client : Gulf NLL2 Co., Ltd.
339 Moo 3, Nong La Lork, Ban Khai, Rayong Thailand 21120
P/O :
Project Name : Monitoring EIA
Project Location : GNLL2

Lot ID: 2356188
Date Received : May 29, 2023
Date Reported : Jun 28, 2023
Report Number : 2653974-1

Sample Number 2356188-1
Sampled Date May 29, 2023
Sample Description Emission from Stationary Source
Location ปล่อง HRSG 12
Parameter SO2

Relative Accuracy Test Audit Report

Run No.	Date	Time		Raw Data at Actual O2		Corrected Value at 7% O2		Difference
		Start	Stop	CEMs (ppm)	RM (ppm)	CEMs (ppm)	RM (ppm)	
1*	29 May 23	11:20	11:40	0.02	0.16	0.04	0.36	0.32
2	29 May 23	11:41	12:01	0.02	0.12	0.04	0.26	0.23
3	29 May 23	12:02	12:22	0.02	0.08	0.04	0.19	0.15
4	29 May 23	12:23	12:43	0.02	0.06	0.04	0.13	0.10
5	29 May 23	12:44	13:04	0.02	0.04	0.03	0.09	0.05
6	29 May 23	13:05	13:25	0.01	0.02	0.03	0.05	0.02
7	29 May 23	13:26	13:46	0.01	0.01	0.03	0.03	0.00
8	29 May 23	13:47	14:07	0.01	0.04	0.03	0.08	0.05
9	29 May 23	14:08	14:28	0.01	0.06	0.03	0.14	0.11
10	29 May 23	14:29	14:49	0.01	0.04	0.03	0.10	0.07
11*	29 May 23	14:50	15:10	0.01	0.13	0.03	0.29	0.27
12*	29 May 23	15:11	15:31	0.01	0.17	0.03	0.37	0.35
	Average					0.03	0.12	0.09
	Confidence Coefficient (CC)							0.05
	Relative Accuracy (Compared with Emission Standard : 6 ppm) (%)							2.34
	Relative Accuracy Criteria 1/ (Compared with Emission Standard)							≤ 10%

Reference Method : US EPA Method 6C

Remark: * Sample with * is a rejected data

1/ Relative Accuracy Criteria of SO2 is refer to 40 CFR Part 60 Appendix B : Performance Specification Test 2 (PS-2) compared with Emission Standard 6 ppm at 7%O2

RA Result is within Criteria

Technical Management Wichan Choonharat
Manager
ทะเบียนเลขที่ ว-204-ค-6113

Approved by Sarayuth Jittranont
Assistant General Manager
ทะเบียนเลขที่ ว-204-ค-4702

The above results are valid only for the analyzed/tested sample(s) as indicated in this report. No part of this report or certificate may be reproduced in any form without written consent from the Laboratory. ALS Laboratory Group (Thailand) strongly recommends that this report is not reproduced except in full.

ADDRESS 104 Phatthanakan 40, Phatthanakan Rd., Khwaeng Phatthanakan, Khet Suan Luang, Bangkok 10250 Thailand PHONE +66 0 2760 3000 FAX +66 0 2760 3197
ALS LABORATORY GROUP (THAILAND) CO., LTD. Part of the ALS Group

Analysis / Test Report

Client : Gulf NLL2 Co., Ltd.
339 Moo 3, Nong La Lork, Ban Khai, Rayong Thailand 21120
P/O :
Project Name : Monitoring EIA
Project Location : GNLL2

Lot ID: 2356188
Date Received : May 29, 2023
Date Reported : Jun 28, 2023
Report Number : 2653974-1

Sample Number 2356188-1
Sampled Date May 29, 2023
Sample Description Emission from Stationary Source
Location ปล่อง HRSG 12
Parameter O2

Relative Accuracy Test Audit Report

Run No.	Date	Time		Raw Data at Actual		Difference
		Start	Stop	CEMs (%)	RM (%)	
1*	29 May 23	11:20	11:40	14.65	14.73	0.08
2	29 May 23	11:41	12:01	14.65	14.70	0.05
3	29 May 23	12:02	12:22	14.66	14.71	0.05
4	29 May 23	12:23	12:43	14.69	14.72	0.03
5	29 May 23	12:44	13:04	14.68	14.71	0.03
6	29 May 23	13:05	13:25	14.67	14.72	0.05
7	29 May 23	13:26	13:46	14.65	14.68	0.03
8	29 May 23	13:47	14:07	14.66	14.62	-0.04
9*	29 May 23	14:08	14:28	14.66	14.60	-0.06
10*	29 May 23	14:29	14:49	14.66	14.60	-0.06
11	29 May 23	14:50	15:10	14.66	14.61	-0.05
12	29 May 23	15:11	15:31	14.66	14.60	-0.06
	Average			14.66	14.67	0.01
	Confidence Coefficient (CC)					-
	Relative Accuracy (Compared in Actual) (%)					0.01
	Relative Accuracy Criteria (%)					≤ 1%

Reference Method : US EPA Method 3A

Remark: * Sample with * is a rejected data

1/ Relative Accuracy Criteria of O2 is refer to 40 CFR Part 60 Appendix B : Performance Specification Test 3 (PS-3)

RA Result is within Criteria

Sampled By : Sathapron Thakarw

Technical Management Wichan Choonharat
Manager
ทะเบียนเลขที่ ว-204-ค-6113

Approved by Sarayuth Jittranont
Assistant General Manager
ทะเบียนเลขที่ ว-204-ค-4702

The above results are valid only for the analyzed/tested sample(s) as indicated in this report. No part of this report or certificate may be reproduced in any form without written consent from the Laboratory. ALS Laboratory Group (Thailand) strongly recommends that this report is not reproduced except in full.

ADDRESS 104 Phatthanakan 40, Phatthanakan Rd., Khwaeng Phatthanakan, Khet Suan Luang, Bangkok 10250 Thailand PHONE +66 0 2760 3000 FAX +66 0 2760 3197
ALS LABORATORY GROUP (THAILAND) CO., LTD. Part of the ALS Group

Analysis / Test Report

Client : Gulf NLL2 Co., Ltd.
399 Moo 3, Nong La Lork, Ban Khai, Rayong Thailand 21120

P/O :

Project Name : Monitoring EIA

Project Location : GNLL2

Lot ID: 2356192

Date Received: May 29, 2023

Date Reported: Jun 28, 2023

Report Number: 2653980-2

Sample Number	2356192-1
Sampled Date	May 29, 2023
Sample Description	Emission from Stationary Source
Location	HRSG 12
Parameter	Relative Response Audit

Relative Response Audit Test Report

No Sample	Date	Time		CEMS Values		RM Values	Allowable Range		Criterion
		Start	Stop	(%Opacity)	(mg/m³)	(mg/m³)	Minimum	Maximum	
1	29-May-23	11:00	11:54	2.30	2.13	1.58	-4.87	9.13	Pass
2	29-May-23	12:00	12:54	2.32	2.15	0.09	-4.85	9.15	Pass
3	29-May-23	13:00	13:54	2.37	2.19	0.10	-4.81	9.19	Pass
4	29-May-23	14:00	14:54	0.39	0.36	0.05	-6.64	7.36	Pass
5	29-May-23	15:00	15:54	0.24	0.22	0.10	-6.78	7.22	Pass

Remark: -Relative Response Audit is refer to 40 CFR Part 60 Appendix B : Performance Specification 11 : Specifications and Test Procedures for Particulate Matter Continuous Emission Monitoring Systems at Stationary Source (PS-11)

- K Factor =451

-Emission limit 28 mg/m3 from Environmental Impact Assessment Report of Gulf NLL2 Co.,Ltd.

Technical Management

Wichan Choonharat
Manager
ทะเบียนเลขที่ ว-204-ค-6113

Approved by

Sarayuth Jittranont
Assistant General Manager
ทะเบียนเลขที่ ว-204-ค-4702

The above results are valid only for the analyzed/tested sample(s) as indicated in this report. No part of this report or certificate may be reproduced in any from without written consent from the Laboratory. ALS Laboratory Group (Thailand) strongly recommends that this report is not reproduced except in full.

ADDRESS 104 Phatthanakan 40, Phatthanakan Rd., Khwaeng Phatthanakan, Khet Suan Luang, Bangkok 10250 Thailand · PHONE +66 0 2760 3000 · FAX +66 0 2760 3197
ALS LABORATORY GROUP (THAILAND) CO., LTD. Part of the ALS Group

Analysis / Test Report

Client : Gulf NLL2 Co., Ltd.
399 Moo 3, Nong La Lork, Ban Khai, Rayong Thailand 21120

P/O :

Project Name : Monitoring EIA

Project Location : GNLL2

Lot ID: 2356192

Date Received: May 29, 2023

Date Reported: Jun 28, 2023

Report Number: 2653980-2

Sample Number	2356192-1
Sampled Date	May 29, 2023
Sample Description	Emission from Stationary Source
Location	HRSG 12
Parameter	Relative Response Audit

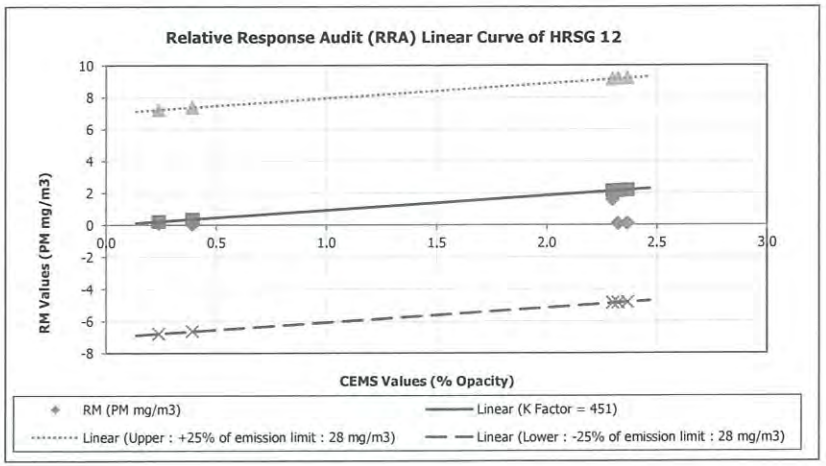

Sampled By : Thitipong Buadaeng

Technical Management

Wichan Choonharat
Manager
ทะเบียนเลขที่ ว-204-ค-6113

Approved by

Sarayuth Jittranont
Assistant General Manager
ทะเบียนเลขที่ ว-204-ค-4702

The above results are valid only for the analyzed/tested sample(s) as indicated in this report. No part of this report or certificate may be reproduced in any from without written consent from the Laboratory. ALS Laboratory Group (Thailand) strongly recommends that this report is not reproduced except in full.

ADDRESS 104 Phatthanakan 40, Phatthanakan Rd., Khwaeng Phatthanakan, Khet Suan Luang, Bangkok 10250 Thailand · PHONE +66 0 2760 3000 · FAX +66 0 2760 3197
ALS LABORATORY GROUP (THAILAND) CO., LTD. Part of the ALS Group

Life Sciences www.alsglobal.com
RIGHT SOLUTIONS RIGHT PARTNER

14289-41/ EMAIL S:\Reports\Stack_CEMs1.rpt

ภาคผนวก ค-4

รายงานการหาอุณหภูมิพื้นผิว

(Land Surface Temperature)

โดยใช้ข้อมูลจากดาวเทียม LANDSAT-8 ระบบ TIRS

บริเวณโครงการโรงไฟฟ้าหนองละลอก 2 ประจำปี พ.ศ. 2565

รายงาน

การหาอุณหภูมิพื้นผิว (Land Surface Temperature) โดยใช้ข้อมูลจากดาวเทียม LANDSAT-8 ระบบ TIRS บริเวณโครงการโรงไฟฟ้าหนองละลอก2 ตำบลหนองละลอก อำเภอบ้านค่าย จังหวัดระยอง

6 เมษายน 2565

โดย

ฝ่ายทรัพยากรธรรมชาติ สิ่งแวดล้อม และภัยพิบัติ

สำนักประยุกต์และบริหารภูมิสารสนเทศ

สำนักงานพัฒนาเทคโนโลยีอวกาศและภูมิสารสนเทศ (องค์การมหาชน)

อุณหภูมิพื้นผิว (Land Surface Temperature)

1. ความเป็นมาของการศึกษา

เนื่องจากสำนักงานพัฒนาเทคโนโลยีอวกาศและภูมิสารสนเทศ (องค์การมหาชน): สทอภ. ได้รับการติดต่อจากบริษัท เอแอลเอส แลบอราทอรี่ (ประเทศไทย) จำกัด ให้ดำเนินการวิเคราะห์และประมวลผลข้อมูลคลื่นความร้อน โดยแสดงเป็นอุณหภูมิพื้นผิว (Land surface temperature) หน่วยเป็นองศาเซลเซียส บริเวณโครงการโรงไฟฟ้าหนองละลอก2 เพื่อแสดงความแตกต่างระหว่างอุณหภูมิพื้นผิวบริเวณโครงการโรงไฟฟ้าและพื้นที่ใกล้เคียงโดยรอบ ซึ่งส่วนใหญ่เป็นพื้นที่เขตประกอบการอุตสาหกรรม พื้นที่เกษตรกรรม และแหล่งชุมชนพื้น ทั้งนี้เพื่อใช้เป็นข้อมูลพื้นฐานของอุณหภูมิพื้นผิวช่วงฤร้อน (ต้นเดือนเมษายน)

2. โครงการโรงไฟฟ้าหนองละลอก2

โครงการโรงไฟฟ้าหนองละลอก2 เป็นโรงไฟฟ้าระบบ (Co-generation system) โดยโครงการมีกำลังการผลิตไฟฟ้า สูงสุดประมาณ 137 เมกะวัตต์ ไอน้ำสูงสุดประมาณ 30 ตันต่อชั่วโมง หรือน้ำเย็นสูงสุดประมาณ 5,500 ตันความเย็น โดยไฟฟ้าที่ผลิตได้จะส่งจำหน่ายให้กับการไฟฟ้าฝ่ายผลิตแห่งประเทศไทย (กฟผ.) ประมาณ 90 เมกะวัตต์ ส่วนที่เหลืออีกประมาณ 4 เมกะวัตต์ จะนำมาใช้ภายในโครงการฯ นอกจากนี้โครงการฯ ยังสามารถผลิตไอน้ำได้ประมาณ 30 ตันต่อชั่วโมง และ/หรือ ผลิตน้ำเย็นประมาณ 5,500 ตันความเย็น สำหรับไอน้ำหรือน้ำเย็นที่ผลิตได้ จะจำหน่ายให้กับโรงงานอุตสาหกรรมในเขตประกอบการฯ

2.1 ความเป็นมา

โครงการโรงไฟฟ้าหนองละลอก2 ดำเนินการโดยบริษัท กัลฟ์ เอ็นแอลแอล 2 จำกัด เพื่อผลิตกระแสไฟฟ้าเพิ่มเติมรองรับความต้องการใช้กระแสไฟฟ้าในพื้นที่เขตประกอบการอุตสาหกรรมดับบลิวเอซเอ ระยอง ให้เพียงพอ โดยการจำหน่ายให้กับการไฟฟ้าฝ่ายผลิตแห่งประเทศไทย (กฟผ.) และโรงงานอุตสาหกรรมต่างๆ ภายในเขตประกอบอุตสาหกรรมฯ นอกจากนี้ผลิตภัณฑ์ในรูปของไอน้ำ (Steam) ที่ได้จากโครงการจะมีการส่งจำหน่ายให้กับโรงงานภายในเขตอุตสาหกรรมดับบลิวเอซเอ ระยอง เช่นกัน

ทั้งนี้โครงการมีกระบวนการผลิตแบบพลังงานร่วม หรือ โคเจนเนอเรชั่น ซึ่งประกอบด้วยเครื่องกำเนิดไฟฟ้าแบบกังหันก๊าซ (Combustion Turbine Generators: CTGs) ขนาดกำลังการผลิตไฟฟ้าสูงสุด 48.46 เมกะวัตต์ จำนวน 2 ชุด และเครื่องกำเนิดไฟฟ้าแบบกังหันไอน้ำ (Steam Turbine Generator: STG) ขนาดกำลังการผลิตไฟฟ้าสูงสุด 40.09 เมกะวัตต์ จำนวน 1 ชุด โดยเชื้อเพลิงที่ใช้ในการผลิตกระแสไฟฟ้า คือ ก๊าซธรรมชาติ โดยรับจากบริษัท ปตท. จำกัด (มหาชน) และส่งไปตามท่อส่งก๊าซธรรมชาติเพื่อป้อนเข้าสู่เครื่องกังหันก๊าซ (Combustion Turbine) โดยผ่านเข้าไปในห้องเผาไหม้ สำหรับการเดินเครื่องผลิตไฟฟ้าของโครงการฯ จะเปลี่ยนกำลังการผลิตขึ้นลงตามการสั่งการจากศูนย์ควบคุมการจ่ายไฟฟ้า (Dispatching Center) ของ กฟผ. สำหรับไอน้ำสามารถผลิตได้ประมาณ 30 ตัน

ต่อชั่วโมง หรือผลิตน้ำเย็นประมาณ 5,500 ตันความเย็น เชื้อเพลิงที่ใช้ในโครงการโรงไฟฟ้าหนองละลอก 2 มีเพียงชนิดเดียว คือ ก๊าซธรรมชาติ โดยรับจากบริษัท ปตท. จำกัด (มหาชน) ปริมาณการใช้เชื้อเพลิงก๊าซธรรมชาติสูงสุดประมาณ 23.3 ล้านลูกบาศก์ฟุตต่อวัน ส่วนน้ำใช้ของโครงการมีความต้องการใช้น้ำประมาณ 5,916 ลูกบาศก์เมตรต่อวัน โดยรับน้ำประปาจากเขตประกอบการอุตสาหกรรมดับบลิวเอซเอ ระยอง

2.2 ที่ตั้ง

โครงการโรงไฟฟ้าหนองละลอก 2 ตั้งอยู่บนพื้นที่ประมาณ 30 ไร่ ในเขตประกอบการอุตสาหกรรมดับบลิวเอซเอ ระยอง ตำบลหนองละลอก อำเภอบ้านค่าย จังหวัดระยอง

3. ระบบผลิตไฟฟ้าและความร้อนร่วม (Cogeneration System)

ระบบโคเจนเนอเรชั่น (Cogeneration) คือระบบที่ให้กำเนิดพลังงานไฟฟ้าหรือพลังงานกล และมีการใช้ประโยชน์จากพลังงานความร้อนในขณะเดียวกัน โดยอาศัยเชื้อเพลิงแหล่งเดียวกัน ซึ่งจะทำให้ต้นทุนการผลิตพลังงานในราคาที่ถูกกว่าระบบการผลิตอื่นๆ

เทคโนโลยีระบบผลิตพลังงานความร้อนร่วม แบ่งเป็น 2 รูปแบบ ตามลักษณะการทำงาน พิจารณาได้จากลำดับการนำพลังงานความร้อนไปใช้ประโยชน์ ระบบโคเจนเนอเรชั่นวัฏจักรบน (Topping Cycle Cogeneration) คือระบบที่ผลิตพลังงานกลก่อน แล้วนำพลังงานความร้อนที่เหลือไปใช้ประโยชน์ ส่วนระบบโคเจนเนอเรชั่นวัฏจักรล่าง (Bottoming Cycle Cogeneration) จะมีการนำพลังงานความร้อนไปใช้ประโยชน์ก่อนที่จะผลิตพลังงานไฟฟ้าหรือพลังงานกล

ซึ่งการนำเทคโนโลยีแต่ละรูปแบบข้างต้นไปใช้งานนั้น ขึ้นอยู่กับความเหมาะสมของแต่ละสถานประกอบการ โดยพิจารณาจากชนิดของเชื้อเพลิงที่หาได้ คุณภาพของพลังงานความร้อนที่ต้องการ ลักษณะการใช้ความร้อนและไฟฟ้าของโรงงาน เวลาการใช้งาน ต้นทุนการก่อสร้าง และเงื่อนไขด้านสิ่งแวดล้อม เป็นต้น

3.1 ระบบโคเจนเนอเรชั่นชนิดกังหันไอน้ำ

ระบบชนิดนี้ประกอบด้วย เครื่องกำเนิดไอน้ำ เครื่องกังหันไอน้ำ โดยใช้เชื้อเพลิงเหลว ก๊าซหรือเชื้อเพลิงแข็ง หลักการทำงานคือ เชื้อเพลิงจะถูกป้อนเข้าสู่ห้องเผาไหม้เพื่อให้ความร้อนแก่น้ำในเครื่อง กำเนิดไอน้ำ ซึ่งได้ไอน้ำยวดยิ่ง (Superheat Steam) ที่อุณหภูมิและความดันสูง ไอน้ำจะไปขับเครื่องกังหันไอน้ำได้กำลังเพลา ซึ่งสามารถนำไปขับเครื่องมือกลต่างๆ เช่น ปั๊ม คอมเพรสเซอร์ หรือเปลี่ยนรูปเป็นไฟฟ้าโดยขับเครื่องกำเนิดไฟฟ้า ส่วนไอน้ำที่ออกจากเครื่องสามารถนำไปใช้ในกระบวนการผลิตต่อไป

3.2 ระบบโคเจนเนอเรชั่นชนิดกังหันก๊าซ

มีหลักการทำงานคือ คอมเพรสเซอร์จะอัดอากาศจากภายนอก และนำเข้าสู่ห้องเผาไหม้ เชื้อเพลิงจะถูกฉีดเข้ามาผสมกับอากาศและจุดระเบิด เกิดก๊าซร้อนจากการเผาไหม้ขึ้น ซึ่งจะขยายตัวผ่านเครื่องกังหันก๊าซ แกนของเครื่องกังหันก๊าซจะต่อไปขับเครื่องปั่นไฟฟ้า เพื่อผลิตกระแสไฟฟ้า ส่วนก๊าซร้อนที่ปล่อยจากกังหันก๊าซจะมีอุณหภูมิประมาณ 450-550 องศาเซลเซียส ก๊าซร้อนนี้สามารถนำไปใช้เป็นแหล่งให้ความร้อน เพื่อผลิตไอน้ำที่ความดันต่ำๆ หรือนำไปใช้โดยตรงเพื่อใช้ในกระบวนการผลิต

3.3 ระบบโคเจนเนอเรชั่นชนิดเครื่องยนต์เผาไหม้ภายใน

ระบบนี้สามารถแบ่งได้ตามประเภทเครื่องยนต์เป็น 2 ชนิด คือ เครื่องยนต์ Spark-Ignition Engine จะใช้เชื้อเพลิงเหลวหรือก๊าซธรรมชาติเป็นเชื้อเพลิง และเครื่องยนต์ Compression-Ignition Engines จะใช้น้ำมันดีเซลหรือน้ำมันเตาเป็นเชื้อเพลิง พลังงานที่ผลิตได้อยู่ในช่วง 100 kW. ถึง 10 MW. พลังงานความร้อนที่ออกมาอยู่ในรูปของก๊าซไอเสีย น้ำหล่อเย็นเสื้อสูบและน้ำมันหล่อลื่น ซึ่งการนำพลังงานความร้อนไปใช้อาจใช้คู่กับ Waste Heat Boiler ในการผลิตไอน้ำหรือน้ำร้อน

4. การคำนวณค่าอุณหภูมิพื้นผิว (Surface Temperature) จากข้อมูลดาวเทียม LANDSAT-8

4.1 พื้นที่ศึกษา

โครงการโรงไฟฟ้าหนองละลอก2 ตำบลหนองละลอก อำเภอบ้านค่าย จังหวัดระยอง ตั้งอยู่ในเขตประกอบการอุตสาหกรรมดับบลิวเอซเอ ระยอง สภาพพื้นที่โดยส่วนใหญ่เป็นที่ราบสลับที่ดอนเป็นลูกคลื่น ทิศเหนือติดต่อกับบริษัท ฟูเบิร์ก อินดัสเทรียล จำกัด และตำบลแม่น้ำคู้ อำเภอปลวกแดง ตำบลหนองบัว อำเภอบ้านค่าย ทิศตะวันออกติดต่อกับบริษัท ยูนิตี้ อินดัสเทรียล จำกัด และตำบลหนองบัว ตำบลบางบุตร และตำบลบ้านค่าย อำเภอบ้านค่าย ทิศใต้ติดต่อกับบริษัท การ์เดียน อินดัสทรี จำกัด และตำบลบ้านค่าย และตำบลหนองตะพาน อำเภอบ้านค่าย ทิศตะวันตกติดต่อกับบริษัท สยามสตีลคอร์ต จำกัด และตำบลมาบข่า และตำบลนิคมพัฒนา อำเภอนิคมพัฒนา สภาพภูมิอากาศ อยู่ภายใต้อิทธิพลของลมมรสุมตะวันออกเฉียงเหนือ และลมมรสุมตะวันตกเฉียงใต้ ทำให้อากาศชุ่มชื้นและมีฝนตกโดยทั่วไป มี 3 ฤดู คือ ฤดูหนาวเริ่มตั้งแต่กลางเดือนตุลาคมถึงกลางเดือนกุมภาพันธ์ ฤดูร้อนประมาณกลางเดือนกุมภาพันธ์ถึงประมาณกลางเดือนพฤษภาคม ฤดูฝน เริ่มกลางเดือนพฤษภาคมถึงกลางเดือนตุลาคม ประชากรส่วนใหญ่ ประกอบอาชีพเกษตรกรรมในพื้นที่ราบ ดังภาพที่ 1-2 และภาพขยายพื้นที่บริเวณโครงการโรงไฟฟ้าและพื้นที่โดยรอบโครงการโรงไฟฟ้า ดังภาพที่ 3-4

เอกสารอ้างอิง

Artis, D. A., & Carnahan, W. H., 1982. **Survey of emissivity variability in thermography of urban areas.** RemoteSensing of Environment, 12, 313– 329.

Landsat Project Science Office. 2002. **Landsat 7 Science Data User's Handbook**. URL: http://ltpwww.gsfc.nasa.gov/IAS/handbook/handbook_toc.html, Goddard Space Flight Center, NASA, Washington, DC (last date accessed: 10 September 2003).

Markham, B.L., Barker, J.K., 1985. **Spectral characteristics of the LANDSAT Thematic Mapper sensors**. International Journal of Remote Sensing 6, 697–716.

Malaret, E., Bartolucci, L.A., Lozano, D.F., Anuta, P.E., McGillem, C.D., 1985. **Landsat-4 and Landsat-5 Thematic Mapper data quality analysis**. Photogrammetric Engineering and Remote Sensing 51, 1407–1416.

Snyder, W.C., Wan, Z., Zhang, Y., & Feng, Y.-Z., 1998. **Classification-based emissivity for land surface temperature measurement from space**. International Journal of Remote Sensing, 19, 2753-2574.

U.S. Geological Survey., 2013. **Landsat Updates**. URL: http://landsat.usgs.gov, U.S. Department of the Interior. (last date accessed: 25 April 2013).

สำนักงานพัฒนาเทคโนโลยีอวกาศและภูมิสารสนเทศ (องค์การมหาชน). ระบบการให้บริการข้อมูลของสถานีตรวจวัดสภาพอากาศเพื่อใช้ในการวิเคราะห์ร่วมกับการใช้งานภาพดาวเทียม วันที่ 6 เมษายน 2565 แหล่งที่มา : https://sds.gistda.or.th/

รายงาน

การหาอุณหภูมิพื้นผิว (Land Surface Temperature)
โดยใช้ข้อมูลจากดาวเทียม LANDSAT-8 ระบบ TIRS
บริเวณโครงการโรงไฟฟ้าหนองละลอก2
ตำบลหนองละลอก อำเภอบ้านค่าย จังหวัดระยอง
24 พฤษภาคม 2565 และ 3 มกราคม 2566

โดย
ฝ่ายทรัพยากรธรรมชาติ สิ่งแวดล้อม และภัยพิบัติ

สำนักประยุกต์และบริหารภูมิสารสนเทศ

สำนักงานพัฒนาเทคโนโลยีอวกาศและภูมิสารสนเทศ (องค์การมหาชน)

สำนักงานพัฒนาเทคโนโลยีอวกาศและภูมิสารสนเทศ (องค์การมหาชน)
กระทรวงการอุดมศึกษา วิทยาศาสตร์ วิจัย และนวัตกรรม
E-mail: info@gistda.or.th | Tel. 0 2141 4444 | www.gistda.or.th

อุณหภูมิพื้นผิว (Land Surface Temperature)

1. ความเป็นมาของการศึกษา

เนื่องจากสำนักงานพัฒนาเทคโนโลยีอวกาศและภูมิสารสนเทศ (องค์การมหาชน): สทอภ. ได้รับการติดต่อจากบริษัท เอเอลเอส แลบอราทอรี่ (ประเทศไทย) จำกัด ให้ดำเนินการวิเคราะห์และประมวลผลข้อมูลคลื่นความร้อนโดยแสดงเป็นอุณหภูมิพื้นผิว (Land surface temperature) หน่วยเป็นองศาเซลเซียส บริเวณโครงการโรงไฟฟ้าหนองละลอก2 เพื่อแสดงความแตกต่างระหว่างอุณหภูมิพื้นผิวบริเวณโครงการโรงไฟฟ้าและพื้นที่ใกล้เคียงโดยรอบ ซึ่งส่วนใหญ่เป็นพื้นที่เขตประกอบการอุตสาหกรรม พื้นที่เกษตรกรรม และแหล่งชุมชนพื้น ทั้งนี้เพื่อใช้เป็นข้อมูลพื้นฐานของอุณหภูมิพื้นผิวช่วงฤดูฝน (ปลายเดือนพฤษภาคม) และฤดูหนาว (ต้นเดือนมกราคม)

2. โครงการโรงไฟฟ้าหนองละลอก2

โครงการโรงไฟฟ้าหนองละลอก2 เป็นโรงไฟฟ้าระบบ (Co-generation system) โดยโครงการมีกำลังการผลิตไฟฟ้า สูงสุดประมาณ 137 เมกะวัตต์ ไอน้ำสูงสุดประมาณ 30 ตันต่อชั่วโมง หรือน้ำเย็นสูงสุดประมาณ 5,500 ตันความเย็น โดยไฟฟ้าที่ผลิตได้จะส่งจำหน่ายให้กับการไฟฟ้าฝ่ายผลิตแห่งประเทศไทย (กฟผ.) ประมาณ 90 เมกะวัตต์ ส่วนที่เหลืออีกประมาณ 4 เมกะวัตต์ จะนำมาใช้ภายในโครงการฯ นอกจากนี้โครงการฯ ยังสามารถผลิตไอน้ำได้ประมาณ 30 ตันต่อชั่วโมง และ/หรือ ผลิตน้ำเย็นประมาณ 5,500 ตันความเย็น สำหรับไอน้ำหรือน้ำเย็นที่ผลิตได้ จะจำหน่ายให้กับโรงงานอุตสาหกรรมในเขตประกอบการฯ

2.1 ความเป็นมา

โครงการโรงไฟฟ้าหนองละลอก2 ดำเนินการโดยบริษัท กัลฟ์ เอ็นแอลแอล 2 จำกัด เพื่อผลิตกระแสไฟฟ้าเพิ่มเติมรองรับความต้องการใช้กระแสไฟฟ้าในพื้นที่เขตประกอบการอุตสาหกรรมตับบลิวเอชเอ ระยอง ให้เพียงพอโดยการจำหน่ายให้กับการไฟฟ้าฝ่ายผลิตแห่งประเทศไทย (กฟผ.) และโรงงานอุตสาหกรรมต่างๆ ภายในเขตประกอบอุตสาหกรรมฯ นอกจากนี้ผลิตภัณฑ์ในรูปของไอน้ำ (Steam) ที่ได้จากโครงการจะมีการส่งจำหน่ายให้กับโรงงานภายในเขตอุตสาหกรรมตับบลิวเอชเอ ระยอง เช่นกัน

ทั้งนี้โครงการมีกระบวนการผลิตแบบพลังงานร่วม หรือ โคเจนเนอเรชั่น ซึ่งประกอบด้วยเครื่องกำเนิดไฟฟ้าแบบกังหันก๊าซ (Combustion Turbine Generators: CTGs) ขนาดกำลังการผลิตไฟฟ้าสูงสุด 48.46 เมกะวัตต์ จำนวน 2 ชุด และเครื่องกำเนิดไฟฟ้าแบบกังหันไอน้ำ (Steam Turbine Generator: STG) ขนาดกำลังการผลิตไฟฟ้าสูงสุด 40.09 เมกะวัตต์ จำนวน 1 ชุด โดยเชื้อเพลิงที่ใช้ในการผลิตกระแสไฟฟ้า คือ ก๊าซธรรมชาติ โดยรับจากบริษัท ปตท. จำกัด (มหาชน) และส่งไปตามท่อส่งก๊าซธรรมชาติเพื่อป้อนเข้าสู่เครื่องกังหันก๊าซ (Combustion Turbine) โดยผ่านเข้าไปในห้องเผาไหม้ สำหรับการเดินเครื่องผลิตไฟฟ้าของโครงการฯ จะเปลี่ยนกำลังการผลิตขึ้นลงตามการสั่งการจากศูนย์ควบคุมการจ่ายไฟฟ้า (Dispatching Center) ของ กฟผ. สำหรับไอน้ำสามารถผลิตได้ประมาณ 30 ตัน

สำนักงานพัฒนาเทคโนโลยีอวกาศและภูมิสารสนเทศ (องค์การมหาชน)
กระทรวงการอุดมศึกษา วิทยาศาสตร์ วิจัย และนวัตกรรม
E-mail: info@gistda.or.th | Tel. 0 2141 4444 | www.gistda.or.th

ต่อชั่วโมง หรือผลิตน้ำเย็นประมาณ 5,500 ตันความเย็น เชื้อเพลิงที่ใช้ในโครงการโรงไฟฟ้าหนองละลอก 2 มีเพียงชนิดเดียว คือ ก๊าซธรรมชาติ โดยรับจากบริษัท ปตท. จำกัด (มหาชน) ปริมาณการใช้เชื้อเพลิงก๊าซธรรมชาติสูงสุดประมาณ 23.3 ล้านลูกบาศก์ฟุตต่อวัน ส่วนน้ำใช้ของโครงการมีความต้องการใช้น้ำประมาณ 5,916 ลูกบาศก์เมตรต่อวัน โดยรับน้ำประปาจากเขตประกอบการอุตสาหกรรมตับบลิวเอชเอ ระยอง

2.2 ที่ตั้ง

โครงการโรงไฟฟ้าหนองละลอก 2 ตั้งอยู่บนพื้นที่ประมาณ 30 ไร่ ในเขตประกอบการอุตสาหกรรมตับบลิวเอชเอ ระยอง ตำบลหนองละลอก อำเภอบ้านค่าย จังหวัดระยอง

3. ระบบผลิตไฟฟ้าและความร้อนร่วม (Cogeneration System)

ระบบโคเจนเนอเรชั่น (Cogeneration) คือระบบที่ให้กำเนิดพลังงานไฟฟ้าหรือพลังงานกล และมีการใช้ประโยชน์จากพลังงานความร้อนในขณะเดียวกัน โดยอาศัยเชื้อเพลิงแหล่งเดียวกัน ซึ่งจะทำให้ต้นทุนการผลิตพลังงานในราคาที่ถูกกว่าระบบการผลิตอื่นๆ

เทคโนโลยีระบบผลิตพลังงานความร้อนร่วม แบ่งเป็น 2 รูปแบบ ตามลักษณะการทำงาน พิจารณาได้จากลำดับการนำพลังงานความร้อนไปใช้ประโยชน์ ระบบโคเจนเนอเรชั่นรัฏจักรบน (Topping Cycle Cogeneration) คือระบบที่ผลิตพลังงานกลก่อน แล้วนำพลังงานความร้อนที่เหลือไปใช้ประโยชน์ ส่วนระบบโคเจนเนอเรชั่นรัฏจักรล่าง (Bottoming Cycle Cogeneration) จะมีการนำพลังงานความร้อนไปใช้ประโยชน์ก่อนที่จะผลิตพลังงานไฟฟ้าหรือพลังงานกล

ซึ่งการนำเทคโนโลยีแต่ละรูปแบบข้างต้นไปใช้งานนั้น ขึ้นอยู่กับความเหมาะสมของแต่ละสถานประกอบการ โดยพิจารณาจากชนิดของเชื้อเพลิงที่หาได้ คุณภาพของพลังงานความร้อนที่ต้องการ ลักษณะการใช้ความร้อนและไฟฟ้าของโรงงาน เวลาการใช้งาน ต้นทุนการก่อสร้าง และเงื่อนไขด้านสิ่งแวดล้อม เป็นต้น

3.1 ระบบโคเจนเนอเรชั่นชนิดกังหันไอน้ำ

ระบบชนิดนี้ประกอบด้วย เครื่องกำเนิดไอน้ำ เครื่องกังหันไอน้ำ โดยใช้เชื้อเพลิงเหลว ก๊าซหรือเชื้อเพลิงแข็ง หลักการทำงานคือ เชื้อเพลิงจะถูกป้อนเข้าสู่ห้องเผาไหม้เพื่อให้ความร้อนแก่น้ำในเครื่อง กำเนิดไอน้ำ ซึ่งได้ไอน้ำยวดยิ่ง (Superheat Steam) ที่อุณหภูมิและความดันสูง ไอน้ำจะไปขับเครื่องกังหันไอน้ำได้กำลังเพลา ซึ่งสามารถนำไปขับเครื่องมือกลต่างๆ เช่น ปั๊ม คอมเพรสเซอร์ หรือเปลี่ยนรูปเป็นไฟฟ้าโดยขับเครื่องกำเนิดไฟฟ้า ส่วนไอน้ำที่ออกจากเครื่องสามารถนำไปใช้ในกระบวนการผลิตต่อไป

3.2 ระบบโคเจนเนอเรชั่นชนิดกังหันก๊าซ

มีหลักการทำงานคือ คอมเพรสเซอร์จะอัดอากาศจากภายนอก และนำเข้าสู่ห้องเผาไหม้ เชื้อเพลิงจะถูกฉีดเข้ามาผสมกับอากาศและจุดระเบิด เกิดก๊าซร้อนจากการเผาไหม้ขึ้น ซึ่งจะขยายตัวผ่านเครื่องกังหันก๊าซ แกนของเครื่องกังหันก๊าซจะต่อไปขับเครื่องปั่นไฟฟ้า เพื่อผลิตกระแสไฟฟ้า ส่วนก๊าซร้อนที่ปล่อยจากกังหันก๊าซจะมีอุณหภูมิประมาณ 450-550 องศาเซลเซียส ก๊าซร้อนนี้สามารถนำไปใช้เป็นแหล่งให้ความร้อน เพื่อผลิตไอน้ำที่ความดันต่ำๆ หรือนำไปใช้โดยตรงเพื่อใช้ในกระบวนการผลิต