



THAILAND INSTITUTE OF SCIENTIFIC AND TECHNOLOGICAL RESEARCH (TISTR)

Request No. 21-66/0197

MTC No. EEL. BP. 60/0166

## CALIBRATION CERTIFICATE

**Submitted by** : THAI ENVIRONMENTAL TECHNIC LIMITED.  
**Address** : 1/6 Soi Ramkhamhaeng 145, Khwaeng/Khet Saphansung, Bangkok 10240.  
**Calibrated at** : Electrical and Electronic Standards Laboratory, Industrial Metrology and Testing Service Centre.  
: Soi 1C, Bangpoo Industrial Estate, Sukhumvit Rd., Muang, Samutprakan 10280.

### Instrument Calibrated :

### Ambient Environment

Description : Sound Calibrator

Temperature :  $(23 \pm 3) ^\circ\text{C}$

Manufacturer : Tenmars

Relative Humidity :  $(50 \pm 15) \%$

Model : TM-100

Ambient Pressure :  $(101.325 \pm 1.500) \text{ kPa}$

Serial No. : 181203570

**Standards used :**

1. Digital Function Synthesizer NF Electronic DF-193A S/N 122037.
2. Measuring Amplifier Bruel&Kjaer 2636 S/N 1537484.
3. Programmable Attenuator Tamagawa TPA-303A S/N OF 2214.
4. Digital Multimeter Agilent 34401A S/N MY44005560.
5. Pressure Transmitter Vaisala PTB202AD S/N T0650001.
6. Audio Analyzer Keithley 2015-P S/N 4106495.
7. Condenser Microphone Bruel&Kjaer 4180 S/N 2889871.

**Calibration Procedure:** CP-102-04 based on IEC 60942-2003. The sound pressure level of instrument was measured by standard microphone using an insert voltage technique.

This instrument has been calibrated against standards maintained at Electrical and Electronic Standards Laboratory (EEL), which are traceable to the International System of Units through the National Institute of Metrology (Thailand).

The information on actual reading is attached herewith and the uncertainty limits quoted refer to the measured values only.

**Date of Receipt** : 10 Jan. 2023

**Date of Calibration** : 16 Jan. 2023

1 / 3  
✓

The results relate only to the items tested/calibrated or value assigned.

Advertising the Report/Certificate and publicity of the results except in full are prohibited unless written permission is obtained from the governor of TISTR.

FM.BL.MTC.002 Rev.4

#### Head Office

35 Mu 3 Tambon Khlong Ha, Amphoe Khlong Luang,  
Changwat Pathumthani 12120, Thailand  
Tel. (66) 0 2577 9000  
Fax. (66) 0 2577 9009  
E-mail : rumpai@tistr.or.th Website:www.tistr.or.th

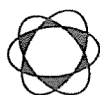
#### Office/Laboratory

Soi 1C, Bangpoo Industrial Estate, Sukhumvit Road,  
Amphoe Muang, Changwat Samutprakan 10280, Thailand  
Tel. (66) 0 2323 1672-80 ext. 115, 116  
Fax. (66) 0 2323 9165  
E-mail : mtc@tistr.or.th

#### Office

196 Phahonyothin Road, Chatuchak, Bangkok 10900,  
Thailand  
Tel. (66) 0 2579 1121-30 ext. 5219, 5225, 5217  
Fax. (66) 0 2579 8592  
E-mail : sumalee@tistr.or.th





Thai Environmental Technic Limited  
บริษัท เทคนิคสิ่งแวดล้อมไทย จำกัด

## High Volume TSP&PM-10 Calibration Report

Location : Thai Environmental Tech

Site ID : Bangkok

Date : 1-Aug-22

ITEM : PM10

Serial No : (No. 20 )

Calibrate By : Pipat

### Site Conditions

Barometric Pressure (mm Hg) : 760.00

Temperature (°C) : 25.0

Average Press. (mm Hg) : 754.5

Average Temp (°C) : 31.2

Corrected Pressure (mm Hg) : 760.0

Temperature (deg K) : 298.0

Corrected Average (mm Hg) : -

Average Temp: (Deg K) : -

### Calibration Orifice

Make : Tisch

Model : TE-5025A

Serial# : 0068

Qstd Slope : 1.99331

Qstd Intercept : -0.00049

Calibration Due Date : 19-Nov-22

### Calibration Information

Plate or Test #	ORIFICE (in H <sub>2</sub> O)	Qstd (m <sup>3</sup> /min)	Indicate (CFM)	IC (corrected)	Linear Regression Slope : 35.3232 Intercept : 0.1518 Corr. Coeff : 0.9985 # of Observations: 5
1	12.30	1.760	62.0	62.00	
2	10.00	1.587	56.0	56.00	
3	7.80	1.401	50.0	50.00	
4	4.80	1.099	40.0	40.00	
5	3.00	0.869	30.0	30.00	

### Calculations

$$Qstd = 1/m[\text{Sqrt}(H_2O(Pa/Pstd)(Tstd/Ta))-b]$$

$$IC = I[\text{Sqrt}(Pa/Pstd)(Tstd/Ta)]$$

Qstd = standard flow rate

IC = corrected chart response

I = actual chart response

m = calibrator Qstd slope

b = calibrator Qstd intercept

Ta = actual temperature during calibration (deg K)

Pa = actual pressure during calibration (mm Hg)

Tstd = 298 deg K

Pstd = 760 mm Hg

For subsequent calculation of sampler flow:

$$1/m((I)[\text{Sqrt}(298/Tav)(Pav/760)]-b)$$

m = sampler slope


b = sampler intercept

I = chart response

Tav = daily average temperature

Pav = daily average pressure

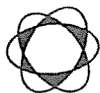
Calibrate By : 

Approve By : 

**NOTE: Ensure calibration orifice has been certified within 12 months of use**







Thai Environmental Technic Limited  
บริษัท เทคนิคสิ่งแวดล้อมไทย จำกัด

## High Volume TSP&PM-10 Calibration Report

Location : Thai Environmental Tech

Site ID : Bangkok

Date : 1-Aug-22

ITEM : PM10

Serial No : (No. 17 )

Calibrate By : Pipat

### Site Conditions

Barometric Pressure (mm Hg) : 760.00

Temperature (°C) : 25.0

Average Press. (mm Hg) : 754.5

Average Temp (°C) : 31.2

Corrected Pressure (mm Hg) : 760.0

Temperature (deg K) : 298.0

Corrected Average (mm Hg) : -

Average Temp: (Deg K) : -

### Calibration Orifice

Make : Tisch

Model : TE-5025A

Serial# : 0068

Qstd Slope : 1.99331

Qstd Intercept : -0.00049

Calibration Due Date : 19-Nov-22

### Calibration Information

Plate or Test #	ORIFICE (in H <sub>2</sub> O)	Qstd (m3/min)	Indicate (CFM)	IC (corrected)	Linear Regression Slope : 34.7546 Intercept : 1.0714 Corr. Coeff : 0.9897 # of Observations: 5
1	12.00	1.738	60.0	60.00	
2	9.20	1.522	54.0	54.00	
3	7.00	1.328	50.0	50.00	
4	5.00	1.122	40.0	40.00	
5	3.00	0.869	30.0	30.00	

### Calculations

$$Qstd = 1/m[\text{Sqrt}(H_2O(Pa/Pstd)(Tstd/Ta)) - b]$$

$$IC = I[\text{Sqrt}(Pa/Pstd)(Tstd/Ta)]$$

Qstd = standard flow rate

IC = corrected chart response

I = actual chart response

m = calibrator Qstd slope

b = calibrator Qstd intercept

Ta = actual temperature during calibration (deg K)

Pa = actual pressure during calibration (mm Hg)

Tstd = 298 deg K

Pstd = 760 mm Hg

For subsequent calculation of sampler flow:

$$1/m((I)[\text{Sqrt}(298/Tav)(Pav/760)] - b)$$


m = sampler slope


b = sampler intercept

I = chart response

Tav = daily average temperature

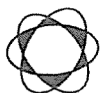
Pav = daily average pressure

Calibrate By : 

Approve By : 

**NOTE: Ensure calibration orifice has been certified within 12 months of use**





Thai Environmental Technic Limited  
บริษัท เทคนิคสิ่งแวดล้อมไทย จำกัด

## High Volume TSP&PM-10 Calibration Report

Location : Thai Environmental Tech

Site ID : Bangkok

Date : 1-Aug-22

ITEM : PM10

Serial No : (No. 28 )

Calibrate By : Pipat

### Site Conditions

Barometric Pressure (mm Hg) : 760.00

Temperature (°C) : 25.0

Average Press. (mm Hg) : 754.5

Average Temp (°C) : 32.8

Corrected Pressure (mm Hg) : 760.0

Temperature (deg K) : 298.0

Corrected Average (mm Hg) : -

Average Temp: (Deg K) : -

### Calibration Orifice

Make : Tisch

Model : TE-5025A

Serial# : 0068

Qstd Slope : 1.99331

Qstd Intercept : -0.00049

Calibration Due Date : 19-Nov-22

### Calibration Information

Plate or Test #	ORIFICE (in H <sub>2</sub> O)	Qstd (m <sup>3</sup> /min)	Indicate (CFM)	IC (corrected)	Linear Regression Slope : 34.3409 Intercept : 1.1340 Corr. Coeff : 0.9947 # of Observations: 5
1	12.00	1.738	60.0	60.00	
2	9.60	1.555	54.0	54.00	
3	7.40	1.365	50.0	50.00	
4	5.00	1.122	40.0	40.00	
5	3.00	0.869	30.0	30.00	

### Calculations

$$Qstd = 1/m[\text{Sqrt}(H_2O(Pa/Pstd)(Tstd/Ta)) - b]$$

$$IC = I[\text{Sqrt}(Pa/Pstd)(Tstd/Ta)]$$

Qstd = standard flow rate

IC = corrected chart response

I = actual chart response

m = calibrator Qstd slope

b = calibrator Qstd intercept

Ta = actual temperature during calibration (deg K)

Pa = actual pressure during calibration (mm Hg)

Tstd = 298 deg K

Pstd = 760 mm Hg

For subsequent calculation of sampler flow:

$$1/m((I)[\text{Sqrt}(298/Tav)(Pav/760)] - b)$$


m = sampler slope

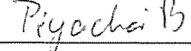
b = sampler intercept

I = chart response

Tav = daily average temperature

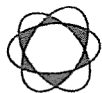
Pav = daily average pressure

Calibrate By : 

Approve By : 

**NOTE: Ensure calibration orifice has been certified within 12 months of use**





Thai Environmental Technic Limited  
บริษัท เทคนิคสิ่งแวดล้อมไทย จำกัด

## High Volume TSP&PM-10 Calibration Report

Location : Thai Environmental Tech

Site ID : Bangkok

Date : 1-Aug-22

ITEM : TSP

Serial No : (No. 25 )

Calibrate By : Pipat

### Site Conditions

Barometric Pressure (mm Hg) : 760.00

Temperature (°C) : 25.0

Average Press. (mm Hg) : 754.5

Average Temp (°C) : 32.1

Corrected Pressure (mm Hg) : 760.0

Temperature (deg K) : 298.0

Corrected Average (mm Hg) : -

Average Temp: (Deg K) : -

### Calibration Orifice

Make : Tisch

Model : TE-5025A

Serial# : 0068

Qstd Slope : 1.99331

Qstd Intercept : -0.00049

Calibration Due Date : 19-Nov-22

### Calibration Information

Plate or Test #	ORIFICE (in H <sub>2</sub> O)	Qstd (m <sup>3</sup> /min)	Indicate (CFM)	IC (corrected)	Linear Regression Slope : 34.0904 Intercept : 1.6064 Corr. Coeff : 0.9915 # of Observations: 5
1	12.20	1.753	60.0	60.00	
2	9.40	1.538	54.0	54.00	
3	7.20	1.346	50.0	50.00	
4	5.00	1.122	40.0	40.00	
5	3.00	0.869	30.0	30.00	

### Calculations

$$Qstd = 1/m[\text{Sqrt}(H_2O(Pa/Pstd)(Tstd/Ta))-b]$$

$$IC = I[\text{Sqrt}(Pa/Pstd)(Tstd/Ta)]$$

Qstd = standard flow rate

IC = corrected chart response

I = actual chart response

m = calibrator Qstd slope

b = calibrator Qstd intercept

Ta = actual temperature during calibration (deg K)

Pa = actual pressure during calibration (mm Hg)

Tstd = 298 deg K

Pstd = 760 mm Hg

For subsequent calculation of sampler flow:

$$1/m((I)[\text{Sqrt}(298/Tav)(Pav/760)]-b)$$


m = sampler slope

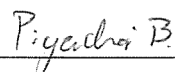
b = sampler intercept

I = chart response

Tav = daily average temperature

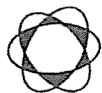
Pav = daily average pressure

Calibrate By : 

Approve By : 

**NOTE: Ensure calibration orifice has been certified within 12 months of use**





Thai Environmental Technic Limited  
บริษัท เทคนิคสิ่งแวดล้อมไทย จำกัด

## High Volume TSP&PM-10 Calibration Report

Location : Thai Environmental Tech

Site ID : Bangkok

Date : 1-Aug-22

ITEM : TSP

Serial No : (No. 40)

Calibrate By : Pipat

### Site Conditions

Barometric Pressure (mm Hg) : 760.00

Temperature (°C) : 25.0

Average Press. (mm Hg) : 754.5

Average Temp (°C) : 31.8

Corrected Pressure (mm Hg) : 760.0

Temperature (deg K) : 298.0

Corrected Average (mm Hg) : -

Average Temp: (Deg K) : -

### Calibration Orifice

Make : Tisch

Model : TE-5025A

Serial# : 0068

Qstd Slope : 1.99331

Qstd Intercept : -0.00049

Calibration Due Date : 19-Nov-22

### Calibration Information

Plate or Test #	ORIFICE (in H <sub>2</sub> O)	Qstd (m <sup>3</sup> /min)	Indicate (CFM)	IC (corrected)	Linear Regression Slope : 34.3300 Intercept : 1.3381 Corr. Coeff : 0.9920 # of Observations: 5
1	12.10	1.745	60.0	60.00	
2	9.40	1.538	54.0	54.00	
3	7.20	1.346	50.0	50.00	
4	5.00	1.122	40.0	40.00	
5	3.00	0.869	30.0	30.00	

### Calculations

$$Qstd = 1/m[\text{Sqrt}(H_2O(Pa/Pstd)(Tstd/Ta))-b]$$

$$IC = I[\text{Sqrt}(Pa/Pstd)(Tstd/Ta)]$$

Qstd = standard flow rate

IC = corrected chart response

I = actual chart response

m = calibrator Qstd slope

b = calibrator Qstd intercept

Ta = actual temperature during calibration (deg K)

Pa = actual pressure during calibration (mm Hg)

Tstd = 298 deg K

Pstd = 760 mm Hg

For subsequent calculation of sampler flow:

$$1/m((I[\text{Sqrt}(298/Tav)(Pav/760)]-b)$$


m = sampler slope

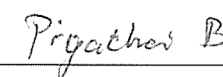
b = sampler intercept

I = chart response

Tav = daily average temperature

Pav = daily average pressure

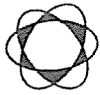
Calibrate By : 

Approve By : 

**NOTE: Ensure calibration orifice has been certified within 12 months of use**







Thai Environmental Technic Limited  
บริษัท เทคโนโลยีสิ่งแวดล้อมไทย จำกัด

## High Volume TSP&PM-10 Calibration Report

Location : Thai Environmental Tech

Site ID : Bangkok

Date : 1-Aug-22

ITEM : TSP

Serial No : (No.38)

Calibrate By : Pipat

### Site Conditions

Barometric Pressure (mm Hg) : 760.00

Corrected Pressure (mm Hg) : 760.0

Temperature (°C) : 25.0

Temperature (deg K) : 298.0

Average Press. (mm Hg) : 754.5

Corrected Average (mm Hg) : -

Average Temp (°C) : 32.4

Average Temp: (Deg K) : -

### Calibration Orifice

Make : Tisch

Qstd Slope : 1.99331

Model : TE-5025A

Qstd Intercept : -0.00049

Serial# : 0068

Calibration Due Date : 19-Nov-22

### Calibration Information

Plate or Test #	ORIFICE (in H <sub>2</sub> O)	Qstd (m <sup>3</sup> /min)	Indicate (CFM)	IC (corrected)	Linear Regression Slope : 35.5364 Intercept : 0.2642 Corr. Coeff : 0.9909 # of Observations: 5
1	11.80	1.724	60.0	60.00	
2	9.00	1.505	54.0	54.00	
3	7.00	1.328	50.0	50.00	
4	5.00	1.122	40.0	40.00	
5	3.00	0.869	30.0	30.00	

### Calculations

$Qstd = 1/m[\text{Sqrt}(H_2O(Pa/Pstd)(Tstd/Ta))-b]$   
 $IC = I[\text{Sqrt}(Pa/Pstd)(Tstd/Ta)]$

m = sampler slope

b = sampler intercept

I = chart response

Tav = daily average temperature

Pav = daily average pressure

Qstd = standard flow rate

IC = corrected chart response

I = actual chart response

m = calibrator Qstd slope

b = calibrator Qstd intercept

Ta = actual temperature during calibration (deg K)

Pa = actual pressure during calibration (mm Hg)

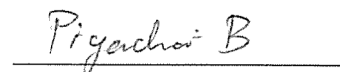
Tstd = 298 deg K

Pstd = 760 mm Hg

For subsequent calculation of sampler flow:

$1/m((I[\text{Sqrt}(298/Tav)(Pav/760)]-b)$

Calibrate By : 

Approve By : 

**NOTE: Ensure calibration orifice has been certified within 12 months of use**



## Certificate of Calibration

### Calibration Certification Information

Cal. Date: November 19, 2021      Rootsmeter S/N: 438320      Ta: 294 °K  
 Operator: Jim Tisch      Pa: 763.5 mm Hg  
 Calibration Model #: TE-5025A      Calibrator S/N: 0068

Run	Vol. Init (m3)	Vol. Final (m3)	ΔVol. (m3)	ΔTime (min)	ΔP (mm Hg)	ΔH (in H2O)
1	1	2	1	1.4160	3.2	2.00
2	3	4	1	0.9970	6.4	4.00
3	5	6	1	0.8890	7.8	5.00
4	7	8	1	0.8490	8.7	5.50
5	9	10	1	0.6990	12.8	8.00

### Data Tabulation

Vstd (m3)	Qstd (x-axis)	$\sqrt{\Delta H \left( \frac{Pa}{Pstd} \right) \left( \frac{Tstd}{Ta} \right)}$ (y-axis)	Va	Qa (x-axis)	$\sqrt{\Delta H \left( \frac{Ta}{Pa} \right)}$ (y-axis)
1.0140	0.7161	1.4271	0.9958	0.7033	0.8776
1.0098	1.0128	2.0182	0.9916	0.9946	1.2411
1.0079	1.1337	2.2564	0.9898	1.1134	1.3875
1.0067	1.1858	2.3666	0.9886	1.1644	1.4553
1.0012	1.4324	2.8542	0.9832	1.4066	1.7551
<b>QSTD</b>	m=	<b>1.99331</b>	<b>QA</b>	m=	<b>1.24818</b>
	b=	<b>-0.00049</b>		b=	<b>-0.00030</b>
	r=	<b>0.99999</b>		r=	<b>0.99999</b>

### Calculations

Vstd=	$\Delta Vol((Pa-\Delta P)/Pstd)(Tstd/Ta)$	Va=	$\Delta Vol((Pa-\Delta P)/Pa)$
Qstd=	Vstd/ΔTime	Qa=	Va/ΔTime
For subsequent flow rate calculations:			
Qstd= $1/m \left( \left( \sqrt{\Delta H \left( \frac{Pa}{Pstd} \right) \left( \frac{Tstd}{Ta} \right)} \right) - b \right)$		Qa= $1/m \left( \left( \sqrt{\Delta H \left( \frac{Ta}{Pa} \right)} \right) - b \right)$	

### Standard Conditions

Tstd: 298.15 °K  
 Pstd: 760 mm Hg

### Key

ΔH: calibrator manometer reading (in H2O)  
 ΔP: rootsmeter manometer reading (mm Hg)  
 Ta: actual absolute temperature (°K)  
 Pa: actual barometric pressure (mm Hg)  
 b: intercept  
 m: slope

### RECALIBRATION

US EPA recommends annual recalibration per 1998 40 Code of Federal Regulations Part 50 to 51, Appendix B to Part 50, Reference Method for the Determination of Suspended Particulate Matter in the Atmosphere, 9.2.17, page 30





Thai Environmental Technic Limited  
บริษัท เทคนิคสิ่งแวดล้อมไทย จำกัด

ตารางการสอบเทียบเครื่องมือที่ใช้ในการตรวจวัดและวิเคราะห์

Item	Description	Parameter	List of Equipment	Equipment No.	Calibration	Next Calibration
1.	Ambient Air	TSP	ORIFICE TRANSFER STANDARD/Tisch	S/N 0068	19/11/2021	November 2022
			High Volume Air Sampler/TET	S/N TSP-38	01/08/2022	August 2023
			High Volume Air Sampler/TET	S/N TSP-40	01/08/2022	August 2023
			High Volume Air Sampler/TET	S/N TSP-25	01/08/2022	August 2023
			Electronic Balance/METTLER TOLEDO	S/N 1116392227	22/04/2022	April 2023
2.	Sound Level	PM-10	ORIFICE TRANSFER STANDARD/Tisch	S/N 0068	19/11/2021	November 2022
			High Volume Air Sampler/TET	S/N PM10-28	01/08/2022	August 2023
			High Volume Air Sampler/TET	S/N PM10-17	01/08/2022	August 2023
			High Volume Air Sampler/TET	S/N PM10-20	01/08/2022	August 2023
			Electronic Balance/METTLER TOLEDO	S/N 1116392227	22/04/2022	April 2023
3.	Water	Leq 24 hr	Sound Level Calibrator/TENMARS TM-100	S/N 181203570	16/01/2023	January 2024
			Integrated Sound Level/ACO TYPE 6226	S/N 160097	23/03/2023	April 2023
			Integrated Sound Level/ACO TYPE 6226	S/N 160216	23/03/2023	April 2023
		pH	pH Meter/Horiba	S/N B06D0012	11/07/2022	July 2023
			Electronic Balance/METTLER TOLEDO	S/N 1116392227	22/04/2022	April 2023
		TSS	Electronic Balance/METTLER TOLEDO	S/N 1116392227	22/04/2022	April 2023
		TDS	UV/VIS Spectrophotometer/PerkinElmer	S/N 365K9042909	01/11/2022	November 2023
		Sulfate	Atomic Absorption Spectrophotometer	S/N 040S0110503	30/03/2023	September 2023
		As	Model/AAAnalyst 100			
		Cd, Pb	Atomic Absorption Spectrophotometer	S/N 600S5070101	20/01/2023	July 2023
			Model/AAAnalyst 600 (Graphite)			
		Total Iron	ICP394/PerkinElmer/OPTIMA8000	S/N 078N1310024C	03/04/2023	October 2023
		Turbidity	Turbidity Meter/EUTECH-TN-100	S/N 2655003	31/10/2022	October 2023





## ภาคผนวก จ

เอกสารสอบเทียบเครื่องมือที่ใช้ในการตรวจวิเคราะห์



หมายเหตุ :- เหตุผลในการประกาศใช้ประกาศฉบับนี้ คือ เนื่องจากหลักเกณฑ์ และมาตรการในทางวิชาการ สำหรับการป้องกันด้านสาธารณสุขและการป้องกันในเรื่องสิ่งแวดล้อมเป็นพิษ ตามประกาศกระทรวงอุตสาหกรรม ฉบับที่ ๑๒ (พ.ศ. ๒๕๔๒) ออกตามความในพระราชบัญญัติน้ำบาดาล พ.ศ. ๒๕๒๐ สมควรปรับปรุงหลักเกณฑ์ การใช้น้ำบาดาลให้มีความเหมาะสม และสอดคล้องกับสถานการณ์ในปัจจุบัน โดยกำหนด ผู้ควบคุมการอุดกลบ บ่อน้ำบาดาลตามขนาดของบ่อน้ำบาดาล ตลอดจนปรับปรุงข้อความให้มีความถูกต้องตามมาตรา ๗ ทวิ และมาตรา ๗ ตริ แห่งพระราชบัญญัติน้ำบาดาล พ.ศ. ๒๕๒๐ จึงจำเป็นต้องออกประกาศกระทรวงนี้