

## Calibration Report

**Certificate No.:** 2103270-001-01

**Equipment:**

Electronic Balance

**Manufacturer:** Mettler Toledo

**Model:** AB204-S/FACT

**Resolution:** 0.0001 g

**Serial No.:** 1129361010

**ID No.:** UAE.WAS.002/2552

**Capacity:** 220 g

**Date of Calibration:** 11 June 2021

Page 3 of 3

**Calibration Results:** (Continued)

**Calibration Range:** 0-200 g

**Calibration Adjustment:** Internal Calibration

### 3. Departure from Nominal Value:

Nominal Value ( g )	Standard Value ( g )	Average Reading ( g )	Correction ( g )	Uncertainty ( ± g )	Coverage Factor <i>k</i>
Unload	0.00000	0.0000	0.0000	0.000092	2.00
0.01	0.01000	0.0100	0.0000	0.000092	2.00
0.05	0.05000	0.0500	0.0000	0.000092	2.00
0.1	0.10001	0.1000	0.0000	0.000093	2.00
0.2	0.20001	0.2001	-0.0001	0.000093	2.00
0.5	0.50001	0.5000	0.0000	0.000093	2.00
1	1.00001	1.0000	0.0000	0.000093	2.00
2	2.00002	2.0001	-0.0001	0.000093	2.00
5	5.00002	4.9999	0.0001	0.000094	2.00
10	10.00001	9.9999	0.0001	0.000096	2.00
20	20.00003	20.0000	0.0000	0.00010	2.00
50	50.00004	50.0000	0.0000	0.00012	2.00
70	70.00007	70.0000	0.0001	0.00014	2.00
100	100.00009	100.0000	0.0001	0.00016	2.00
150	150.00013	150.0000	0.0001	0.00021	2.00
200	200.00016	200.0001	0.0001	0.00028	2.00


The reported uncertainty of measurement was based on a standard uncertainty multiplied by a coverage factor *k*, providing a level of confidence of approximately 95 %.

----- End -----


## CERTIFICATE OF CALIBRATION

**Certificate No. :** SP22-007

Page 1 of 5

**Customer :** United Analyst and Engineering Consultant Co.,Ltd. (Head Office)**Address :** 3 Soi Udomsuk 41, Sukhumvit Road, Bangchak, Phrakhanong,  
Bangkok 10260**Location of calibration :** Laboratory 315**Equipment :** UV-Vis Spectrophotometer**Manufacturer :** Hitachi**Model :** U-1900**Serial No. :** 2021-064**ID No. :** UAE.WAS.006/2552**Received Date :** 20 January 2022**Calibration Date :** 20 January 2022**Issue Date :** 24 January 2022**Condition Instrument :** Good**Calibrated by :**  
( Mr.Tanawut Rittidach )

Technical Manager

**Approved by :**  
( Ms. Chonthicha Sangngern )

Quality Manager

The calibration result is applied only to the above calibrated item and was found accurate as shown on date and place of calibration only.

The measurement capability of the laboratory and its traceability to recognized national standards and to the unit of measurement realized at the corresponding national standards laboratory. This certificate may not be reproduced other than in full except with the prior written approval of the DQE Services Co., Ltd.

## REPORT OF CALIBRATION

**Certificate No. :** SP22-007

Page 2 of 5

**Environment Condition :** Ambient Temperature  $25 \pm 5$  °CRelative humidity  $55 \pm 20$  %RH**Calibration method :** In-house method CP-01 Based on ASTM E275-08**Certified Reference Materials :**

Material	Serial No.	Certificate No.	Due date
Absorbance Standard set	25760	95935	22 October 2023
Absorbance Standard set	25757	95929	22 October 2023
Wavelength Standard set	25806	95916	22 October 2023
Wavelength Standard set	25758	95915	22 October 2023

**Traceability** This certification is traceable to the International System of Unit maintained at National -

Institute of Standards and Technology (NIST) through Starna Scientific Limited

**Spectral Band Width of UUC :** 4.0 nm.**Scan Speed of UUC :** 200 nm/min**Scan Interval of UUC :** 0.1 nm.**Resolution of UUC:** Photometric 0.001 Abs.

Wavelength 0.1 nm.

## REPORT OF CALIBRATION

Certificate No. : SP22-007

Page 3 of 5

Calibration Results : Without adjustment

Photometric Accuracy :

Wavelength (nm.)	CRMs Values (Abs)	UUC Reading (Abs)	Correction (Abs)	Uncertainty (Abs)	Coverage factor <i>k</i>
420	0.0000	0.000	0.0000	0.0028	2.00
	0.5787	0.577	0.0017	0.0031	2.00
	1.0490	1.050	-0.0010	0.0029	2.00
	2.1900	2.183	0.0070	0.0080	2.00
440	0.0000	0.000	0.0000	0.0028	2.00
	0.5607	0.560	0.0007	0.0034	2.00
	1.0247	1.023	0.0017	0.0035	2.00
	2.1229	2.118	0.0049	0.0079	2.00
465	0.0000	0.000	0.0000	0.0028	2.00
	0.5236	0.521	0.0026	0.0030	2.00
	0.9634	0.963	0.0004	0.0029	2.00
	1.9763	1.974	0.0023	0.0070	2.00
546.1	0.0000	0.000	0.0000	0.0028	2.00
	0.5191	0.518	0.0011	0.0031	2.00
	1.0003	1.000	0.0003	0.0033	2.00
	1.9987	1.996	0.0027	0.0084	2.00
590	0.0000	0.000	0.0000	0.0028	2.00
	0.5523	0.552	0.0003	0.0030	2.00
	1.0809	1.082	-0.0011	0.0030	2.00
	2.0391	2.033	0.0061	0.0079	2.00
635	0.0000	0.000	0.0000	0.0028	2.00
	0.5601	0.562	-0.0019	0.0031	2.00
	1.0512	1.052	-0.0008	0.0030	2.00
	1.9294	1.925	0.0044	0.0079	2.00



## REPORT OF CALIBRATION

Certificate No. : SP22-007

Page 4 of 5

**Photometric Accuracy :**

Wavelength (nm.)	CRMs Values (Abs)	UUC Reading (Abs)	Correction (Abs)	Uncertainty (Abs)	Coverage factor <i>k</i>
235	0.0000	0.000	0.0000	0.0050	2.00
	0.7478	0.746	0.0018	0.0057	2.00
257	0.0000	0.000	0.0000	0.0050	2.00
	0.8686	0.861	0.0076	0.0059	2.00
313	0.0000	0.000	0.0000	0.0050	2.00
	0.2912	0.291	0.0002	0.0051	2.00
350	0.0000	0.000	0.0000	0.0050	2.00
	0.6448	0.638	0.0068	0.0055	2.00

## REPORT OF CALIBRATION

Certificate No. : SP22-007

Page 5 of 5

### Wavelength Accuracy :

CRMs Values (nm.)	UUC Reading (nm.)	Correction (nm.)	Uncertainty (nm.)	Coverage factor <i>k</i>
241.54	240.8	0.74	0.18	2.00
279.40	278.5	0.90	0.18	2.00
288.70	288.0	0.70	0.18	2.00
334.22	333.5	0.72	0.18	2.00
361.26	360.5	0.76	0.18	2.00
418.48	418.0	0.48	0.18	2.00
446.70	446.0	0.70	0.18	2.00
453.20	453.0	0.20	0.18	2.00
460.06	459.5	0.56	0.18	2.00
536.90	536.0	0.90	0.18	2.00
637.94	637.2	0.74	0.18	2.00
440.74	440.0	0.74	0.18	2.00
472.22	471.6	0.62	0.18	2.00
513.70	513.0	0.70	0.18	2.00
528.72	528.0	0.72	0.18	2.00
574.60	573.8	0.80	0.18	2.00
585.48	584.6	0.88	0.20	2.00
684.63	684.0	0.63	0.18	2.00
740.27	739.8	0.47	0.20	2.00
748.28	747.8	0.48	0.18	2.00
807.16	806.4	0.76	0.18	2.00
879.70	878.8	0.90	0.18	2.00

Remark : - UUC = Unit Under Calibration

- N/A = Not Available

- The result expanded uncertainty of measurement  $U$  is stated as the standard uncertainty of measurement multiplied by the coverage factor  $k$ ,

which for a normal distribution corresponds to a coverage probability of approximately 95%


- \* Indicates non TISI accredited

- End of Certificate -

## CERTIFICATE OF CALIBRATION

**Certificate No. :** SP22-008

Page 1 of 5

**Customer :** United Analyst and Engineering Consultant Co.,Ltd. (Head Office)**Address :** 3 Soi Udomsuk 41, Sukhumvit Road, Bangchak, Phrakhanong,  
Bangkok 10260**Location of calibration :** Laboratory 213**Equipment :** UV-Vis Spectrophotometer**Manufacturer :** Hitachi**Model :** U-2900**Serial No. :** 21E22-009**ID No. :** UAE.WAT.051/2564**Received Date :** 20 January 2022**Calibration Date :** 20 January 2022**Issue Date :** 24 January 2022**Condition Instrument :** Good**Calibrated by :**

(Mr.Tanawut Rittidach)

Technical Manager

**Approved by :**

(Ms. Chonthicha Sangngern)

Quality Manager

The calibration result is applied only to the above calibrated item and was found accurate as shown on date and place of calibration only.

The measurement capability of the laboratory and its traceability to recognized national standards and to the unit of measurement realized at the corresponding national standards laboratory. This certificate may not be reproduced other than in full except with the prior written approval of the DQE Services Co., Ltd.

## REPORT OF CALIBRATION

**Certificate No. :** SP22-008

Page 2 of 5

**Environment Condition :** Ambient Temperature  $25 \pm 5$  °CRelative humidity  $55 \pm 20$  %RH**Calibration method :** In-house method CP-01 Based on ASTM E275-08**Certified Reference Materials :**

Material	Serial No.	Certificate No.	Due date
Absorbance Standard set	25760	95935	22 October 2023
Absorbance Standard set	25757	95929	22 October 2023
Wavelength Standard set	25806	95916	22 October 2023
Wavelength Standard set	25758	95915	22 October 2023

**Traceability** This certification is traceable to the International System of Unit maintained at National -  
Institute of Standards and Technology (NIST) through Sarna Scientific Limited

**Spectral Band Width of UUC :** 1.5 nm.**Scan Speed of UUC :** 200 nm/min**Scan Interval of UUC :** 0.1 nm.**Resolution of UUC :** Photometric 0.001 Abs.

Wavelength 0.1 nm.



**REPORT OF CALIBRATION**

Certificate No. : SP22-008

Page 3 of 5

Calibration Results : Without adjustment

**Photometric Accuracy :**

Wavelength (nm.)	CRMs Values (Abs)	UUC Reading (Abs)	Correction (Abs)	Uncertainty (Abs)	Coverage factor <i>k</i>
420	0.0000	0.000	0.0000	0.0028	2.00
	0.5787	0.576	0.0027	0.0031	2.00
	1.0490	1.046	0.0030	0.0029	2.00
	2.1900	2.182	0.0080	0.0075	2.00
440	0.0000	0.000	0.0000	0.0028	2.00
	0.5607	0.559	0.0017	0.0034	2.00
	1.0247	1.023	0.0017	0.0035	2.00
	2.1229	2.116	0.0069	0.0079	2.00
465	0.0000	0.000	0.0000	0.0028	2.00
	0.5236	0.521	0.0026	0.0030	2.00
	0.9634	0.962	0.0014	0.0029	2.00
	1.9763	1.970	0.0063	0.0070	2.00
546.1	0.0000	0.000	0.0000	0.0028	2.00
	0.5191	0.519	0.0001	0.0031	2.00
	1.0003	0.999	0.0013	0.0033	2.00
	1.9987	1.992	0.0067	0.0084	2.00
590	0.0000	0.000	0.0000	0.0028	2.00
	0.5523	0.552	0.0003	0.0030	2.00
	1.0809	1.080	0.0009	0.0030	2.00
	2.0391	2.031	0.0081	0.0079	2.00
635	0.0000	0.000	0.0000	0.0028	2.00
	0.5601	0.560	0.0001	0.0031	2.00
	1.0512	1.052	-0.0008	0.0030	2.00
	1.9294	1.922	0.0074	0.0079	2.00

**REPORT OF CALIBRATION**

Certificate No. : SP22-008

Page 4 of 5

**Photometric Accuracy :**

Wavelength (nm.)	CRMs Values (Abs)	UUC Reading (Abs)	Correction (Abs)	Uncertainty (Abs)	Coverage factor <i>k</i>
235	0.0000	0.000	0.0000	0.0050	2.00
	0.7478	0.747	0.0008	0.0057	2.00
257	0.0000	0.000	0.0000	0.0050	2.00
	0.8686	0.865	0.0036	0.0059	2.00
313	0.0000	0.000	0.0000	0.0050	2.00
	0.2912	0.290	0.0012	0.0051	2.00
350	0.0000	0.000	0.0000	0.0050	2.00
	0.6448	0.640	0.0048	0.0055	2.00

## REPORT OF CALIBRATION

Certificate No. : SP22-008

Page 5 of 5

### Wavelength Accuracy :

CRMs Values (nm.)	UUC Reading (nm.)	Correction (nm.)	Uncertainty (nm.)	Coverage factor <i>k</i>
241.72	241.0	0.72	0.18	2.00
279.45	279.0	0.45	0.18	2.00
287.81	287.0	0.81	0.18	2.00
334.06	333.5	0.56	0.18	2.00
360.93	360.0	0.93	0.18	2.00
418.59	418.0	0.59	0.18	2.00
445.94	445.5	0.44	0.18	2.00
453.66	453.0	0.66	0.18	2.00
460.02	459.5	0.52	0.18	2.00
536.59	536.0	0.59	0.18	2.00
637.98	637.5	0.48	0.18	2.00
431.38	431.0	0.38	0.18	2.00
472.50	472.0	0.50	0.18	2.00
513.47	513.0	0.47	0.18	2.00
528.88	528.5	0.38	0.18	2.00
573.17	573.0	0.17	0.18	2.00
585.35	585.0	0.35	0.20	2.00
684.40	684.0	0.40	0.18	2.00
740.72	740.5	0.22	0.20	2.00
748.55	748.5	0.05	0.18	2.00
807.03	807.0	0.03	0.18	2.00
879.28	879.5	-0.22	0.18	2.00

Remark : - UUC = Unit Under Calibration

- N/A = Not Available

- The result expanded uncertainty of measurement  $U$  is stated as the standard uncertainty of measurement multiplied by the coverage factor  $k$ ,

which for a normal distribution corresponds to a coverage probability of approximately 95%

- \* Indicates non TISI accredited

- End of Certificate -



TECHNOLOGY PROMOTION ASSOCIATION (THAILAND-JAPAN)  
CORPORATE SERVICES 3: EQUIPMENT CALIBRATION AND TESTING SERVICES  
534/4 PATTANAKARN ROAD SOI 18, SUANLUANG, SUANLUANG BANGKOK 10250  
TEL. 0-2717-3000-27 FAX. 0-2719-9484



Cert. No.: 21TM1874

Page.: 1 of 3

## Certificate of Calibration

**Equipment :** Incubator

**Manufacturer :** Memmert

**Model :** IPP 260

**Serial No. :** V616.0066

**ID No. :** UAE.MIC.032/2559

**Submitted by :** United Analyst and Engineering Consultant Co.,Ltd.  
3 Soi Udomsuk 41, Sukhumvit Road,  
Bangchak, Phrakhanong,  
Bangkok 10260

**Location :** Microbiology Laboratory (302)


**Received Order :** 28 October 2021

**Calibration Date :** 28 - 29 October 2021

**Ambient Temperature :** (  $26 \pm 10$  ) °C

**Relative Humidity :** (  $50 \pm 30$  ) %

**Calibrated by :** Kunchit Promprat

**Approved by :**   
Approved Signatory

( ☒ ) Pornthippa Tameyakul  
( ☒ ) Malee Butkruea  
( ☐ ) Suwit Imjai

**Issue Date :** 4 November 2021

The Uncertainties are for a confidence probability of approximately 95 %

This certificate may not be reproduced other than in full, except with the prior written  
Approval of the head of Corporate Services 3 : Equipment Calibration and Testing Services.

เอกสารไม่ควบคุม  
0004018





Equipment : Incubator  
Condition As-Received : Used Item  
Reference : 2110-0698OC-1

Cert. No.: 21TM1874  
Page.: 2 of 3

**Procedure Used :-**

Calibration were conducted using calibration procedure CP-OT02 according to direct measurement method with Data Acquisition which connected with Resistance Temperature Detector ( RTD ).

The temperature scale used was based on ITS-90.

**Condition of this result of calibration**

1. Reference standard instrument:-

Instrument	Model	Serial No.	Cert. No.	Due Date
1 ) Data Acquisition	34970A	MY44067817	21LM10	20 Jul 2022

2. This certificate is valid only to the item calibrated on date and place of calibration.

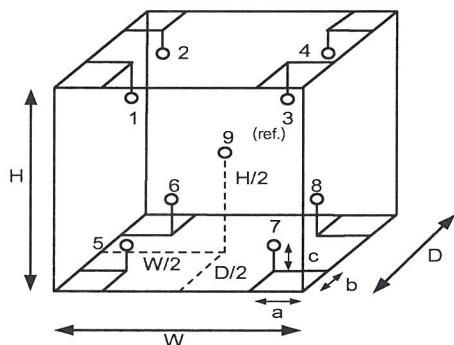
3. This certification is traceable to the International System of Unit.

**Result of Calibration :-** ( \* ) Without Adjustment

**Function of UUC\* :** Temperature Source

**Fresh air setting :** Not Available

Environment during calibration		
	Beginning	Finished
Temp. ( °C )	22	22
REL.Humid. ( % )	59	60
AC Supply ( Volt )	226	226



Position :	Ref. Std. ID No.:
1	15RTD2/11
2	15RTD2/12
3	15RTD2/13
4	15RTD2/14
5	15RTD2/15
6	15RTD2/20
7	15RTD2/17
8	15RTD2/18
9 (ref.)	15RTD2/19

**Probe Installation Details :**

a = 5.0 cm  
b = 5.0 cm  
c = 5.0 cm

**Dimension of Chamber :**

D = 0.50 m  
W = 0.64 m  
H = 0.80 m  
Capacity = 0.26 m<sup>3</sup>

Malu.

เอกสารไม่ควบคุม



Equipment : Incubator  
Condition As-Received : Used Item  
Reference : 2110-0698OC-1  
Result of Calibration :- ( \* ) Without Adjustment  
Function of UUC\* : Temperature Source  
Fresh air setting : Not Available

Cert. No.: 21TM1874

Page.: 3 of 3

Calibration Point ( °C )	UUC* Setting ( °C )	UUC* Reading ( °C )	Temperature stability ( ± °C )	Temperature uniformity ( °C )	Overall Variation ( °C )	Uncertainty ( ± °C )	Coverage Factor <i>k</i>
25.0	25.0	24.5	0.053	0.25	0.42	0.30	2
35.0	35.0	35.0	0.029	0.43	0.75	0.30	2

Calibration Point ( °C )	Measured Temperature ( °C )								
	Position								
	1	2	3	4	5	6	7	8	9 (ref.)
25.0	25.007	24.986	24.943	24.894	24.653	24.806	24.672	24.694	24.786
35.0	35.340	35.384	35.336	35.307	34.680	35.120	34.813	34.996	35.088

**Average\*** : The average of 30 values in each position.

**Temperature stability** : One-half of the greatest maximum difference of measured temperature at any one sensor.

**Temperature uniformity** : The maximum difference of measured temperatures at any sensors and the measured temperature at the reference location which are observed at the same time or at as close an observation time as possible to determine the temperature pattern or homogeneity within the chamber under steady-state conditions.

**Overall Variation** : The Difference of the maximum and minimum measured temperatures throughout observation.

**UUC\*** : Unit Under Calibration

Note : The reported uncertainty of measurement was included stability and excluded uniformity .

The reported uncertainty of measurement was based on a standard uncertainty multiplied by a coverage factor *k*, providing a level of confidence of approximately 95 %.

-o0o-

*Malu .*

เอกสารไม่ควบคุม



TECHNOLOGY PROMOTION ASSOCIATION (THAILAND-JAPAN)  
CORPORATE SERVICES 3: EQUIPMENT CALIBRATION AND TESTING SERVICES  
534/4 PATTANAKARN ROAD SOI 18, SUANLUANG, SUANLUANG BANGKOK 10250  
TEL. 0-2717-3000-27 FAX. 0-2719-9484



Cert. No.: 22TM563

Page.: 1 of 3

## Certificate of Calibration

**Equipment :** Incubator

**Manufacturer :** Memmert

**Model :** IPP 260

**Serial No. :** V615.0187

**ID No. :** UAE.MIC.003/2559

**Submitted by :** United Analyst and Engineering Consultant Co.,Ltd.  
3 Soi Udomsuk 41, Sukhumvit Road,  
Bangchak, Phrakhanong,  
Bangkok 10260

**Location :** Microbiology Laboratory

**Received Order :** 7 April 2022

**Calibration Date :** 7 April 2022

**Ambient Temperature :** ( 26 ± 10 ) °C

**Relative Humidity :** ( 50 ± 30 ) %

**Calibrated by :** Prawit Sodavitchit

**Approved by :**

Approved Signatory

- ( ) Pornthippa Tameyakul  
( ✓ ) Malee Butkruea  
( ) Suwit Imjai

**Issue Date :** 18 April 2022

The Uncertainties are for a confidence probability of approximately 95%

This certificate may not be reproduced other than in full, except with the prior written  
Approval of the head of Corporate Services 3 : Equipment Calibration and Testing Services.

เอกสารไม่ควบคุม

A 0040248





Equipment : Incubator  
Condition As-Received : Used Item  
Reference : 2204-0016OC-1

Cert. No.: 22TM563

Page.: 2 of 3

**Procedure Used :-**

Calibration were conducted using calibration procedure CP-OT02 according to direct measurement method with Data Acquisition which connected with Resistance Temperature Detector ( RTD ).

The temperature scale used was based on ITS-90.

**Condition of this result of calibration**

**1. Reference standard instrument:-**

<u>Instrument</u>	<u>Model</u>	<u>Serial No.</u>	<u>Cert. No.</u>	<u>Due Date</u>
1 ) Data Acquisition	34970A	MY44067817	21LM10	20 Jul 2022

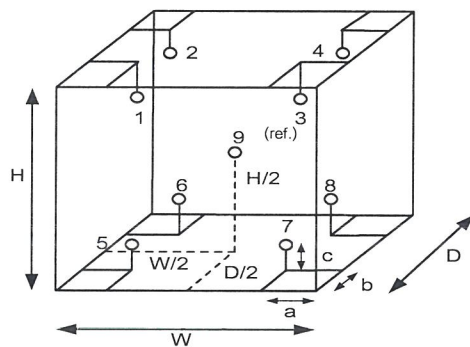
2. This certificate is valid only to the item calibrated on date and place of calibration.

3. This certification is traceable to the International System of Unit.

**Result of Calibration :-** ( \* ) Without Adjustment

**Function of UUC\* :** Temperature Source

**Fresh air setting :** Close



Environment during calibration		
	Beginning	Finished
Temp. ( °C )	26	26
REL.Humid. ( % )	60	62
AC Supply ( Volt )	220	220

**Probe Installation Details :**

**Dimension of Chamber :**

a =	5.0	cm	D =	0.50	m
b =	5.0	cm	W =	0.64	m
c =	5.0	cm	H =	0.80	m
			Capacity =	0.26	m <sup>3</sup>

Position :	Ref. Std. ID No.:
1	15RTD2/11
2	15RTD2/12
3	15RTD2/13
4	15RTD2/14
5	15RTD2/15
6	15RTD2/16
7	15RTD2/17
8	15RTD2/18
9 (ref.)	15RTD2/19

เอกสารไม่ควบคุม

a 1104310





Equipment : Incubator  
Condition As-Received : Used Item  
Reference : 2204-0016OC-1  
Result of Calibration :- ( \* ) Without Adjustment  
Function of UUC\* : Temperature Source  
Fresh air setting : Close

Cert. No.: 22TM563

Page.: 3 of 3

Calibration Point ( °C )	UUC* Setting ( °C )	UUC* Reading ( °C )	Temperature stability ( ± °C )	Temperature uniformity ( °C )	Overall Variation ( °C )	Uncertainty ( ± °C )	Coverage Factor <i>k</i>
35.0	35.0	35.0	0.12	0.53	0.79	0.30	2

Calibration Point ( °C )	Measured Temperature ( °C )								
	Position								
	1	2	3	4	5	6	7	8	9 (ref.)
35.0	35.170	35.167	34.938	34.844	34.816	34.854	34.584	34.730	34.780

**Average\*** : The average of 30 values in each position.

**Temperature stability** : One-half of the greatest maximum difference of measured temperature at any one sensor.

**Temperature uniformity** : The maximum difference of measured temperatures at any sensors and the measured temperature at the reference location which are observed at the same time or at as close an observation time as possible to determine the temperature pattern or homogeneity within the chamber under steady-state conditions.

**Overall Variation** : The Difference of the maximum and minimum measured temperatures throughout observation.

**UUC\*** : Unit Under Calibration

Note : The reported uncertainty of measurement was included stability and excluded uniformity .

The reported uncertainty of measurement was based on a standard uncertainty multiplied by a coverage factor *k*, providing a level of confidence of approximately 95 %.

-o0o-

Malu.

เอกสารไม่ควบคุม

a 1104309



TECHNOLOGY PROMOTION ASSOCIATION (THAILAND-JAPAN)  
CORPORATE SERVICES 3: EQUIPMENT CALIBRATION AND TESTING SERVICES  
534/4 PATTANAKARN ROAD SOI 18, SUANLUANG, SUANLUANG BANGKOK 10250  
TEL. 0-2717-3000-27 FAX. 0-2719-9484



Cert. No.: 22TM335  
Page.: 1 of 3

## Certificate of Calibration

**Equipment :** Incubator

**Manufacturer :** Binder

**Model :** BD 53 E2

**Serial No. :** 13-07343

**ID No. :** UAE.MIC.005/2558

**Submitted by :** United Analyst and Engineering Consultant Co.,Ltd.  
3 Soi Udomsuk 41, Sukhumvit Road,  
Bangchak, Phrakhanong,  
Bangkok 10260

**Location :** Microbiology Laboratory

**Received Order :** 17 February 2022  
**Calibration Date :** 17 February 2022  
**Ambient Temperature :** ( 26 ± 10 ) °C  
**Relative Humidity :** ( 50 ± 30 ) %

**Calibrated by :** Suwit Imjai

**Approved by :**

*Malee*

Approved Signatory

( ) Pornthippa Tameyakul  
( ☒ ) Malee Butkruea

**Issue Date :** 22 February 2022

The Uncertainties are for a confidence probability of approximately 95%

This certificate may not be reproduced other than in full, except with the prior written  
Approval of the head of Corporate Services 3 : Equipment Calibration and Testing Services.

เอกสารไม่ควบคุม

A 0038093



Equipment : Incubator  
Condition As-Received : Used Item  
Reference : 2202-0444OC-2

Cert. No.: 22TM335

Page.: 2 of 3

**Procedure Used :-**

Calibration were conducted using calibration procedure CP-OT02 according to direct measurement method with Data Acquisition which connected with Resistance Temperature Detector ( RTD ).

The temperature scale used was based on ITS-90.

**Condition of this result of calibration**

1. Reference standard instrument:-

<u>Instrument</u>	<u>Model</u>	<u>Serial No.</u>	<u>Cert. No.</u>	<u>Due Date</u>
1 ) Data Acquisition	34970A	MY44067817	21LM10	20 Jul 2022

2. This certificate is valid only to the item calibrated on date and place of calibration.

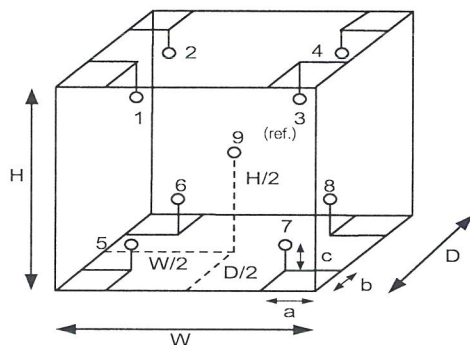
3. This certification is traceable to the International System of Unit.

**Result of Calibration :-** ( \* ) Without Adjustment

**Function of UUC\* :** Temperature Source

**Fresh air setting :** Close

Environment during calibration		
	Beginning	Finished
Temp. ( °C )	21	22
REL.Humid. ( % )	65	62
AC Supply ( Volt )	229	230



**Probe Installation Details :**

a = 5.0 cm  
b = 5.0 cm  
c = 5.0 cm

**Dimension of Chamber :**

D = 0.33 m  
W = 0.40 m  
H = 0.40 m  
Capacity = 0.053 m<sup>3</sup>

Position :	Ref. Std. ID No.:
1	15RTD2/11
2	15RTD2/12
3	15RTD2/13
4	15RTD2/14
5	15RTD2/15
6	15RTD2/16
7	15RTD2/17
8	15RTD2/18
9 (ref.)	15RTD2/19

เอกสารไม่ควบคุม





Equipment : Incubator  
Condition As-Received : Used Item  
Reference : 2202-0444OC-2  
Result of Calibration :- ( \* ) Without Adjustment  
Function of UUC\* : Temperature Source  
Fresh air setting : Close

Cert. No.: 22TM335

Page.: 3 of 3

Calibration Point ( °C )	UUC* Setting ( °C )	UUC* Reading ( °C )	Temperature stability ( ± °C )	Temperature uniformity ( °C )	Overall Variation ( °C )	Uncertainty ( ± °C )	Coverage Factor <i>k</i>
35.0	34.9	34.9	0.024	0.47	0.70	0.30	2

Calibration Point ( °C )	Measured Temperature ( °C )								
	Position								
	1	2	3	4	5	6	7	8	9 (ref.)
35.0	35.184	35.333	35.121	35.141	34.725	34.969	34.665	34.726	34.897

**Average\*** : The average of 30 values in each position.

**Temperature stability** : One-half of the greatest maximum difference of measured temperature at any one sensor.

**Temperature uniformity** : The maximum difference of measured temperatures at any sensors and the measured temperature at the reference location which are observed at the same time or at as close an observation time as possible to determine the temperature pattern or homogeneity within the chamber under steady-state conditions.

**Overall Variation** : The Difference of the maximum and minimum measured temperatures throughout observation.

**UUC\*** : Unit Under Calibration

Note : The reported uncertainty of measurement was included stability and excluded uniformity .

The reported uncertainty of measurement was based on a standard uncertainty multiplied by a coverage factor *k*, providing a level of confidence of approximately 95 %.

-o0o-

Malu.

เอกสารไม่ควบคุม

a 1096058





TECHNOLOGY PROMOTION ASSOCIATION (THAILAND-JAPAN)  
CORPORATE SERVICES 3: EQUIPMENT CALIBRATION AND TESTING SERVICES  
534/4 PATTANAKARN ROAD SOI 18, SUANLUANG, SUANLUANG BANGKOK 10250  
TEL. 0-2717-3000-27 FAX. 0-2719-9484



Cert. No.: 21TM1358

Page.: 1 of 3

## Certificate of Calibration

**Equipment :** Incubator

**Manufacturer :** Memmert

**Model :** BE 400

**Serial No. :** e402.1032

**ID No. :** UAE.MIC.001/2546

**Submitted by :** United Analyst and Engineering Consultant Co.,Ltd.  
3 Soi Udomsuk 41, Sukhumvit Road,  
Bangchak, Phrakhanong,  
Bangkok 10260

**Location :** Microbiology Laboratory

**Received Order :** 14 July 2021

**Calibration Date :** 15 July 2021

**Ambient Temperature :** ( 26 ± 10 ) °C

**Relative Humidity :** ( 50 ± 30 ) %

**Calibrated by :** Preecha Hlahib

**Approved by :**

*Malu*

Approved Signatory

- ( ) Pornthippa Tameyakul  
( ✓ ) Malee Butkruea  
( ) Suwit Imjai

**Issue Date :** 20 July 2021

The Uncertainties are for a confidence probability of approximately 95%

This certificate may not be reproduced other than in full, except with the prior written  
Approval of the head of Corporate Services 3 : Equipment Calibration and Testing Services.

เอกสารไม่ควบคุม



Equipment : Incubator  
Condition As-Received : Used Item  
Reference : 2107-0318OC-2

Cert. No.: 21TM1358

Page.: 2 of 3

**Procedure Used :-**

Calibration were conducted using calibration procedure CP-OT02 according to direct measurement method with Data Acquisition which connected with Resistance Temperature Detector ( RTD ).

The temperature scale used was based on ITS-90.

**Condition of this result of calibration**

1. Reference standard instrument:-

Instrument	Model	Serial No.	Cert. No.	Due Date
1 ) Data Acquisition	34972A	MY57013823	21LM3	26 Feb 2022

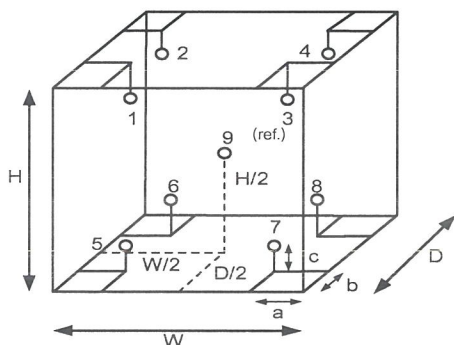
2. This certificate is valid only to the item calibrated on date and place of calibration.

3. This certification is traceable to the International System of Unit.

**Result of Calibration :-** ( \* ) Without Adjustment

**Function of UUC\* :** Temperature Source

**Fresh air setting :** Close



**Probe Installation Details :**

a = 5.0 cm  
b = 5.0 cm  
c = 5.0 cm

**Dimension of Chamber :**

D = 0.40 m  
W = 0.33 m  
H = 0.40 m  
Capacity = 0.053 m<sup>3</sup>

Environment during calibration		
	Beginning	Finished
Temp. ( °C )	25	25
REL.Humid. ( % )	54	60
AC Supply ( Volt )	220	221

Position :	Ref. Std. ID No.:
1	21-17RTD-01
2	21-17RTD-02
3	17RTD-03
4	17RTD-04
5	17RTD-05
6	17RTD-06
7	17RTD-07
8	17RTD-08
9 (ref.)	17RTD-09

เอกสารไม่ควบคุม



Equipment : Incubator  
Condition As-Received : Used Item  
Reference : 2107-0318OC-2  
Result of Calibration :- ( \* ) Without Adjustment  
Function of UUC\* : Temperature Source

Cert. No.: 21TM1358

Page.: 3 of 3

Calibration Point ( °C )	UUC* Setting ( °C )	UUC* Reading ( °C )	Temperature stability ( ± °C )	Temperature uniformity ( °C )	Overall Variation ( °C )	Uncertainty ( ± °C )	Coverage Factor <i>k</i>
56.0	57.1	57.1	0.23	0.88	1.4	0.42	2

Calibration Point ( °C )	Measured Temperature ( °C )								
	Position								
	1	2	3	4	5	6	7	8	9 (ref.)
56.0	56.743	56.530	56.340	56.453	55.653	56.192	55.439	55.878	56.243

**Average\*** : The average of 30 values in each position.

**Temperature stability** : One-half of the greatest maximum difference of measured temperature at any one sensor.

**Temperature uniformity** : The maximum difference of measured temperatures at any sensors and the measured temperature at the reference location which are observed at the same time or at as close an observation time as possible to determine the temperature pattern or homogeneity within the chamber under steady-state conditions.

**Overall Variation** : The Difference of the maximum and minimum measured temperatures throughout observation.

**UUC\*** : Unit Under Calibration

Note : The reported uncertainty of measurement was included stability and excluded uniformity .

The reported uncertainty of measurement was based on a standard uncertainty multiplied by a coverage factor *k*, providing a level of confidence of approximately 95 %.

-o0o-



TECHNOLOGY PROMOTION ASSOCIATION (THAILAND-JAPAN)  
CORPORATE SERVICES 3: EQUIPMENT CALIBRATION AND TESTING SERVICES  
534/4 PATTANAKARN ROAD SOI 18, SUANLUANG, SUANLUANG BANGKOK 10250  
TEL. 0-2717-3000-27 FAX. 0-2719-9484



Cert. No.: 22TM334

Page.: 1 of 3

## Certificate of Calibration

**Equipment :** Water Bath

**Manufacturer :** Memmert

**Model :** WNE 14

**Serial No. :** L416.0612

**ID No. :** UAE.MIC.003/2560

**Submitted by :** United Analyst and Engineering Consultant Co.,Ltd.  
3 Soi Udomsuk 41, Sukhumvit Road,  
Bangchak, Phrakhanong,  
Bangkok 10260

**Location :** Microbiology Laboratory

**Received Order :** 17 February 2022

**Calibration Date :** 17 February 2022

**Ambient Temperature :** (  $26 \pm 10$  ) °C

**Relative Humidity :** (  $50 \pm 30$  ) %

**Calibrated by :** Suwit Imjai

**Approved by :**

*Malee*

Approved Signatory

( / ) Pornthippa Tameyakul

( / ) Malee Butkruea

**Issue Date :**

22 February 2022

The Uncertainties are for a confidence probability of approximately 95%

This certificate may not be reproduced other than in full, except with the prior written  
Approval of the head of Corporate Services 3 : Equipment Calibration and Testing Services.

เอกสารไม่ควบคุม

A 0038095





**Equipment :** Water Bath  
**Condition As-Received :** Used Item  
**Reference :** 2202-0444OC-4

**Cert. No.:** 22TM334

**Page.:** 2 of 3

**Procedure Used :-**

Calibration were conducted using in-house calibration procedure CP-OT04 according to direct measurement method with Data Acquisition which connected with Industrial Platinum Resistance Thermometer ( IPRT ).

The temperature scale used was based on ITS-90.

**Condition of this result of calibration**

1. Reference standard instrument:-

<u>Instrument</u>	<u>Model</u>	<u>Serial No.</u>	<u>Cert. No.</u>	<u>Due Date</u>
1 ) Data Acquisition	34970A	MY44067817	21LM10	20 Jul 2022

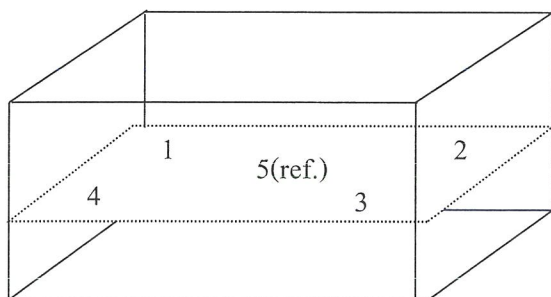
2. This certificate is valid only to the item calibrated on date and place of calibration.

3. This certification is traceable to the International System of Unit.

**Result of Calibration :-** ( \* ) Without Adjustment

**Function of UUC\* :** Temperature Source

	Environmental		AC Voltage Supply
	( °C )	( %R.H. )	( Volt )
Beginning of Calibration	21	65	229
Finished of Calibration	22	57	230



Front

Position :	Ref. Std. ID No.:
1	70RC143
2	70RC144
3	70RC145
4	70RC146
5(ref.)	70RC147

เอกสารไม่ควบคุม

a 1096055



Equipment : Water Bath  
Condition As-Received : Used Item  
Reference : 2202-0444OC-4  
Result of Calibration :- ( \* ) Without Adjustment  
Function of UUC\* : Temperature Source

Cert. No.: 22TM334

Page.: 3 of 3

Calibration point ( °C )	UUC* Setting ( °C )	UUC* Reading ( °C )	Average* Standard Reading ( °C )				
			Position				
			1	2	3	4	5 (ref.)
44.5	44.5	44.5	44.572	44.514	44.507	44.530	44.565

Calibration point ( °C )	Uniformity ( °C )	Stability ( ± °C )	Uncertainty ( ± °C )	Coverage Factor <i>k</i>
44.5	0.10	0.042	0.15	2

**Average\*** : The average of 30 values in each position.

**Uniformity** : The maximum difference of measured temperatures at any sensors and the measured temperature at the reference location which are observed at the same time or at as close an observation time as possible to determine the temperature pattern or homogeneity within the chamber under steady-state conditions.

**Stability** : One-half of the greatest maximum difference of measured temperature at any one probe.

**UUC\*** : Unit Under Calibration

**Note** : The reported uncertainty of measurement was included stability and excluded uniformity.

The reported uncertainty of measurement was based on a standard uncertainty multiplied by a coverage factor *k*, providing a level of confidence of approximately 95 %.

-o0o-

เอกสารไม่ควบคุม

a 1096054



TECHNOLOGY PROMOTION ASSOCIATION (THAILAND-JAPAN)  
CORPORATE SERVICES 3: EQUIPMENT CALIBRATION AND TESTING SERVICES  
534/4 PATTANAKARN ROAD SOI 18, SUANLUANG, SUANLUANG BANGKOK 10250  
TEL. 0-2717-3000-27 FAX. 0-2719-9484



Cert. No.: 22TM565

Page.: 1 of 3

## Certificate of Calibration

**Equipment :** Water Bath

**Manufacturer :** Memmert

**Model :** WNE 14

**Serial No. :** L414.1407

**ID No. :** UAE.MIC.006/2558

**Submitted by :** United Analyst and Engineering Consultant Co.,Ltd.  
3 Soi Udomsuk 41, Sukhumvit Road,  
Bangchak, Phrakhanong,  
Bangkok 10260

**Location :** Microbiology Laboratory

**Received Order :** 7 April 2022

**Calibration Date :** 7 April 2022

**Ambient Temperature :** ( 26 ± 10 ) °C

**Relative Humidity :** ( 50 ± 30 ) %

**Calibrated by :** Prawit Sodavitchit

**Approved by :**

Approved Signatory

- ( ) Pornthippa Tameyakul  
( ✓ ) Malee Butkruea  
( ) Suwit Imjai

**Issue Date :** 18 April 2022

The Uncertainties are for a confidence probability of approximately 95%

This certificate may not be reproduced other than in full, except with the prior written  
Approval of the head of Corporate Services 3 : Equipment Calibration and Testing Services

เอกสารไม่ควบคุม



**Equipment :** Water Bath  
**Condition As-Received :** Used Item  
**Reference :** 2204-0016OC-4

**Cert. No.:** 22TM565

**Page.:** 2 of 3

**Procedure Used :-**

Calibration were conducted using in-house calibration procedure CP-OT04 according to direct measurement method with Data Acquisition which connected with Industrial Platinum Resistance Thermometer ( IPRT ).

The temperature scale used was based on ITS-90.

**Condition of this result of calibration**

1. Reference standard instrument:-

<u>Instrument</u>	<u>Model</u>	<u>Serial No.</u>	<u>Cert. No.</u>	<u>Due Date</u>
1 ) Data Acquisition	34970A	MY44067817	21LM10	20 Jul 2022

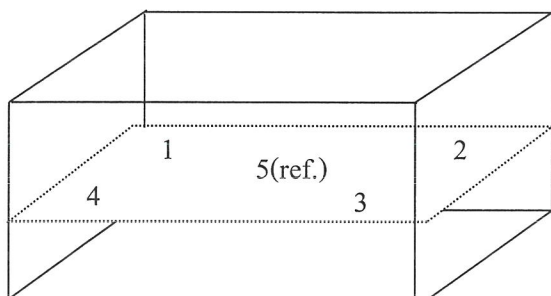
2. This certificate is valid only to the item calibrated on date and place of calibration.

3. This certification is traceable to the International System of Unit.

**Result of Calibration :-** ( \* ) Without Adjustment

**Function of UUC\* :** Temperature Source

	Environmental		AC Voltage Supply
	( °C )	( %R.H. )	( Volt )
Beginning of Calibration	26	62	220
Finished of Calibration	26	65	220



Front

Position :	Ref. Std. ID No.:
1	70RC143
2	70RC144
3	70RC145
4	70RC146
5(ref.)	70RC147

เอกสารไม่ควบคุม





**Equipment :** Water Bath  
**Condition As-Received :** Used Item  
**Reference :** 2204-0016OC-4  
**Result of Calibration :-** ( \* ) Without Adjustment  
**Function of UUC\* :** Temperature Source

**Cert. No.:** 22TM565

**Page.:** 3 of 3

Calibration point ( °C )	UUC* Setting ( °C )	UUC* Reading ( °C )	Average* Standard Reading ( °C )				
			Position				
			1	2	3	4	5 (ref.)
44.5	44.5	44.5	44.424	44.409	44.478	44.470	44.581

Calibration point ( °C )	Uniformity ( °C )	Stability ( ± °C )	Uncertainty ( ± °C )	Coverage Factor <i>k</i>
44.5	0.22	0.039	0.15	2

**Average\* :** The average of 30 values in each position.

**Uniformity :** The maximum difference of measured temperatures at any sensors and the measured temperature at the reference location which are observed at the same time or at as close an observation time as possible to determine the temperature pattern or homogeneity within the chamber under steady-state conditions.

**Stability :** One-half of the greatest maximum difference of measured temperature at any one probe.

**UUC\* :** Unit Under Calibration

**Note :** The reported uncertainty of measurement was included stability and excluded uniformity.

The reported uncertainty of measurement was based on a standard uncertainty multiplied by a coverage factor *k*, providing a level of confidence of approximately 95 %.

-o0o-

เอกสารไม่ควบคุม

Mettler-Toledo (Thailand) Ltd.

846/4 - 846/5 Lasalle Rd., Bangna Tai Sub-District

Bangna District, Bangkok 10260

+66 2723 0382

MT-TH.ServiceSupport@mt.com



NSC-TISI-TIS 17025  
CALIBRATION 0062

## Accuracy Calibration Certificate

### Customer

Company: United Analyst and Engineering Consultant Co., Ltd.  
Address: 3 Soi Udom Suk 41, Sukhumvit Rd., Bang Chak  
City: Phra Khanong Contact: Suwit Chotnok  
Zip / Postal: 10260  
State / Province: Bangkok  
Order Number:   
\* 0 3 3 2 4 0 1 4 9 4 \*

### Weighing Device

Manufacturer: Mettler Toledo Instrument Type: Weighing Instrument  
Model: MS603S/01 Asset Number: UAE.MIC.008/2553  
Serial No.: B007010311 Terminal Model: N/A  
Building: N/A Terminal Serial No.: N/A  
Floor: 2 Terminal Asset No.: N/A  
Room: Balance Room (206)

Range	Max. Capacity	Readability (d)
1	620 g	0.001 g

### Procedure



Calibration Guideline: EURAMET cg-18 v. 4.0 (11/2015)  
METTLER TOLEDO Work Instruction: CP/W002/20

This calibration certificate contains measurements for As Found calibration. No As Left calibration was performed because the device was not modified after As Found calibration. Therefore, results for As Left correspond to As Found.

The sensitivity/span of the weighing instrument was adjusted before calibration with a built-in weight.

In accordance with EURAMET cg-18 (11/2015), the test loads were selected to reflect the specific use of the weighing device or to accommodate specific calibration conditions.

	Temperature		Humidity	
As Found	Start: 22.8 °C	End: 23.0 °C	Start: 49.9 %	End: 58.3 %

As Found Calibration Date: 07-Apr-2022 Calibrator:   
As Left Calibration Date: N/A  
Issue Date: 08-Apr-2022  
Approved Signatory:   
☒ Kassakorn Tassanachaisakul  
☐ Santi Jitniyom  
☐ Surachet Sukkate

## Measurement Results

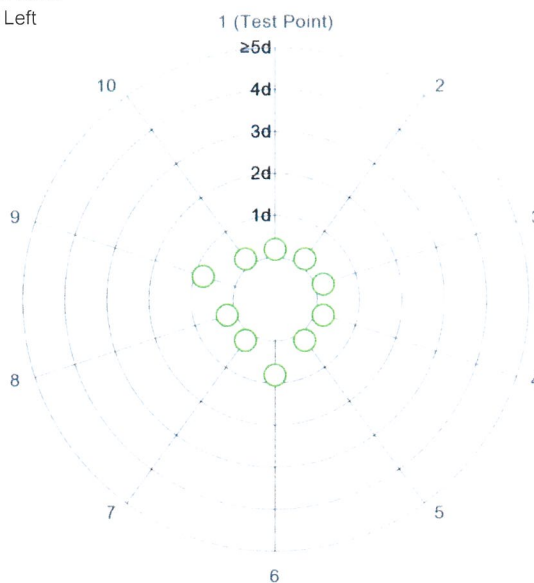
### Repeatability

Test Load: 200 g

	As Found	As Left
1	200.001 g	N/A
2	200.001 g	N/A
3	200.001 g	N/A
4	200.001 g	N/A
5	200.001 g	N/A
6	200.000 g	N/A
7	200.001 g	N/A
8	200.001 g	N/A
9	200.000 g	N/A
10	200.001 g	N/A

Standard Deviation	0.0004 g	N/A
--------------------	----------	-----

○ As Found  
◆ As Left



The "d" in the graph represents the readability of the range/interval in which the test was performed.

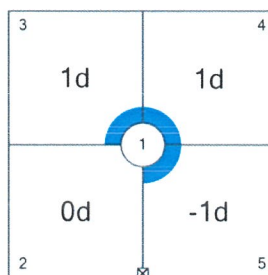
The results of this graph are based upon the absolute values of the differences from the mean value.

### Eccentricity

Test Load: 200 g

Position	As Found	As Left
1	200.001 g	N/A
2	200.001 g	N/A
3	200.002 g	N/A
4	200.002 g	N/A
5	200.000 g	N/A

Maximum Deviation	0.001 g	N/A
-------------------	---------	-----



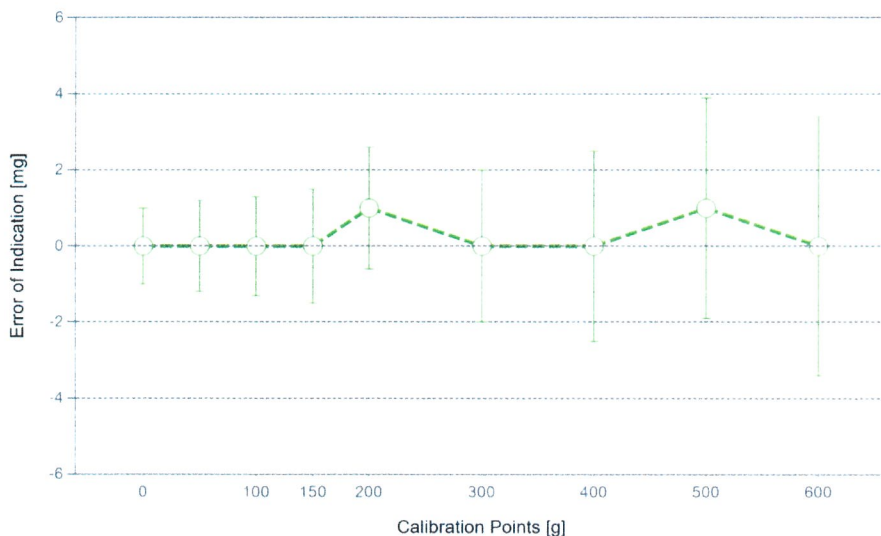
As Found

The "d" in the graph represents the readability of the range/interval in which the test was performed.

## Error of Indication

### As Found

	Reference Value	Indication	Error of Indication	Expanded Uncertainty	k
1	0.000 g	0.000 g	0.000 g	1.0 mg	2
2	0.500 g	0.500 g	0.000 g	1.2 mg	2
3	1.000 g	1.000 g	0.000 g	1.2 mg	2
4	50.000 g	50.000 g	0.000 g	1.2 mg	2
5	100.000 g	100.000 g	0.000 g	1.3 mg	2
6	150.000 g	150.000 g	0.000 g	1.5 mg	2
7	200.000 g	200.001 g	0.001 g	1.6 mg	2
8	300.001 g	300.001 g	0.000 g	2.0 mg	2
9	400.001 g	400.001 g	0.000 g	2.5 mg	2
10	500.001 g	500.002 g	0.001 g	2.9 mg	2
11	600.001 g	600.001 g	0.000 g	3.4 mg	2



○ As Found

◆ As Left

For improved legibility of the graphics only increasing measurement points are shown and measurement points close to zero are not displayed.

The uncertainty stated is the expanded uncertainty at calibration obtained by multiplying the standard combined uncertainty by the coverage factor  $k$  – which can be larger than 2 according to EURAMET cg-18. The value of the measurand lies within the assigned range of values with a probability of approximately 95%.

The user is responsible for maintaining environmental conditions and the settings of the weighing instrument when it was calibrated.



## Test Equipment

All weights used for metrological testing are traceable to national or international standards. The weights were calibrated and certified by an accredited calibration laboratory.

### Weight Set 1: OIML F1

Weight Set No.:	WS55	Date of Issue:	09-Jul-2021
Certificate Number:	CCM-0137-21-C	Calibration Due Date:	07-Jul-2022

### Weight Set 2: OIML E2

Weight Set No.:	WS80	Date of Issue:	23-Feb-2022
Certificate Number:	C208581631	Calibration Due Date:	14-Aug-2023

### Thermo Hygrometer

Equipment No.:	IN161	Date of Issue:	14-Jun-2021
Certificate Number:	21H1220	Calibration Due Date:	01-Jun-2022

## Remarks

FACT adjustment functionality activated  
Equipment condition: Good  
Next calibration according to customer's procedure  
Calibration data not decide by calibration laboratory

### End of Accredited Section

The information below and any attachments to this calibration certificate are not part of the accredited calibration.

## Measurement Uncertainty of the Weighing Instrument in Use

Stated is the expanded uncertainty with  $k=2$  in use. The formula shall be used for the estimation of the uncertainty under consideration of the errors of indication. The value  $R$  represents the net load indication in the unit of measure of the device.

Temperature coefficient for the evaluation of the measurement uncertainty in use:  $3.0 \cdot 10^{-6} / K$

Temperature range on site for the evaluation of the measurement uncertainty in use: 3 K

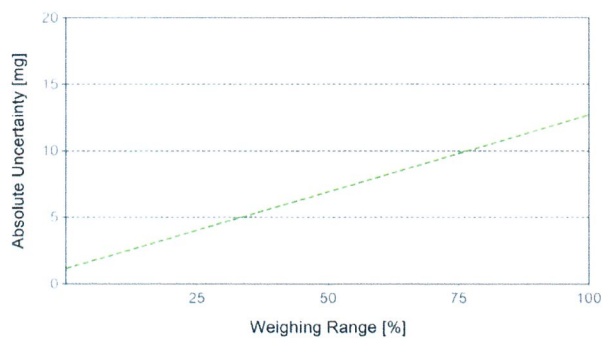
### Linearization of Uncertainty Equation

Range			As Found	As Left
	d	Max		
1	0.001 g	620 g	$U_1 = 1.2 \text{ mg} + 0.0186 \text{ mg/g} \cdot R$	N/A

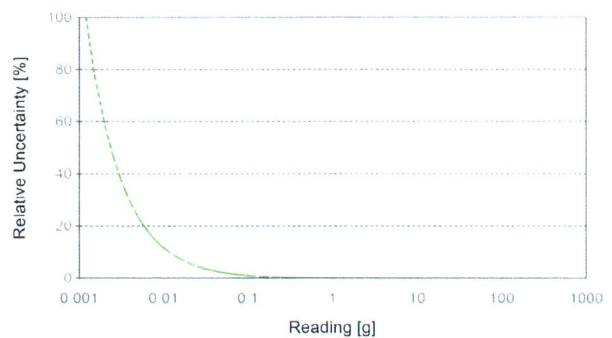
To optimize the stability of the linearization, besides of the zero load only increasing measurement points with a test load of 5% of the measurement range or larger are taken for the calculation of the linear equation.

### Absolute and Relative Measurement Uncertainty in Use for Various Net Indications (Examples)

Net Indication	As Found		As Left	
0.062 g	1.2 mg	1.9%	N/A	N/A
0.620 g	1.2 mg	0.20%	N/A	N/A
6.200 g	1.3 mg	0.021%	N/A	N/A
62.000 g	2.4 mg	0.0038%	N/A	N/A
620.000 g	13 mg	0.0021%	N/A	N/A



As Found



As Left




TECHNOLOGY PROMOTION ASSOCIATION (THAILAND-JAPAN)  
CORPORATE SERVICES 3: EQUIPMENT CALIBRATION AND TESTING SERVICES  
534/4 PATTANAKARN ROAD SOI 18, SUANLUANG, SUANLUANG BANGKOK 10250  
TEL. 0-2717-3000-27 FAX. 0-2719-9484



## Certificate of Calibration

Cert. No.: 22TM89

Page.: 1 of 3

Equipment :	Autoclave
Manufacturer :	ALP
Model :	CL-40L
Serial No. :	802664
ID No. :	UAE.MIC.014/2550
Submitted by :	United Analyst and Engineering Consultant Co.,Ltd. 3 Soi Udomsuk 41, Sukhumvit Road, Bangchak, Phrakhanong, Bangkok 10260
Location :	Air Analysis Unit
Received Order :	17 February 2022
Calibration Date :	17 February 2022
Ambient Temperature :	( 26 ± 10 ) °C
Relative Humidity :	( 50 ± 30 ) %
Calibrated by :	Kunchit Promprat
Approved by :	 _____ Approved Signatory
( / ) Pornthippa Tameyakul	
( / ) Malee Butkruea	
( ) Suwit Imjai	
Issue Date :	22 February 2022

The Uncertainties are for a confidence probability of approximately 95%

This certificate may not be reproduced other than in full, except with the prior written  
Approval of the head of Corporate Services 3 : Equipment Calibration and Testing Services.

เอกสารไม่ควบคุม



**Equipment :** Autoclave  
**Condition As-Received :** Used Item  
**Reference :** 2202-0444OC-1

**Cert. No.:** 22TM89  
**Page.:** 2 of 3

**Procedure Used :-**

Calibration were conducted using in-house calibration procedure CP-OT03 according to direct measurement method with Data Acquisition which connected with Thermocouple Type T

The temperature scale used was based on ITS-90.

**Condition of this result of calibration**

1. Reference standard instrument:-

<u>Instrument</u>	<u>Model</u>	<u>Serial No.</u>	<u>Cert. No.</u>	<u>Due Date</u>
1 ) Data Acquisition	34970A	MY44035217	21LM30	23 Dec 2022

2. This certificate is valid only to the item calibrated on date and place of calibration.

3. This certification is traceable to the International System of Unit.

4. This result of calibration covers laboratory autoclaves for the sterilization of goods and material which could be infected with organisms categorized as Hazard Group 1, 2 and 3\*\*

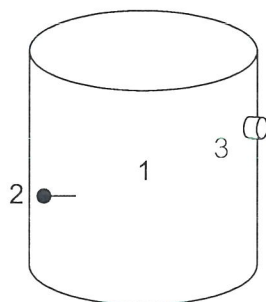
(\*\* = Categorization of pathogens according to hazard and categories of containment, second edition, 1990 )

It does not cover autoclaves for use with material infect with organisms in Hazard Group 4, for which complete containment and sterilization of infected condensate is considered to be essential.

This result of calibration does not apply to sterilizers or disinfectors used for medical, dental, pharmaceutical or veterinary purposes which are directly concerned with patient care, or those used for fabrics subjected to sterilization which are required to be dry at the end of cycle.

**Result of Calibration :-** ( \* ) Without Adjustment

**Function of UUC\* :** Temperature Source



	Environmental		
	( °C )	( %R.H. )	( Volt )
Beginning of Calibration	27	68	226
Finished of Calibration	27	65	226

<u>Position</u>	<u>Description</u>	<u>Ref. Std. ID No.:</u>
1 =	Center of chamber	22-10TC-01
2 =	Temperature sensor	22-10TC-02
3 =	Exhaust port	22-10TC-03

เอกสารไม่ควบคุม





Equipment : Autoclave  
Condition As-Received : Used Item  
Reference : 2202-0444OC-1

Cert. No.: 22TM89

Page.: 3 of 3

**Result of Calibration :-** ( \* ) Without Adjustment

Operating parameter Set : Temperature = 122 °C  
Sterilization period = 30 minute

UUC* Setting ( °C )	UUC* Reading ( °C )	Position	Average* Standard Reading ( °C )	Stability ( ± °C )	Pressure Reading ( MPa )	Uncertainty ( ± °C )	Coverage Factor <i>k</i>
122	122	1	122.373	0.32	0.12	1.2	2
		2	122.421				
		3	122.292				

**Average\*** : The average of 30 values in each position.

**Stability** : One-half of the greatest maximum difference of measured temperature at any one probe.

**UUC\*** : Unit Under Calibration

Note : The reported uncertainty of measurement was included stability and excluded uniformity .

The reported uncertainty of measurement was based on a standard uncertainty multiplied by a coverage factor *k*, providing a level of confidence of approximately 95 %.

-o0o-

เอกสารไม้ควบคุม